

MatSciRE: Leveraging Pointer Networks to Automate Entity and Relation Extraction for Material Science Knowledge-base Construction

Ankan Mullick^{a,*}, Akash Ghosh^{a,*}, G Sai Chaitanya^a, Samir Ghui^a, Tapas Nayak^b, Seung-Cheol Lee^c, Satadeep Bhattacharjee^c, Pawan Goyal^a

^aIndian Institute of Technology, Kharagpur

^bTCS Research Lab, Kolkata, India

^cIndo-Korea Science and Technology

Abstract

Material science literature is a rich source of factual information about various categories of entities (like materials and compositions) and various relations between these entities, such as conductivity, voltage, etc. Automatically extracting this information to generate a material science knowledge base is a challenging task. In this paper, we propose MatSciRE (Material Science Relation Extractor), a Pointer Network-based encoder-decoder framework, to jointly extract entities and relations from material science articles as a triplet (*entity1, relation, entity2*). Specifically, we target the battery materials and identify five relations to work on - conductivity, coulombic efficiency, capacity, voltage, and energy. Our proposed approach achieved a much better F1-score (0.771) than a previous attempt using ChemDataExtractor (0.716). The overall graphical framework of MatSciRE is shown in Fig 1. The material information is extracted from material science literature in the form of entity-relation triplets using MatSciRE.

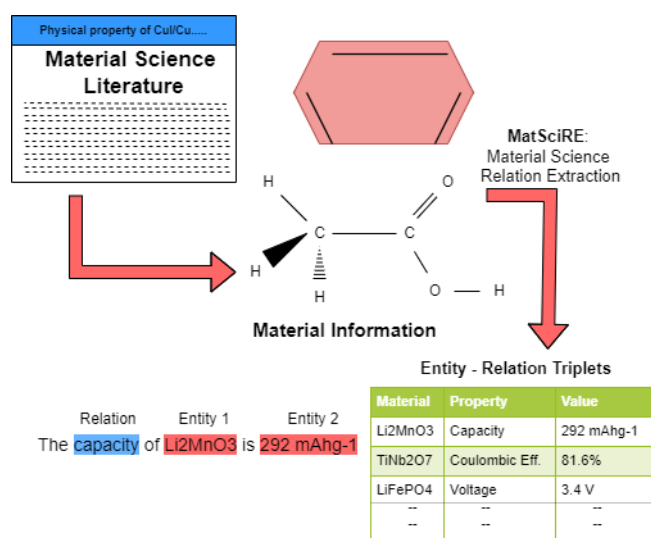


Figure 1: MatSciRE: Material Science Relation Extraction Tool

1. Introduction

The material science domain possesses numerous information. This knowledge must be extracted from material science datasets

* Authors contributed equally to this work.

Email addresses: ankanm@kgpian.iitkgp.ac.in (Ankan Mullick), akashkgp@kgpian.iitkgp.ac.in (Akash Ghosh), gajulasai@iitkgp.ac.in (G Sai Chaitanya), samirghui@iitkgp.ac.in (Samir Ghui), tnk02.05@gmail.com (Tapas Nayak), seungcheol.lee@ikst.res.in (Seung-Cheol Lee), s.bhattacharjee@ikst.res.in (Satadeep Bhattacharjee), pawang@cse.iitkgp.ac.in (Pawan Goyal)

Preprint submitted to Computational Materials Science

to improve or discover the latest materials. Current big data and machine learning-based approaches can help bridge the gap between theoretical concepts and current material infrastructure limitations. People have worked on different aspects of material science literature in the last decade. One of the critical directions of material science research is the battery database which is essential in the modern energy system.

Batteries are made up of complex material systems [1]. Proper analysis of the battery database would lead us to discover new materials. The battery is a crucial element of any electrical device with various utilisations. Researchers focus on building high-capacity, efficient, safe batteries with various industrial applications. Relations must be retrieved from unorganized data sources to build a concrete battery knowledge database. Research papers describing battery materials can be a potential source from which these relations can be obtained. Hence, an automated relation extraction method from material science research articles would be a great leap towards overcoming present constraints and achieving desired outcomes.

For example, Table 1 shows two entities ('Na_{0.35}MnO₂' and '42.6 Wh kg⁻¹') and corresponding relation ('Energy') extraction from an input sentence "The energy density based on AC and nanowire Na_{0.35}MnO₂ is 42.6 Wh kg⁻¹ at a power density of 129.8 W kg⁻¹." of a research article.

Recent Natural Language Processing (NLP) and Deep Neural Networks (DNN) techniques can facilitate relation extraction and automatically build the battery database. These methods can detect various entities in the research articles discussing battery materials and predict relations between two entities.

To use these NLP and DL techniques, we first obtain an annotated dataset containing the sentences and the corresponding

January 19, 2024

arXiv:2401.09839v1 [cs.CL] 18 Jan 2024

Table 1: Battery Database Entity and Relation

Sentence	Entity 1	Entity 2	Relation
The energy density based on AC and nanowire Na _{0.35} MnO ₂ is 42.6 Wh kg ⁻¹ at a power density of 129.8 W kg ⁻¹ .	Na _{0.35} MnO ₂	42.6 Wh kg ⁻¹	Energy

entity-relation triplets¹. We use a distant supervision approach on top of the battery dataset released by Huang and Cole [2] to develop a pseudo-labeled dataset. Human curators annotate a random sample from this dataset to prepare a gold standard dataset for evaluation. We train a pointer-network model (PNM), adapted from Nayak and Ng [3] with MatBERT embeddings [4] for extracting entity-relation triples from material science papers. While evaluating the same test set as used by ChemDataExtractor, we find that MatSciRE outperforms ChemDataExtractor by 6% (F1-score).

2. Related Work

To give a broad overview of the existing works in this domain, we categorize various earlier works into two categories - Material Science Information Extraction and Relation Extraction frameworks.

2.1. Material Science Information Extraction:

Tshitoyan et al. [5] train the skip-gram variant of word2vec [6] model over a large corpus of material science research papers and demonstrate that the trained embeddings capture complex material science concepts like the structure-property relationships in materials.

Wikipedia holds much information on various subjects and domains in the form of unstructured text, images, and tables. DBpedia [7] is a community effort that aims to extract structured data from the unstructured Wikipedia and make the extracted data available to the web. DBpedia also allows other external datasets to be connected to its datasets. This helps DBpedia to expand its knowledge beyond just wikipedia-based datasets. The triplets that constitute DBpedia’s datasets are available publicly. Some studies aim at constructing knowledge graphs using DBpedia dumps and other structured datasets for the material science domain. Zhang et al. [8] design a system to recommend metal materials to material scientists based on the triplets made available by DBpedia using semantic distance measurement. Zhang et al. [9] propose an approach to build a Knowledge Graph for metallic materials using DBpedia and Wikipedia.

Weston et al. [10] train a Named Entity Recognition (NER) model to identify summary-level information from materials science documents such as the name of inorganic materials, sample descriptors, etc. The authors train a BiLSTM-CRF model to classify tokens. Guha et al. [11] present MatSciIE, a tool for materials science information extraction like - the name of materials, code, parameters, etc. They build a Bi-LSTM-CRF-Elmo model for entity retrieval. Mullick et al. [12] build sentence level

classification for entity extraction from material science. Luan et al. [13] retrieve entities and relations between multiple entities on the SCIERC dataset. Five hundred scientific articles from various domains are processed, and abstracts are used to create the SCIERC dataset. Beltagy et al. [14] which pretrains a BERT model on scientific articles of biomedical documents to improve the effectiveness of different scientific NLP tasks. Researchers also built BERT based domain specific pre-trained models on material science (MatBERT [4] and MatSciBERT [15]) and battery materials (BatteryBERT [16]). We use both of the models as baselines.

2.2. Relation and Entity Extraction:

The relation extraction task has been well explored in the field of NLP. Mintz et al. [17] explored distant supervision based relation extraction task using Freebase [18], avoiding the domain dependence of automatic content extraction task. Riedel et al. [19] propose a distant supervision-based relation extraction task to extract various entities without using training annotation data. Hoffmann et al. [20] work on a weakly supervised method to develop multi-instance learning to retrieve overlapping relations. Zeng et al. [21] apply deep neural network models to extract lexical and sentence level features for relation classification and propose CNN (convolutional neural network) based distant supervision technique for relation extraction. Shen and Huang [22] build a novel attention-based CNN framework for relation classification. Jat et al. [23] suggest combining bi-directional word-based and entity-centric attention models to improve distant supervision-based relation extraction task. RE-SIDE [24] is a Distantly-supervised Relation Extraction (RE) method that employs Graph Convolution Networks to encode text. Ye and Ling [25] develop a distantly supervised relation extraction method that can handle noisy data. Guo et al. [26] propose attention-based graph convolutional networks that can extract various relations from the full dependency tree as input. [27, 28, 29, 30, 31] work on intent and entity extraction. [32, 33, 34, 35, 36, 37] aim at opinion-fact entity extraction. Nayak and Ng [3] jointly extract entities and classify relations between entities using a pointer network-based model. Huang and Cole [2] generate a set of data records from a corpus of materials science research papers. Unlike others, the authors work directly with the unstructured text using a popular NLP toolkit called ‘ChemDataExtractor’. Authors, however, modify ChemDataExtractor 1.5 to perform better on the specific domain of battery materials. ChemDataExtractor is then used to extract a dataset of 292,313 records from a corpus consisting of 229,061 research papers. Each extracted data record contains an entity (usually the chemical formula of a material), a value with a unit, and a relation relating the entity with the value, among other things (We use this approach as a baseline).

¹A triplet consists of two entities connected with a relation.

A group of researchers also focused on the joint extraction of entities and the corresponding relations among them. CoType [38], Miwa and Bansal [39], Bekoulis et al. [40], novel tagging scheme by Zheng et al. [41] and BiLSTM-CRF-based model by Nguyen and Verspoor [42] are end-to-end models to jointly extract relation and entities together. Katiyar and Cardie [43] investigate jointly extract opinionated entities and the relation between two entities.

However, in our particular problem, there can be multiple triplets in the same sentence, and the entities within the triplets may also overlap. This creates a bottleneck for neural sequence tagging-based joint entity extraction models [41].

We use an encoder-decoder framework to address the issue of relation extraction. Encoder-decoder framework has been utilized in various natural language processing problems like - knowledge base creation using n-gram attention mechanism [44], text generation from structured data [45], cross lingual information extraction [46], open information extraction [47], machine translation [48, 49], pointer networks [50] based relation extraction [3], question answering [51], etc. Our encoder-decoder framework is a pointer network-based architecture to overcome earlier limitations which retrieves entities and the corresponding relations in the form of triplets from sentences in material science literature.

3. Dataset

Huang and Cole [2] develop the database of battery materials with entities and corresponding relations using a rule-based phrase parsing method, resulting in a database consisting of 292,313 data records from 229,061 academic papers. They suggest 17,354 unique chemicals and up to five material properties: capacity, voltage, conductivity, Coulombic efficiency and energy. The rule-based approach to specific entities helps to identify the relations. This database only contains relations and entities without any sentence-level mapping.

However, training a system to extract entities and relations from an article also requires corresponding sentence information. Therefore, to train an end-to-end framework for extracting entities and relations from material science articles, we need a dataset where sentences of an article are annotated with the triplet information. So, at first, on top of the dataset by Huang and Cole [2], we use the distant supervision technique by Mintz et al. [17] to build the entity-relation triplet pairs and corresponding sentences from material science articles. The triplet is of the form (*entity1*, *relation*, *entity2*). For example, in the manuscript by Yu et al. [52], the extracted triplet from the sentence, "The low voltage profiles (average of around 2.2 V) of Li-S batteries are well compensated by their high energy densities" is (Li-S, voltage, 2.2 V). Later, we also manually annotate a random sample of this dataset to create a *gold standard dataset* for evaluation. We use a large part of the *distantly supervised dataset* to train the model, another part of the data is utilized to tune various model parameters and hyper-parameters, and the rest of the dataset is considered as blind test data to evaluate the model performance. We call this the *distantly supervised dataset*.

The detailed steps of the dataset creation process are discussed next.

3.1. Set of Triplets

The first step towards creating the dataset is to obtain a set of triplets generated over material science domain. While not many contributions have been made in this direction in the materials science domain to the best of our knowledge, we found the work of Huang and Cole [2] to be relevant. The authors generate a database of records for the battery materials domain using a large corpus of materials science research papers. A sample entry from the JSON dump is shown in the Supplementary Material.

Each instance consists of "Property", "Name", "Value" and "Unit" among other fields. "Raw_value" and "Raw_unit" store the simplified value and unit, respectively, which is useful for text processing. "Extracted_name" stores the material compound details. The rest of the fields consist mainly of the paper details.

3.2. Extracting Triplets

Every record in the battery database has numerous fields. However, for our task, we confine ourselves to just four of these, namely, *Property-Name*, *Entity-Names*, *Value*, and *Unit*. In the database, the field *Entity-Names* generally contains a chemical compound. *Property-Name* can take up any of the five permissible values 'Voltage', 'Coulombic Efficiency', 'Conductivity', 'Capacity', and 'Energy'. The *Value* and *Unit* parts contain the value of the *Property* found for the *Name* and its unit, respectively. We generate one triplet from each json entity of the battery database. Traditionally, a triplet consists of two entities and a relation between them. Following the same, *Name* of the json entity becomes the first entity in our triplet. *Value* and *Unit* are combined to form the second entity, and *Property* becomes the relation connecting the two entities. The database originally consists of nearly 292,000 entities. However, when we generate triplets, we find that many of them are duplicates, so we perform de-duplication, and the resultant set is what we refer to as the "set of triplets" from now on.

3.3. Collecting Articles

Since the set of triplets is based on sub-domain of battery materials, we require material science corpus to map these triplets to their probable source text. Each data record also contains a "DOI" field that denotes the article that is used to generate the entry. We extract the DOIs from all records in the battery database. Each DOI in this list thus contributes at least one record in the battery database. The list consists of more than 42,000 DOIs. We find most of them on Elsevier², Arxiv³ and Springer⁴. We use publicly available APIs of different publishing houses to get the most of the articles. We crawl very few articles which are publicly available and free. Thus, we end up with a corpus of ~40,000 articles in pdf form⁵.

²<https://www.elsevier.com/solutions/sciencedirect/librarian-resource-center/api>

³<https://info.arxiv.org/help/api/index.html>

⁴<https://www.springeropen.com/get-published/indexing-archiving-and-access-to-data/api>

⁵We shall release only sentences with triplets, not the PDF articles.

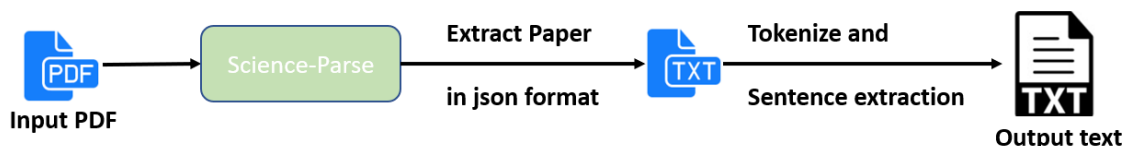


Figure 2: PDF Parsing and Text Extraction.

3.4. PDF Parsing and Pre-processing

To extract the contents of the PDF file, we use ‘Science-Parse’⁶ which parses scientific papers (in PDF form) and retrieves the information in a structured form. It extracts the Title, Authors, Abstract, Sections, Bibliography, Mentions, etc., in a json format. Moreover, ‘Science-Parse’ is an open-source, accessible, fast tool that extracts text to make the model machine readable. It helps to convert each document in our corpus from pdf to json format. After extracting the sentences from json documents, we tokenize using the python NLTK library. The detailed pdf parsing and sentence (text format) extraction steps are shown in Fig. 2.

3.5. Using Distant Supervision

After collection of triplets and the contents from the PDF files, the mapping is done between a triplet and the corresponding sentence in the PDF file. We use a distant supervision approach to do this. The idea of distant supervision is that if both the entities of a triplet are present in a sentence, we assume that the sentence represents some relation between the entities. In our case, if a sentence contains both entities of a triplet and the relation, it is assumed that the sentence reinforces the same relation as the one present in the triplet. However, this assumption makes the results of distant supervision noisy and often requires a human to judge the output’s quality manually.

Distant Supervision helps identify which triplet is a positive example for a given sentence. The first entity of our triplet is a chemical compound, while the second entity is a combination of a value and a unit used to express the relation specified in the triplet.

We use a very strict version of distant supervision that requires both entity parts (first and second entities) and the relation part of the triplet to be present in the sentence. Since the second entity consists of scientific units like Amperes and Volts, articles could express the same unit in different notations or forms. It is essential to also look for alternate representations of these units. For example, if the second part of the entity contains ‘ampere’, then we must look for its alternate representations like ‘A’, ‘amps’, ‘amperes’, ‘ampere’, ‘amp’, etc. in the sentence. The process is thus modified to check for alternate representation for all units appearing in the second entity across all triplets.

Since the second entity always consists of multiple tokens, it is essential to monitor the sequence in which the individual tokens constitute the triplet’s second entity. For example, consider the second entity part of a triplet as ‘150.7 mAh/g’, then it could be expressed as ‘mA h g(-1)’ or ‘g(-1) mA h’ or ‘mA(1) g(-1) h(1)’.

We do not strictly match the entire sequence but check for all possible combinations instead.

After making the above changes, we successfully generate a set of ~11,000 sentence-triplet pairs over a corpus consisting of ~3,812 research papers. These ~11,000 pairs were generated over a set ~6,000 unique sentences. This is the ‘*distantly supervised dataset*’. A sample entry in the dataset is shown below: From the sentence - “Nevertheless, the pure LiCoO₂ showed a higher working voltage (3.96 V) than the mixture containing LiNi_{0.8}Co_{0.17}Al_{0.03}O₂ and LiCoO₂” - the triplet is: [‘LiCoO₂’, ‘Voltage’, ‘3.96 V’].

3.6. Ground Truth Dataset Annotation

To verify the correctness of the distant supervision based dataset generation and our joint relation-entity extraction model, we randomly select 114 papers from the set of 3,812 papers and provide them (using tool [53]) to two different material science knowledge experts along with a good working proficiency in English to manually identify the triplets with the five relations (Conductivity, Coulombic Efficiency, Capacity, Voltage, and Energy). The total number of sentences annotated by the experts for these articles is 1,255. We select three annotators after several discussions and conditions of fulfilling many criterias like annotators should have domain knowledge expertise along with a good working proficiency in English. Annotators are experienced in similar tasks earlier also (with earlier publications and datasets are public) so the annotators are reliable in these annotation tasks. Initial labeling is done by two annotators and any annotation discrepancy is checked and resolved by the third annotator after discussing with two others. So, the final judgment is based on three annotators’ discussion. One common conflict arises regarding the inclusion of the material name. For example, in the following sentence - “Tin phosphide (Sn₄P₃) has been a promising anode material for SIBs owing to its theoretical capacity of 1132 mA h g⁻¹ and high electrical conductivity of 30.7 S cm⁻¹ - One annotation contains "Tin phosphide (Sn₄P₃)" and another contains only "Sn₄P₃". Finally, "Tin Phosphide" is not included. The inter-annotator agreement Cohen κ between two annotators is 0.82 including these types of conflicts - which is almost perfect κ score as described in Landis and Koch [54]. The statistics of the five relations are shown below, which exhibit a count of different relations among entity pairs.

- Conductivity: 122
- Coulombic Efficiency: 553
- Capacity: 378
- Voltage: 637
- Energy: 103

⁶<https://github.com/allenai/science-parse>

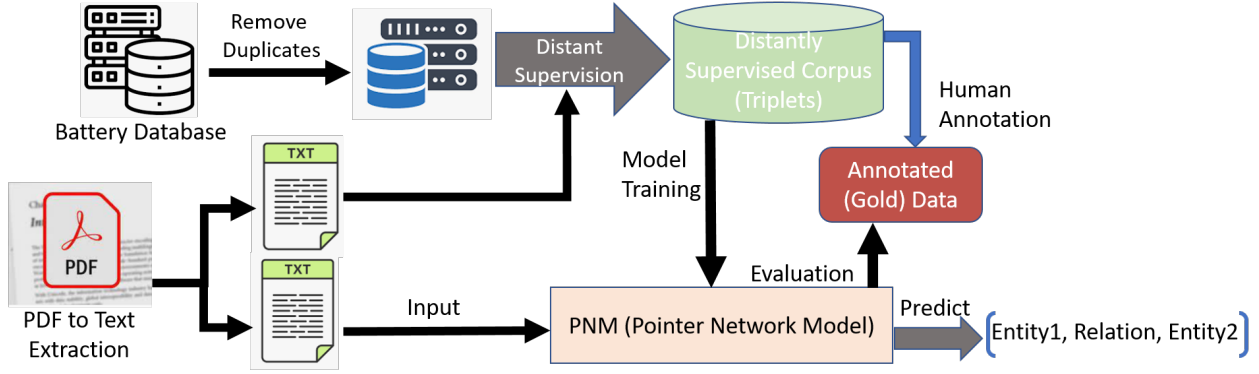


Figure 3: Overall Framework

4. Problem Definition and Proposed Solution

To formally define the problem setting, our goal is to predict the relation between two entities in a material science article and extract these in the form of a triplet - $(entity1, relation, entity2)$. As discussed earlier, we first create a corpus with the sentences and corresponding triplets and annotate a part of the dataset. Then, we train a relation extraction model using this corpus, which can predict triplets given a new research article in this domain. Our overall system framework is shown in Fig 3 where at the first step, we use distant supervision to create a corpus of sentences with triplets and use a subset of this dataset for gold standard annotation. We then train the pointer network model (PNM) and predict the entities and corresponding relations from a given sentence. Annotated data is used to evaluate the algorithm against gold standard data. We describe our model in the next section.

Earlier works can not handle overlapping entity extraction and mostly focus on single relation retrieval at a time, so they would need separate sequence label models for each relation, increasing the time complexity of the model. To overcome these setbacks, we propose using pointer network-based encoder-decoder model, which has the following advantages: it is a joint model for entity extraction and relation classification. It can detect any number of triplets in a sentence, even if there is an overlap between the entities. Our model takes a sentence as input and returns a set of triplets present in the sentence as the output. One triplet consists of two entities and the corresponding relationship between these two. The triplet form is $(entity1|relation|entity2)$. ‘|’ is the separator token for each component of the triplet. The pointer network based framework is shown in Fig 4 where the input sentence $S_i = \{w_1, w_2, \dots, w_n\}$ contains n words. The model aims to extract a set of entity-relation triplets as output,

$$Op = \{op_i | op_i = [(b_i^{p1}, e_i^{p1}), Z_i, (b_i^{p2}, e_i^{p2})]\}_{i=1}^{|T|} \quad (1)$$

where op_i denotes the i^{th} triplet and $|Op|$ denotes the size of the triplet set. b_i^{p1} and b_i^{p2} represents the beginning position of entity 1 and entity 2 respectively for the i^{th} triplet. Similarly, e_i^{p1} and e_i^{p2} denotes the end position of entity 1 and entity 2 for the i^{th} triplet. So (b_i^{p1}, e_i^{p1}) marks the entity 1 for the i^{th} triplet. Similarly, (b_i^{p2}, e_i^{p2}) marks the entity 2.

Z_i represents the possible relation between the above two entities. p_1 and p_2 denote the two pointer network models.

For the same entities with multiple relations, we create separate triplets. We build an encoder-decoder architecture where sequence generation occurs from an input sentence. Relation tuples can be retrieved with the help of a separator token. In the encoder-decoder model, firstly, the sentence encoding vectors are generated. Then, with the help of indicator words for identifying relations in a sentence, the decoder model identifies the start and end of a relation to extract the relation and entities. Similar to Nayak and Ng [3], we experiment with different encoding and decoding-based models to extract the triplets. For decoding the triplets, we mainly use two approaches, which are (i) word-level decoding and (ii) position-based decoding. The encoder modules for these two approaches are the same. We describe the different components of these models below.

4.1. Encoder

One sentence can contain one or multiple relations among different entities in that sentence, but the association of a relation between two specific entities is highly contextual. Hence, we explore LSTM-based (Bi-LSTM) and transformer-based models to capture the hidden contextual representation.

We use seven different embeddings in the pointer network encoder: a) Word2Vec+Bi-LSTM model, b) BERT model, c) RoBERTa model, d) SciBERT e) BatteryBERT, f) MatSciBERT model and g) MatBERT model. Word2Vec embeddings are utilized with the Bi-LSTM layer. Different variants of BERT replace Word2Vec+Bi-LSTM for encoding the sentences and obtaining the representation.

Word2Vec+Bi-LSTM: Training a word-embedding model is required to obtain the word representation matrix. *skip-gram* approach is needed to build the word embedding model. The Skip-gram architecture uses the distributional hypothesis assumption, which states that similar words tend to appear in similar contexts. Given a word, it learns the context of that word with respect to surrounding words. We obtain the word representation vector using the *skip-gram* architecture based *word2vec* model as discussed by Mikolov et al. [6]. With the help of Word2Vec, we extract the word vectors of input sentence tokens and various relation names from relation set R , different

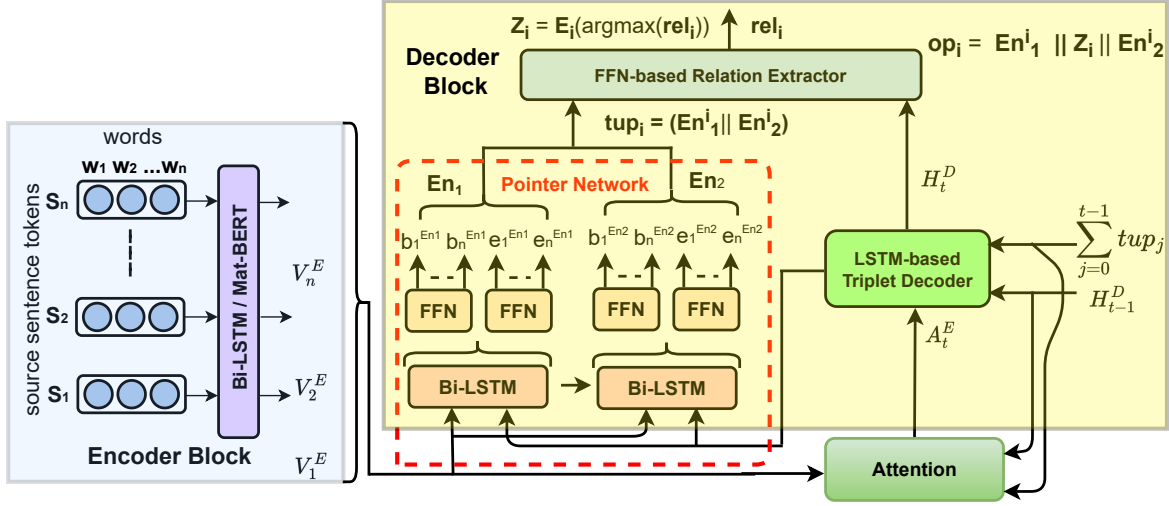


Figure 4: Proposed Encoder-Decoder Based Pointer Network Model

separator tokens (like ‘ ’), and using all, we generate one common vocabulary (V). We also add special tokens like - begin of the token sequence (BOT), the end of the token sequence (EOT), and the unknown token (UNK) to V . We use a word embedding layer ($\mathbf{Emb}_w \in \mathbb{R}^{|V| \times D_{wv}}$) and a character embedding layer ($\mathbf{Emb}_c \in \mathbb{R}^{|N| \times D_{ch}}$), where D_{wv} is the dimension of word vectors, N is the number of alphabet characters of the source sentence, and D_{ch} is the dimension of the character embedding vectors. We concatenate the character embedding-based vectors with pre-trained word vectors to obtain the vector form of the source sentence tokens. A Bi-LSTM layer processes the input embeddings to get the contextual representation.

BERT [55] : BERT stands for ‘Bidirectional Encoder Representations from Transformers’. It uses Masked Language Modelling (MLM) as the objective for pre-training. MLM randomly masks 15% of the input text tokens, and it predicts the masked token using the bi-directional context of the original text. Thus, it pretrains a deep bidirectional transformer. It also jointly pretrains the next sentence prediction task. For pre-training, various corpora like BooksCorpus (800M words) [56], English Wikipedia (2,500M words), and Word Benchmark [57] are used. We use BERT-base uncased model with ($L = 12$, $H = 768$, $A = 12$, Total Parameters = 110M).

RoBERTa [58] : RoBERTa is an updated version of BERT, which overcomes several limitations of the BERT model by tuning hyper-parameters with several updates, using bigger batch size, longer training time with more data, and using different masking patterns dynamically. For pretraining, a corpora containing five English datasets with various sizes are used, which are - BooksCorpus (800M words) with Wikipedia having 16GB size [56], CC-News by Sebastian Nagel in 2016⁷ with 76GB size, Open Web Text [59] having 38GB size and Stories [60] with 31GB size.

SciBERT [14] : It is a pre-trained language model for scientific

text based on BERT. They train their model on various scientific domain datasets with different sizes.

BatteryBERT [16] : BatteryBERT is a pre-trained language model on Battery data. This model is trained on a corpus of battery research papers.

MatSciBERT [15] : MatSciBERT is a pre-trained language model pre-trained on a large number of material science publications.

MatBERT [4] : A large text corpus of a similar domain is required to build and train the model. We apply a pre-trained version of MatBERT as our dataset needs to be more extensive for building a pre-train model. It is a material science domain-specific pre-trained model similar to BERT.

The BERT models use pre-trained BERT embeddings. For different BERT models, the pre-training was done on different datasets. For example, MatBERT is more relevant to material science datasets, and tokenization takes care of this. The tokens consist of material names, for example, Li_2O , which are different from ordinary words as they consist of small and large letters with numbers in between. In the case of BERT, the tokens are represented as a sequence of characters. Let, S_i be the i^{th} sentence containing $w_1, w_2 \dots w_n$ words. After the sentence encoding, the encoder generates a vector (\mathbf{V}_i^E) from the i^{th} sentence S_i . It is shown in the ‘Encoder Block’ in Fig 4.

4.2. Decoder

We employ two different models for the decoder - a word decoding model and a pointer net decoding model.

4.2.1. Word Decoding Model (WDM)

In this, we use an LSTM decoder for word-level decoding. Let \mathbf{T} be a target token sequence that is formed by word embedding vectors of its word tokens - $\mathbf{tup}_0, \mathbf{tup}_1, \dots, \mathbf{tup}_m$ where $\mathbf{tup}_i \in \mathbb{R}^{D_{wv}}$ is the embedding vector of the i -th token, m is the length of the target sequence, and D_{wv} is the dimension of word vectors. Two special tokens - BOT (Begin of Token) and EOT (End of Token) are denoted by \mathbf{tup}_0 and \mathbf{tup}_m . At a time, the LSTM

⁷<http://web.archive.org/save/http://commoncrawl.org/2016/10/newsdataset-available>.

decoder produces a single token and halts by *EOT* token. At t^{th} time step, ‘ tup_t ’ denotes current token’s embedding vector and (A_t^E) use source sentence encoding. Utilizing the source sentence encoding (A_t^E), the previous target word embedding (tup_{t-1}), and the previous hidden vector (H_{t-1}^D), the LSTM sequence generator produces a new hidden representation of current token ($H_t^D \in \mathbb{R}^{D_h}$). \mathbb{R}^{D_h} represent hidden state dimension. We use an attention mechanism to encode the sentences and generate a sentence vector.

We use gold-label annotated tokens during training, but the decoder may generate out-of-vocabulary tokens at inference time. To handle this, a masking technique is introduced along with a special token - *UNK*. All words of vocabulary can be masked except - the current tokens of the input sentence, the relation tokens, other separator tokens (‘;’, ‘|’), *UNK*, and *EOT* tokens. When the decoder generates an *UNK* token, it is replaced with the corresponding source word with the highest attention score. Once the decoding process is over, in the inference stage, all tuples are extracted after removing the duplicates. We consider this model as the *Word Decoding Model* (WDM).

4.2.2. Pointer Network-based Decoding

We employ a Pointer Network-based approach to detect two entities and predict the relation between them. First, we detect the entities using their begin and end positions and remove special tokens (as discussed in the previous Wordnet Decoding Model) and relation names from the vocabulary. In the decoder part of the pointer network architecture, we create a relation matrix, $\mathbf{E}_r \in \mathbb{R}^{|R| \times D_{rel}}$. R is the set of relations and D_{rel} is the dimension of relation vectors. Similar to the earlier WDM model, a special relation token *EOT* is present in the relation set R . It denotes the end of the token sequence. Relation tuples are represented as a sequence $T = Z_0, Z_1, \dots, Z_m$, where Z_t is a tuple consisting of four position information in the input sentence marking the beginning and ending indexes of the two entities and the relation between them (rel_t). Z_0 is a dummy tuple for starting, and Z_m (for m sequence) denotes the end of the sequence by *EOT* token. The decoder consists of an LSTM-based triplet sequence generator that produces the intermediate hidden representation of the current tuple (H_t^D) at timestamp t . Two pointer networks, each consisting of Bi-LSTM and FFN (Feed Forward Networks), are utilized to retrieve the two entities. Thereafter, a feed forward relation extractor operates on two entities and explores their feature inter-dependencies to predict the relation that exists between them. The overall architecture of the pointer network-based decoder is shown in Fig 4. We discuss different blocks below.

Attention Modeling: We use the attention algorithm proposed by Bahdanau et al. [48] which takes previous tuple (tup_{t-1}) and hidden vector (H_{t-1}^D) as input at timestamp t to produce the attention weighted context vector (A_t^E) for the current input sentence.

Triplet Sequence Generator: The triplet sequence generator structure is based on an LSTM layer with hidden dimension D_h to produce a sequence of tuples (two entities) that later form the triplets. At timestamp t , it takes the source sentence encoding using attention layer (A_t^E), the previous tuple description using

pointer networks ($\mathbf{tup}_{t-1} = \sum_{j=0}^{t-1} \mathbf{tup}_j$) and hidden vectors (H_{t-1}^D) as input to generate the hidden representation of current token ($H_t^D \in \mathbb{R}^{D_h}$). ($\vec{0}$) to denote the dummy tuple tup_0 . The LSTM outcome is as follows:

$$\mathbf{tup}_t = \sum_{j=0}^{t-1} \mathbf{tup}_j, \quad \mathbf{H}_t^D = \text{LSTM}(\mathbf{A}_t^E \| \mathbf{tup}_{t-1}, \mathbf{H}_{t-1}^D)$$

Pointer Network: A Bi-LSTM layer with hidden dimension D_{BH} , followed by two FFN (Feed Forward Networks), constitutes a pointer network. Here we use two-pointer networks for extracting the two entities. We concatenate \mathbf{H}_t^D and \mathbf{V}_i^E (obtained from the encoding layer) to provide the input of a Bi-LSTM model (forward and backward LSTM), which provides a hidden representation ($H_i^m \in \mathbb{R}^{2D_{BH}}$) to be fed to FFN models. Two FFNs with softmax provide scores between 0 and 1, the begin (b) and end (e) index of one entity.

$$\hat{b}_i^1 = \mathbf{W}_b^1 \mathbf{h}_i^m + \text{bias}_b^1, \quad \hat{e}_i^1 = \mathbf{W}_e^1 \mathbf{h}_i^m + \text{bias}_e^1$$

$$\mathbf{b}^1 = \text{softmax}(\hat{\mathbf{b}}^1), \quad \mathbf{e}^1 = \text{softmax}(\hat{\mathbf{e}}^1)$$

where $\mathbf{W}_b^1 \in \mathbb{R}^{1 \times 2D_{BH}}$, $\mathbf{W}_e^1 \in \mathbb{R}^{1 \times 2D_{BH}}$ are the weight parameters of FFN. bias_b^1 and bias_e^1 are the bias parameters of the feed-forward layers (FFN). b_i^1 and e_i^1 are normalized probabilities of the i^{th} source word. b_i^1 and e_i^1 denotes the begin and end token of the first entity of the i^{th} predicted tuple, respectively.

Then, the second pointer network model extracts the second entity. After concatenating the first Bi-LSTM output vector (\mathbf{H}_i^m) with triplet decoder output (\mathbf{H}_t^D) and sentence encoding (\mathbf{V}_i^E), we feed them to the second pointer network to obtain the position of the begin and end tokens of the second entity. Together, these two pointer networks produce the feature vectors tup_t containing entity1 (En_1^t) and entity2 (En_2^t).

Relation Extraction: We pass tup_t and H_t^D to the FFN-based Relation Extraction model, a classifier with softmax function to produce normalized probability, rel_t at time step t . The existence of a relation in a sentence is generally not dependent on the occurrence of a specific word but rather on a set of clues in entities that the model must learn. The classifier identifies the interactions between two entities and predicts the relation. The final relation is obtained using argmax on rel_t and relation extractor (E_r).

$$Z_i = E_r(\text{argmax}(rel_t)) \quad (2)$$

and the final triplet output is represented as,

$$op_t = (En_1^t \| Z_i \| En_2^t) \quad (3)$$

Once the dataset is created, for all the files containing the train, test, and validation sentences, two files, .sent and .pointer, are generated. The .pointer file stores the position of the material name, value, and relation. For a sentence, this file stores the beginning and ending indices of the material name, the beginning and ending locations of the value, and then in the middle, the corresponding relation name. Table 2 shows an example of pointer-network-based decoding of the source sentence (from the manuscript of Yang et al. [61]).

Table 2: Relation tuple representation of pointer-network model

Source Sentence	However, at the same C-rate, the Cu _{0.02} Ti _{0.94} Nb _{2.04} O ₇ sample exhibits a larger first-cycle Coulombic efficiency (91.0 %) than that of the TiNb ₂ O ₇ sample (81.6 %) probably due to the smaller particle size and larger (electronic and ionic) conductivity of Cu _{0.02} Ti _{0.94} Nb _{2.04} O ₇ [6,38].
Pointer-network-based decoding	<8 8 17 18 Coulombic_Efficiency> <24 24 27 28 Coulombic_Efficiency>

The output shows the generation of two triplets of the form entity1-relation-entity2 from the sentence. Entity1 is the material name. For both the triplets, the start and end position of the entity1 names (Cu_{0.02}Ti_{0.94}Nb_{2.04}O₇ and TiNb₂O₇) can be confirmed as 8 and 24, respectively. Similarly, the start and end positions of entity2 (91.0 % and 81.6 %) are 17 and 18 for the first triplet and 27 and 28 for the second triplet, respectively. Finally, the relation name, coulombic efficiency, is stored.

After running the model, the output should be as follows for two different entity-relation triplets:

- Prediction 1: Cu_{0.02}Ti_{0.94}Nb_{2.04}O₇, Coulombic Efficiency, 91.0%
- Prediction 2: TiNb₂O₇, Coulombic Efficiency, 81.6 %

4.3. Other Baselines:

A) DyGIE++ (Wadden et al. [62]): It is a multi-task framework designed for: named entity recognition, relation extraction and event extraction. It is implemented by constructing text span representations and scoring the same to capture local and global context. For an entity-relation framework, a span graph is generated from the entity-relation triples from the sentence.

B) MatKG (Venugopal et al. [63]): MatKG is a large knowledge graph of material science concepts. It consists of more than 2 million unique relationship triplets (entity-relation-entity) which are derived from 80,000 entities.

We compare performances of DyGIE++ and MatKG with different models on our datasets and evaluations are in Table 3.

C) ChemDataExtractor [2]: We also show comparison with ChemDataExtractor in Table 8.

5. Experimental Results

To validate the proposed model, we first compare the proposed Pointer Net Decoding Model (PNM) while taking various embeddings as input: Word2Vec, BERT, SciBERT, MatBERT, RoBERTa, MatSciBERT, and BatteryBERT on both the distantly supervised corpus and the ground truth annotated dataset. We then compare the proposed model with the ChemDataExtractor model on a manually annotated subset of the battery dataset [2]. After that, we experimented with the MatBERT model while varying the training data size to understand how much training data is required for decent performance. We also perform few-shot experiments to check the approach’s usefulness in the presence of minimal data.

Next, we describe the evaluation metrics used.

5.0.1. Evaluation Metrics

This section describes the specific metrics we use to measure performance. Relation identification can be thought of as a multi-class classification task. We apply similar evaluation metrics - Precision (Pr), Recall (Re), and F1-Score (F1) as in Nayak and Ng [3]. Precision (Pr) corresponding to a particular relation can be expressed as

$$Pr = \frac{|tr \cap p|}{|p|} \quad (4)$$

where tr represents the set of triplets that actually belong to the relation, and p represents the set of triplets that are predicted to correspond to the given relation by our model. It must be noted that the numerator of the above expression would contain a triplet if and only if both entities and the relation are predicted correctly

	Distantly Supervised Dataset			Annotated Ground Truth Dataset		
	Pr, <i>sd</i>	Re, <i>sd</i>	F1, <i>sd</i>	Pr, <i>sd</i>	Re, <i>sd</i>	F1, <i>sd</i>
WDM	0.808, 0.009	0.615, 0.005	0.698, 0.016	0.469, 0.013	0.410, 0.006	0.439, 0.008
DyGIE++	0.865, 0.008	0.909, 0.007	0.886, 0.007	0.869, 0.006	0.910, 0.005	0.889, 0.006
MatKG	0.892, 0.007	0.903, 0.008	0.897, 0.007	0.898, 0.009	0.906, 0.007	0.901, 0.008
PNM (Word2Vec)	0.884, 0.028	0.848, 0.013	0.866, 0.005	0.856, 0.007	0.680, 0.030	0.758, 0.009
PNM (RoBERTa)	0.821, 0.022	0.782, 0.007	0.801, 0.003	0.837, 0.007	0.765, 0.018	0.798, 0.007
PNM (SciBERT)	0.905, 0.010	0.874, 0.006	0.890, 0.019	0.894, 0.003	0.880, 0.015	0.885, 0.009
PNM (BERT)	0.921, 0.024	0.883, 0.003	0.902, 0.014	0.926, 0.003	0.860, 0.015	0.908, 0.006
PNM (BatteryBERT)	0.905, 0.011	0.878, 0.006	0.891, 0.009	0.886, 0.006	0.894, 0.007	0.890, 0.009
PNM (MatSciBERT)	0.916, 0.009	0.881, 0.010	0.898, 0.008	0.904, 0.007	0.873, 0.012	0.889, 0.008
PNM (MatBERT)	0.920, 0.008	0.907, 0.004	0.913 , 0.002	0.919, 0.005	0.911, 0.004	0.915 , 0.006

Table 3: Weighted Average scores of Precision (Pr), Recall (Re), F1-Score (F1) and their respective standard deviations (*sd*) of different models on distantly supervised dataset and annotated ground truth dataset

	Distantly supervised dataset			Annotated ground truth dataset		
	Pr, <i>sd</i>	Re, <i>sd</i>	F1, <i>sd</i>	Pr, <i>sd</i>	Re, <i>sd</i>	F1, <i>sd</i>
<i>Voltage</i>	0.918,0.006	0.893,0.005	0.906,0.005	0.922,0.003	0.898,0.013	0.912,0.008
<i>Capacity</i>	0.914,0.029	0.901,0.004	0.907,0.015	0.885,0.008	0.901,0.002	0.893,0.012
<i>Conductivity</i>	0.875,0.007	0.859,0.009	0.866,0.002	0.868,0.034	0.868,0.007	0.868,0.004
<i>Coulombic Efficiency</i>	0.925,0.008	0.919,0.003	0.921,0.006	0.933,0.006	0.922,0.003	0.927,0.005
<i>Energy</i>	0.905,0.006	0.942,0.012	0.923,0.009	0.911,0.015	0.953,0.006	0.932,0.008
macro score	0.920,0.008	0.907,0.004	0.913,0.002	0.919,0.005	0.911,0.004	0.915,0.007

Table 4: Precision (Pr), Recall (Re), F1-Score (F1) and their respective standard deviations (*sd*) of PNM (MatBERT) on distantly supervised dataset and annotated ground truth dataset

by the model. Recall (*Re*) can be defined by the notation -

$$Re = \frac{|tr \cap p|}{|tr|} \quad (5)$$

F1-score is defined by the harmonic mean of precision and recall, i.e.,

$$F1 = \frac{2Pr * Re}{Pr + Re} \quad (6)$$

A higher F1-Score is desirable for a model.

$$sd = \sqrt{\frac{1}{N-1} \sum_{i=1}^N (X_i - \bar{X})^2} \quad (7)$$

In our experiments, we calculate the weighted average precision (Pr), recall (Re), and F1-score (F1) along with their respective standard deviations (*sd*) where standard deviation values are calculated as per Equation 7.

5.1. Results

The results are shown for both the distantly supervised corpus and annotated ground truth dataset. We divide both the datasets into train, dev, and test. We randomly sample 70% samples to train the model. A 10% sample is used for the model parameter and hyper-parameter tuning. The remaining 20% dataset is used as a blind test set for model evaluation. We perform the experiments five different times with different non-overlapping blind test sets and report the weighted average precision (Pr), recall (Re), and F1-score (F1) along with their respective standard deviations (*sd*) for each of the five different relations.

Table 3 shows weighted average precision, recall, and F1-score and respective standard deviations for Word Decoding Model (WDM), DyGIE++, MatKG and Pointer Net Decoding Model (PNM) using different embeddings on both the distantly

supervised dataset and the annotated ground truth dataset. Seven different embeddings are utilized in the pointer network encoder: a) Word2Vec+Bi-LSTM model, b) BERT model, c) RoBERTa model, d) SciBERT e) BatteryBERT, f) MatSciBERT model and g) MatBERT model. Results (weighted average and standard deviation) are shown for five relations - voltage, capacity, conductivity, coulombic efficiency, and energy. Pointer Net Model with MatBERT [PNM (MatBERT)] provides the best macro F1-score, followed by PNM (BERT) model. PNM (MatBERT) produced 0.913 and 0.915 macro F1 scores for the distantly supervised and annotated ground truth datasets. PNM (MatBERT) achieves 0.920 precision and 0.907 recall for distantly supervised data and 0.919 precision and 0.911 recall for annotated ground truth dataset. PNM (MatBERT) also has the least standard deviation for average macro precision, recall, and F1 score. DyGIE++ achieves F1-score of 0.886 and 0.889 for distantly supervised and annotated dataset whereas MatKG provides F1-score of 0.897 and 0.901 for distantly supervised and annotated dataset. Pointer Network Model (PNM) outperforms Word Decoding Model (WDM) for all embeddings and PNM (MatBERT) produces better outcomes than DyGIE++ and MatKG - it shows the superiority of the PNM model. The distantly supervised dataset also achieves similar performance compared to the annotated ground truth dataset using the PNM model - which shows the utility of a distant supervised approach to generate a dataset with less annotation cost.

The detailed relation-specific precision, recall, F1, along with their standard deviations (*sd*) for the best model [PNM (MatBERT)] is shown in Table 4. The results suggest that the PNM (MatBERT) model can extract entities and predict relations with good precision, recall, and macro F1-score. The same for PNM (BERT) model is shown in the Supplementary Information.

The different parameters and hyper-parameters of the PNM

	10%			30%			50%			70%		
	Pr	Re	F1	Pr	Re	F1	Pr	Re	F1	Pr	Re	F1
<i>Voltage</i>	0.874	0.777	0.823	0.913	0.855	0.883	0.904	0.869	0.886	0.904	0.879	0.892
<i>Capacity</i>	0.848	0.806	0.827	0.878	0.856	0.867	0.896	0.838	0.866	0.909	0.881	0.895
<i>Conductivity</i>	0.778	0.396	0.525	0.755	0.755	0.755	0.812	0.736	0.772	0.83	0.736	0.78
<i>Coulombic Efficiency</i>	0.814	0.826	0.82	0.839	0.877	0.858	0.869	0.898	0.883	0.891	0.88	0.885
<i>Energy</i>	0.704	0.581	0.637	0.948	0.849	0.896	0.975	0.919	0.946	0.953	0.942	0.947
macro score	0.857	0.781	0.817	0.897	0.863	0.879	0.902	0.874	0.888	0.907	0.887	0.897

Table 5: Precision (Pr), Recall (Re), F1-Score (F1) for PNM (MatBERT) for 10%, 30%, 50%, and 70% of usage training samples during training phase for distantly supervised dataset

	10%			30%			50%			70%		
	Pr	Re	F1	Pr	Re	F1	Pr	Re	F1	Pr	Re	F1
<i>Voltage</i>	0.791	0.682	0.729	0.838	0.802	0.820	0.867	0.831	0.848	0.852	0.840	0.846
<i>Capacity</i>	0.755	0.781	0.767	0.803	0.762	0.782	0.837	0.853	0.844	0.841	0.881	0.861
<i>Conductivity</i>	0.654	0.289	0.416	0.708	0.591	0.643	0.785	0.703	0.742	0.802	0.736	0.770
<i>Coulombic Efficiency</i>	0.765	0.808	0.786	0.758	0.831	0.792	0.814	0.833	0.823	0.845	0.829	0.837
<i>Energy</i>	0.719	0.525	0.598	0.749	0.601	0.664	0.895	0.654	0.735	0.827	0.712	0.764
macro score	0.737	0.617	0.659	0.770	0.717	0.740	0.839	0.775	0.798	0.833	0.799	0.816

Table 6: Precision (Pr), Recall (Re), F1-Score (F1) for PNM (MatBERT) for 10%, 30%, 50%, and 70% of usage training samples during training phase for ground truth annotated dataset

	ChemDataExtractor			PNM (MatBERT)		
	Pr	Re	F1	Pr	Re	F1
<i>Voltage</i>	0.829	0.687	0.751	0.79	0.81	0.8
<i>Capacity</i>	0.793	0.574	0.666	0.826	0.771	0.797
<i>Conductivity</i>	0.759	0.526	0.621	0.684	0.754	0.717
<i>Coulombic Efficiency</i>	0.793	0.68	0.732	0.812	0.725	0.766
<i>Energy</i>	0.755	0.729	0.742	0.721	0.808	0.762
macro score	0.803	0.646	0.716	0.768	0.774	0.771

Table 8: Precision (Pr), Recall (Re), F1-Score (F1) of PNM (MatBERT) and ChemDataExtractor model on Battery Database

(MatBERT) which perform the best are - "learning_rate" = "0.001", "optimizer" = "Adam", "dropout" = "0.5", "hidden_dim" = "300", num_epochs = "50", "batch_size" = "32".

We show experimental outcomes on distantly supervised corpus and ground truth annotation data earlier. To compare with other similar approaches, we evaluate the PNM (MatBERT) model and ChemDataExtractor on battery material database [2]. The Battery Database used for this comparison consists of 51 papers⁸. The class distribution is as follows: 795 capacity relations, 51 conductivity relations, 69 coulombic efficiency relations, 489 voltage relations, and 75 energy relations, which forms a total of 1479 entity-relation triplets. The model outputs are compared with the ground truth outputs from the papers. Table 8 shows the comparison of ChemDataExtractor [2] with PNM (MatBERT), where the latter outperforms the former in overall F1-Score. ChemDataExtractor has better precision but poor recall, downgrading the overall F1 score.

5.1.1. Varying Training Data Size

To understand the effect of training data size on the performance, we vary the distantly supervised training data size for

⁸as mentioned in the paper Huang and Cole [2] - dataset link

the PNM (MatBERT) model - taking 10%, 30%, 50%, and 70% of the initial training data, and train the PNM (MatBERT) model with same parameter and hyper-parameter settings. The results for different training sizes on the distantly supervised dataset and ground truth annotated dataset are shown in Tables 5 and 6 respectively. The annotated ground truth dataset has lower precision, recall, and F1-score values as the training data is very small. We see that with increasing the dataset size, the performance of PNM (MatBERT) improves in terms of precision (Pr), recall (Re), and F1-score (F1). Even at 30% of the dataset, the model is able to achieve a very good performance - macro F1-score of 0.879 compared to 0.915 for the entire distantly supervised training dataset (0.897 precision and 0.863 recall). For 10% of the dataset, the model also accomplishes decent precision, recall, and macro F1-score. It shows the effectiveness of the Pointer Network model [PNM (MatBERT)].

5.1.2. Few Shot Experiments

Model learning can be very efficient in data-intensive applications but is often hampered when the data set is small. In this scenario, Few-Shot Learning (FSL) method is very useful to tackle this problem. The idea of FSL is to explore the prior knowledge using only a few samples with supervised information and thereafter rapidly generalize to the original problem. We review the utility of PNM (MatBERT) model in few shot settings. For an example, k -shot is an FSL settings where only k samples are available for each category to train the model. We investigate FSL in case of k -shot settings where $k = 5$ and 10 and the performance of 5-shot and 10-shot approaches for PNM (MatBERT) model on both distantly supervised data and ground truth annotated data are shown in Table 7. It shows that even with very little amount of data (25 triplets for 5-shot and 50 triplets for 10-shot) the model can also detect the relations. PNM (MatBERT) shows 0.583 macro F1-score (0.625 precision, 0.547

	Distantly supervised dataset						Ground truth annotated dataset					
	5 shot			10 shot			5 shot			10 shot		
	Pr	Re	F1	Pr	Re	F1	Pr	Re	F1	Pr	Re	F1
<i>Voltage</i>	0.668	0.464	0.548	0.78	0.637	0.701	0.631	0.488	0.547	0.815	0.624	0.712
<i>Capacity</i>	0.702	0.694	0.698	0.848	0.82	0.834	0.713	0.677	0.695	0.823	0.805	0.814
<i>Conductivity</i>	0.212	0.679	0.323	0.784	0.755	0.769	0.307	0.524	0.359	0.698	0.759	0.728
<i>Coulombic Efficiency</i>	0.69	0.655	0.672	0.79	0.736	0.762	0.614	0.597	0.605	0.824	0.745	0.784
<i>Energy</i>	0.378	0.686	0.488	0.701	0.791	0.743	0.341	0.609	0.426	0.682	0.766	0.719
macro score	0.625	0.547	0.583	0.793	0.695	0.741	0.58	0.562	0.571	0.802	0.687	0.738

Table 7: Precision (Pr), Recall (Re), F1-Score (F1) for PNM (MatBERT) for 5-shot and 10-shot for both distantly supervised dataset and ground truth annotated dataset

recall) for 5-shot on distantly supervised dataset, 0.571 macro F1-score (0.58 precision, 0.562 recall) for the same on ground truth annotated dataset. For 10-shot approach, PNM (MatBERT) shows 0.741 macro F1-score (0.793 precision and 0.695 recall) on distantly supervised dataset, 0.692 macro F1-score (0.733 precision, 0.65 recall) on ground truth annotated dataset. For 10-shot setting the model can predict relation triplets with decent accuracy, which is quite promising.

6. Data and Software Availability

We experiment on NVIDIA Tesla K40m GPU with 12GB RAM, 6 Gbps clock cycle, and GDDR5 memory. All methods took less than 4 GPU hours for training. For running the BERT models, we use CUDA version V11.1.105. We use open source software languages like ‘Python,’ and packages like ‘Pytorch’ (pytorch-transformers-1.2.0), ‘recordclass’ (recordclass-0.17.2), etc. for implementation.⁹ Different Python libraries like - ‘numpy’, ‘pandas’, ‘pickle’ etc., are also utilized. We provide our code, data and curation details of our system in the same GitHub page¹⁰.

6.1. Demonstration outputs

We built a sample web application using Python streamlit library deployed on Huggingface Spaces to demonstrate our approach. The demo app can be found in the github webpage. Using our approach, the app extracts the relation triples, where a material science paper can be uploaded in PDF format.

Figure 5 shows the outputs for the paper "High-performance hybrid supercapacitors enabled by protected lithium negative electrode and ‘water-in-salt’ electrolyte". The sentences, along with the triplets, are correctly extracted.

⁹The details of open source softwares in our system are in https://github.com/MatSciRE/Material_Science_Relation_Extraction

¹⁰https://github.com/MatSciRE/Material_Science_Relation_Extraction

7. Model Output Analysis and Discussions

We analyze the actual outcomes of the MatSciRE framework, consisting of the PNM (MatBERT) model. For an input sentence from the annotated dataset, we compare the ground truth output with the output generated by the model. The following example from Yang et al. [61] (referenced previously in Table 1) shows the entities and corresponding relations predicted by PNM (MatBERT) from the sentence, compared with the expected (ground truth) output. More examples consisting of other relations are provided in the Supplementary Information.

However, at the same C-rate, the Cu_{0.02}Ti_{0.94}Nb_{2.04}O₇ sample exhibits a larger first-cycle Coulombic efficiency (91.0%) than that of the TiNb₂O₇ sample (81.6%) probably due to the smaller particle size and larger (electronic and ionic) conductivity of Cu_{0.02}Ti_{0.94}Nb_{2.04}O₇ [6, 38].

Ground truth:

<Cu_{0.02}Ti_{0.94}Nb_{2.04}O₇, Coulombic efficiency, 91.0%>
<TiNb₂O₇, Coulombic efficiency, 81.6%>

MatBERT(PNM) model output:

<TiNb₂O₇, Coulombic efficiency, 91.0%>

It is observed that in relations where multiple entities (‘Cu_{0.02}Ti_{0.94}Nb_{2.04}O₇’ and ‘TiNb₂O₇’) are present, the system sometimes fails to capture all the entities and make the incorrect associations between the entities and the relations.

A set of examples is shown in tables 9 and 10 which compare the expected ground truth output with the output predicted by the PNM (MatBERT) model. We observe that differences occur in cases of same sentence having multiple relation triplets.

Table 9 compares the entity-relation triplets for a single manuscript (Yu et al. [52]) from the annotated dataset where the system is able to extract multiple relations and the corresponding entities correctly in most of the cases. Table 10 compares the entity-relation triplets for all the five relations (voltage, conductivity, coulombic efficiency, capacity, energy).

One limitation of our approach is the presence of errors in the distantly supervised training data. But generally some amount of noise is acceptable in any distantly supervised dataset [17] as it saves lot of time and cost over manually annotating large training set - which is also one of the primary aims of this work.

Table 9: The ground truth and prediction output are shown for the paper by Yu et al. [52]

Relation	Sentence	Ground truth	Prediction Output
Capacity	With a high S loading of 59 wt%, the NG/S electrode with 20TiO ₂ cycle coating delivered a high specific capacity of 1070 mAh g ⁻¹ in the initial cycle at 1C and it remained at 918 mAhg ⁻¹ after 500 cycles , demonstrating its excellent electrochemical performance as a cathode material for Li-S batteries	NG/S, 1070 mAh g ⁻¹	NG/S, 1070 mAh g ⁻¹
Capacity	After more than 70 cycles at various current densities , the NG/S-20TiO ₂ electrode still has a reversible capacity of 1237 mAh g ⁻¹ when further cycled at 0.1C.	NG/S-20TiO ₂ , 1237 mAh g ⁻¹	NG/S-20TiO ₂ , 1237 mAh g ⁻¹
Capacity	After 500 charge-discharge cycles , the NG / S-20 electrode maintains a high discharge capacity of 918.3 mAh g ⁻¹ , with a high capacity retention of 86%.	NG/S-20TiO ₂ , 918.3 mAh g ⁻¹	NG/S-20, 918.3 mAh g ⁻¹
Energy	Assuming the complete reaction of metallic Li and elemental S to form Li ₂ S , a high theoretical energy density (over 2600 Wh kg ⁻¹) could be delivered , 3-5 times higher than those reported for conventional lithium insertion hosts.	Li ₂ S 2600 Wh kg ⁻¹	Li ₂ S 2600 Wh kg ⁻¹
Energy	The results revealed that the binding energy of the sulfur containing species to the anatase-TiO ₂ (101) surface was about 2.30 eV , a little bit lower for the rutile-TiO ₂ (110) surface (2.18 eV).	anatase-TiO ₂ (101), 2.30 eV rutile-TiO ₂ (110), 2.18 eV	anatase-TiO ₂ (101), 2.18 eV rutile-TiO ₂ (110), 2.18 eV
Energy	The results reveal that the binding energy of the S containing species to ZnO could be as high as 5.40 eV , which was substantially larger than that of TiO ₂ .	ZnO, 5.40 eV	ZnO, 5.40 eV
Voltage	The comparatively low voltage profile (average of around 2.2 V) of Li-S batteries can be well compensated by their high energy density .	Li-S, 2.2 V	Li-S, 2.2 V
Conductivity	For the NG / S-40TiO ₂ electrode showing slightly inferior performance, the reason could be that TiO ₂ has intrinsically low Li-ion diffusivity (10 ⁻¹² to 10 ⁻⁹ S cm ⁻¹) and electronic conductivity (10 ⁻¹² to 10 ⁻⁷ S cm ⁻¹), which could offset the positive effect.	TiO ₂ , 10-12 S cm ⁻¹ TiO ₂ , 10-9 S cm ⁻¹ TiO ₂ , 10-7 S cm ⁻¹	TiO ₂ , 10-12 S cm ⁻¹ TiO ₂ , 10-9 S cm ⁻¹ TiO ₂ , 10-7 S cm ⁻¹

Table 10: Ground truth and prediction output for different relations

Relation	Sentence	Ground truth	Prediction output
Capacity	The NiS-CNT nanocomposite electrode delivers an initial discharge specific capacity of 908.7 mA h g ⁻¹ with a coulombic efficiency of 62.5% in the all-solid-state lithium batteries.	NiS-CNT, 908.7 mA h g ⁻¹	NiS-CNT, 908.7 mA h g ⁻¹
Coulombic Efficiency	However, at the same C-rate, the Cu _{0.02} Ti _{0.94} Nb _{2.04} O ₇ sample exhibits a larger first-cycle Coulombic efficiency (91.0%) than that of the TiNb ₂ O ₇ sample (81.6%) probably due to the smaller particle size and larger (electronic and ionic) conductivity of Cu _{0.02} Ti _{0.94} Nb _{2.04} O ₇ [6,38].	Cu _{0.02} Ti _{0.94} Nb _{2.04} O ₇ , 91.0%	TiNb ₂ O ₇ , 91.0%
Coulombic Efficiency	However, at the same C-rate, the Cu _{0.02} Ti _{0.94} Nb _{2.04} O ₇ sample exhibits a larger first-cycle Coulombic efficiency (91.0%) than that of the TiNb ₂ O ₇ sample (81.6%) probably due to the smaller particle size and larger (electronic and ionic) conductivity of Cu _{0.02} Ti _{0.94} Nb _{2.04} O ₇ [6,38].	TiNb ₂ O ₇ , 81.6%	TiNb ₂ O ₇ , 91.0%
Voltage	In addition, the discharge capacity of LiNi _{0.6} Co _{0.2} Mn _{0.2} O ₂ can be further increased when the charge cutoff voltage increases to 4.5 V.	LiNi _{0.6} Co _{0.2} Mn _{0.2} O ₂ , 4.5V	LiNi _{0.6} Co _{0.2} Mn _{0.2} O ₂ , 4.5V
Conductivity	Tin phosphide (Sn ₄ P ₃) has been a promising anode material for SIBs owing to its theoretical capacity of 1132 mA h g ⁻¹ and high electrical conductivity of 30.7 S cm ⁻¹ .	Sn ₄ P ₃ , 30.7 S cm ⁻¹	Sn ₄ P ₃ , 30.7 S cm ⁻¹
Energy	The energy density based on AC and nanowire Na _{0.35} MnO ₂ is 42.6 Wh kg ⁻¹ at a power density of 129.8 W kg ⁻¹ .	Na _{0.35} MnO ₂ , 42.6 Wh kg ⁻¹	Na _{0.35} MnO ₂ , 42.6 Wh kg ⁻¹

Since, our test data is manually annotated so such errors won't be there in the test set and evaluation results.

8. Conclusions

In this work, we focus on extracting different entities and corresponding relations between two entities in the form of triplet (entity1, relation, entity2) from material science research publications. While focusing on the battery materials, we apply a distant supervision approach to create a dataset using a battery dataset previously released with the help of ChemDataExtractor [2]. We apply a pointer network-based encoder-decoder model to detect entities and relations in the form of a triplet. We also curate a gold standard annotated dataset for comparison. The extensive evaluations show that our proposed MatSciRE (Material Science Relation Extractor) performs the best in terms of F1-score to detect the triplet, outperforming ChemDataExtractor by 6%. Our code and dataset are publicly available, and we have deployed a web-based API where users can extract the triplets easily by uploading a manuscript.

References

- [1] N. Nitta, F. Wu, J. T. Lee, G. Yushin, Li-ion battery materials: present and future, *Materials today Energy (Mater. Today Energy)* 18 (2015) 252–264.
- [2] S. Huang, J. M. Cole, A database of battery materials auto-generated using chemdataextractor, *Scientific Data (Sci. Data)* 7 (2020) 1–13.
- [3] T. Nayak, H. T. Ng, Effective modeling of encoder-decoder architecture for joint entity and relation extraction, in: *Proceedings of the AAAI conference on artificial intelligence*, volume 34, 2020, pp. 8528–8535.
- [4] N. Walker, A. Trewartha, H. Huo, S. Lee, K. Cruse, J. Dagdelen, A. Dunn, K. Persson, G. Ceder, A. Jain, The impact of domain-specific pre-training on named entity recognition tasks in materials science, Available at SSRN 3950755 (2021) 1–43.
- [5] V. Tshitoyan, J. Dagdelen, L. Weston, A. Dunn, Z. Rong, O. Kononova, K. A. Persson, G. Ceder, A. Jain, Unsupervised word embeddings capture latent knowledge from materials science literature, *Nature* 571 (2019) 95–98.
- [6] T. Mikolov, K. Chen, G. Corrado, J. Dean, Efficient estimation of word representations in vector space, arXiv preprint arXiv:1301.3781 (2013).
- [7] S. Auer, C. Bizer, G. Kobilarov, J. Lehmann, R. Cyganiak, Z. Ives, Dbpedia: A nucleus for a web of open data, *The Semantic Web (2007)* 722–735.
- [8] X. Zhang, X. Li, Y. Zhao, Knowledge extraction and application for metal materials based on dbpedia, 2014 10th International Conference on Semantics, Knowledge and Grids (2014) 150–153.
- [9] X. Zhang, X. Li, Y. Zhao, X. Liu, D. Pan, Mmkg: An approach to generate metallic materials knowledge graph based on dbpedia and wikipedia, *Computer Physics Communications (Comput. Phys. Commun.)* 211 (2017) 98–112.

Relation Extraction from Material Science Papers

Choose a PDF file

Drag and drop file here
Limit 200MB per file

OR

Select from the sample PDFs

High-performance hybrid supercapacitors enabled by protected lithium negative electrode and ...

Show Execution time

NOTE: Please wait for 45-60 seconds for the results to appear.

Relations Extracted:

Execution time = 38.97 seconds

RED rows refer to wrong tuples;

GREEN rows refer to correct tuples

Sentences	Relation Triples
+4.4 V maximum cell voltage is achieved for hybrid capacitor with MnO ₂ electrode.	MnO ₂ ; 4.4 V; Voltage
A typical advanced hybrid supercapacitor with MnO ₂ electrode shows a 4.4 V maximum cell voltage with a 1.5 V window, an energy density of 405Wh -kgMnO ₂ at a power density of 0.88 kW -kgMnO ₂ .	MnO ₂ ; 1.5 V; Voltage MnO ₂ ; 4.4 V; Voltage
A charging voltage plateau due to electrolyte decomposition appears when U _{max} is set to 4.5 V, which pushes the potential of MnO ₂ in 21m LITFSI out of its stable potential window (Fig.	MnO ₂ ; 4.5 V; Voltage
Furthermore, for hybrid supercapacitor with MnO ₂ electrode, a U _{max} =4.4 V and a working voltage window of U _{cell} = 1.5 V realizes a maximum energy density of 405Wh -kgMnO ₂ at a power density of 0.88 kW -kgMnO ₂ .	MnO ₂ ; 1.5 V; Voltage MnO ₂ ; 4.4 V; Voltage

Figure 5: Application demonstrating relation extraction

- [10] L. Weston, V. Tshitoyan, J. Dagdelen, O. Kononova, A. Trewartha, K. A. Persson, G. Ceder, A. Jain, Named entity recognition and normalization applied to large-scale information extraction from the materials science literature, *Journal of chemical information and modeling* (J. Chem. Inf. Model.) 59 (2019) 3692–3702.
- [11] S. Guha, A. Mullick, J. Agrawal, S. Ram, S. Ghui, S.-C. Lee, S. Bhattacharjee, P. Goyal, Matscie: An automated tool for the generation of databases of methods and parameters used in the computational materials science literature, *Computational Materials Science* (Comput. Mater. Sci.) 192 (2021) 110325.
- [12] A. Mullick, S. Pal, T. Nayak, S.-C. Lee, S. Bhattacharjee, P. Goyal, Using sentence-level classification helps entity extraction from material science literature, in: *Proceedings of the Thirteenth Language Resources and Evaluation Conference*, 2022, pp. 4540–4545.
- [13] Y. Luan, L. He, M. Ostendorf, H. Hajishirzi, Multi-task identification of entities, relations, and coreference for scientific knowledge graph construction, *arXiv preprint arXiv:1808.09602* (2018).
- [14] I. Beltagy, K. Lo, A. Cohan, Scibert: A pretrained language model for scientific text, *arXiv preprint arXiv:1903.10676* (2019).
- [15] T. Gupta, M. Zaki, N. Krishnan, et al., Matscibert: A materials domain language model for text mining and information extraction, *npj Computational Materials* 8 (2022) 1–11.
- [16] S. Huang, J. M. Cole, Batterybert: A pretrained language model for battery database enhancement, *Journal of Chemical Information and Modeling* (2022).
- [17] M. Mintz, S. Bills, R. Snow, D. Jurafsky, Distant supervision for relation extraction without labeled data, in: *Proceedings of the Joint Conference of the 47th Annual Meeting of the ACL and the 4th International Joint Conference on Natural Language Processing of the AFNLP*, 2009, pp. 1003–1011.
- [18] K. Bollacker, C. Evans, P. Paritosh, T. Sturge, J. Taylor, Freebase: a collaboratively created graph database for structuring human knowledge, in: *Proceedings of the 2008 ACM SIGMOD international conference on Management of data*, 2008, pp. 1247–1250.
- [19] S. Riedel, L. Yao, A. McCallum, Modeling relations and their mentions without labeled text, in: *Joint European Conference on Machine Learning and Knowledge Discovery in Databases*, Springer, 2010, pp. 148–163.
- [20] R. Hoffmann, C. Zhang, X. Ling, L. Zettlemoyer, D. S. Weld, Knowledge-based weak supervision for information extraction of overlapping relations, in: *Proceedings of the 49th annual meeting of the association for computational linguistics: human language technologies*, 2011, pp. 541–550.
- [21] D. Zeng, K. Liu, Y. Chen, J. Zhao, Distant supervision for relation extraction via piecewise convolutional neural networks, in: *Proceedings of the 2015 conference on empirical methods in natural language processing*, 2015, pp. 1753–1762.
- [22] Y. Shen, X.-J. Huang, Attention-based convolutional neural network for semantic relation extraction, in: *Proceedings of COLING 2016, the 26th International Conference on Computational Linguistics: Technical Papers*, 2016, pp. 2526–2536.
- [23] S. Jat, S. Khandelwal, P. Talukdar, Improving distantly supervised relation extraction using word and entity based attention, *arXiv preprint arXiv:1804.06987* (2018).
- [24] S. Vashishth, R. Joshi, S. S. Prayaga, C. Bhattacharyya, P. Talukdar, Re-side: Improving distantly-supervised neural relation extraction using side information, *arXiv preprint arXiv:1812.04361* (2018).
- [25] Z.-X. Ye, Z.-H. Ling, Distant supervision relation extraction with intra-bag and inter-bag attentions, *arXiv preprint arXiv:1904.00143* (2019).
- [26] Z. Guo, Y. Zhang, W. Lu, Attention guided graph convolutional networks for relation extraction, *arXiv preprint arXiv:1906.07510* (2019).
- [27] A. Mullick, S. Purkayastha, P. Goyal, N. Ganguly, A framework to generate high-quality datapoints for multiple novel intent detection, in: *Findings of the Association for Computational Linguistics: NAACL 2022*, 2022, pp. 282–292.
- [28] A. Mullick, I. Mondal, S. Ray, R. Raghav, G. Chaitanya, P. Goyal, Intent identification and entity extraction for healthcare queries in indic languages, in: *Findings of the Association for Computational Linguistics: EACL 2023*, 2023, pp. 1825–1836.
- [29] A. Mullick, A. Nandy, M. N. Kapadnis, S. Patnaik, R. Raghav, Fine-grained intent classification in the legal domain, *arXiv preprint arXiv:2205.03509* (2022).
- [30] A. Mullick, Novel intent detection and active learning based classification (student abstract), *arXiv e-prints* (2023) arXiv-2304.
- [31] A. Mullick, Exploring multilingual intent dynamics and applications, *IJCAI Doctoral Consortium* (2023).
- [32] A. Mullick, S. Maheshwari, P. Goyal, N. Ganguly, A generic opinion-fact classifier with application in understanding opinionatedness in various news section, in: *Proceedings of the 26th International Conference on World Wide Web Companion*, 2017, pp. 827–828.
- [33] A. Mullick, P. Goyal, N. Ganguly, A graphical framework to detect and categorize diverse opinions from online news, in: *Proceedings of the Workshop on Computational Modeling of People’s Opinions, Personality, and Emotions in Social Media (PEOPLES)*, 2016, pp. 40–49.
- [34] A. Mullick, S. Ghosh D, S. Maheshwari, S. Sahoo, S. K. Maity, P. Goyal, Identifying opinion and fact subcategories from the social web, in: *Proceedings of the 2018 ACM International Conference on Supporting Group Work*, 2018, pp. 145–149.
- [35] A. Mullick, P. Goyal, N. Ganguly, M. Gupta, Harnessing twitter for answering opinion list queries, *IEEE Transactions on Computational Social Systems* 5 (2018) 1083–1095.
- [36] A. Mullick, S. Pal, P. Chanda, A. Panigrahy, A. Bharadwaj, S. Singh, T. Dam, D-fj: Deep neural network based factuality judgment, *Technology* 50 (2019) 173.
- [37] A. Mullick, P. Goyal, N. Ganguly, M. Gupta, Extracting social lists from twitter, in: *Proceedings of the 2017 IEEE/ACM International Conference on Advances in Social Networks Analysis and Mining 2017*, 2017, pp. 391–394.
- [38] X. Ren, Z. Wu, W. He, M. Qu, C. R. Voss, H. Ji, T. F. Abdelzaher, J. Han, Cotype: Joint extraction of typed entities and relations with knowledge bases, in: *Proceedings of the 26th International Conference on World Wide Web*, 2017, pp. 1015–1024.
- [39] M. Miwa, M. Bansal, End-to-end relation extraction using lstms on sequences and tree structures, *arXiv preprint arXiv:1601.00770* (2016).
- [40] G. Bekoulis, J. Deleu, T. Demeester, C. Develder, Joint entity recognition and relation extraction as a multi-head selection problem, *Expert Systems with Applications* 114 (2018) 34–45.
- [41] S. Zheng, F. Wang, H. Bao, Y. Hao, P. Zhou, B. Xu, Joint extraction of entities and relations based on a novel tagging scheme, *arXiv preprint arXiv:1706.05075* (2017).
- [42] D. Q. Nguyen, K. Verspoor, End-to-end neural relation extraction using deep biaffine attention, in: *European Conference on Information Retrieval*, Springer, 2019, pp. 729–738.
- [43] A. Katiyar, C. Cardie, Investigating lstms for joint extraction of opinion entities and relations, in: *Proceedings of the 54th Annual Meeting of the Association for Computational Linguistics (Volume 1: Long Papers)*, 2016, pp. 919–929.
- [44] B. Distawani, J. Qi, R. Zhang, W. Wang, Gtr-lstm: A triple encoder for sentence generation from rdf data, in: *Proceedings of the 56th Annual Meeting of the Association for Computational Linguistics (Volume 1: Long Papers)*, 2018, pp. 1627–1637.
- [45] D. Marcheggiani, L. Perez-Beltrachini, Deep graph convolutional encoders for structured data to text generation, *arXiv preprint arXiv:1810.09995* (2018).
- [46] S. Zhang, K. Duh, B. Van Durme, Mt/ie: Cross-lingual open information extraction with neural sequence-to-sequence models, in: *Proceedings of the 15th Conference of the European Chapter of the Association for Computational Linguistics: Volume 2, Short Papers*, 2017, pp. 64–70.
- [47] L. Cui, F. Wei, M. Zhou, Neural open information extraction, *arXiv preprint arXiv:1805.04270* (2018).
- [48] D. Bahdanau, K. Cho, Y. Bengio, Neural machine translation by jointly learning to align and translate, *arXiv preprint arXiv:1409.0473* (2014).
- [49] M.-T. Luong, H. Pham, C. D. Manning, Effective approaches to attention-based neural machine translation, *arXiv preprint arXiv:1508.04025* (2015).
- [50] O. Vinyals, M. Fortunato, N. Jaitly, Pointer networks, *Advances in neural information processing systems* 28 (2015).
- [51] S. Kundu, H. T. Ng, A question-focused multi-factor attention network for question answering, in: *Proceedings of the AAAI Conference on Artificial Intelligence*, volume 32, 2018, pp. 5828–5835.
- [52] M. Yu, J. Ma, H. Song, A. Wang, F. Tian, Y. Wang, H. Qiu, R. Wang, Atomic layer deposited tio₂ on a nitrogen-doped graphene/sulfur electrode for high performance lithium–sulfur batteries, *Energy & Environmental Science* (Energy Environ. Sci.) 9 (2016) 1495–1503.
- [53] A. Mullick, A. Bera, T. Nayak, Rte: A tool for annotating relation triplets

- from text, arXiv preprint arXiv:2108.08184 (2021).
- [54] J. R. Landis, G. G. Koch, The measurement of observer agreement for categorical data, *biometrics* (1977) 159–174.
 - [55] J. Devlin, M.-W. Chang, K. Lee, K. Toutanova, Bert: Pre-training of deep bidirectional transformers for language understanding, in: *Proceedings of the 2019 Conference of the North American Chapter of the Association for Computational Linguistics: Human Language Technologies, Volume 1 (Long and Short Papers)*, Association for Computational Linguistics, 2019, pp. 4171–4186.
 - [56] Y. Zhu, R. Kiros, R. Zemel, R. Salakhutdinov, R. Urtasun, A. Torralba, S. Fidler, Aligning books and movies: Towards story-like visual explanations by watching movies and reading books, in: *Proceedings of the IEEE international conference on computer vision*, 2015, pp. 19–27.
 - [57] C. Chelba, T. Mikolov, M. Schuster, Q. Ge, T. Brants, P. Koehn, T. Robinson, One billion word benchmark for measuring progress in statistical language modeling, arXiv preprint arXiv:1312.3005 (2013).
 - [58] Y. Liu, M. Ott, N. Goyal, J. Du, M. Joshi, D. Chen, O. Levy, M. Lewis, L. Zettlemoyer, V. Stoyanov, Roberta: A robustly optimized bert pretraining approach, *ArXiv abs/1907.11692* (2019).
 - [59] A. Gokaslan, V. Cohen, Openwebtext corpus. <http://skylion007.github.io/openwebtextcorpus> (2019).
 - [60] T. H. Trinh, Q. V. Le, A simple method for commonsense reasoning, arXiv preprint arXiv:1806.02847 (2018).
 - [61] C. Yang, C. Lin, S. Lin, Y. Chen, J. Li, Cu_{0.02}ti_{0.94}nb_{2.04}o₇: an advanced anode material for lithium-ion batteries of electric vehicles, *Journal of Power Sources (J. Power Sources)* 328 (2016) 336–344.
 - [62] D. Wadden, U. Wennberg, Y. Luan, H. Hajishirzi, Entity, relation, and event extraction with contextualized span representations, arXiv preprint arXiv:1909.03546 (2019).
 - [63] V. Venugopal, S. Pai, E. Olivetti, Matkg: The largest knowledge graph in materials science—entities, relations, and link prediction through graph representation learning, arXiv preprint arXiv:2210.17340 (2022).