

MULTILINGUAL VISUAL SPEECH RECOGNITION WITH A SINGLE MODEL BY LEARNING WITH DISCRETE VISUAL SPEECH UNITS

Minsu Kim*, Jeong Hun Yeo*, Jeongsoo Choi, Se Jin Park, Yong Man Ro[†]

Integrated Vision and Language Lab, KAIST, South Korea

{ms.k, sedne246, jeongsoo.choi, jinny960812, ymro}@kaist.ac.kr

ABSTRACT

This paper explores sentence-level Multilingual Visual Speech Recognition with a single model for the first time. As the massive multilingual modeling of visual data requires huge computational costs, we propose a novel strategy, processing with visual speech units. Motivated by the recent success of the audio speech unit, the proposed visual speech unit is obtained by discretizing the visual speech features extracted from the self-supervised visual speech model. To correctly capture multilingual visual speech, we first train the self-supervised visual speech model on 5,512 hours of multilingual audio-visual data. Through analysis, we verify that the visual speech units mainly contain viseme information while suppressing non-linguistic information. By using the visual speech units as the inputs of our system, we pre-train the model to predict corresponding text outputs on massive multilingual data constructed by merging several VSR databases. As both the inputs and outputs are discrete, we can greatly improve the training efficiency compared to the standard VSR training. Specifically, the input data size is reduced to 0.016% of the original video inputs. In order to complement the insufficient visual information in speech recognition, we apply curriculum learning where the inputs of the system begin with audio-visual speech units and gradually change to visual speech units. After pre-training, the model is finetuned on continuous features. We set new state-of-the-art multilingual VSR performances by achieving comparable performances to the previous language-specific VSR models, with a single trained model.

Index Terms— Visual Speech Recognition, Lip Reading, Visual Speech Units, Discrete Speech Units, Multilingual VSR

1. INTRODUCTION

These days, speech processing technologies have made great progress in diverse applications such as speech recognition [1–4], speech synthesis [5–9], and speech translation [10–13]. Now, it is easy to find a speech processing model that can proficiently handle approximately 100 languages [14, 15]. However, multilingualism has been mainly explored for audio-based speech processing systems [16, 17], while visual-based speech processing systems are still tied to developing monolingual systems [18–20]. There are two reasons for the lagging development of visual-based speech processing systems: 1) The high dimensionality of visual data compared to audio puts a challenge in training a large-scale model with massive multilingual data. Compared to the same length of audio, visual data requires about six times larger bits [21] in a standard visual speech recognition process [22]. Moreover, the requirement of encoding spatial information using two-dimensional convolutions

also increases the computation costs of visual speech processing compared to its counterpart. 2) The low quantity of labeled data in visual speech processing systems presents a formidable obstacle to technology development. In contrast to the tremendous amount of publicly available audio-text data [23], a very limited number of video-text data are available, especially for non-English [19].

In this paper, we explore the multilingualism of visual speech processing, especially in speech recognition [24–28]. Hence, our objective is to devise a multilingual Visual Speech Recognition (VSR) method that can recognize different languages with a single trained model. In order to mitigate the challenges in visual speech processing, we propose a novel strategy, processing with visual speech units. The audio speech unit [29] is a discretized representation of an extracted speech feature from a self-supervised speech model [30, 31]. It contains phonemic content [32] while suppressing the other speech characteristics (*e.g.*, speaker information) and can be employed as pseudo text. As it is the discretized signal of the original signal, the data size can be significantly reduced [21, 33]. Motivated by this, we propose visual speech unit, the quantized representation of the visual speech feature. As a result, one video frame having 61,952 bits (*i.e.*, based on a grayscale image with 88×88 size) can be expressed with one visual speech unit which can be represented with just 10 bits. With the huge data size reduction, 0.016% compared to the original, we can boost the training more than 10 times faster than the standard VSR training. Through analysis, we show the visual speech unit contains viseme information, the visual counterpart of phoneme, while suppressing the non-linguistic characteristics. Hence, enabling visual speech modeling using the visual speech units.

Specifically, we introduce multilingual Audio-Visual Hidden Unit BERT (mAV-HuBERT) which is the self-supervised speech model for extracting the visual speech unit. We train the mAV-HuBERT on 5,512 hours of multilingual audio-visual data composed of nine languages. Therefore, we can correctly put the multilingual viseme information into our visual speech unit. Then, we pre-train an encoder-decoder model by setting the inputs with the visual speech units and the outputs with the corresponding text, forming a unit-to-unit translation framework (*i.e.*, translation between discrete tokens) [13]. Inspired by the recent successes of VSR that leverage audio modal information to complement limited visual data [34–38], we propose to use curriculum learning with a gradual increase in task difficulty using audio modality. Concretely, our unit-to-unit pre-training is initiated with audio-visual inputs and then gradually changed to visual inputs. With this curriculum learning, the model can find the optimization points stable and achieve higher performance with the complemented information of multi-modality. To mitigate the comparatively small amount of public visual-text paired data, we utilize the recently proposed automatic labels of [39] and [20] where the text labels are obtained by their automatic labeling processes. Finally, the pre-trained model is finetuned with

*Equal Contribution. [†]Corresponding Author.

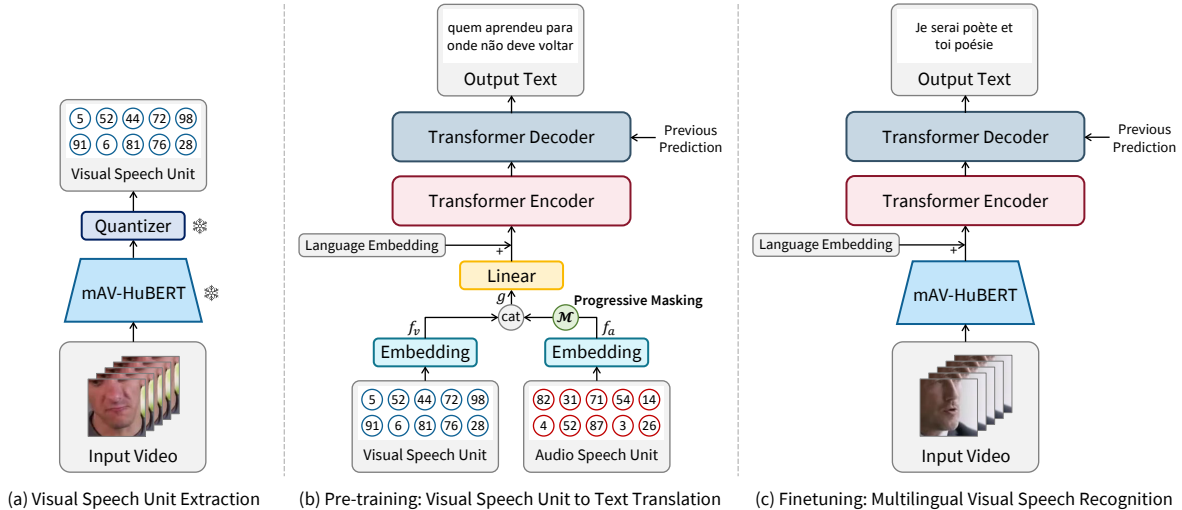


Fig. 1. Illustration of the proposed multilingual VSR framework. (a) Visual speech units are obtained by quantizing the visual speech features extracted from mAV-HuBERT. (b) The Transformer encoder-decoder model is pre-trained with discrete inputs and outputs. The task difficulty is gradually increased by using progressive masking \mathcal{M} . Pre-training commences with audio-visual speech units as inputs, and these inputs gradually transition to visual speech units through progressive masking of the audio speech units. (c) After pre-training the model with discrete inputs and outputs, it is finetuned with continuous features to boost the VSR performances.

continuous input features to maximize the VSR performances.

The major contributions of this paper can be summarized as follows: 1) To the best of our knowledge, this is the first work exploring sentence-level multilingual VSR with a single trained model. 2) We propose to use a visual speech unit which is a quantized visual speech feature extracted from a self-supervised model, in modeling visual speech representations. 3) In order to correctly capture the visemes from multilingual visual speech, we train an audio-visual self-supervised speech model on 5,512 hours of multilingual data. 4) By employing the visual speech unit, we can train the multilingual VSR model with discrete inputs and outputs (*i.e.*, text). With this, we can drastically reduce the computational costs and accelerate the pre-training time by about 10 times compared to the standard training. 5) Through analysis, we verify that the visual speech unit mainly holds the viseme information while suppressing non-linguistic variations, enabling VSR training with discrete inputs. We set new state-of-the-art VSR performances by achieving comparable performances with the multiple previous monolingual VSR methods.

2. RELATED WORK

2.1. Visual Speech Recognition (VSR)

VSR aims to predict the spoken words from silent lip movements video. Early works [40–43] focused on word-level VSR by using CNN [44] and the RNN [45, 46]. Large-scale lip-reading sentence datasets [47, 48] have boosted the development of sentence-level VSR. By employing Transformer [49] architecture, [50] proposed a powerful sentence-level end-to-end VSR model. Moreover, the integration of the hybrid CTC/Attention objective [51, 52] into VSR, greatly improved the recognition performances. Recent VSR technologies [22, 39, 53, 54] also employed transformer-variant architectures and improved the VSR performances. For advanced training strategies, many researchers try to reduce the gap between visual and audio modalities. They [27, 34–36, 55–57] studied how to effectively transfer audio knowledge into the VSR model by using knowledge distillation [58] and memory network [59]. However, these previous VSR approaches have mainly developed for high-resource

languages, English and Mandarin [60]. VSR for different languages, especially low VSR resource languages, has only been addressed recently [18–20, 61]. In particular, a recent approach [20] proposed the labeled data for low VSR resource languages using automatic labeling processes.

This paper is the first work exploring sentence-level multilingual VSR with a single model. To mitigate the huge computational costs in training the multilingual VSR model, we propose to pre-train the model with discrete inputs and outputs by using visual speech units. To complement the low amount of video-text data, we bring the automatic labels of [20, 39] and propose curriculum learning that utilizes audio modality to provide rich speech information.

2.2. Audio speech unit

Speech unit [29] is the discretized speech representation of self-supervised speech models such as HuBERT [31], Wav2Vec2.0 [30], and WavLM [62]. It is possible to suppress non-linguistic features and mainly keep the linguistic contents by selecting proper layers to extract the speech features [29, 63]. By using the speech unit as pseudo text, Textless Natural Language Processing becomes possible [12, 13, 64–66]. Moreover, speech units have promising potential to be used in multi-modal processing as they greatly reduce the data size [21, 33, 67].

Motivated by this, we propose a visual speech unit which is the quantized representation of visual speech features extracted from the self-supervised visual speech model [37]. We introduce mAV-HuBERT for multilingual visual speech unit extraction. We show that the proposed visual speech unit contains mainly viseme information while suppressing the other characteristics.

3. METHOD

The objective of this paper is to develop a multilingual VSR model, so that multiple languages can be recognized by using a single trained model. To mitigate the large computational costs in developing visual speech processing systems, we propose visual speech

Table 1. Dataset statistics for pre-training mAV-HuBERT and training multilingual VSR model. Audio-visual data is utilized for training mAV-HuBERT, while video-text data is utilized for training the multilingual VSR model (*i.e.*, for both pre-training and finetuning).

Train Data for mAV-HuBERT			Train Data for multilingual VSR		
Datasets	Number of Video / Hours	Languages	Datasets	Number of Video / Hours	Languages
LRS2	142,157 / 223	En	-	-	-
LRS3	150,498 / 433	En	LRS3	150,498 / 433	En
mTEDx	181,034 / 285	Es, Fr, It, Pt	mTEDx	181,034 / 285	Es, Fr, It, Pt
VoxCeleb2	834,375 / 1,739	En, Es, It, Fr, Pt, De, Ru, Ar, El	VoxCeleb2	742,147 / 1,539	En, Es, It, Fr, Pt
AVSpeech	1,575,755 / 2,832	En, Es, It, Fr, Pt, De, Ru, Ar, El	AVSpeech	1,272,065 / 2,288	En, Es, It, Fr, Pt
Total	2,883,819 / 5,512	En, Es, It, Fr, Pt, De, Ru, Ar, El	Total	2,505,858 / 4,545	En, Es, It, Fr, Pt

units which are discretized representations of visual speech features encoded by a self-supervised speech model.

3.1. Multilingual Visual Speech Unit Extraction

Audio speech units [29] can be obtained by clustering the speech features of a self-supervised speech model such as HuBERT [31]. Analogous to audio speech units, we propose visual speech units, which can be obtained by quantizing the visual speech features derived from a pre-trained visual speech model. In order to get visual speech units, we choose AV-HuBERT [37] for the self-supervised visual speech model, which is well-known for its discriminative visual speech features. However, AV-HuBERT is pre-trained on English-only audio-visual data, which deviates from our primary objective of achieving multilingualism. Hence, we initially introduce a multilingual variant of AV-HuBERT (mAV-HuBERT) to ensure the accurate incorporation of multilingual viseme information into the final visual speech units. To this end, we train the model on 5,512 hours of multilingual dataset composed of 9 languages (En, Es, It, Fr, Pt, De, Ru, Ar, El) by merging LRS2 [47], LRS3 [48], VoxCeleb2 [68], and AVSpeech [69]. As VoxCeleb2 and AVSpeech do not have language identities, we obtain the language identity of each utterance by using a pre-trained language identifier of Whisper [15], to select the data. For the prediction target of the masked prediction of mAV-HuBERT, we use clusters of speech features obtained from a pre-trained multilingual HuBERT [12, 31]. We use the target size of 1,000 and train the model for 350k steps with one iteration. We show that our mAV-HuBERT is more suitable for multilingual speech modeling than the previous English-trained AV-HuBERT in Sec. 4.3.1.

With the pre-trained mAV-HuBERT, we extract the visual speech unit by clustering (*i.e.*, quantizing) the output visual speech features, as shown in Fig. 1(a). Please note that AV-HuBERT can extract both audio-only features and visual-only features through its modality dropout. Hence, we only use the visual inputs to extract the visual speech units. For the token size of the visual speech unit, we use 1,000, so each visual speech unit can be represented with 10 bits. Please note that one video frame having grayscale and 88×88 size (*i.e.*, the standard for VSR) requires 61,952 bits [22, 37]. Therefore, we can reduce the data size to 0.016% compared to the raw visual inputs, which enables us to greatly increase the training batch size and reduce training speed by removing the visual front-end (*e.g.*, 2D CNNs). We analyze the efficiency of visual speech units by comparing them with the standard raw inputs in Sec. 4.3.2.

3.2. Pre-training: Visual Speech Unit to Text Translation

By setting the inputs with visual speech units, we pre-train our model to predict corresponding text. Therefore, now the inputs and out-

puts are both discrete, which is illustrated in Fig. 1(b). As the visual speech units mainly contain linguistic information, we can pre-train the model to construct the knowledge of visual speech modeling even by using discrete inputs. We analyze which information is mainly held by the visual speech units in Sec. 4.3.3.

Nevertheless, translating visual speech units directly into output text from scratch is challenging for the model in identifying optimal solutions. Since visual information contains scarce speech information [34–36] compared to audio, training the model directly to perform visual-to-text conversion might be hard to find the solution. To mitigate this, we bring the motivation from the recent success of VSR, which utilizes auxiliary audio information during training [18, 34, 35, 37, 55–57]. Specifically, we initiate the pre-training with audio-visual speech units where both audio speech units and visual speech units are utilized as inputs, similar to [37, 70]. Then, we gradually masked out the audio part as the pre-training progressed, resulting in the final training stage exclusively utilizing visual speech units as inputs. Therefore, the model can easily find the optimization points through this curriculum learning, with the aid of complementary audio information. Concretely, the embeddings of the visual speech units $f_v \in \mathbb{R}^{T \times D}$ and audio speech units $f_a \in \mathbb{R}^{T \times D}$ are concatenated as, $g = \mathcal{M}(f_a) \oplus f_v$, where T is the sequence length, D is the dimension of embedding, \oplus represents concatenation operation in the embedding dimension, and $g \in \mathbb{R}^{T \times 2D}$ is the concatenated feature. $\mathcal{M}(\cdot)$ is a masking function that randomly masks out $p\%$ of frames from the input sequence. We progressively increase the p from 0 to 100 as the pre-training progresses, so the transition from audio-visual inputs to visual inputs can be made. The effectiveness of the curriculum learning using input transition from audio-visual to visual can be found in Sec. 4.3.4.

Then, we reduce the embedding dimension of the concatenated feature g using a linear layer. Here, we provide the language information by providing the language embedding which will be added to the feature, following [71]. Finally, through the Transformer encoder-decoder architecture, we translate the visual inputs into the output text in an auto-regressive manner. The objective function of our learning problem can be represented as follows,

$$\mathcal{L} = - \sum_{s=1}^S \log P(y_s | \mathbf{X}, y_{<s}), \quad (1)$$

where y_s is the text annotation for current step s and $y_{<s}$ is the previous outputs, \mathbf{X} is the input speech units, and S is the length of the text. For multilingual training, we use five languages (En, Pt, Es, Fr, It) by merging LRS3 [48], mTEDx [72], automatic labels for En of [39], and automatic labels for Pt, Es, Fr, and It of [20], forming 4,545 hours of data. We summarize the dataset statistics in Table 1.

Table 2. Comparisons between English AV-HuBERT and the proposed multilingual AV-HuBERT in multilingual modeling. English (En) is validated on LRS3 and other languages are validated on mTEDx databases.

Method	Finetune Datasets	WER(%)				
		En	Es	It	Fr	Pt
AV-HuBERT [37]	LRS3, mTEDx	28.0	75.9	74.0	75.5	79.6
mAV-HuBERT (ours)	LRS3, mTEDx	33.7	54.3	59.1	63.0	58.8

3.3. Finetuning: Multilingual Visual Speech Recognition

Even though we can directly perform multilingual VSR with the pre-trained model with discrete inputs, it is hard to outperform the model using continuous features. This is expected, as information is lost during the quantization process. However, as the pre-trained model has already learned how to model the multilingual visual pronunciation and generate languages, the finetuning with the continuous features is straightforward and more effective than direct training of the multilingual VSR model from scratch. For finetuning, we detach the unit embedding and linear layers, and attach the pre-trained mAV-HuBERT, as illustrated in Fig. 1(c). The model is trained end-to-end with the same objective function and data as the pre-training. In Sec. 4.3.5, we analyze the performances of multilingual VSR using the single proposed model and multiple previous monolingual models.

4. EXPERIMENT

4.1. Dataset

Lip Reading Sentences 2 (LRS2) [47] is one of the largest English datasets for VSR. The dataset consists of 223 hours of training data collected from British TV shows.

Lip Reading Sentences 3 (LRS3) [48] is a popular English VSR database. It has about 430 hours of video, and each video clip is collected from TED and TEDx. We evaluate the English VSR performances on LRS3.

Multilingual TEDx (mTEDx) [72] is a multilingual dataset originally proposed for speech recognition and translation. The dataset provides 8 languages collected from TEDx talks. As the dataset also provides the video links of original talks, we download the video online. We remove the unavailable videos for VSR by referring to [18]. We use four languages, Spanish (Es), Italian (It), French (Fr), and Portuguese (Pt) for training and evaluating the developed VSR model, following [18–20].

VoxCeleb2 [68] is a multilingual audio-visual dataset for speaker recognition [73]. This dataset has over 1 million utterances and contains 6,112 celebrities. For mAV-HuBERT training, we use the data corresponding to the following 9 languages, English (En), Spanish (Es), Italian (It), French (Fr), Portuguese (Pt), German (De), Russian (Ru), Arabic (Ar), and Greek (El), by identifying the language identity using Whisper [15]. For VSR training, as the dataset does not provide text annotations, we use the automatic labels of [39] for En, and [20] for Es, It, Fr, and Pt.

Audio Visual Speech Dataset (AVSpeech) [69] is a large-scale audio-visual speech dataset. AVSpeech contains roughly 290k YouTube videos, and the total duration of these videos is 4700 hours. Since the dataset does not provide text annotations, we use the same strategy with the VoxCeleb2, using 9 languages for mAV-HuBERT and automatic labels for VSR.

Table 3. Efficiency comparisons between previous VSR method and the proposed method. All numbers are measured using the same CPU and GPU (RTX 3090 24GB) environments. Test Acc means the subword-level prediction accuracy without beam search decoding.

Method	Input	Batch Size (Tot. Frames)	Train Iter. Time (sec)	Tot. Train Time (hrs)	Test Acc (%)
Standard VSR	Video	1,000	1.58	52.5	82.1
Pre-training	Speech Unit	6,000	0.88	6.6	72.2
Finetuning	Video	1,000	1.68	34.9	82.2

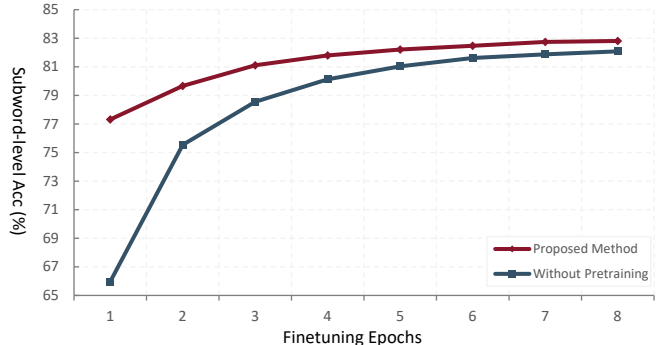


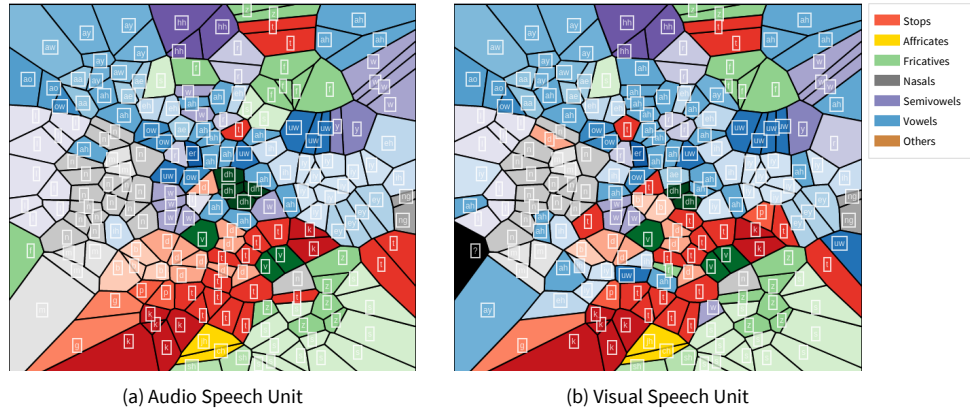
Fig. 2. Finetuning efficiency comparison between the proposed pre-training scheme and without the pre-training.

4.2. Implementation Details

Preprocessing. The video is resampled to 25 fps. We detect the facial landmarks using RetinaFace [74], crop mouth regions using 96×96 sizes of bounding box, and convert them into grayscale. For data augmentation, we randomly crop the video into 88×88 and horizontally flip it during training. The audio is resampled to 16kHz. In order to obtain the audio speech unit, we feed the audio into a multilingual trained HuBERT [12, 31] and cluster the extracted features with 1,000 token size. Finally, the audio speech unit is resampled to 25 fps to align with the sampling rate of the visual inputs. For the text, we construct one multilingual dictionary with 1,000 subword units by using SentencePiece tokenizer [75].

Architecture. Our mAV-HuBERT has the same architecture as the AV-HuBERT [37] large configuration. For visual speech unit-to-text translation, the model is composed of two unit embedding layers, one linear layer, one language embedding layer, 6 transformer encoders, and 6 transformer decoders. Each unit embedding layer embeds 1,000 tokens into 1,024 dimensions and the linear layer reduces the concatenated 2,048 dimensions into 1,024. The language token is embedded into a 1,024-dimensional feature by the language embedding layer. Each transformer layer has an embedding dimension of 1024, a feed-forward dimension of 4096, and 16 heads.

Training. For training mAV-HuBERT, we follow the original AV-HuBERT [37] and train it with the masked prediction task. For the prediction target, we use 1,000 clusters extracted from multilingual trained HuBERT [12, 31]. We train the model for 350k steps using 64 3090 RTX GPUs. For pre-training the proposed model (*i.e.*, visual speech unit-to-text translation), we train the model for 11 epochs with a tri-stage learning rate scheduler and 32 GPUs. For the progressive masking $\mathcal{M}(\cdot)$, we set p as 0 for the first 10% of training. From 10% to 70% of training, we linearly increase the masking ratio p from 0 to 100. After 70% of training, p is set to 100 so that only visual speech units are used. We finetune the model with the continuous features for 8 epochs using 32 GPUs. For all



(a) Audio Speech Unit

(b) Visual Speech Unit

Fig. 3. Visualization of speech units. Each boundary represents a single unit and the same color represents the same phoneme or phoneme family. (a) Audio speech unit. (b) Visual speech unit.

Table 4. Speaker verification results (EER) comparisons using different input representations.

Raw audio	Audio Feature	Visual Feature	Audio speech unit	Visual speech unit
2.38%	14.96%	19.42%	28.84%	32.74%

Table 5. The effectiveness of each proposed component. By substituting each component from the full model, we evaluate their effectiveness in multilingual VSR.

Method	En	Es	It	Fr	Pt
Proposed Method	24.4	42.7	49.7	55.2	50.6
– Unit Pretraining	24.3	45.1	52.1	56.2	51.1
– Curriculum	25.2	46.3	52.5	55.8	50.6
– Finetuning	37.5	68.1	70.3	76.3	74.0

experiments, the Adam optimizer [76] is used. For beam search decoding, we use a beam width chosen from {20, 25, 30, 35} and a length penalty of 0. The detailed training configuration can be found in the supplementary.

4.3. Experimental Results

4.3.1. Effectiveness of mAV-HuBERT in Multilingual Modeling

In order to verify the effectiveness of mAV-HuBERT in modeling multilingual speech, we compare our mAV-HuBERT with the English-trained AV-HuBERT. To this end, we finetune the pre-trained mAV-HuBERT and AV-HuBERT on 5 languages (*i.e.*, En, Es, It, Fr, Pt) using LRS3 and mTEDx databases. The multilingual VSR performances of the two models are shown in Table 2. The results show that when performing multilingual VSR with a single model, the mAV-HuBERT is much more effective than the English-only trained AV-HuBERT. Specifically, for Es, It, Fr, and Pt, the proposed mAV-HuBERT outperforms the AV-HuBERT with large margins of over 10% WERs. English VSR achieves better performance when utilizing English-trained AV-HuBERT. This is related to the previous observations in [77, 78], where an increasing number of languages can enhance cross-lingual performance up to a certain threshold, beyond which performance drops may occur. As the proposed mAV-HuBERT shows better performances in modeling multilingual visual speech, we extract the visual speech unit by using the mAV-HuBERT.

Table 6. Multilingual VSR performance comparisons. As there is no prior work that can perform multilingual VSR with a single model, we train AV-HuBERT to perform multilingual VSR.

Method	En	Es	It	Fr	Pt
AV-HuBERT [37]	23.3	51.2	54.8	61.0	55.3
Proposed Method	24.4	42.7	49.7	55.2	50.6

4.3.2. Efficiency of Visual Speech Units and Raw Inputs

We compare the batch size, training iteration time, and total training time between the standard VSR method that uses raw video as inputs and the proposed method. Table 3 shows the comparison results. By using the visual speech units as inputs in pre-training, we can increase the batch size sixfold and reduce the training iteration time by approximately half. Consequently, we can expedite training by a factor of about 12 compared to previous VSR training methods. The total training time for pre-training the model for 11 epochs amounts to 6.6 hours, whereas the conventional VSR model requires 52.5 hours for 8 epochs of training. Furthermore, when fine-tuning the pre-trained model, we can achieve better performance compared to the standard VSR model, with just 5 epochs of fine-tuning taking 34.9 hours. As a result, we can greatly boost training time even if considering both the pre-training and finetuning stages, compared to the standard VSR training. To see this more intuitive, we examine the subword-level accuracy changes during fine-tuning, comparing the proposed method with the model without pre-training. Fig. 2 shows the learning curve of the two models. After the proposed pre-training using visual speech units, the finetuning on the continuous features is effective so that we can achieve better performance even with much fewer epochs than the model without pre-training. It’s worth noting that we can significantly reduce the pre-training time with the proposed method; 1 epoch requires just 0.6 hours in pre-training, whereas the standard VSR training demands 6.6 hours for 1 epoch.



Fig. 4. Visualization of video frames corresponding to visual speech units. Each number indicates an index of visual speech unit.

4.3.3. Analyzing the Characteristics of Visual Speech Units

To understand which information is held by the visual speech units, we analyze them using 1) phoneme mapping visualization [32] and 2) speaker recognition. Firstly, following [32], we visualize the phonetic information of the audio speech unit and visual speech unit which are obtained from mAV-HuBERT. Therefore, only audio inputs are used to extract audio speech units and video inputs for visual speech units. We set the cluster centroid as each row of the weight of the final layer of mAV-HuBERT (*i.e.*, classifier for 1,000 units), so that the same boundary can be obtained for different modalities. Fig. 3 displays the visualization results of the 200 units out of 1,000 that appeared most frequently. We can confirm that each unit in both the audio speech units and visual speech units contains distinctive linguistic information (*i.e.*, phoneme or viseme). By comparing the audio speech unit and visual speech unit, we can find that the homophones which refer to the different pronunciations having the same lip movement (*e.g.*, name, tame, dame) are confusingly represented in visual speech units [56]. For example, some units representing ‘n’ in audio speech units are changed to ‘d’ or ‘t’ in visual speech units. Moreover, we can find that compared to audio speech units, more visual speech units are pointing to the vowel (*i.e.*, blue-colored area), which shows the ambiguity of lip movements compared to the audio modality. These are the natural results reflecting the characteristics of different speech modalities, and should not be taken as an indication of the inadequacy of the visual modality in speech modeling. In addition, we visualize some video frames corresponding to each visual speech unit in Fig. 4, illustrating that similar lip movements are consistently mapped to the same index regardless of pose variations and speakers. For example, the 648-th visual speech unit represents lip frames related to the viseme ‘a’, and the 912-th visual speech unit corresponds to the viseme ‘o’. Through the visualization, we can confirm that our visual speech units contain the

linguistic information, the viseme, which enables us to pre-train the model to build the knowledge of visual speech modeling.

Secondly, we analyze how much degree the speech units contain non-linguistic information through speaker recognition. To this end, we use raw audio speech, audio/visual speech features extracted from mAV-HuBERT, and audio/visual speech units as inputs to perform the speaker recognition. For the model, we follow [81] and train the model on each input. The speaker verification results (Equal Error Rate; EER) are shown in Table 4. The random prediction yields 50% EER and 0% EER means a perfect system. When we use raw audio as input, the system can almost perfectly distinguish the input speakers with 2.38% EER. When we use the features of the pre-trained mAV-HuBERT, the verification performance is dropped to 14.96% and 19.42% on audio and visual modalities, respectively. This shows that the masked prediction of AV-HuBERT [37] forces the model to learn linguistic information while somewhat discarding the speaker information. Finally, when we discretize the speech features of mAV-HuBERT and obtain the speech units, we can greatly suppress the speaker information. The performance is dropped to 28.84% by using the audio speech unit and 32.74% by using the visual speech unit. Through the above two experiments, we can confirm that the quantization process averages out the speaker effects (*i.e.*, non-linguistic information) in the speech representations while maintaining the content. This enables us to build a speech representation model by using speech units as input.

4.3.4. Effectiveness of Each Proposed Component

To confirm the effectiveness of each proposed component, we substitute each component from the proposed method. The ablation results are shown in Table 5. The performance of ‘–Unit Pretraining’ is obtained by directly finetuning the proposed mAV-HuBERT on the multilingual video-text without using visual speech units. In this

Table 7. VSR performance comparisons with the state-of-the-art monolingual VSR methods. Please note that the proposed method utilizes a single multilingual model while the other methods utilize language-specific models. Best and second-best scores are bolded and underlined.

Language	Method	Pre-training Data (hrs)	Language-specific Training Data (hrs)	Monolingual Model	Single Multilingual Model	WER(%)
En	Ma <i>et al.</i> [18]	-	1,459	✓		31.5
	Prajwal <i>et al.</i> [53]	-	2,676	✓		30.7
	AV-HuBERT [37]	1,759	433	✓		28.6
	VATLM [79]	1,759	433	✓		28.4
	Haliassos <i>et al.</i> [38]	1,759	433	✓		27.8
	AKVSR [80]	1,759	433	✓		27.6
	Auto-AVSR [39]	-	3,448	✓		20.5
	Proposed Method	5,512	-		✓	<u>24.4</u>
Es	Ma <i>et al.</i> [18]	1,459	87	✓		56.3
	Kim <i>et al.</i> [19]	3,448	72	✓		56.9
	Yeo <i>et al.</i> [20]	3,448	384	✓		<u>45.7</u>
	Proposed Method	5,512	-		✓	<u>42.7</u>
It	Ma <i>et al.</i> [18]	1,459	46	✓		57.4
	Kim <i>et al.</i> [19]	3,448	46	✓		59.7
	Yeo <i>et al.</i> [20]	3,448	152	✓		<u>51.8</u>
	Proposed Method	5,512	-		✓	<u>49.7</u>
Fr	Ma <i>et al.</i> [18]	1,459	100	✓		66.2
	Kim <i>et al.</i> [19]	3,448	85	✓		64.9
	Yeo <i>et al.</i> [20]	3,448	331	✓		<u>58.3</u>
	Proposed Method	5,512	-		✓	<u>55.2</u>
Pt	Ma <i>et al.</i> [18]	1,459	99	✓		61.5
	Kim <i>et al.</i> [19]	3,448	82	✓		58.6
	Yeo <i>et al.</i> [20]	3,448	420	✓		47.9
	Proposed Method	5,512	-		✓	<u>50.6</u>

case, the overall VSR performances are dropped especially for non-English languages. Moreover, we require more training times compared to the proposed method as shown in Table 3. When we do not utilize curriculum learning (*i.e.*, ‘-Curriculum’), the performance dramatically decreases and even shows worse performances than the without pre-training method in some languages. This shows that directly performing the visual speech unit to text translation from scratch is challenging to the model in finding the optimal points. Therefore, the proposed curriculum learning is crucial when learning from the visual speech units. These results also coincide with the previous methods utilizing multi-modal complementary in VSR training [34, 35, 37, 55, 56, 80]. Finally, when we directly perform multilingual VSR with the pre-trained model (*i.e.*, with visual speech units), we cannot achieve satisfactory performances. Therefore, finetuning with the continuous features for a few epochs should be performed to maximize the pre-trained knowledge.

4.3.5. Multilingual Visual Speech Recognition with a Single Model

We validate the effectiveness of the proposed multilingual VSR method by comparing it with 1) the multilingual VSR model and 2) the monolingual VSR model. Since there is no prior work exploring multilingual VSR with a single model, we train AV-HuBERT [37] to perform multilingual VSR and set it as the baseline. Moreover, since the previous non-English VSR methods are language-specific, we compare the performance of our model with multiple monolingual models.

Comparison with multilingual VSR method. Table 6 shows

the performance comparison results of multilingual VSR methods. Both the AV-HuBERT and the proposed method are finetuned on 4,545 hours of multilingual video-text paired data. The proposed method outperforms the AV-HuBERT for all languages except English. In particular, the proposed method demonstrates significantly improved performance for Es, It, Fr, and Pt, with gains of more than 4% WERs. For the high-resource language En, the proposed method achieves similar performance with AV-HuBERT but slightly falls behind, as we have seen in Sec. 4.3.1. Considering multilingualism, the results confirm that the proposed strategy using visual speech units is much more effective in building multilingual VSR models by achieving new state-of-the-art multilingual VSR performances.

Comparison with monolingual VSR method. Here, we compare the proposed multilingual VSR performances with the previous state-of-the-art monolingual VSR methods. Please note that the proposed method utilizes a single trained model across the languages, while different methods utilize multiple language-specific VSR models. The results are shown in Table 7. By comparing the recent state-of-the-art method [20], we outperform it in 3 languages, except Portuguese (Pt). In the English VSR, our method achieves 24.4% WER while the current previous method [39] achieves 20.5% WER. Therefore, the proposed multilingual VSR model achieves the best score in Es, It, and Fr, and the second-best score in En and Pt with a single-trained model. As discussed in [15], multilingual models benefit more from scale than monolingual models. Thus, scaling up the model size may improve the multilingual VSR performances overall. Through the comparisons, we can confirm the effectiveness of the proposed method in multilingual VSR by outperform-

ing and achieving comparable results with the previous language-specific VSR methods.

5. CONCLUSION

This paper proposed a multilingual VSR method using a single model. Specifically, we proposed to use visual speech unit modeling to mitigate the huge computational loads in building massive multilingual visual speech processing models. To this end, we introduced multilingual AV-HuBERT (mAV-HuBERT) trained on audio-visual data of nine languages. With the visual speech units, we can greatly reduce the data size and effectively pre-train the VSR model on large-scale multilingual VSR databases. By analyzing the visual speech unit, we validated it contains linguistic information and enables visual speech modeling using discrete inputs. To complement visual speech information with audio, we proposed curriculum learning by gradually increasing the task difficulty. By finetuning the model on continuous features, we set new state-of-the-art multilingual VSR performances by achieving comparable VSR performances with the previous language-specific VSR models.

5. REFERENCES

- [1] P. Guo *et al.*, “Recent developments on espnet toolkit boosted by conformer,” in *Proc. ICASSP*, IEEE, 2021, pp. 5874–5878.
- [2] K. Shim, J. Choi, and W. Sung, “Understanding the role of self attention for efficient speech recognition,” in *International Conference on Learning Representations*, 2021.
- [3] R. Prabhavalkar *et al.*, “End-to-end speech recognition: A survey,” *arXiv preprint arXiv:2303.03329*, 2023.
- [4] J. Hong *et al.*, “Watch or listen: Robust audio-visual speech recognition with visual corruption modeling and reliability scoring,” in *Proceedings of the IEEE/CVF Conference on Computer Vision and Pattern Recognition*, 2023, pp. 18 783–18 794.
- [5] Y. Wu *et al.*, “Adaspeech 4: Adaptive text to speech in zero-shot scenarios,” in *Proc. Interspeech*, 2022.
- [6] J. Choi, M. Kim, and Y. M. Ro, “Intelligible lip-to-speech synthesis with speech units,” in *Proc. Interspeech*, 2023.
- [7] Z. Zhang *et al.*, “Speak foreign languages with your own voice: Cross-lingual neural codec language modeling,” *arXiv preprint arXiv:2303.03926*, 2023.
- [8] Z. Jiang *et al.*, “Mega-tts: Zero-shot text-to-speech at scale with intrinsic inductive bias,” *arXiv preprint arXiv:2306.03509*, 2023.
- [9] S. Maiti *et al.*, “VoxTlm: Unified decoder-only models for consolidating speech recognition/synthesis and speech/text continuation tasks,” *arXiv preprint arXiv:2309.07937*, 2023.
- [10] H. Inaguma *et al.*, “Multilingual end-to-end speech translation,” in *2019 IEEE Automatic Speech Recognition and Understanding Workshop (ASRU)*, IEEE, 2019, pp. 570–577.
- [11] Y. Jia *et al.*, “Translatotron 2: High-quality direct speech-to-speech translation with voice preservation,” in *International Conference on Machine Learning*, PMLR, 2022, pp. 10 120–10 134.
- [12] A. Lee *et al.*, “Textless speech-to-speech translation on real data,” in *Proceedings of the 2022 Conference of the North American Chapter of the Association for Computational Linguistics: Human Language Technologies*, 2022, pp. 860–872.
- [13] M. Kim *et al.*, “Many-to-many spoken language translation via unified speech and text representation learning with unit-to-unit translation,” *arXiv preprint arXiv:2308.01831*, 2023.
- [14] O. Adams *et al.*, “Massively multilingual adversarial speech recognition,” in *Proceedings of NAACL-HLT*, 2019, pp. 96–108.
- [15] A. Radford *et al.*, “Robust speech recognition via large-scale weak supervision,” in *International Conference on Machine Learning*, PMLR, 2023, pp. 28 492–28 518.
- [16] S. Toshniwal *et al.*, “Multilingual speech recognition with a single end-to-end model,” in *2018 IEEE international conference on acoustics, speech and signal processing (ICASSP)*, IEEE, 2018, pp. 4904–4908.
- [17] F. Lux, J. Koch, and N. T. Vu, “Low-resource multilingual and zero-shot multispeaker tts,” in *Proceedings of the 2nd Conference of the Asia-Pacific Chapter of the Association for Computational Linguistics and the 12th International Joint Conference on Natural Language Processing*, 2022, pp. 741–751.
- [18] P. Ma, S. Petridis, and M. Pantic, “Visual speech recognition for multiple languages in the wild,” *Nature Machine Intelligence*, vol. 4, no. 11, pp. 930–939, 2022.
- [19] M. Kim *et al.*, “Lip reading for low-resource languages by learning and combining general speech knowledge and language-specific knowledge,” in *Proceedings of International Conference on Computer Vision*, 2023.
- [20] J. H. Yeo *et al.*, “Visual speech recognition for low-resource languages with automatic labels from whisper model,” *arXiv preprint arXiv:2309.08535*, 2023.
- [21] M. Kim *et al.*, “Towards practical and efficient image-to-speech captioning with vision-language pre-training and multi-modal tokens,” *arXiv preprint arXiv:2309.08531*, 2023.
- [22] P. Ma, S. Petridis, and M. Pantic, “End-to-end audio-visual speech recognition with conformers,” in *ICASSP 2021-2021 IEEE International Conference on Acoustics, Speech and Signal Processing (ICASSP)*, IEEE, 2021, pp. 7613–7617.
- [23] V. Pratap *et al.*, “MIs: A large-scale multilingual dataset for speech research,” in *Proc. Interspeech*, 2020.
- [24] Y. M. Assael *et al.*, “Lipnet: End-to-end sentence-level lipreading,” *arXiv preprint arXiv:1611.01599*, 2016.
- [25] S. Petridis and M. Pantic, “Deep complementary bottleneck features for visual speech recognition,” in *2016 IEEE International Conference on Acoustics, Speech and Signal Processing (ICASSP)*, IEEE, 2016, pp. 2304–2308.
- [26] J. S. Chung and A. Zisserman, “Lip reading in profile,” in *British Machine Vision Conference, 2017*, British Machine Vision Association and Society for Pattern Recognition, 2017.
- [27] P. Ma *et al.*, “Towards practical lipreading with distilled and efficient models,” in *ICASSP 2021-2021 IEEE International Conference on Acoustics, Speech and Signal Processing (ICASSP)*, IEEE, 2021, pp. 7608–7612.
- [28] P. Ma *et al.*, “Training strategies for improved lip-reading,” in *ICASSP 2022-2022 IEEE International Conference on Acoustics, Speech and Signal Processing (ICASSP)*, IEEE, 2022, pp. 8472–8476.
- [29] K. Lakhota *et al.*, “On generative spoken language modeling from raw audio,” *Transactions of the Association for Computational Linguistics*, vol. 9, pp. 1336–1354, 2021.
- [30] A. Baevski *et al.*, “Wav2vec 2.0: A framework for self-supervised learning of speech representations,” *Advances in neural information processing systems*, vol. 33, pp. 12 449–12 460, 2020.
- [31] W.-N. Hsu *et al.*, “Hubert: Self-supervised speech representation learning by masked prediction of hidden units,” *IEEE/ACM Transactions on Audio, Speech, and Language Processing*, vol. 29, pp. 3451–3460, 2021.
- [32] A. Sichert and Y. Adi, “Analysing discrete self supervised speech representation for spoken language modeling,” in *ICASSP 2023-2023 IEEE International Conference on Acoustics, Speech and Signal Processing (ICASSP)*, IEEE, 2023, pp. 1–5.
- [33] X. Chang *et al.*, “Exploration of efficient end-to-end asr using discretized input from self-supervised learning,” in *Proc. Interspeech*, 2023.

- [34] Y. Zhao *et al.*, “Hearing lips: Improving lip reading by distilling speech recognizers,” in *Proceedings of the AAAI Conference on Artificial Intelligence*, vol. 34, 2020, pp. 6917–6924.
- [35] S. Ren *et al.*, “Learning from the master: Distilling cross-modal advanced knowledge for lip reading,” in *Proceedings of the IEEE/CVF Conference on Computer Vision and Pattern Recognition*, 2021, pp. 13 325–13 333.
- [36] M. Kim *et al.*, “Cromm-vs-r: Cross-modal memory augmented visual speech recognition,” *IEEE Transactions on Multimedia*, vol. 24, pp. 4342–4355, 2021.
- [37] B. Shi *et al.*, “Learning audio-visual speech representation by masked multimodal cluster prediction,” in *International Conference on Learning Representations*, 2021.
- [38] A. Haliassos *et al.*, “Jointly learning visual and auditory speech representations from raw data,” in *The Eleventh International Conference on Learning Representations*, 2022.
- [39] P. Ma *et al.*, “Auto-avsr: Audio-visual speech recognition with automatic labels,” in *ICASSP 2023-2023 IEEE International Conference on Acoustics, Speech and Signal Processing (ICASSP)*, IEEE, 2023, pp. 1–5.
- [40] J. S. Chung and A. Zisserman, “Lip reading in the wild,” in *Computer Vision—ACCV 2016: 13th Asian Conference on Computer Vision, Taipei, Taiwan, November 20–24, 2016, Revised Selected Papers, Part II 13*, Springer, 2017, pp. 87–103.
- [41] T. Stafylakis and G. Tzimiropoulos, “Combining residual networks with lstms for lipreading,” in *Proc. Interspeech*, 2017.
- [42] S. Petridis, Z. Li, and M. Pantic, “End-to-end visual speech recognition with lstms,” in *2017 IEEE international conference on acoustics, speech and signal processing (ICASSP)*, IEEE, 2017, pp. 2592–2596.
- [43] S. Petridis *et al.*, “End-to-end audiovisual speech recognition,” in *2018 IEEE international conference on acoustics, speech and signal processing (ICASSP)*, IEEE, 2018, pp. 6548–6552.
- [44] K. He *et al.*, “Deep residual learning for image recognition,” in *Proceedings of the IEEE conference on computer vision and pattern recognition*, 2016, pp. 770–778.
- [45] J. Chung *et al.*, “Empirical evaluation of gated recurrent neural networks on sequence modeling,” in *NIPS 2014 Workshop on Deep Learning, December 2014*, 2014.
- [46] S. Hochreiter and J. Schmidhuber, “Long short-term memory,” *Neural computation*, vol. 9, no. 8, pp. 1735–1780, 1997.
- [47] J. S. Chung *et al.*, “Lip reading sentences in the wild,” in *2017 IEEE Conference on Computer Vision and Pattern Recognition (CVPR)*, IEEE, 2017.
- [48] T. Afouras, J. S. Chung, and A. Zisserman, “Lrs3-ted: A large-scale dataset for visual speech recognition,” *arXiv preprint arXiv:1809.00496*, 2018.
- [49] A. Vaswani *et al.*, “Attention is all you need,” *Advances in neural information processing systems*, vol. 30, 2017.
- [50] T. Afouras *et al.*, “Deep audio-visual speech recognition,” *IEEE transactions on pattern analysis and machine intelligence*, vol. 44, no. 12, pp. 8717–8727, 2018.
- [51] S. Watanabe *et al.*, “Hybrid ctc/attention architecture for end-to-end speech recognition,” *IEEE Journal of Selected Topics in Signal Processing*, vol. 11, no. 8, pp. 1240–1253, 2017.
- [52] S. Petridis *et al.*, “Audio-visual speech recognition with a hybrid ctc/attention architecture,” in *2018 IEEE Spoken Language Technology Workshop (SLT)*, IEEE, 2018, pp. 513–520.
- [53] K. Prajwal, T. Afouras, and A. Zisserman, “Sub-word level lip reading with visual attention,” in *Proceedings of the IEEE/CVF conference on Computer Vision and Pattern Recognition*, 2022, pp. 5162–5172.
- [54] O. Chang *et al.*, “Conformers are all you need for visual speech recognition,” *arXiv preprint arXiv:2302.10915*, 2023.
- [55] T. Afouras, J. S. Chung, and A. Zisserman, “Asr is all you need: Cross-modal distillation for lip reading,” in *ICASSP 2020-2020 IEEE International Conference on Acoustics, Speech and Signal Processing (ICASSP)*, IEEE, 2020, pp. 2143–2147.
- [56] M. Kim, J. H. Yeo, and Y. M. Ro, “Distinguishing homophenes using multi-head visual-audio memory for lip reading,” in *Proceedings of the AAAI Conference on Artificial Intelligence*, vol. 36, 2022, pp. 1174–1182.
- [57] J. H. Yeo, M. Kim, and Y. M. Ro, “Multi-temporal lip-audio memory for visual speech recognition,” in *ICASSP 2023-2023 IEEE International Conference on Acoustics, Speech and Signal Processing (ICASSP)*, IEEE, 2023, pp. 1–5.
- [58] G. Hinton, O. Vinyals, and J. Dean, “Distilling the knowledge in a neural network,” *arXiv preprint arXiv:1503.02531*, 2015.
- [59] J. Weston, S. Chopra, and A. Bordes, “Memory networks,” in *3rd International Conference on Learning Representations, ICLR 2015*, 2015.
- [60] M. Luo *et al.*, “Synchronous bidirectional learning for multilingual lip reading,” in *British Machine Vision Conference*, 2020.
- [61] A. Zinonos *et al.*, “Learning cross-lingual visual speech representations,” in *ICASSP 2023-2023 IEEE International Conference on Acoustics, Speech and Signal Processing (ICASSP)*, IEEE, 2023, pp. 1–5.
- [62] S. Chen *et al.*, “Wavlm: Large-scale self-supervised pre-training for full stack speech processing,” *IEEE Journal of Selected Topics in Signal Processing*, vol. 16, no. 6, pp. 1505–1518, 2022.
- [63] A. Polyak *et al.*, “Speech resynthesis from discrete disentangled self-supervised representations,” in *Proc. Interspeech*, 2021.
- [64] R. Huang *et al.*, “Transpeech: Speech-to-speech translation with bilateral perturbation,” in *The Eleventh International Conference on Learning Representations*, 2022.
- [65] S. Popuri *et al.*, “Enhanced direct speech-to-speech translation using self-supervised pre-training and data augmentation,” in *Proc. Interspeech*, 2022.
- [66] T. A. Nguyen *et al.*, “Generative spoken dialogue language modeling,” *Transactions of the Association for Computational Linguistics*, vol. 11, pp. 250–266, 2023.
- [67] S. Park *et al.*, “Seit: Storage-efficient vision training with tokens using 1% of pixel storage,” in *Proc. International Conference on Computer Vision*, 2023.
- [68] J. S. Chung, A. Nagrani, and A. Zisserman, “Voxceleb2: Deep speaker recognition,” *Proc. Interspeech*, pp. 1086–1090, 2018.
- [69] A. Ephrat *et al.*, “Looking to listen at the cocktail party: A speaker-independent audio-visual model for speech separation,” *ACM Transactions on Graphics (TOG)*, vol. 37, no. 4, pp. 1–11, 2018.
- [70] Y. A. D. Djilali *et al.*, “Lip2vec: Efficient and robust visual speech recognition via latent-to-latent visual to audio representation mapping,” *arXiv preprint arXiv:2308.06112*, 2023.
- [71] A. Conneau and G. Lample, “Cross-lingual language model pretraining,” *Advances in neural information processing systems*, vol. 32, 2019.
- [72] S. Elizabeth *et al.*, “The multilingual tedx corpus for speech recognition and translation,” in *Proc. Interspeech*, 2021, pp. 3655–3659.
- [73] J.-w. Jung *et al.*, “Large-scale learning of generalised representations for speaker recognition,” *arXiv preprint arXiv:2210.10985*, 2022.
- [74] J. Deng *et al.*, “Retinaface: Single-shot multi-level face localisation in the wild,” in *Proceedings of the IEEE/CVF conference on computer vision and pattern recognition*, 2020, pp. 5203–5212.
- [75] T. Kudo and J. Richardson, “Sentencepiece: A simple and language independent subword tokenizer and detokenizer for neural text processing,” *arXiv preprint arXiv:1808.06226*, 2018.

- [76] D. P. Kingma and J. Ba, "Adam: A method for stochastic optimization," in *International Conference on Learning Representations*, 2015.
- [77] A. Conneau *et al.*, "Unsupervised cross-lingual representation learning at scale," in *Proceedings of the 58th Annual Meeting of the Association for Computational Linguistics*, 2020, pp. 8440–8451.
- [78] J. Pfeiffer *et al.*, "Lifting the curse of multilinguality by pre-training modular transformers," in *Proceedings of the 2022 Conference of the North American Chapter of the Association for Computational Linguistics: Human Language Technologies*, 2022, pp. 3479–3495.
- [79] Q. Zhu *et al.*, "Vatlm: Visual-audio-text pre-training with unified masked prediction for speech representation learning," *IEEE Transactions on Multimedia*, 2023.
- [80] J. H. Yeo *et al.*, "Akvsr: Audio knowledge empowered visual speech recognition by compressing audio knowledge of a pretrained model," *IEEE Transactions on Multimedia*, pp. 1–13, 2024.
- [81] B. Desplanques, J. Thienpondt, and K. Demuynck, "Ecapa-tdnn: Emphasized channel attention, propagation and aggregation in tdnn based speaker verification," in *Proc. Interspeech*, International Speech Communication Association (ISCA), 2020, pp. 3830–3834.

A. APPENDIX

A.1. Visualization of Speech Units

Fig. 5 shows the visualization of all 1,000 units of both the audio speech units and the visual speech units. In visual speech units, more units are classified as vowels while audio speech units have more distinct phonemes. As we discussed before, the ambiguity of lip movements is reflected in the figure.

A.2. Dataset Statistics for Each Language

The dataset statistics for each language are shown in Table 8. Please note that there are only 181,034 non-English human-labeled videos (*i.e.*, mTEDx). Therefore, we increase the quantity of labeled data by utilizing the automatic labels proposed by [20, 39]. With this, we can construct 2,014,212 multilingual video-text paired data. The number of these automatic labels can be found in the ‘Auto-labeled # of Video’ column in the table.

Table 8. Statistics of datasets used in this work including automatic labels.

Language	Dataset	Human-labeled # of Video	Auto-labeled # of Video	Hours	Total Hours
En	LRS2	142,157	-	223	3,481
	LRS3	150,498	-	433	
	VoxCeleb2	-	628,418	1,326	
	AVSpeech	-	837,044	1,499	
Es	mTEDx	44,532	-	72	384
	VoxCeleb2	-	22,682	42	
	AVSpeech	-	151,173	270	
It	mTEDx	26,018	-	46	152
	VoxCeleb2	-	19,261	38	
	AVSpeech	-	38,227	68	
Fr	mTEDx	58,426	-	85	331
	VoxCeleb2	-	66,943	124	
	AVSpeech	-	69,020	122	
Pt	mTEDx	52,058	-	82	420
	VoxCeleb2	-	4,843	9	
	AVSpeech	-	176,601	329	
De	VoxCeleb2	-	-	190	333
	AVSpeech	-	-	143	
Ru	VoxCeleb2	-	-	2	288
	AVSpeech	-	-	286	
Ar	VoxCeleb2	-	-	7	114
	AVSpeech	-	-	107	
El	VoxCeleb2	-	-	1	9
	AVSpeech	-	-	8	

A.3. Detailed Training Setup

We provide the detailed training setup used for experiments in Table 9. For pre-training mAV-HuBERT, we use a polynomial decay Learning Rate (LR) scheduler, batch size of 1,000 frames for each GPU, and train steps of 350k. For pre-training with the visual speech unit, we use 3,000 frames per GPU even though we can increase it to 6,000 frames. During finetuning, the pre-trained encoder is frozen for 10k steps and 7.2k steps for multilingual finetuning.

Table 9. Details of hyperparameters used in training.


	Pre-training (mAV-HuBERT)	Pre-training (Visual speech unit to text)	Fine-tuning (Multilingual)
# of epochs	40	11	8
# of steps	350,000	60,000	120,000
# of frozen steps	-	-	10,000
# of GPUs	64	32	32
Max frames / batch	1000	3000	1000
LR scheduler	polynomial decay	tri-stage	tri-stage
warmup updates	48,000	15,000	15,000
peak learning rate	2e-3	1e-3	4e-4
Adam (β_1, β_2)	(0.9, 0.98)	(0.9, 0.98)	(0.9, 0.98)

A.4. Detailed Speaker Verification Setup

We utilize a pre-trained speaker recognition model of [81] and train the model with different inputs. To match the input size with the model, we use one additional embedding layer for both audio speech units and visual speech units. When we use the speech features from mAV-HuBERT, we utilize one additional linear layer for both audio speech features and visual speech features. For training, we utilize data less than 20 seconds in VoxCeleb2 [68] dev set. The speaker verification is performed on the test data of VoxCeleb2 having less than 20 seconds, where each test sample is assigned one positive sample and one negative sample. Therefore, 27,816 positive pairs and negative pairs are utilized respectively, thus random prediction yields 50% EER.

A.5. Examples of Predicted Sentences

We show some examples of predicted transcriptions by the proposed multilingual VSR model and ground-truth transcriptions in Fig. 6. For each language, we show two examples. The red-colored words indicate the deletion error and the blue-colored words indicate the wrong prediction (*i.e.*, insertion or substitution)



(a) Audio Speech Unit

(b) Visual Speech Unit

Fig. 5. Visualization of speech units. Each boundary represents a single unit and the same color represents the same phoneme or phoneme family. (a) Audio speech unit. (b) Visual speech unit.

English (En)	Ground Truth:	the choices don't make sense because it's the wrong question
	Prediction:	choices don't make sense because it's the wrong question
	Ground Truth:	this is not a statement on malnutrition or anything else
	Prediction:	this is not a statement on malnutrition or anything
Spanish (Es)	Ground Truth:	si os digo la verdad hasta hace poco no me había hecho esa pregunta
	Prediction:	yo sigo la verdad que hasta hace pocos me había hecho esa pregunta
	Ground Truth:	los papelitos oficiales están a la venta desde ahora corran que se acaban
	Prediction:	los preparatos oficiales están en la venta desde ahora corren que sacaban
Italian (It)	Ground Truth:	ed è molto diversa dalle precedenti per almeno cinque motivi
	Prediction:	era molto diversa dalle precedenti perché erano cinque motivi
	Ground Truth:	ora andiamo nella parrocchia di quartiere a corso francia
	Prediction:	ora andiamo nella persona di quel diritto su francia
French (Fr)	Ground Truth:	et je vais vous en citer trois mais il y en a énormément
	Prediction:	et je vais vous enregistrer trois milieux énorméments
	Ground Truth:	ça cest le maître mot de lévolution et des espèces qui veulent survivre
	Prediction:	ça cest de mettre le bonheur de lévolution des espèces qui veulent survivre
Portuguese (Pt)	Ground Truth:	e na puberdade a gente usa muito o método científico
	Prediction:	e nesse momento a gente usa muito mais um científico
	Ground Truth:	se um dia tu pudesse conhecer alguma pessoa quem seria essa pessoa
	Prediction:	se o jeito pudesse conhecer alguma pessoa crescer nessa pessoa

Fig. 6. Example sentences predicted from the single proposed multilingual VSR model on LRS3 and mTEDx test set. The Red and Blue indicate deletion and wrong predicted words, respectively.