
RESOLVING REGULAR POLYSEMY IN NAMED ENTITIES

Shu-Kai Hsieh, Yu-Hsiang Tseng, Hsin-Yu Chou, Ching-Wen Yang, Yu-Yun Chang

Graduate Institute of Linguistics

National Taiwan University

Taipei

shukaihsieh@ntu.edu.tw

ABSTRACT

Word sense disambiguation primarily addresses the lexical ambiguity of common words based on a predefined sense inventory. Conversely, proper names are usually considered to denote an ad-hoc real-world referent. Once the reference is decided, the ambiguity is purportedly resolved. However, proper names also exhibit ambiguities through *appellativization*, i.e., they act like common words and may denote different aspects of their referents. We proposed to address the ambiguities of proper names through the light of regular polysemy, which we formalized as dot objects. This paper introduces a combined word sense disambiguation (WSD) model for disambiguating common words against Chinese Wordnet (CWN) and proper names as dot objects. The model leverages the flexibility of a gloss-based model architecture, which takes advantage of the glosses and example sentences of CWN. We show that the model achieves competitive results on both common and proper nouns, even on a relatively sparse sense dataset. Aside from being a performant WSD tool, the model further facilitates the future development of the lexical resource.

Keywords Word sense disambiguation · Regular polysemy · Named entity · Chinese WordNet

1 Introduction

Automatic resolution of word sense in running texts has been a long-term pursuit of the NLP community (Agirre and Edmonds, 2006; Navigli, 2009). The resolution task, Word Sense Disambiguation (WSD), is to identify the most appropriate word sense given a sentential context. The WSD task is commonly tackled by two approaches: knowledge-based methods and supervised models (Bevilacqua et al., 2021). Knowledge-based WSD relies on a lexical knowledge base, from which a semantic graph or collocation information is derived, and algorithms are applied to identify the sense that best disambiguates the word. While the knowledge-based method is more flexible as no manually sense-labeled dataset is required, it requires a rich lexical knowledge base in the target language (Scarlini et al., 2020a; Agirre et al., 2014). By contrast, the supervised model is trained on sense-labeled corpora and leverages machine learning algorithms, especially the recent deep learning language models. (Scarlini et al., 2020b)

With the advance in technological development in NLP, recent computational semantic studies have witnessed the paradigm shift to the *representation learning* (Liu et al., 2020), and the development of WSD is no exception. Representation learning has emerged as an alternative unsupervised approach to feature extraction with the continued success of deep learning. In the paradigm of *representation learning*, features are extracted from unlabeled data by training a neural network on a secondary, supervised task. For example, Google’s word2vec and its Facebook improvement FastText rose to the prominent application of representation learning for symbolic data from the large-scaled textual content in NLP (Mikolov et al., 2013; Bojanowski et al., 2017).

It is worth noting that in the distributional semantic models (Ferrone and Zanzotto, 2020), the representation unit is the orthographic (lemma) form, i.e., one word form corresponds to one distributional representation. However, this *type-based* approach ‘requires explicit composition rules in order to express meaning in context, thus it is intrinsically inapt for the modelling of polysemous words and of polysemysation processes’ (quoted from Giulianelli et al., 2020).

Thanks to the latest advances in neural network architectures, context-dependent word features can be embedded into language modeling, e.g., ELMo (Peters et al., 2018), GPT (Radford et al., 2019), and BERT (Devlin et al., 2019),

among which BERT was shown to achieve the SOTA performance on various downstream tasks. One of its novelties lies in self-supervised training tasks. Specifically, masked language modeling allows the model to ‘fuse’ both left and right contexts; the next sentence prediction task enables the model to capture the relations between sentences.

In this context, (Levine et al., 2019) further proposes a word sense-informed model called SenseBERT to boost the semantic awareness of the existing model. This model is pre-trained to predict the WordNet supersenses, significantly improving lexical understanding, as demonstrated by experimenting on the SemEval WSD task. Loureiro and Jorge (2019) also constructs word sense embeddings using WordNet’s graph to enhance coverage. These findings corroborated our previous exploratory analysis that the sense-aware computational model could be obtained by harnessing external *linguistic knowledge source* with little human annotation or weak supervision.

It is interesting to note that the WSD task primarily focuses on disambiguating common words, while the disambiguation of *proper nouns* is conventionally configured as another independent module comprised of Named Entity Recognition (NER) and Entity Linking (EL) (Moro et al., 2014) (or Named Entity Disambiguation (NED) in general). In terms of NLP task specification, Named Entities are defined as real-world objects that can be denoted by a proper noun which is associated with an entity type such as Person, Product, and Place. A *mention* is a span of text that refers to a named entity in a given text. A mention is often ambiguous because it can refer to different entities, and thus the whole processing involves three subprocesses: identification of these units, categorization of their entity types according to predefined taxonomy, and linking disambiguation which allows to resolve the reference (Nouvel et al., 2016).

On the surface, WSD and NED are similar but can be distinguished from at least two aspects. First, WSD and NED have different *sense inventories*. WSD often requires a dictionary or WordNet-like lexical resources, and NED relies on an encyclopedia or other knowledge resource to which the proper nouns are resolved. Secondly, proper nouns to be disambiguated are not necessarily complete *mentions*; by contrast, a to-be-disambiguated word is always a fully specified word form (Chang et al., 2016). However, despite these differences, the two tasks are very similar; i.e., they disambiguate words against a reference inventory given their surrounding contexts.

Linguistically, the distinction between common and proper nouns is not always clear-cut. A proper noun is assigned to an *ad hoc* referent in an *ad hoc* name-giving act, resulting in a ‘proper name’ (Langendonck, 2008). The proper name does not have a lexical meaning or conceptual meaning, i.e., ‘the qualities that the referent must possess to be able to be designated by the word in question’ (Peterson, 1989). The definition seemingly assigns a monoreferential status to proper names, which leaves no ambiguities upon entity linking. However, proper names could be *appellativized* and used as a common word. The appellativization could be done by introducing the indefinite article and adding restrictive modifiers. For example, *I would like to possess a Van Gogh*. The *Van Gogh* is a proper name but is used to indicate the painting by Van Gogh.

Appellativization reveals a crucial aspect of lexical ambiguity. The *Van Gogh* in the example still pertains to the 19-century Dutch artist, to which a mention would connect by a competitive entity linking algorithm. However, in this case, the lexical ambiguity persists as there are different aspects or facets (Langacker, 1984; Falkum and Vicente, 2015) of the referent. That is, the mention could denote either the artist or the paintings he painted. Linguistically, the ambiguities can be observed across different proper names, e.g., Mozart, Shakespeare, and Monet. The sense alternations are *regular*, that is, they are instances of *regular polysemy* (Apresjan, 1971; Asher, 2011).

This paper addresses the lexical ambiguity resolution of common and proper nouns in Mandarin Chinese. For the common nouns, we use Chinese Wordnet (CWN) (Huang et al., 2010) as the sense inventory. The CWN is a Chinese lexical semantic resource following the principles of English WordNet (i.e., the Princeton WordNet) but independently compiles the sense inventory and creates sense relations by lexicographers from scratch. CWN’s database currently have 11,773 lemmas, 29,384 senses, 94,514 example sentences, and 59,993 semantic relations. Common nouns will be disambiguated based on the CWN sense inventory. On the other hand, the ambiguities of proper nouns are modeled as regular polysemy. We first collect the example sentences from a social media corpus and categorize the polysemous phenomena into seven different types of regular polysemy (dotted types in (Pustejovsky, 1995)). We then manually sense-labeled the common and proper nouns against their respective sense inventory and trained a unified supervised model for both types of nouns.

The remainder of this paper is organized as follows. Section 2 gives a review of related works on regular polysemy. Section 3 introduces our dataset for word sense disambiguation and regular polysemy of proper nouns. In Section 4, we build and experiment on a unified model which disambiguates common and proper nouns simultaneously; the experiment results and observations are also discussed. Finally, Section 5 describes future works and concludes the paper.

2 Related Works

Modeling lexical semantics has been central to much recent work on computational semantics. One line of such research is centered on the treatment of polysemous behavior. The concept of polysemy should first be distinguished from that of monosemy and homonymy. While monosemy simply describes a lexical word having one clear denotation, homonymy displays an external coincidence where two or more unrelated meanings correspond to an identical form. A polysemous word, on the other hand, requires each meaning to be related to at least one other meaning (Apresjan, 1971; Falkum and Vicente, 2015). While the WSD task primarily focused on the sense enumeration model of polysemy, regular polysemy provides another perspective on sense alternation (Boleda et al., 2012). We first review the literature on regular polysemy and how they are modeled in computational linguistics.

2.1 Regular polysemy in sense alternations

Polysemy is regular if there are systematic sense alternations shared across a set of polysemous words. Specifically, Apresjan (1971) defines regular polysemy as follows:

Polysemy of the word A with the meanings a_i and a_j is called regular if, in the given language, there exists at least one another word B with the meanings b_i and b_j , which are semantically distinguished from each other in exactly the same way as a_i and a_j and if a_i and b_i , a_j and b_j are nonsynonymous.

The systematicity in polysemous words is also studied under different names, such as logical polysemy (Asher, 2011; Bekki and Asher, 2013), complementary polysemy, logical metonymy (Pustejovsky, 1995), or inherent polysemy (Vicente, 2021), each with distinct but closely-related theoretic considerations. For example, Pustejovsky (1995) addresses complementary polysemy in broader contexts, arguing that it refers to two types of sense complementarity: one changes lexical category as its meaning alters, while the other preserves the lexical category. The former has examples such as *farm* (with a verbal sense and a nominal sense), while the later is termed *logical polysemy*, defined as ‘a complementary ambiguity where there is no change in lexical category, and the multiple senses of the word have overlapping, dependent or shared meaning’ (p. 28). Some classic examples of logical polysemy in English include *animal.meat* (e.g., *The chicken runs fast; The chicken is delicious.*), *producer.product* (*Tesla has released its financial report; I drive a Tesla*), and *physical.information* (*The book is heavy; The book is interesting*).

Linguistic tests are proposed to test whether the word in question is a logical polysemy. The underlying rationale is that the different senses of a regular polysemous word could be grammatically connected with a conjunction, and could be referred to with an anaphoric pronoun. Consider the two examples below (Falkum and Vicente, 2015):

1. Lunch was *delicious* but *took forever*.
2. The book is *boring*. Put it on the top shelf.

Example (1) passes the linguistic test of conjunction, as the two predicates are connected by the conjunction *and* within one sentence, with *delicious* pointing to the physical, edible food and *took forever* denoting the event of having lunch. On the other hand, (2) passes the anaphoric-binding test since its first sentence triggers the *information* sense of *book*, and the second sentence successfully uses an anaphoric pronoun to refer to its *physical* sense. Pustejovsky (1995) proposes to call this kind of typing distinction dot-object, where simultaneous predications select two different senses of the polysemous word in one single sentence. That is, the dotted-type of the logical polysemy, *book*, is *information.physical*.

However, not all dotted-typed polysemous words pass linguistic tests. Some polysemous words follow Apresjan (1971)’s definition but fail the conjunction test, such as (Nunberg, 1979; Copestake and Briscoe, 1995):

1. The ham sandwich wants a coke.
2. The french fries is getting impatient.
3. *The ham sandwich wants a coke and has gone stale.

Both *ham sandwich* and *french fries* are *food.customer* dot objects, but they cannot pass the linguistic test (3). Asher (2011) argues that logical polysemy should be distinguished from a broader concept of regular polysemy: the former could pass the co-predication and anaphoric binding tests, while the later may not robustly do so. Logical polysemy and the regular polysemy in general are argued to signify different linguistic considerations and ontological commitments (Arapinis and Vieu, 2015; Vicente, 2021). Here, however, we follow the general definition of Apresjan (1971) for regular polysemy, and used dot-type (Pustejovsky, 1995) as notations to represent different polysemous types.

The dot object captures the regularly polysemous behavior of both common and proper nouns. Indeed, Many of the dot types studied in the literature are particularly pertinent to proper names. Specifically, Beethoven and Shakespeare are instances of `author.work-of-art` dot object; Honda and New York Times are `producer.product`, London, Brazil are `region.people.institution` (Pustejovsky, 1995). Namely, the proper names exhibit the polysemous phenomena in language use, even though they are conventionally considered denoting to an *ad hoc* external referent in the real world. The multiple meanings of proper names may be introduced from the name bearer associatively or from the category it belongs to. Particularly, the proper names could be *appellativized* and act like a more complex common noun (appellative). The examples below show how proper names could act like common nouns (Langendonck, 2008; Vicente, 2021).

1. New York kicked the mayor out of office.
2. Brecht was a communist but is still represented in many theatres in the world.
3. There we are, him as L.A. as a person could get.

Addressing the proper names' polysemous behaviors in light of dot objects is especially pertinent. As regular polysemy could be systematically described with a relatively small set of dot objects, one would not need to enumerate all potential senses of proper names. However, the issue is how to computationally model regular polysemy. Past studies have attempted different approaches, including employing decision trees and ensemble classifiers on linguistic feature sets, word embeddings, sense embeddings, or a complete distributional model for logical polysemy (Boleda et al., 2012; Del Tredici and Bel, 2015; Lopukhina and Lopukhin, 2016; Chersoni et al., 2017). Each model captures essential aspects of regular polysemy; nevertheless, few of them directly address the lexical ambiguity resolution, especially one of the proper names. On the other hand, models of disambiguating common words, i.e., the WSD task, are less focused on the regular polysemy and dot objects. One possible reason is that the lexical ambiguities of common words are primarily homonymy and irregular polysemy. Consequently, an enumerated approach is preferred, which results in different tasks and models. However, the recent development of contextualized language model shows a possible convergence of computational approaches between disambiguating against a sense enumerated inventory and the regular polysemy described by dot object (Haber and Poesio, 2021; Bevilacqua et al., 2021).

2.2 Word sense disambiguation

Word sense disambiguation is the NLP task that resolves lexical ambiguities in running texts. In contrast to regular polysemy having systematic sense alternation across lemmas, other polysemy or even homonymy are often *irregular* or *accidental polysemy*, in which 'the semantic distinction between a_i and a_j is not exemplified in any other word of the given language' (Apresjan, 1971; Falkum and Vicente, 2015). That is, there are no systematic relationships among multiple senses that can be described by dot objects. The most straightforward way to represent such sense alterations is to assume that there is a (linguistic or psychological) sense inventory listing all possible senses of a word. Disambiguating the polysemy or homonymy is then identifying the best lexical sense entry given the context from the sense inventory. Although the enumerated approach is not without dispute from the theoretical ground (Sandra, 1998; Khalilia et al., 2021), WSD models have rapidly evolved and achieved performance comparable to human raters in the past decade (Raganato et al., 2017; Maru et al., 2022).

There are at least two common approaches to building a WSD model: a knowledge-based approach and a supervised approach. The knowledge-based approach leverages the existing large-scale knowledge resources to infer the word senses in the context. The lexical resources (e.g., WordNet, ontologies, collocations) not only serve as a sense inventory but additionally provide the relationships among senses from which the algorithm could deduce the word senses (Bevilacqua et al., 2021; Navigli, 2009). For example, the classic Lesk algorithm (Lesk, 1986) uses the collocation to compute the *gloss overlap*; specifically, the model calculates the number of shared words for each pair of the sense gloss and the word in context. The sense whose gloss shares the most context words is picked by Lesk algorithm to be the correct sense. There are other algorithms that take advantage of path similarity, which measures the semantic similarity among the senses (Rada et al., 1989; Agirre and Rigau, 1996; Jiang and Conrath, 1997; Leacock and Chodorow, 1998). The underlying idea is that the correct assignment of senses have the highest semantic similarities. The same idea also applies to the discourse level. The relationships between the words in the text become a *lexical chain*, in which the semantic similarities are evaluated by their path similarities and the number of relationship *turns* (e.g., from hyponymy to hypernymy) in the chain (Hirst et al., 1998; Galley and McKeown, 2003). Furthermore, some algorithm exploits the full sense graph structure comprising all senses of the context words. The centrality measures are computed for each sense node in the graph, and the most relevant nodes are selected as the correct sense assignment (Mihalcea et al., 2004; Agirre et al., 2014).

On the other hand, the supervised approach induces a classifier from the sense-annotated dataset. The annotated text is transformed into an input feature vector, from which the classifier learns to assign the correct sense or the class label.

Traditionally, the feature vector comes from the preprocessing stages of the NLP pipeline, e.g., tokenization, POS tagging, chunking, and syntactic parsing (Manning et al., 2014). Then, a classifier is built to map these feature vectors into the correct sense labels with machine learning algorithms (e.g., SVM, ensemble method, neural network) (Zhong and Ng, 2010; Navigli, 2009). The landscape of WSD models changes significantly after the introduction of word embeddings and contextualized language models. The word embeddings are distributional semantic representations directly learned from the syntagmatic textual context from unlabeled corpus (Mikolov et al., 2013; Pennington et al., 2014; Collobert and Weston, 2008). Feature-based WSD model was found to have significant performance improvement when augmented with word embedding features (Iacobacci et al., 2016; Raganato et al., 2017). Moreover, the contextualized embeddings extracted from BERT or ELMo (Devlin et al., 2019; Peters et al., 2018) show even more significant improvement over the word embeddings counterparts. Importantly, even without explicitly updating model parameters for WSD task, the correct sense assignment can be identified through the *1-nn vector-based methods* (Peters et al., 2018). That is, the sense having the most similar contextualized embedding with the target word’s embeddings is the predicted sense. Different models differ in how they leverage external resources to create high-quality latent representations, either exploiting semantic relations from lexical resources (Loureiro and Jorge, 2019; Wang and Wang, 2020) or extracting usage examples from encyclopedia resources (Scarlini et al., 2020b,a).

Another supervised approach to WSD is to exploit gloss information (Blevins and Zettlemoyer, 2020). GlossBERT (Huang et al., 2019) formulates the WSD problem into a sequence classification task, in which each target word’s sense corresponds to one sequence, which is composed of the target’s *context* and the sense’s *gloss*. The *context* is further augmented by a *weak supervision* signal, which in implementation is a pair of quotation mark around the target word. The model is then fine-tuned to map the contextualized embeddings of the sentence token ([CLS] token) into probabilities of binary responses (*correct* or *incorrect* sequence). In testing, the sequence with the highest *correct* probability is predicted to be the sense of the target word. While GlossBERT attains competitive results, the sequence classification approach is less computationally efficient than the 1-nn vector-based method, since each sense generates a sequence the model has to decode. Another model, ESCHER (Barba et al., 2021), further optimizes the gloss-based idea and reformulates WSD into a span extraction problem. In ESCHER, all candidate senses’ glosses are concatenated into a sequence, and the model is trained to find the gloss span best matches the target word’s sense. That means the model only needs to decode one sequence for each target word, though at the cost of a longer sequence length.

The current state-of-the-art WSD models have achieved over 80% F1 scores on the standard test datasets, which is close to human performance, as indicated by the inter-annotator agreements among raters. Although issues are raised on what the F1 scores reflect in WSD tasks and how the models might tend to bias toward the senses in training set (Palmer et al., 2006; Maru et al., 2022), the success of contextualized embeddings and gloss-based approach shed light on the nature of the WSD task. Specifically, the underlying linguistic phenomena of the WSD task is polysemy or homonymy, and these models show us the embeddings from contextualized language models could be used to better identify the word senses in running texts (Loureiro and Jorge, 2019; Haber and Poesio, 2021). Importantly, it hints that the WSD model might be not only a downstream application of a given sense inventory but also a tool helping create a better lexical resource.

2.3 WSD with Chinese Wordnet

Chinese Wordnet (CWN, Huang et al. 2010) is the Chinese lexical resource for word sense distinctions and semantic relations. Importantly, although CWN tries to follow the principles of PWN (Fellbaum, 1998), the sense distinctions are based on the linguistic usages found in corpora, and a panel of lexicographers manually edits sense glosses and example sentences. This *merge* approach of creating a WordNet (Vossen, 1998), which starts in one language and then aligns with PWN, could better capture nuances in the language and its underlying ontology. For example, one of the primary usages of 仁 *rén*, loosely translated to ‘being able to sympathetically treat others’, is a word rooted in Chinese culture. However, there is no direct equivalent synset in PWN. CWN currently has 11,773 lemmas, 29,384 senses, 94,514 example sentences, and 59,993 semantic relations.

One challenge of CWN is its coverage. Based on a manually-segmented balanced corpus,¹ the overall coverage of CWN is 77%; contrastingly, the coverage of proper nouns is only 46%. The numbers might not be unexpected as the proper nouns are the open-ended class that updates rapidly, reflecting the ever-changing external world. Nevertheless, including these proper nouns in CWN with the conventional sense enumeration approach will be inefficient. Another way to address the sense alternations of proper nouns is to leverage the fact that most of them are regular polysemy, which we can systematically describe with dot objects. That is, we do not have to enumerate the senses of each proper noun, e.g., Van Gogh or Mozart. Instead, we could list them as `artist.work_of_art` dot objects, and their actual use in the running text could be disambiguated with a WSD model.

¹Academia Sinica Balance Corpus from Academia Sinica, Taiwan (Ma et al., 2001)

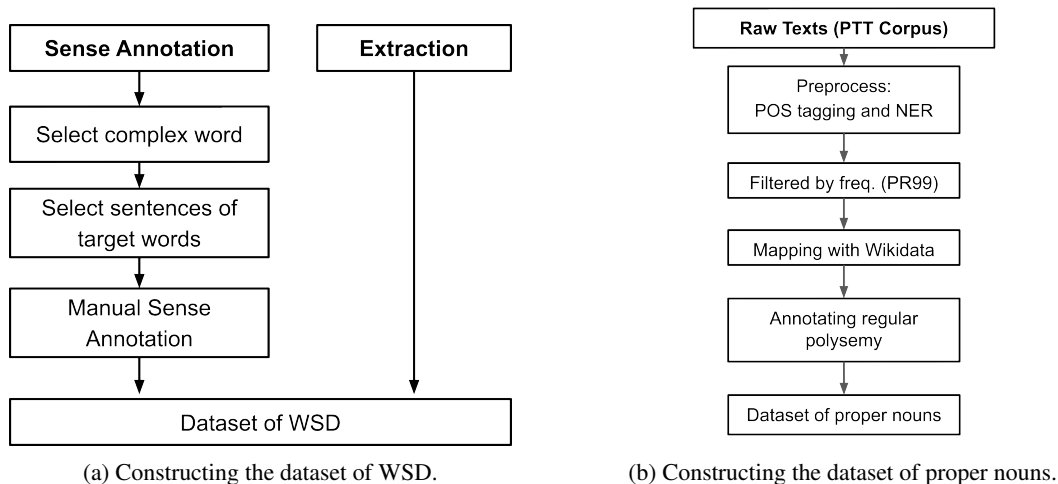


Figure 1: The workflows of constructing the datasets.

Therefore, we task our WSD model with two goals: disambiguate common lexical words against an enumerated sense inventory, i.e., CWN, and resolve proper nouns as dot objects. The developments of WSD models offer us a wide range of model architectures to choose from. However, the architecture in question must satisfy the following criteria: (1) it must be able to disambiguate against a sense inventory or a dot object; (2) as the semantic relations in CWN are still relatively sparse, the model may have to do without the ontological knowledge; (3) there is no large-scale sense-annotated corpus in CWN, the model needs to leverage what the database already includes. These requirements suggest that a pure knowledge-based approach, while linguistically-motivated, might not be applicable for the present task. The 1-nn vector-based approach, while computationally efficient, is not the best one since it is yet to establish the contextualized embeddings of a dot object across different lemmas. By contrast, the gloss-based approach is the most appropriate because it naturally accommodates the enumerated sense and dot object. Furthermore, CWN has already included high quality glosses for each sense. Among the gloss-based approach, we choose GlossBERT (Huang et al., 2019) for its flexibility as our model architecture to disambiguate common lexical words and proper nouns.

3 Annotations and Datasets

To build a WSD model for lexical disambiguation of both common words and proper nouns in Chinese, we compile two datasets: (1) a dataset of WSD and (2) a dataset of proper nouns. The WSD dataset uses the existing CWN sense definitions and example sentences, and includes additional example sentences with manual sense annotations. The WSD dataset follows the conventional sense enumeration approach to describe polysemy. On the other hand, the dataset of proper nouns represents the sense alternations by dot objects. We select proper nouns that are regularly polysemous in the corpus, group them into seven dot objects, and annotate their type classes. The overall procedures of building the datasets are shown in Figure 1.²

3.1 Dataset of WSD and sense annotation

Each example in the WSD dataset includes one sentence containing one target word, along with the word’s annotated sense and the part-of-speech. Part of these examples is extracted directly from the Chinese WordNet. The sense inventory of CWN contains not only the sense distinctions but the example sentences, which we use as disambiguated contexts for given target words.

However, the word senses in CWN are carefully differentiated and result in fine-grained sense distinctions. As such, words with complex lexical semantics often contain more than 20 senses. Although CWN provides example sentences for each of them, the limited number of examples may not fully capture the collocation environments, especially for the fine-grained senses. The problem is particularly relevant when considering the usage aspects of these senses: some senses occur more frequently than others; thus, the sentential context may be underrepresented in the CWN database. Therefore, we collect more examples of these complex and fine-grained senses by manually sense annotations.

²The code and datasets are available at the anonymized Github repo: <https://anonymous.4open.science/r/proper-wsd-3F6F/>

To this end, we define a word with more than 10 senses in CWN as *difficult word*, and identify 113 difficult words as the target words in annotations. Among them, the word with the fewest senses is 人 rén ‘human, people, body, etc.’ (11 senses), and the word with the most senses is 打 dǎ ‘hit, dial, dozen, etc.’ (125 senses). Sentences containing these target words are extracted from Academia Sinica Balanced Corpus (Ma et al., 2001). Next, we exclude the sentences with the following criteria: (1) target words are used as proper nouns, domain terms, transliterations, or embedded in multiword expressions or dialectics; (2) segmentation errors occur in the target words. There are 27,012 sentences selected and annotated. The average length of the annotated sentence is 9.77 words.

Six annotators, who are native Mandarin speakers and major in linguistics or TCSL (Teaching Chinese as Second Language), are recruited for sense annotation. Each annotator is assigned a different set of target words. To help annotators familiarize themselves with the sense distinctions, they are asked to categorize the senses into a *sense tree* before labeling senses. There is no specific rule for sense tree building, but annotators are advised to keep the children’s size of each node fewer than five. A post hoc analysis of annotators’ sense tree shows the average children size of each tree node is 3.47, and the average tree depth is 2.77. Annotators work individually on a web-based annotation interface, which helps them build sense trees, keep track of their work progress, and store the annotation results. Weekly meetings are held to ensure consistent criteria across the annotators.

The annotation dataset contains 28,836 examples. The sense distribution follows the right-skewed pattern commonly observed in corpus data. The most frequently-used senses of each lemma have already accounted for 49% of the examples. Moreover, among the senses of these 113 target words, only 57% of the senses are observed in the sampled sentences. That is, some senses might be rarely seen or only used in specific text genres.

Combining the CWN-extracted and human-annotated entries (Figure 1a), the dataset of WSD comprises 45,784 examples. While this dataset provides sufficient materials for WSD model of common lexical words, we still require the polysemy data for proper nouns. Therefore, we proceed to construct the proper noun dataset.

3.2 Dataset of proper nouns and dot objects

The dataset of proper nouns comprises entries denoting an *ad hoc* external referent while having polysemous behaviors. We consider these proper nouns regular polysemy and systematically describe them using a set of dot objects. Therefore, each entry is composed of a target proper noun, the sentential context in which the target occurs, and its type class given the dot object. Therefore, we first define the seven dot objects relevant in our case, select the proper nouns, and manually annotate the type classes in each sentential context.

3.2.1 Defining dot objects

Seven dot objects used in this dataset are listed below. These dot objects are observed in our corpus (see Section 3.2.2 for detail), proposed to describe the regular polysemy in both common and proper nouns, and are thoroughly discussed in the literature (Asher, 2011; Falkum and Vicente, 2015; Vicente, 2021; Pustejovsky, 2005; Pustejovsky and Jezek, 2008):

- information.physical (Info.Phy)
- location.organization (Loc.Org)
- organization.human (Org.Hum)
- organization.information.physical.human (Org.Info.Phy.Hum)
- organization.location.human (Org.Loc.Hum)
- physical.event.human (Phy.Evt.Hum)
- producer.product.location (Prct.Prct.Loc)

Some of these dot objects are explicitly associated with proper names in the literature. For example, `producer.product` are related to the regular polysemy of company names in the literature, such as *Honda* (Pustejovsky and Jezek, 2008). In contrast, some dot objects are discussed in the context of common nouns, but they have clear relations to a concept class to which a set of proper names belong. For example, *magazine*, *newspaper* are classic examples for regular polysemy, and they are often associated with the dot objects (or complex types) of `organization.information.physical` (Pustejovsky, 2005), `organization.location.human` (Vicente, 2021), `organization.physical` (Asher, 2011). Therefore, we could associate proper nouns denoting specific newspaper instances as `Org.Info.Phy.Hum` dot objects.

Slight adjustments have been made to the dot object based on our corpus evidence and the characteristics of proper nouns. Take the type `producer.product.location` for example. A third sense `location` is added to the dot object

producer . product, since the sense referring to the location of a company frequently and regularly appears across different proper names within the semantic class. For example, the proper nouns of producers observed in our corpus are *xīng bā kè* (“Starbucks”), *kěn dé jī* (“KFC”), or *mài dāng láo* (“McDonald’s”). They often function as references to the location of the stores, aside from denoting the producer or its products.

Another observation in our corpus is the close relationship between type class *human* and *organization*. *Human* represents a specific individual, while *organization* has a related but distinctive sense with a lower degree of individuality. They are frequently observed in collaboration with the dot type class *organization*. Therefore, *Org.Info.Phy.Hum* and *Org.Loc.Hum* both have *human* type class to reflect the empirical observation. All the adjustments have kept the frequency and regularity of the usage patterns in view and are in consensus among four annotators.

3.2.2 Collecting proper nouns

The corpus we observed and compiled the dataset of proper nouns is from PTT Corpus³. The extracted data are pre-processed before transformed into the dataset for annotation. Figure 2 shows the procedures from the raw texts to the annotated dataset.

We totally extract 925K posts (along with the comments in the posts) from 20 forums in 2020. Named entities are first identified in the texts by the CKIP Named Entity Recognition model⁴. There are 18 entity types tagged by the *CkipNerChunker*, and 28M named entity words are extracted out of the 799M tokens from the texts. In light of the seven dot objects we introduced in Section 3.2.1, five entity types are particularly relevant: *LOC* (*non-GPE locations, mountain ranges, bodies of water*), *ORG* (*companies, agencies, institutions, etc.*), *GPE* (*countries, cities, states*), *PRODUCT* (*vehicles, weapons, foods, etc.*), *WORK_OF_ART* (*titles of books, songs, etc.*). The frequency table of the entity types is presented in Table 1.

Table 1: Distribution of Entity Types. Numbers in the table are the token counts of each entity types instead of the type frequencies.

Entity Type	Number of Instances
GPE	6,218,407
ORG	3,280,016
LOC	418,620
PRODUCT	274,084
WORK-OF-ART	141,840

We sample a portion of the entities as the candidates of the annotation data. First, the five entity types are separated into their independent dataset. Next, word type frequencies are calculated for each dataset, and frequencies below the 99th percentile are filtered out; that is, we keep the most-frequent 1% of the word types. There are 370 unique word selected in the final word list.

3.2.3 Assigning dot objects to proper nouns

The selected 370 words are potential candidates for our dataset of proper nouns. However, to identify whether they are regular polysemy and the dot objects of these words, we need to associate each word with its external referents. This step is similar to the entity linking or named entity disambiguation in the NLP pipeline. In our case, the goal is to determine the conceptual (or semantic) class of the proper nouns so that we can assign the dot objects to them.

We use Wikidata⁵ as our external reference database. We first check whether each word in our word list has a Wikidata entry. If there is an entry for the extracted word, the word is considered a named entity with sufficient usage and prevalence. Words with no entries are removed from further analysis. As a result, there are 38 words removed for no Wikidata entry. These removed words are too-specific terms, such as 國冥黨 *guó míng dǎng*, the pejorative nickname playing with the sound of the second character of 國民黨 *guó mín dǎng* (‘Chinese Nationalist Party’), one of the political parties in Taiwan. Other removed terms might be too regional and not ubiquitous enough to have their own Wikidata, such as 高雄地檢署 *gāo xióng dì jiǎn shǔ*, the district prosecutor’s office in Kaohsiung, the city in southern Taiwan. On

³The PTT corpus is a very popular social forum in Taiwan. The topics are organized as different *boards*. We select 20 boards: Horror, Hate, marvel, WomenTalk, Gossiping, JapanMovie, HatePolitics, Tainan, LGBT_SEX, BabyMother, NTU, nCoV2019, data, sex, Food, Kaohsiung, marriage, gay, Boy-Girl, joke.

⁴*CkipNerChunker*, <https://github.com/ckiplab/ckip-transformers>

⁵https://www.wikidata.org/wiki/Wikidata:Main_Page

Table 2: Connections between Wikidata Categories and Dot Objects.

Dot Object	Wikidata Category	Num. of Words
Info*Phy	work of art	4
Loc*Org	human-geographic territorial entity, government agency, industrial zone, intergovernmental organization, court. Chinese temple, museum,	187
Org*Hum	political party, military unit, sports organization, religious organization, religious identity	39
Org*Info*Phy*Hum	mass media	22
Org*Loc*Hum	university, educational institution, organization, hospital	31
Phy*Evt*Hum	award	7
Prct*Prct*Loc	business	57

the other hand, there are 15 words with two distinctive entries. All 15 words with two entries are geographical locations in Taiwan, and we add extra word types to reflect the multiple entries in Wikidata. For instance, 花蓮 *huā lián* are found with 花蓮市 *huā lián shì* (‘Hualien City’) and 花蓮縣 *huā lián xiàn* (‘Hualien County’). Therefore, they are divided into two word types corresponding to the two entries in Wikidata. After referencing Wikidata, the original 370-word-list has 38 words removed and extra 15 words added, resulting in a 347-word list.

After associating the words with Wikidata entries, we could identify the semantic category of each proper noun and determine its dot objects. We use Wikidata’s ontological relations, *instance_of* and *subclass_of*, to find each word’s semantic category and map it into corresponding dot objects. The relationships between Wikidata’s category and dot objects are guided by the regular polysemy literature and annotators’ lexical knowledge. Take the word 星巴克 *xīng bā kè* (‘Starbucks’) for example. In the Wikidata ontology, the semantic category for Starbucks is ‘business.’ The company names are the examples of dot object *producer.product* in Pustejovsky (2005), where *Honda*, *IBM*, and *Microsoft* are among the instances of this dot object. Therefore, we could explicitly connect the Wikidata ‘business’ category to the dot object *producer.product*. Another example is the dot object *organization.physical.information* in (Pustejovsky, 2005; Vicente, 2021), where the instances are *magazine*, *newspaper*, and *journal*. Similarly, we thus consider the ‘mass media’ category to be the corresponding dot object. Once the connections are established, we trace all the words having the mapped categories in Wikidata and classify them accordingly. In this case, the words such as 特斯拉 *tè sī lā* (‘Tesla’), 肯德基 *kěn dé jī* (‘KFC’), 蘋果 *píng guǒ* (‘Apple’), are all under the ‘business’ category and would thus be categorized into the dot object *producer.location*. Table 2 shows the association between dot objects and the Wikidata category built in this step.

3.2.4 Annotating regular polysemy

Considering the uneven distribution among the seven dot objects, we select 130 proper nouns to cover all the dot objects more evenly as our annotation targets. For every 130 words, we randomly sample 30 sentences and compile a dataset of 3900 sentences. For each sentence containing the target word, there will be a Wikidata category and a corresponding dot object, which then serve as the options for multiple-choice questions in the annotation process.

Four annotators are recruited to annotate the type class best represents the sense of the target word in a given sentence. For example, in the case of *xingbake* (‘Starbucks’), the annotators are presented with three choices, namely *producer*, *product*, and *location* in each of the 30 sentences. Then, in compliance with the behavior and denotation of the word ‘Starbucks,’ annotators need to determine if this ‘Starbucks’ under the specific context acts more like *producer*, *product*, or *location*. Some of the annotation samples are presented below. In (5), the target word *xīng bā kè* (‘Starbucks’) denotes an organization, or more specifically, a company with a CEO, and should be annotated as *producer*. In the context of (6), the target word *xīng bā kè* is ‘drinkable’ since it is the direct object of the predicate 喝 *hē* (‘drink’), and we can infer that it refers to the *product* sold by the company. Lastly, the target word *xīng bā kè* denotes a physical *location* in which people could ‘take a rest’ in the sentence (7). In (8) and (9), we examine another dot object *organization.human*. In the former instance, the target word 海軍 *hǎijūn* (‘navy’) plays the role of an intentional agent that is able to dispatch a frigate and gives orders. It’s therefore being annotated as *organization*. On the other hand, the same target word in (9) does not stand for the group of military members or the organization as a whole but refers to certain individuals that are tested positive after long quarantine. Thus, they refer to the human dot object.

1. 日本星巴克執行長水口貴文在新聞稿中指出
 riběn xīngbākè zhíxíngcháng shuǐkǒuguìwén zài xīnwéngǎo zhōng zhǐchū
 Japan Starbucks CEO Takafumi.Minaguchi in newspaper inside point.out ‘The CEO of Starbucks in Japan, Takafumi Minaguchi, points out in the newspaper...’

Table 3: Fleiss' κ within Categories.

Dot objects	Instances	Raters	κ value
Info.Phy	93	2	0.726
Loc.Org	1250	2	0.647
Org.Hum	484	2	0.795
Org.Info.Phy.Hum	407	2	0.539
Org.Loc.Hum	685	2	0.639
Phy.Evt.Hum	205	2	0.679
Prcr.Prcr.Loc	1202	2	0.769

2. 天天喝星巴克總比天天吃牛排還好吧
 tiāntiān hē xīngbākè zǒngbǐ tiāntiān chī niúpái háihǎo bā
 every day drink Starbucks better.than every day eat steak better AUX 'And it's better to drink Starbucks every day than eat steak every day.'
3. 台北市區某間星巴克稍做休息
 táiběishìqū mǒujiān xīngbākè shāozuò xiūxi
 Taipei.city some Starbucks a.little rest 'take a rest at a Starbucks in Taipei.'
4. 海軍出動成功艦從基隆出海待命
 hǎijūn chūdòng chénggōngjiàn cóng jīlóng chūhǎi dàimìng
 navy dispatch Cheng.Kung.Class.Frigate from Keelung launch.out stand.by 'The navy dispatches Cheng Kung Class Frigates to stand by, launching out from Keelung.'
5. 海軍之前二採陰性, 隔離這麼久到現在還有測出陽性的
 hǎijūn zhīqián èrcǎi yīnxìng gélí zhème jiǔ dào xiànzài háiyǒu cèchū yángxìng de
 navy before two.consecutive negative.tests quarantine such long until now still test positive de 'Previously the navy have two consecutive negative tests and have been in quarantine for such a long period. Still, some of them are tested positive even until now.'

The four annotators are split into two groups, each responsible for two different datasets. As a result, there are 134 sentences considered ambiguous, incorrectly tokenized, or provided with insufficient context. Moreover, 65 sentences are annotated as *dot*, meaning that the target words display co-predication in the sentence. Although the phenomena of co-predication, simultaneous predictions that select two different senses in one single sentence, exhibit the very characteristics of dot objects in regular polysemy, it is not the major concern in the present study. Another concern is that most extracted sentences contain more than one target word. In this case, the annotators are asked to divide one sentence into multiple so that each instance focuses on the sense of the only target word. Thus, the final dataset consists of 4128 instances, eliminating the 134 sentences that could not be judged even by human raters and the 65 sentences that are considered 'dot,' and expanding due to the frequently appeared instances with multiple target words.

The inter-rater agreements are calculated in two ways. On the one hand, pooling all the dot type classes together, the consistency of the annotation results for the two groups reach 83% and 89.5%. On the other hand, the rating agreement of dot objects is examined separately for a more careful calculation of annotation reliability. In addition, the inter-rater agreements in each dot object could also function as an indicator for further error analysis.

We compute the Fleiss' κ , a statistical measure to assess agreement for multiple choice questions (Table 3). It is found that the annotation results mostly fall between the interval of 'substantial agreement,' that is, between .61 and .80. The only exception is the dot object *organization.information.physical.human*, being on the level of 'moderate agreement' (between .41 and .60). However, it is also noticeable that this is the only class with four options included, indicating that the polysemous words in this category tend to be complicated.

Table 4 further tabulates the frequencies of each dot type class and named entity class. Two observations could be made from the table. First, the distributed frequencies in each row (named entity class) signify the lexical ambiguities of proper nouns, even after named entity recognition and entity linking. For example, when a proper noun is recognized as an *organization* (Org for short) entity, aside from denoting an organization, it could still refer to other dot type

Table 4: Distribution of the Entity Type.

Entity Type	Evt	Hum	Info	Loc	Org	Phy	Prcr	Prct
GPE	0	7	0	407	686	0	0	0
LOC	0	1	0	10	17	0	0	0
ORG	0	131	15	105	1176	1	646	176
PRODUCT	0	0	1	0	1	2	69	212
WORK-OF-ART	92	14	98	0	122	139	0	0
Total	92	153	114	522	2002	142	715	388

classes, such producer and product. Second, the distribution of dot type classes is skewed to Org class, partly resulting from its large number of named entities and the frequent usage of Org dot type class.

4 Models and Experiments

4.1 Model architecture and inputs

We formulate our WSD on common words and proper nouns as a multiple-choice QA task, following GlossBERT (Huang et al., 2019) with weak supervision signals to train an integrated classifier.

4.1.1 GlossBERT architecture and inputs

GlossBERT is first introduced to solve the WSD task, in which a BERT model is given a context $\{w_1, \dots, w_m\}$ within which some target words $\{w_i1, \dots, w_ik\}$ are specified. The model is then trained to find the most suitable entry in each w_{ij} 's predefined sense inventory. GlossBERT proposes to construct context-gloss pairs from the sense inventory of the target. These context-gloss pairs are constructed with the following steps. (1) For each target word within the sentence, extract the glosses of the N possible senses of the target. (2) With the sentence denoted as CONTEXT, and the sense gloss denoted as GLOSS, the context-gloss pairs are constructed as the concatenation of [CLS] CONTEXT [SEP] GLOSS [SEP] ., where [CLS] and [SEP] are model-specific special tokens.

In other words, for each sentence, the number of context-gloss pairs produced is the same as the number of the target word's senses in the sense inventory. The model aims to predict the probability distribution for all context-gloss pairs belonging to the same context and choose the one with the highest probability. Huang et al. (2019) experimented with different schemes of constructing the pairs. They concluded that adding angular brackets, which act like a weakly supervised hint, around the target word in the test sentence boosts model performance the most among all settings.

Furthermore, to better guide the sense disambiguation task, we leverage the target word's part-of-speech (POS) tag. Specifically, we assume the target word's POS tag has been determined in the prior stage of the pipeline. We organized the POS tags of the ground-truth as well as the candidate senses from the 44 CKIP POS tags⁶ to four categories: proper nouns (*Nb*), common nouns (*N*), verbs or verbal objects (*V*) and others (*OTHERS*). Then, we kept the candidate senses with the same simplified POS tags of the target words. This setting is called POS-guided setting. Table 7's first rows display the number of examples and sequences of the WSD dataset, in which example number denotes the number of example sentences; sequence number denotes the number of all the candidate-sense sequences flattened out from all examples.

4.1.2 Model inputs and architecture

We construct our model input sequences as a set of context-gloss pairs. Let T denotes the set of test sentences in the WSD dataset. For each test sentence $t_i \in T$, denoted TEST-SENT, one and exactly one target word w_i (TGT) is identified, and its predefined sense inventory $sense_inv_i$ is retrieved using Chinese Wordnet 2.0⁷. Next, for each sense $s_{ij} \in sense_inv_i$, we retrieve its definition (SENSE-DEF) and randomly select one example sentence of the sense (SENSE-EX-SENT). For a context-gloss pairing common word WSD, the input sequence is concatenated as: [CLS] TEST-SENT [SEP] TGT, SENSE-DEF, SENSE-EX-SENT [SEP]. Different from the original GlossBERT, we add more information in the GLOSS part to allow the model to leverage more information. Each t_i gets the same number of

⁶<https://ckip.iis.sinica.edu.tw/CKIP/paper/Sinica%20Corpus%20user%20manual.pdf>

Table 5: RP class and corresponding gloss

RP Type-Class	Chinese Translation	Chinese Gloss
Physical	有形的	有具體形狀。 <i>tangible objects.</i>
Organization	機構	泛指機關團體或工作單位。 <i>general reference to administrative and functional structures.</i>
Producer	作者;製造商	創作詩歌、文章或其他藝術品的人; 製造或出售各種物品的商家。 <i>creators of poetry, articles, or other artworks;</i> <i>business who produces or supplies goods or services.</i>
Product	作品;產品	文學藝術方面創作的成品; 生產的物品。 <i>artistic creations; commodities that have been produced.</i>
Location	地點	所在的地方。 <i>positions or occupied sites.</i>
Event	事件	事情、事項。 <i>circumstances, incidents.</i>
Human	人類	人的總稱。 <i>general term of humanity.</i>
Information	資訊	泛指一般資料和訊息。 <i>general reference to data, knowledge, and messages.</i>

context-gloss pairs as the number of its candidate senses. Only one of them is labeled as the correct answer, i.e., True. Those t_i whose w_i has less than two predefined senses are discarded.

On the other hand, the WSD for proper nouns of regular polysemy (RP) follows a similar procedure to construct context-gloss pairs. T' denotes the set of test sentences of RP. For each test sentence $t_i \in T'$ (TEST-SENT), one target word w_i is identified and its predefined RP-class inventory $rpclass_inv_i$ is retrieved. Next, for each type class $c_{ij} \in rpclass_inv_i$ (RPCLASS), we compose its corresponding gloss (RPCLASS-GLOSS) according to *Revised Mandarin Chinese Dictionary by Ministry of Education, R.O.C*⁸ (See Table 5 for the RP classes and corresponding glosses). For each test sentence t_i , it has a $|rpclass_inv_i|$ number of context-gloss pairs. The RP input sequence is concatenated as: [CLS] TEST-SENT [SEP] TGT, RPCLASS, RPCLASS-GLOSS [SEP]. Similar to WSD inputs, only one context-gloss pair is labeled as the correct answer. Finally, all target words in the sequences are marked with angular brackets as weak supervision signals. Table 6 presents the context-gloss pairs corresponding to one test sentence for WSD and RP, respectively.⁹

Our model is based on the pretrained *bert-base-chinese*, which has a fully-connected layer for the classification task. We split the WSD dataset into *WSD_train*, *WSD_test*; RP dataset into *RP_train*, *RP_test*. In the experiment setting, *WSD_train* and *RP_train* are pooled and trained together in training phase. When fine-tuning, we flatten each example (i.e., a set of context-gloss pairs belonging to the same test sentence) into context-gloss pair (sequences), and consider each context-gloss pair as one sequence (see Table 7). In this way, the batch size denotes *the number of context-gloss*

⁷CWN 2.0 is an extension of CWN in both sense data coverage, gloss re-articulation and others. Data is browsable and available at <https://lopentu.github.io/CwnWeb/>

⁸Data are accessible via <https://dict.revised.moe.edu.tw>

⁹In each context-gloss pair, the target word is marked with weak supervision bracket ($\langle \rangle$). The *context* is the sentence containing the target word to be disambiguated; the *gloss* comprises the gloss and an example sentence in CWN (in WSD), or the gloss of the type classes (in RP disambiguation). The context in the WSD pair is loosely translated as “The employer made a \langle complaint \rangle to the superior...”, and the four candidate senses are (1) from speaker’s perspective; (2) the exterior shape; (3) a lawsuit; (4) complaint. The context in the RP pair is translated as “For the tuition of Harvard, he...”, the four candidates of the regular polysemy are organization, location, and human.

Table 6: The format of the context-gloss pairs in WSD and regular polysemy disambiguation task.

WSD context-gloss pairs	Label
[CLS] 雇主一(狀)告到上頭... [SEP] 狀:以說話者的觀點, ◦ [SEP]	False
[CLS] 雇主一(狀)告到上頭... [SEP] 狀:構成特定對象的外部輪廓。... ◦ [SEP]	False
[CLS] 雇主一(狀)告到上頭... [SEP] 狀:請求司法機關審理的案件。... ◦ [SEP]	False
[CLS] 雇主一(狀)告到上頭... [SEP] 狀:刻意向較有權力的人..., ... ◦ [SEP]	True
RP context-gloss pairs	Label
[CLS] 他最近為了(哈佛)學費... [SEP] 哈佛:機構,泛指機關團體... ◦ [SEP]	True
[CLS] 他最近為了(哈佛)學費... [SEP] 哈佛:地點,所在的地方。 [SEP]	False
[CLS] 他最近為了(哈佛)學費... [SEP] 哈佛:人類,人的總稱。 [SEP]	False

pairs sent into the model at one time rather than the number of multiple-choice examples. The batch size is set to 16; the initial learning rate $1e - 5$, and the model is trained for two epochs. We use AdamW (Loshchilov and Hutter, 2017) optimizer and a linear scheduler with a warmup at the first 100 steps.

Table 7: Dataset Statistics

Dataset		Train Split	Test Split
WSD	Examples	36,622	9,162
	Sequences	386,351	83,418
RP	Examples	3,641	866
	Sequences	9,227	2,333

4.2 Results and discussions

The model’s prediction accuracies under different conditions are shown in Figure 2. Overall, the model achieves .86 accuracy in the WSD task and .88 in the RP task respectively. By contrast, the random baseline of the WSD task is .29, and the one of the RP task is .39.

In addition to the overall model performance, we further compare the accuracy with two other baselines: All-senses and Random. In the All-senses baseline, the model needs to predict the target sense of a word from all the word’s senses in the sense inventory. This baseline measures how the current model is dependent on the POS hints. On the other hand, the random baseline selects from the word’s sense inventory by chance. The results (Figure 2 a.) show the overall accuracy of All-sense baseline is .82, and the random baseline’s accuracy is .29. While the model does benefit from the POS hints (by 4%), the small difference in accuracy indicates that it actually learns how to disambiguate common words and does not entirely depend on POS filter.

We also compare model performances under different types of words. The aims are to illustrate how the model is affected by factors such as the number of possible candidates or lexical categories (e.g., the word’s POS). First, we compare the accuracies under the different numbers of possible candidates. In particular, we divide the WSD test dataset into two subsets: 3,691 simple words, words having ten or fewer senses, and 5,461 complex words, words having more than ten senses. The average number of possible candidates for the simple words is 4.52, and 15.48 for the complex ones. The difference could also be observed from the chance level accuracies, i.e., 39% for simple words and 6% for complex ones. Nevertheless, the model achieves comparable accuracy in simple and complex words, regardless of POS-guided (87% for simple words and 84% for complex ones) or All-senses (83% for simple and 81% for complex) conditions. Secondly, to investigate the possible influences of lexical categories, we also divide the WSD test set into three subsets by the word’s POS, namely, 2,289 nouns, 3,639 verbs, and 3,224 other words. The average number of sense candidates is 10.98 for nouns, 17.78 for verbs, and 16.09 for other words. However, the accuracies of the three word types are similar. While the noun scores higher than the verb by 2%, it might result from the number of sense candidates rather than the lexical factors of verbs. These results show that our model disambiguates word’s senses guided by POS information but not entirely dependent on POS hints.

The characteristic of this dataset is evident when considering the most frequent-sense (MFS) accuracies. The MFS accuracies in the literature are usually hard to beat as the dataset comes from the sense-annotated corpus. The most frequently used sense usually accounts for a large portion of the words used. However, most of our dataset comes from

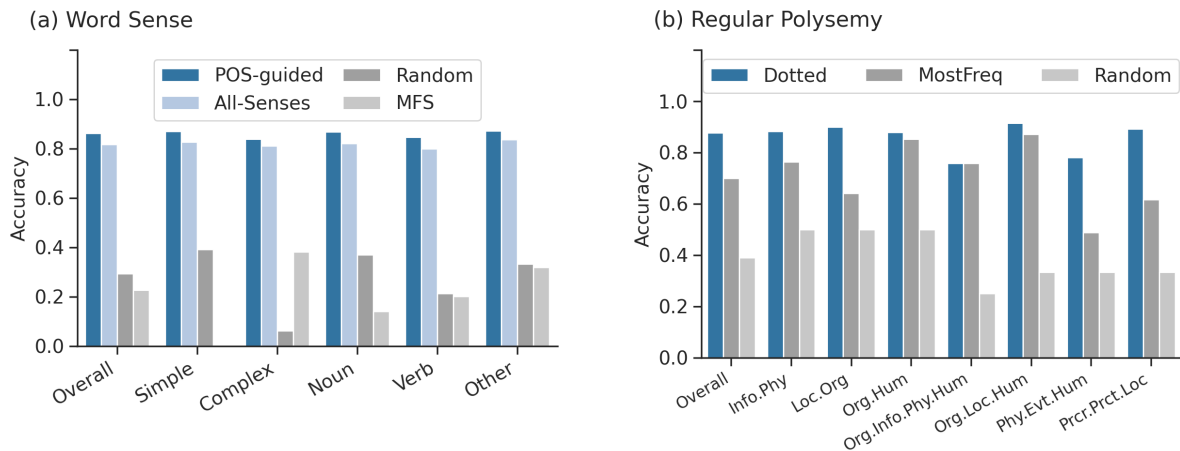


Figure 2: Evaluations of word sense disambiguation and regular polysemy disambiguation. The POS-guided, All-senses, Dotted denote our inference settings.

Table 8: Evaluation Statistics of word sense disambiguation. The underline indicates the inference setting of our WSD model.

Model	Overall	Simple	Complex	Noun	Verb	Other
POS-guided	.86	.87	.84	.87	.85	.87
<u>All-Senses</u>	.82	.83	.81	.82	.80	.84
Random	.29	.40	.06	.37	.21	.33
MFS	.23	.00	.38	.14	.20	.32

the example sentences; only those from the additional annotation data would have a more skewed sense distribution. As we only include complex words for annotation, the MFS accuracy is, therefore, higher for the complex condition (38%), which is consistent with the MFS patterns in the literature. It is also interesting to note that the MFS accuracy of the Simple condition is 0%. It results from no annotation data being present in the Simple condition; thus, all senses are equally likely. Furthermore, the CWN extracted data has only one instance, either for training or testing for each sense, and one could not use the MFS strategy to predict any sense of simple words correctly. Overall, the MFS patterns again demonstrate that the model is robustly learned to predict intended word uses.

Similarly, we also examine the model performances on regular polysemy. In addition to our model, we compute the accuracies of a most-frequent baseline and a random baseline. The goal is to show the model learn to differentiate regular polysemy in addition to the class priors. Specifically, we examine the accuracies of each dot-type category in our model and the baselines. The results are shown in Figure 2b. The overall model accuracy is 17% higher than the most-frequent baseline (70%) and in nearly all dot-type categories. The only exception is the *Org. Info. Phy. Hum* category, where the model accuracy is the same with always predicting the most-frequent one (i.e., *Org*). In a closer examination, the category is the most complicated 4-class-dot-type, and the class distribution is highly skewed. Among the 83 instances, there are 63 *Orgs*, 10 *Infos*, 6 *Hums*, and 4 *Phys*. The same patterns are also observed in other highly

Table 9: Evaluation statistics of regular polysemy. The underline indicates the inference setting of our WSD model. Type classes are abbreviated with their initials: I: Information, Ph: Physical, L: Location, H: Human, O: Organization, E: Event, Pr: Producer, Pt: Product.

Model	Overall	I*P	L*O	O*H	O*I*Ph*H	O*L*H	Ph*E*H	Pr*Pt*L
Dotted	.88	.88	.90	.88	.76	.91	.78	.89
MostFreq	.70	.76	.64	.85	.76	.87	.49	.62
Random	.40	.50	.50	.50	.25	.33	.33	.33

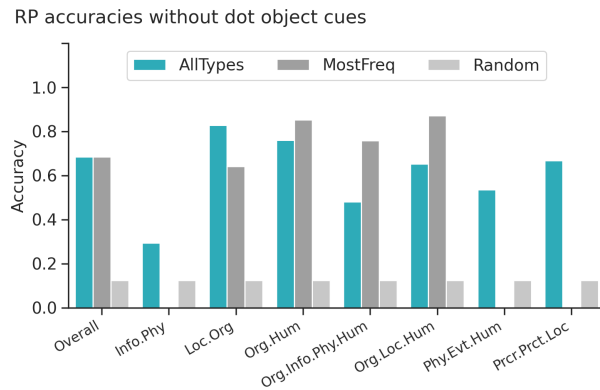


Figure 3: Regular polysemy disambiguation without dot object cues.

skewed categories, such as *Org.Hum*, *Org.Loc.Hum*. However, for other more evenly-distributed categories, the model achieves higher accuracy than the most-frequent baselines.

Furthermore, we also evaluate how the model depends on the dot object information. Figure 3 presents the accuracies of proper noun disambiguation without the constraints of dot objects. That is, a *Info.Phys* dot object is no longer a binary classification, but a multi-class one (8 dot-type classes, *AllTypes* condition). The most-frequent class (*MostFreq*) and *Random* accuracies are provided as baselines. While due to the extremely skewed distribution of dot-type classes, the categories involving the *Org* class have very high *MostFreq* accuracies. Nevertheless, other categories show performance significantly better than the random baseline. These results indicate that dot object cues are important to regular polysemy disambiguation. However, aside from the skewed distribution, the model does capture the regular polysemy in the running texts.

5 Conclusion and future works

This paper presents a combined WSD model which is capable of polysemy resolution for both common words and proper names. Due to the co-existing property of referential multiplicity and lexical diversity, the named entities represent a unique NLP object that calls for a disambiguation strategy from a linguistic perspective.

Our proposed model features in that, besides relying on an enumerated sense inventory for the common word WSD, it addresses the aspect of lexical ambiguities of proper names from the perspective of regular polysemy. While our gloss-based model follows the previous model architecture (Huang et al., 2019), the architecture enables us to flexibly leverage the glosses and example sentences in CWN and provides a unified way for training and inferences. We show that the model identifies the intended uses of common and proper words, even from sparse training data. The overall accuracies are 86% for common words and 88% for proper names. The model not only serves as a practical NLP tool but plays an essential role in lexical resource development, such as helping make sense distinctions on new words and extend semantic relations. Specifically, a good WSD model is crucial to connect the contextualized embeddings to the sense inventory, which is helpful for a better WSD model and a complete lexical resource.

One of the future works is to improve how proper names are assigned to different dot objects. We have already seen that Wikipedia is a valuable resource in WSD and serves as a reference ontology in this study. Thus, we could leverage the semantic class in Wikipedia to assign, either through algorithmic rules or classification models, dot objects with less human interventions.

Other future works include extending regular polysemy to common words. In this paper, we use dot objects as notations and theoretical tools to operationalize regular polysemy of proper names; in fact, common words could be regularly polysemous, as revealed in CoreLex (Buitelaar, 1998) analysis, where the senses in PWN and 126 semantic types of systematic polysemy could be derived. The patterns may also be observed in Chinese lexical semantics and leverage the systematic relations to provide another perspective of sense granularity.

References

Eneko Agirre and Philip Edmonds, editors. *Word Sense Disambiguation*. Springer Netherlands, 2006. doi: 10.1007/978-1-4020-4809-8.

- Roberto Navigli. Word sense disambiguation: A survey. *ACM Computing Surveys*, 41(2):1–69, feb 2009. doi: 10.1145/1459352.1459355.
- Michele Bevilacqua, Tommaso Pasini, Alessandro Raganato, and Roberto Navigli. Recent trends in word sense disambiguation: A survey. In *Proceedings of the Thirtieth International Joint Conference on Artificial Intelligence*. International Joint Conferences on Artificial Intelligence Organization, aug 2021. doi: 10.24963/ijcai.2021/593.
- Bianca Scarlini, Tommaso Pasini, and Roberto Navigli. With More Contexts Comes Better Performance: Contextualized Sense Embeddings for All-Round Word Sense Disambiguation. In *Proceedings of the 2020 Conference on Empirical Methods in Natural Language Processing*. Association for Computational Linguistics, 2020a.
- Eneko Agirre, Oier López de Lacalle, and Aitor Soroa. Random walks for knowledge-based word sense disambiguation. *Computational Linguistics*, 40(1):57–84, March 2014. doi: 10.1162/COLI.a.00164. URL <https://aclanthology.org/J14-1003>.
- Bianca Scarlini, Tommaso Pasini, and Roberto Navigli. SenseBERT: Context-enhanced sense embeddings for multilingual word sense disambiguation. In *The Thirty-Fourth AAAI Conference on Artificial Intelligence (AAAI-20)*, 2020b.
- Zhiyuan Liu, Yankai Lin, and Maosong Sun. *Representation Learning for Natural Language Processing*. Springer Singapore, 2020. doi: 10.1007/978-981-15-5573-2.
- Tomas Mikolov, Ilya Sutskever, Kai Chen, Greg S Corrado, and Jeff Dean. Distributed representations of words and phrases and their compositionality. *Advances in neural information processing systems*, 26, 2013.
- Piotr Bojanowski, Edouard Grave, Armand Joulin, and Tomas Mikolov. Enriching word vectors with subword information. *Transactions of the Association for Computational Linguistics*, 5:135–146, 2017. doi: 10.1162/tacl.a.00051. URL <https://aclanthology.org/Q17-1010>.
- Lorenzo Ferrone and Fabio Massimo Zanzotto. Symbolic, distributed, and distributional representations for natural language processing in the era of deep learning: A survey. *Frontiers in Robotics and AI*, 6, 2020. ISSN 2296-9144. doi: 10.3389/frobt.2019.00153. URL <https://www.frontiersin.org/article/10.3389/frobt.2019.00153>.
- Mario Giulianelli, Marco Del Tredici, and Raquel Fernández. Analysing lexical semantic change with contextualised word representations. In *Proceedings of the 58th Annual Meeting of the Association for Computational Linguistics*, pages 3960–3973, Online, July 2020. Association for Computational Linguistics. doi: 10.18653/v1/2020.acl-main.365. URL <https://aclanthology.org/2020.acl-main.365>.
- Matthew E. Peters, Mark Neumann, Mohit Iyyer, Matt Gardner, Christopher Clark, Kenton Lee, and Luke Zettlemoyer. Deep contextualized word representations. In *Proceedings of the 2018 Conference of the North American Chapter of the Association for Computational Linguistics: Human Language Technologies, Volume 1 (Long Papers)*, pages 2227–2237, New Orleans, Louisiana, June 2018. Association for Computational Linguistics. doi: 10.18653/v1/N18-1202. URL <https://aclanthology.org/N18-1202>.
- Alec Radford, Jeffrey Wu, Rewon Child, David Luan, Dario Amodei, Ilya Sutskever, et al. Language models are unsupervised multitask learners. *OpenAI blog*, 1(8):9, 2019.
- Jacob Devlin, Ming-Wei Chang, Kenton Lee, and Kristina Toutanova. BERT: Pre-training of deep bidirectional transformers for language understanding. In *Proceedings of the 2019 Conference of the North American Chapter of the Association for Computational Linguistics: Human Language Technologies*, volume 1, pages 4171–4186, Minneapolis, Minnesota, 2019. doi: 10.18653/v1/N19-1423.
- Yoav Levine, Barak Lenz, Or Dagan, Ori Ram, Dan Padnos, Or Sharir, Shai Shalev-Shwartz, Amnon Shashua, and Yoav Shoham. SenseBERT: Driving some sense into bert. *arXiv preprint arXiv:1908.05646*, 2019.
- Daniel Loureiro and Alípio Jorge. Language modelling makes sense: Propagating representations through WordNet for full-coverage word sense disambiguation. In *Proceedings of the 57th Annual Meeting of the Association for Computational Linguistics*, pages 5682–5691, Florence, Italy, July 2019. Association for Computational Linguistics. doi: 10.18653/v1/P19-1569. URL <https://aclanthology.org/P19-1569>.
- Andrea Moro, Alessandro Raganato, and Roberto Navigli. Entity linking meets word sense disambiguation: a unified approach. *Transactions of the Association for Computational Linguistics*, 2:231–244, 2014. doi: 10.1162/tacl.a.00179. URL <https://aclanthology.org/Q14-1019>.
- Damien Nouvel, Maud Ehrmann, and Sophie Rosset. *Named entities for computational linguistics*. John Wiley & Sons, 2016.
- Angel Chang, Valentin I. Spitzkovsky, Christopher D. Manning, and Eneko Agirre. A comparison of named-entity disambiguation and word sense disambiguation. In *Proceedings of the Tenth International Conference on Language*

- Resources and Evaluation (LREC'16)*, pages 860–867, Portorož, Slovenia, May 2016. European Language Resources Association (ELRA). URL <https://aclanthology.org/L16-1139>.
- Willy Van Langendonck. *Theory and Typology of Proper Names*. Gruyter, Walter de GmbH, August 2008. ISBN 3110197855. URL https://www.ebook.de/de/product/16110734/willy_van_langendonck_theory_and_typology_of_proper_names.html.
- Lena Peterson. Comments on two papers on the semantics of proper names. *Names*, 37(1):83–92, jun 1989. doi: 10.1179/nam.1989.37.1.83.
- Ronald Langacker. Active zones. *Annual Meeting of the Berkeley Linguistics Society*, 10:172, oct 1984. doi: 10.3765/bls.v10i0.3175.
- Ingrid Lossius Falkum and Agustin Vicente. Polysemy: Current perspectives and approaches. *Lingua*, 157:1–16, apr 2015. doi: 10.1016/j.lingua.2015.02.002.
- Ju Apresjan. Regular polysemy. 1971.
- Nicholas Asher. *Lexical meaning in context: A web of words*. Cambridge University Press, 2011.
- Chu-Ren Huang, Shu-Kai Hsieh, Jia-Fei Hong, Yun-Zhu Chen, I-Li Su, Yong-Xiang Chen, and Shen-Wei Huang. Constructing chinese wordnet: Design principles and implementation. (in chinese). *Zhong-Guo-Yu-Wen*, 24:2: 169–186, 2010.
- James Pustejovsky. *The generative lexicon*. MIT press, 1995.
- Gemma Boleda, Sabine Schulte im Walde, and Toni Badia. Modeling regular polysemy: A study on the semantic classification of Catalan adjectives. *Computational Linguistics*, 38(3):575–616, septemer 2012. doi: 10.1162/COLI.a.00093. URL <https://aclanthology.org/J12-3005>.
- Daisuke Bekki and Nicholas Asher. Logical polysemy and subtyping. In *New Frontiers in Artificial Intelligence*, pages 17–24. Springer Berlin Heidelberg, 2013. doi: 10.1007/978-3-642-39931-2_2.
- Agustin Vicente. Approaches to co-predication: Inherent polysemy and metaphysical relations. *Journal of Pragmatics*, 182:348–357, sep 2021. doi: 10.1016/j.pragma.2021.02.007.
- Geoffrey Nunberg. The non-uniqueness of semantic solutions: Polysemy. *Linguistics and philosophy*, pages 143–184, 1979.
- ANN Copestake and TED Briscoe. Semi-productive polysemy and sense extension. *Journal of Semantics*, 12(1):15–67, 1995. doi: 10.1093/jos/12.1.15.
- Alexandra Arapinis and Laure Vieu. A plea for complex categories in ontologies. *Applied Ontology*, 10(3-4):285–296, dec 2015. doi: 10.3233/ao-150156.
- Marco Del Tredici and Núria Bel. A word-embedding-based sense index for regular polysemy representation. In *Proceedings of the 1st Workshop on Vector Space Modeling for Natural Language Processing*, pages 70–78, Denver, Colorado, June 2015. Association for Computational Linguistics. doi: 10.3115/v1/W15-1510. URL <https://aclanthology.org/W15-1510>.
- Anastasiya Lopukhina and Konstantin Lopukhin. Regular polysemy: from sense vectors to sense patterns. In *Proceedings of the 5th Workshop on Cognitive Aspects of the Lexicon (CogALex - V)*, pages 19–23, Osaka, Japan, December 2016. The COLING 2016 Organizing Committee. URL <https://aclanthology.org/W16-5303>.
- Emmanuele Chersoni, Alessandro Lenci, and Philippe Blache. Logical metonymy in a distributional model of sentence comprehension. In *Sixth Joint Conference on Lexical and Computational Semantics (*SEM 2017)*, pages 168–177, 2017.
- Janosch Haber and Massimo Poesio. Patterns of polysemy and homonymy in contextualised language models. In *Findings of the Association for Computational Linguistics: EMNLP 2021*, pages 2663–2676, Punta Cana, Dominican Republic, November 2021. Association for Computational Linguistics. doi: 10.18653/v1/2021.findings-emnlp.226. URL <https://aclanthology.org/2021.findings-emnlp.226>.
- Dominiek Sandra. What linguists can and can't tell you about the human mind: A reply to croft. *Cognitive linguistics*, 9(4):361–378, 1998.
- Hadi Khalilia, Abed Alhakim Freihat, and Fausto Giunchiglia. The quality of lexical semantic resources: A survey. In *Proceedings of The Fourth International Conference on Natural Language and Speech Processing (ICNLSP 2021)*, pages 117–129, Trento, Italy, 12–13 November 2021. Association for Computational Linguistics. URL <https://aclanthology.org/2021.icnls-1.14>.

- Alessandro Raganato, Jose Camacho-Collados, and Roberto Navigli. Word sense disambiguation: A unified evaluation framework and empirical comparison. In *Proceedings of the 15th Conference of the European Chapter of the Association for Computational Linguistics: Volume 1, Long Papers*, pages 99–110, Valencia, Spain, April 2017. Association for Computational Linguistics. URL <https://aclanthology.org/E17-1010>.
- Marco Maru, Simone Conia, Michele Bevilacqua, and Roberto Navigli. Nibbling at the hard core of Word Sense Disambiguation. In *Proceedings of the 60th Annual Meeting of the Association for Computational Linguistics (Volume 1: Long Papers)*, pages 4724–4737, Dublin, Ireland, May 2022. Association for Computational Linguistics. doi: 10.18653/v1/2022.acl-long.324. URL <https://aclanthology.org/2022.acl-long.324>.
- Michael Lesk. Automatic sense disambiguation using machine readable dictionaries. In *Proceedings of the 5th annual international conference on Systems documentation - SIGDOC '86*. ACM Press, 1986. doi: 10.1145/318723.318728.
- Roy Rada, Hafedh Mili, Ellen Bicknell, and Maria Blettner. Development and application of a metric on semantic nets. *IEEE transactions on systems, man, and cybernetics*, 19(1):17–30, 1989.
- Eneko Agirre and German Rigau. Word sense disambiguation using conceptual density. In *Proceedings of the 16th conference on Computational linguistics -*. Association for Computational Linguistics, 1996. doi: 10.3115/992628.992635.
- Jay J. Jiang and David W. Conrath. Semantic similarity based on corpus statistics and lexical taxonomy. In *Proceedings of the 10th Research on Computational Linguistics International Conference*, pages 19–33, Taipei, Taiwan, August 1997. The Association for Computational Linguistics and Chinese Language Processing (ACLCLP). URL <https://aclanthology.org/097-1002>.
- Claudia Leacock and Martin Chodorow. Combining local context and wordnet similarity for word sense identification. *WordNet: An electronic lexical database*, 49(2):265–283, 1998.
- Graeme Hirst, David St-Onge, et al. Lexical chains as representations of context for the detection and correction of malapropisms. *WordNet: An electronic lexical database*, 305:305–332, 1998.
- Michel Galley and Kathleen McKeown. Improving word sense disambiguation in lexical chaining. In *Proceedings of 18th International Joint Conference on Artificial Intelligence (IJCAI)*, pages 1486–1488, 2003.
- Rada Mihalcea, Paul Tarau, and Elizabeth Figa. Pagerank on semantic networks, with application to word sense disambiguation. In *COLING 2004: Proceedings of the 20th International Conference on Computational Linguistics*, pages 1126–1132, 2004.
- Christopher D Manning, Mihai Surdeanu, John Bauer, Jenny Rose Finkel, Steven Bethard, and David McClosky. The stanford corenlp natural language processing toolkit. In *Proceedings of 52nd annual meeting of the association for computational linguistics: system demonstrations*, pages 55–60, 2014.
- Zhi Zhong and Hwee Tou Ng. It makes sense: A wide-coverage word sense disambiguation system for free text. In *Proceedings of the ACL 2010 system demonstrations*, pages 78–83, 2010.
- Jeffrey Pennington, Richard Socher, and Christopher Manning. GloVe: Global vectors for word representation. In *Proceedings of the 2014 Conference on Empirical Methods in Natural Language Processing (EMNLP)*, pages 1532–1543, Doha, Qatar, October 2014. Association for Computational Linguistics. doi: 10.3115/v1/D14-1162. URL <https://aclanthology.org/D14-1162>.
- Ronan Collobert and Jason Weston. A unified architecture for natural language processing: Deep neural networks with multitask learning. In *Proceedings of the 25th international conference on Machine learning*, pages 160–167, 2008.
- Ignacio Iacobacci, Mohammad Taher Pilehvar, and Roberto Navigli. Embeddings for word sense disambiguation: An evaluation study. In *Proceedings of the 54th Annual Meeting of the Association for Computational Linguistics (Volume 1: Long Papers)*, pages 897–907, 2016.
- Ming Wang and Yinglin Wang. A synset relation-enhanced framework with a try-again mechanism for word sense disambiguation. In *Proceedings of the 2020 Conference on Empirical Methods in Natural Language Processing (EMNLP)*, pages 6229–6240, Online, November 2020. Association for Computational Linguistics. doi: 10.18653/v1/2020.emnlp-main.504. URL <https://aclanthology.org/2020.emnlp-main.504>.
- Terra Blevins and Luke Zettlemoyer. Moving down the long tail of word sense disambiguation with gloss informed bi-encoders. In *Proceedings of the 58th Annual Meeting of the Association for Computational Linguistics*, pages 1006–1017, Online, July 2020. Association for Computational Linguistics. doi: 10.18653/v1/2020.acl-main.95. URL <https://aclanthology.org/2020.acl-main.95>.
- Luyao Huang, Chi Sun, Xipeng Qiu, and Xuanjing Huang. GlossBERT: BERT for word sense disambiguation with gloss knowledge. In *Proceedings of the 2019 Conference on Empirical Methods in Natural Language Processing and the 9th International Joint Conference on Natural Language Processing (EMNLP-IJCNLP)*, pages 3509–3514,

- Hong Kong, China, November 2019. Association for Computational Linguistics. doi: 10.18653/v1/D19-1355. URL <https://aclanthology.org/D19-1355>.
- Edoardo Barba, Tommaso Pasini, and Roberto Navigli. ESC: Redesigning WSD with extractive sense comprehension. In *Proceedings of the 2021 Conference of the North American Chapter of the Association for Computational Linguistics: Human Language Technologies*, pages 4661–4672, Online, June 2021. Association for Computational Linguistics. doi: 10.18653/v1/2021.naacl-main.371. URL <https://aclanthology.org/2021.naacl-main.371>.
- Martha Palmer, Hoa Trang Dang, and Christiane Fellbaum. Making fine-grained and coarse-grained sense distinctions, both manually and automatically. *Natural Language Engineering*, 13(2):137–163, jul 2006. doi: 10.1017/s135132490500402x.
- Christiane Fellbaum. *WordNet: An electronic lexical database*. MIT press, 1998.
- Piek Vossen. A multilingual database with lexical semantic networks. *Dordrecht: Kluwer Academic Publishers*. doi, 10:978–94, 1998.
- Wei-Yun Ma, Yu-Ming Hsieh, Chang-Hua Yang, and Keh-Jiann Chen. Design of management system for Chinese corpus construction [in Chinese]. In *Proceedings of Research on Computational Linguistics Conference XIV*, pages 175–191, Tainan, Taiwan, August 2001. The Association for Computational Linguistics and Chinese Language Processing (ACLCLP). URL <https://aclanthology.org/001-1009>.
- James Pustejovsky. A survey of dot objects. Technical report, Waltham, MA: Brandeis University, 2005.
- James Pustejovsky and Elisabetta Jezek. Semantic coercion in language: Beyond distributional analysis. *Italian Journal of Linguistics*, 20(1):175–208, 2008.
- Ilya Loshchilov and Frank Hutter. Decoupled weight decay regularization. November 2017.
- Paul Buitelaar. *CoreLex: Systematic Polysemy and Underspecification*. PhD thesis, Brandeis University, 1998.