

# Impact of Large Language Model Assistance on Patients Reading Clinical Notes: A Mixed-Methods Study

Niklas Mannhardt<sup>1,\*</sup>, Elizabeth Bondi-Kelly<sup>1,2,\*,+</sup>, Barbara Lam<sup>3</sup>, Chloe O'Connell<sup>4</sup>, Mercy Asiedu<sup>1</sup>, Hussein Mozannar<sup>1</sup>, Monica Agrawal<sup>1</sup>, Alejandro Buendia<sup>1</sup>, Tatiana Urman<sup>1</sup>, Irbaz B. Riaz<sup>5</sup>, Catherine E. Ricciardi<sup>1</sup>, Marzyeh Ghassemi<sup>1</sup>, and David Sontag<sup>1</sup>

<sup>1</sup>Massachusetts Institute of Technology

<sup>2</sup>University of Michigan, Ann Arbor, MI

<sup>3</sup>Division of Clinical Informatics, Division of Hematology & Oncology, Department of Medicine,  
Beth Israel Deaconess Medical Center

<sup>4</sup>Massachusetts General Hospital

<sup>5</sup>Division of Hematology/Oncology, Department of Medicine, Mayo Clinic

\*Equal contribution

+Corresponding author, ecbk@umich.edu

## Abstract

Patients derive numerous benefits from reading their clinical notes, including an increased sense of control over their health and improved understanding of their care plan. However, complex medical concepts and jargon within clinical notes hinder patient comprehension and may lead to anxiety. We developed a patient-facing tool to make clinical notes more readable, leveraging large language models (LLMs) to simplify, extract information from, and add context to notes. We prompt engineered GPT-4 to perform these augmentation tasks on real clinical notes donated by breast cancer survivors and synthetic notes generated by a clinician, a total of 12 notes with 3868 words. In June 2023, 200 female-identifying US-based participants were randomly assigned three clinical notes with varying levels of augmentations using our tool. Participants answered questions about each note, evaluating their understanding of follow-up actions and self-reported confidence. We found that augmentations were associated with a significant increase in action understanding score ( $0.63 \pm 0.04$  for select augmentations, compared to  $0.54 \pm 0.02$  for the control) with  $p=0.002$ . In-depth interviews of self-identifying breast cancer patients ( $N=7$ ) were also conducted via video conferencing. Augmentations, especially definitions, elicited positive

responses among the seven participants, with some concerns about relying on LLMs. Augmentations were evaluated for errors by clinicians, and we found misleading errors occur, with errors more common in real donated notes than synthetic notes, illustrating the importance of carefully written clinical notes. Augmentations improve some but not all readability metrics. This work demonstrates the potential of LLMs to improve patients’ experience with clinical notes at a lower burden to clinicians. However, having a human in the loop is important to correct potential model errors.

## Introduction

Access to clinical documentation can be empowering for patients.<sup>1</sup> Patients have reported that reading their own notes helps them feel in control of their care and better remember the care plan.<sup>2</sup> Clinical notes can be challenging to understand, however.<sup>3,4</sup> One study found that only 24% of patients could comprehend their own discharge summaries.<sup>5</sup> A prior study of oncology notes showed that simplifying notes can improve patient understanding,<sup>6</sup> and after providing patients access to their own notes, one hospital found that oncologists generated notes with increased readability.<sup>7</sup> There have also been additional efforts to improve readability of notes for patients.<sup>8,9</sup> However, manual interventions are time-intensive and therefore difficult to scale.<sup>10,11</sup> Artificial intelligence offers an opportunity to enhance clinical note readability. Given its potential impact, there has been significant existing work on biomedical text simplification.<sup>12</sup> Over the last decade, methods have largely consisted of (i) rule-based methods,<sup>12</sup> which are brittle and difficult to generalize, and (ii) deep learning methods that have suffered from operating in a low-resource setting with a lack of health data. Recent works have begun to assess these solutions, primarily focusing on preliminary assessments with clinical raters.<sup>13–17</sup>

**Contributions:** The core questions we seek to answer are (1) can AI augmentations enhance patients’ experience with their clinical notes, and (2) are there negative impacts from these augmentations? We conduct a thorough analysis of potential impacts on patients and patient perspectives on large language model (LLM) use in medicine, with a focus on breast cancer, where comprehension can be particularly challenging.<sup>18–20</sup> We present an end-to-end LLM-enabled tool for improving patient clinical note comprehension. We also present generalizable methods for evaluating these tools using both quantitative and qualitative methods, and demonstrate results from error analysis, in-depth interviews from seven breast cancer patients, and survey responses from 200 participants.

# Methods

## Augmentations of Clinical Notes with GPT-4

Based on a literature review, we propose five types of augmentations to clinical notes to support patients: recognizing and defining medical terms in clinical notes (definitions), simplifying the original clinical note into plain English (simplification), generating common questions and answers based on the clinical note (FAQ), extracting key information from the clinical note (key information) and finally extracting any action items that the patient needs to do (to-do list). Each of the augmentations was obtained by passing a clinical note with a natural language instruction tailored for each augmentation as an input prompt to the LLM GPT-4,<sup>21</sup> as illustrated in Fig. 1. Our analysis drew from 12 clinical notes, containing 3868 words. Eight real notes were de-identified and donated by interview study participant, and were supplemented by four synthetic notes. The exact instructions and prompts used to obtain the augmentations can be found in the supplementary material (Fig. 6 and Section A). We employed prompt engineering strategies specific to each augmentation, primarily focusing on zero-shot prompting and prompt chaining.<sup>22</sup> These augmentations were then integrated into a user-friendly interface (Fig. 2, Supplementary Fig. 5).

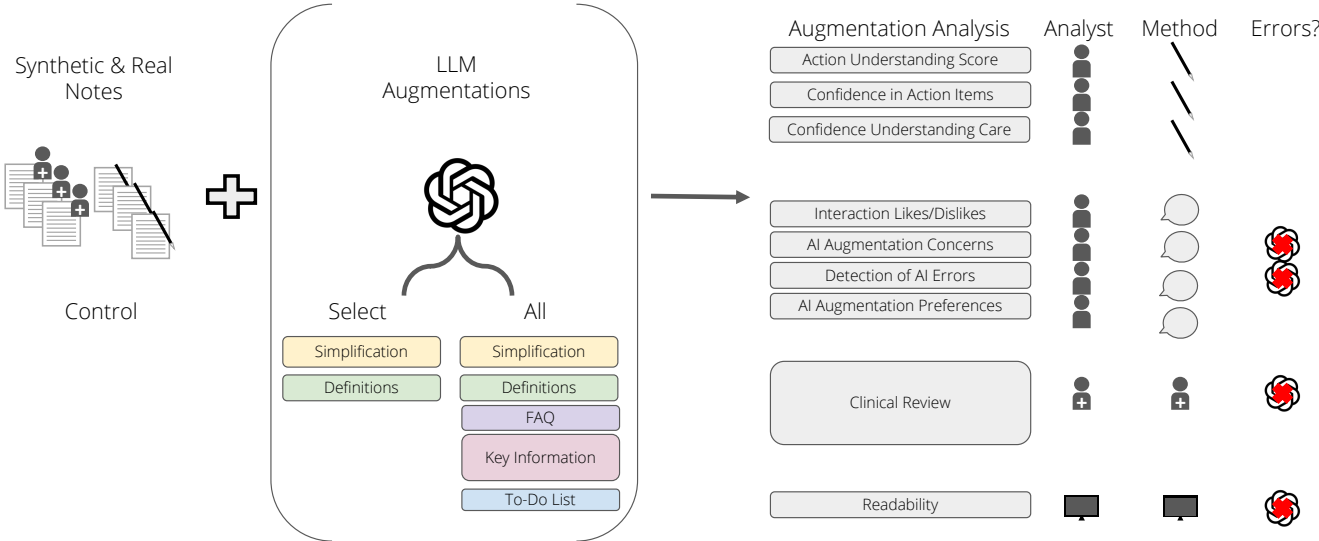


Figure 1: Overview of mixed methods evaluation of LLM augmentations for clinical notes. This evaluation was conducted based on both synthetic and real notes, and two sets of augmentations were studied: select and all. Select included simplification and definition augmentations, and All included these as well as FAQ, Key Information, and To-Do List augmentations. Augmentation evaluation was conducted by mixed methods studies with participants, clinical review, and automated analyses. Several of these evaluations focused on identifying errors.

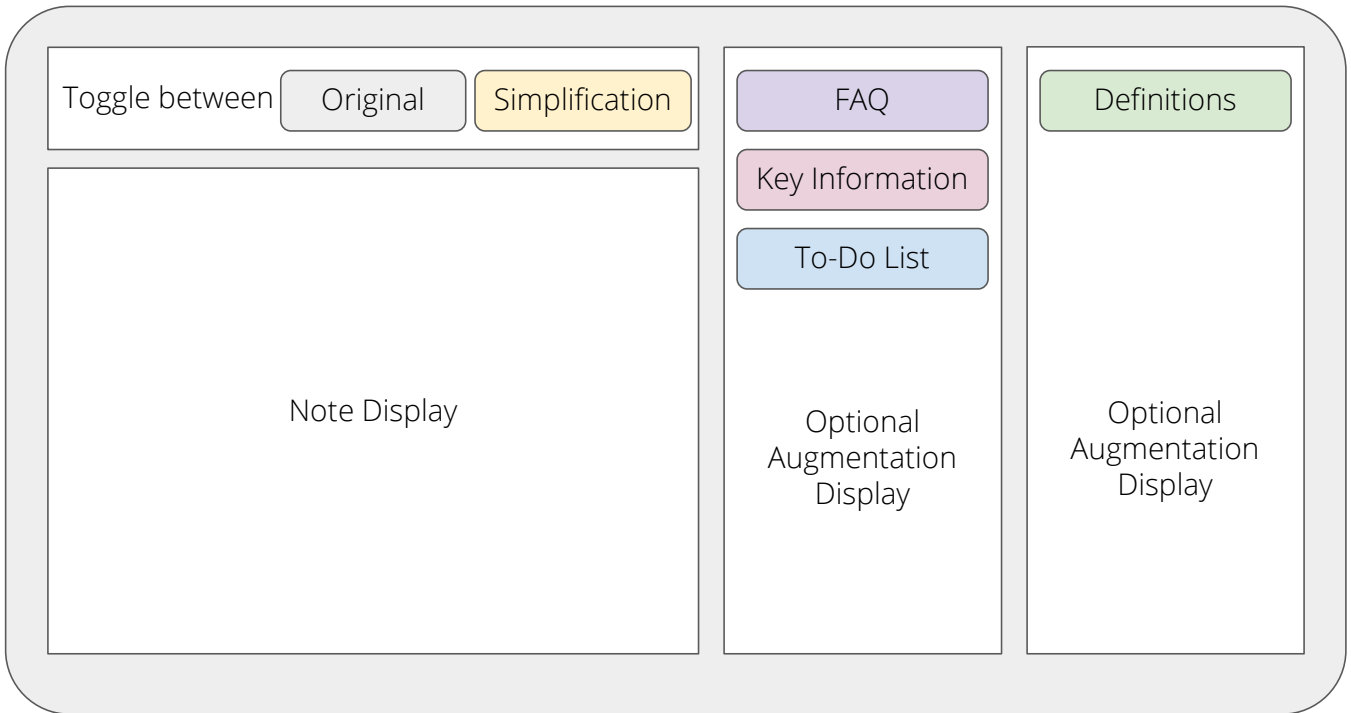


Figure 2: Overview of the user interface, containing (from left to right) an option to toggle between the original clinical note and simplified augmentation, an optional pane with the FAQ, key information, and to-do list augmentations, and finally, an optional definitions augmentation pane.

## Survey Study Design

To test these augmentations’ effects on patient understanding, we first conducted a randomized web-based survey with generally healthy participants. We recruited 200 participants using the Prolific crowdsourcing platform with the following inclusion criteria: female-identifying, over 40 years of age, fluent in English. Participants first completed a survey about their demographics and a health literacy test, then viewed three notes. Study participants were randomized to either observe three synthetic or three real notes, which had been donated and de-identified. Notes were randomly selected from a pool of four synthetic and six real notes.

Participants read the note with a given level of LLM augmentations, answered four multiple-choice action-oriented content questions, and then self-reported their confidence and comprehension of their reading. Each note was accompanied by one of three levels of augmentations: Control (no augmentations), Select (only simplified and definitions augmentations), and All (all simplified, definitions, FAQ, key information, and to-do list augmentations). All participants saw all three levels of augmentations in a randomized order. Per note, augmentation, and participant, we obtained an action understanding score in the range  $[0, 1]$ , a self-reported confidence score about understanding the care of the patient in  $[0, 3]$  (self-comprehension), and

a self-reported confidence score about understanding the next steps of the patient in  $[0, 3]$  (self-confidence). At the conclusion of the study, we requested a list of augmentations they would like to use again, and participants additionally described what they used to answer the multiple-choice questions in a free-form text response. A clinician research partner reviewed all augmentations to check for false or misleading information. Participants were shown a disclaimer at the start of the study, warning that some content was generated using LLMs. Information identified as misleading or false was explicitly listed and corrected at the end of the study to avoid misleading participants. The study took approximately 20 minutes and participants were compensated with \$3.75. This study (protocol #E-5002) was determined exempt from IRB approval by the MIT Committee On the Use of Humans as Experimental Subjects.

## **Interview Study Design**

To evaluate the impact of our proposed clinical note augmentations and supplement the survey with more detailed feedback, we conducted in-depth interviews with patients with a history of breast cancer to explore patient perspectives. We recruited participants (N=7) who self-identified as breast cancer patients by advertising via the crowdsourcing platform Prolific and the Center for Clinical and Translational Research at MIT. Details about participants' background is reported in Table 1. Interview studies were conducted virtually with two study team members present, including one clinical partner, and they followed a semi-structured interview protocol consisting of exploring our proposed augmentations interface and answering a series of questions about the augmentations (found in the supplementary material, Section E), including a Likert rating for each augmentation. This study (protocol #2208000725) was approved by the MIT Committee On the Use of Humans as Experimental Subjects.

## **Error Analysis of Augmentations**

Augmentations were manually reviewed for misleading or false information by three clinician research partners (BDL, TU, CER). Once validated, they were sorted into error categories (“Omission”, “Not Simplified”, “Incorrect Reasoning”, “Incorrect Fact”, “Misleading Phrasing”, “Awkward Phrasing”, “Hallucination”, “Timing”, “Brand Name”, “Unnecessary”, “Clinician Preference”, “Assumed Context”). Please see Supplemental Fig. H.

In addition to manual review, we conducted an automated analysis of the augmentations. We report the Flesch-Kincaid Grade<sup>23,24</sup> and the percentage of words in a dictionary (Carnegie Mellon Pronouncing

Dictionary Corpus Reader<sup>1</sup>), to compare the acronyms and jargon in the original versus augmented notes.

## Statistical Analysis

To obtain 95% confidence intervals for mean estimates of outcomes, we use the method from Morey (2008) to correct for inter-subject variability.<sup>25</sup> To compare outcome means between two conditions, we use the pairwise Wilcoxon Signed Rank test to obtain p-values. We correct for multiple hypothesis testing with the Benjamin-Hochberg adjustment procedure with  $\alpha = 0.05$ . All analyses were performed in R version 4.1.1 with the stats package.

## Results

### Study Population

For our survey study, we were able to recruit 200 participants through Prolific, many of whom had accessed the health portal, had adequate health literacy, and agreed that AI can have a beneficial impact in medicine. Most participants in both components of the study identified as female, and the majority of participants identified as white and non-Hispanic, Latino, or Spanish origin. The full demographic breakdown of the participants is in Table 1.

For our interview study, all seven participants had accessed a portal for patients previously, responded to a question probing their general health literacy in such a way as to indicate adequate literacy, and all but one participant agreed with the statement that AI can have a beneficial impact in medicine.

### Error Analysis

We report the results of the error analysis in Fig. 3. We find that ChatGPT can make misleading errors in the context of breast cancer clinical note augmentations and identified 82 total errors. In total, 28 (34%) errors were considered to be potentially harmful and misleading (Fig. 3 (a)). However, minor errors were most common, especially assumed context (Fig. 3 (a)). For example, a definition augmentation specifying that lower outer quadrant referred specifically to the breast, though the term can refer to a specific part of other tissues as well. Many of these errors appeared in the definitions augmentation, and errors were especially common in one note’s augmentations (Fig. 3 (b-c)). In particular, most errors occurred in augmentations to real notes, while only one error appeared in augmentations to the synthetic notes (Fig.

---

<sup>1</sup>[https://www.nltk.org/\\_modules/nltk/corpus/reader/cmudict.html](https://www.nltk.org/_modules/nltk/corpus/reader/cmudict.html)

		Quantitative (N=200)	Qualitative (N=7)
Highest Level of schooling	8th grade or less	3	0
	High school graduate or GED	55	2
	2-year college degree graduate	35	0
	4-year college degree graduate	80	3
	Masters or doctoral degree graduate	27	2
Race	White	158	6
	Black/African American	24	0
	Asian	5	1
	Native American/Alaska Native	1	0
	Other	4	0
	More than 1	7	0
Hispanic, Latino, or Spanish origin	Yes	13	0
	No	187	7
Gender	Female	196	7
	Male	3	0
	Other	1	0
Age	40-45	42	0
	46-55	68	3
	56-65	61	3
	66-75	28	1
	>76	1	0
Employment Status	Employed for wages	81	2
	Self-employed	50	1
	Homemaker	10	0
	Unemployed	14	1
	Retired	30	1
	Unable to work	15	2
Accessed Portal for Notes?	Yes	122	7
	No	78	0
# Notes Last Year	None	24	0
	One	25	1
	2 or 3	41	2
	4 or more	26	4
	Don't know	6	0
General Health Literacy <sup>26</sup>	Adequate	167	7
	Inadequate	33	0
Agreement with "Artificial Intelligence can have a beneficial impact in medicine"	Strongly Agree	57	2
	Agree	100	4
	Neither agree nor disagree	32	1
	Disagree	4	0
	Strongly Disagree	7	0

Table 1: Mixed methods study population breakdown by demographics, experience with patient portals and notes, health literacy, and artificial intelligence sentiment.

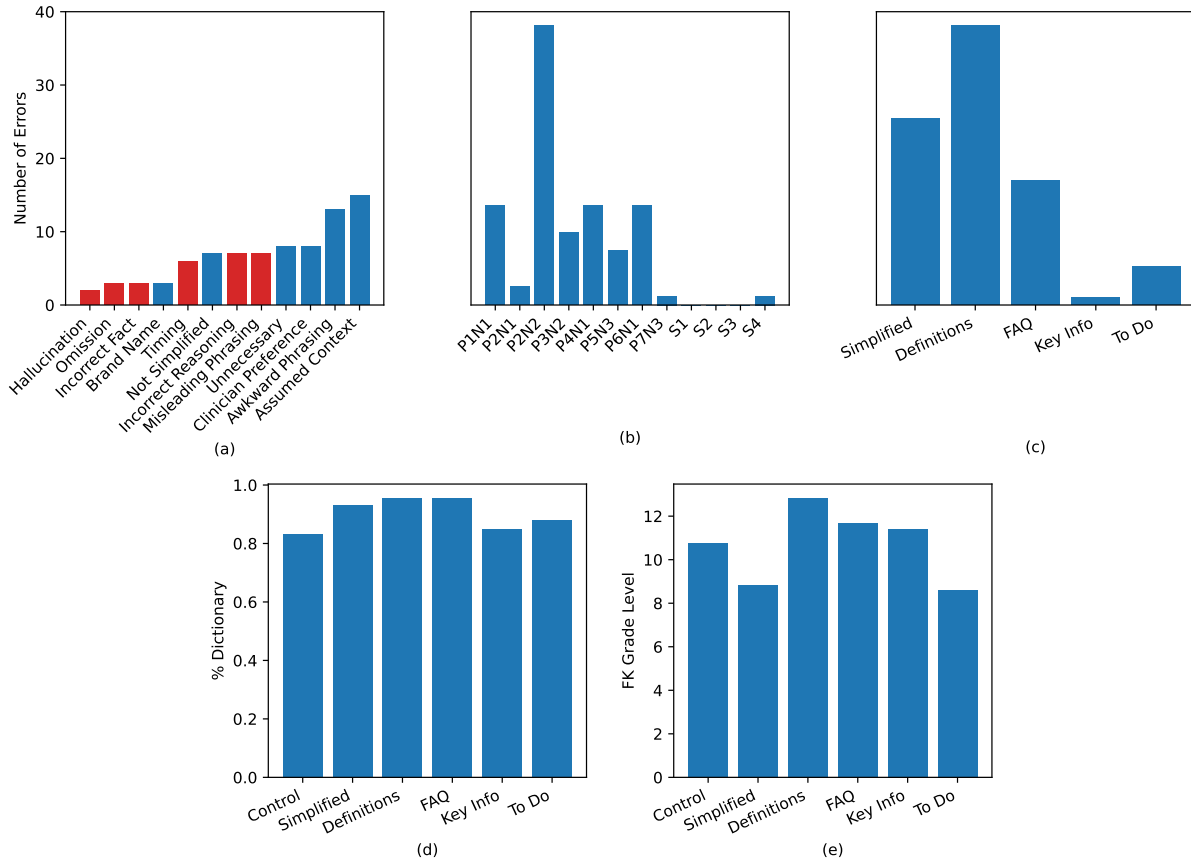


Figure 3: Error analysis of ChatGPT augmentations. (a) (b) and (c) show the number of errors in different categories, as determined by clinical reviewers. In (a), we have types of errors, such as hallucinations. The most frequent error was when ChatGPT assumed a certain context, e.g., assuming that a definition is specific to breast cancer when it truly is not. Red bars represent errors that our clinical reviewers characterized as more serious, as they could mislead a patient. In (b), this is grouped by augmented clinical notes, where P represents a participant’s donated note, and S represents a synthetic note. There are very few errors for synthetic notes, and a great deal of variation in the number of errors in donated clinical notes. In (c), the number of errors are shown in each of the augmentations, with definitions containing the most errors. (d) and (e) are the result of automated analysis of ChatGPT augmentations. (d) contains the percentage of words that are found in the Carnegie Mellon Pronouncing Dictionary Corpus Reader. Control has the least, as there is potentially more acronyms and jargon. (e) shows the Flesch Kincaid grade level score, which is generally comparable or less than control in the augmentations, except for definitions. From interviews, we know that definitions still does contain jargon that can be confusing.



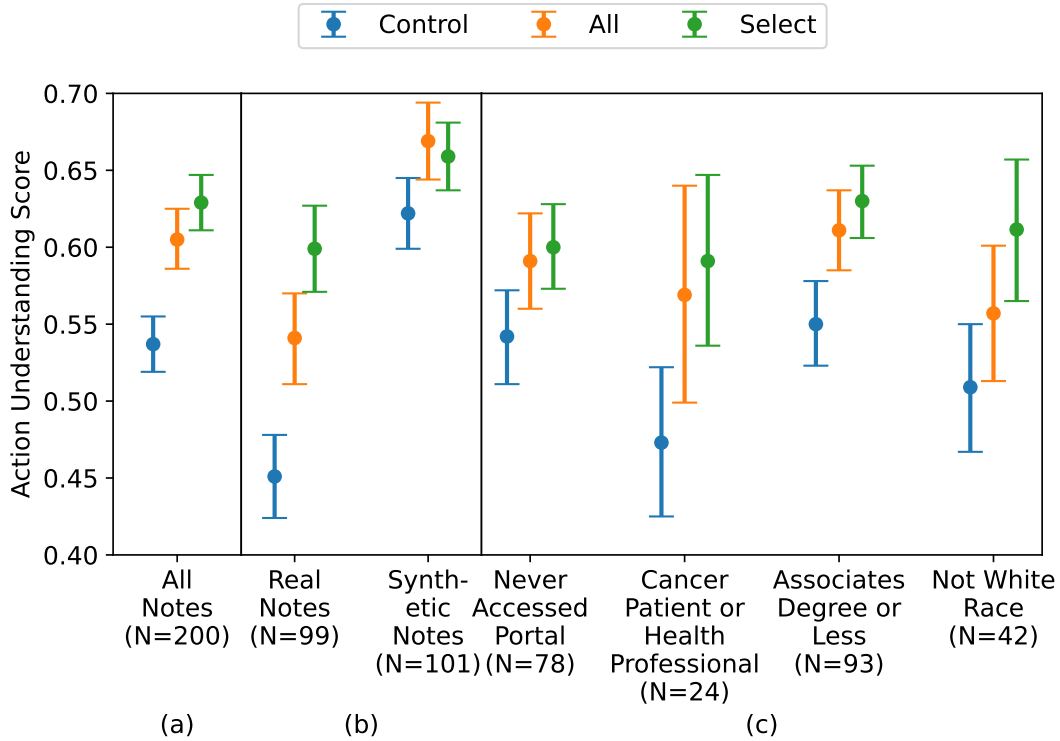


Figure 4: Results from our web-based survey for participants’ action understanding score for the Control, All, and Select conditions. We show the scores for all notes (a), synthetic and real notes (b), and scores across multiple subgroups (c). Generally, Select (definitions and simplification augmentations) leads to the best action understanding score and improvement over control.

3 (b)).

In the automated analysis, we found that the percentage of words in the dictionary increased over control in all cases, which is to be expected as augmentations to improve simplification and comprehension use more words (Fig. 3 (d)), and the Flesch Kincaid grade level largely decreased compared to control, especially for the simplified and to-do list augmentations, but augmentations like definitions increased in grade level (Fig. 3 (e)). This could be due to additional length and medical terminology in each of the definitions, which was also observed by some of the qualitative interview participants. Future work could explore further simplification augmentation of the definitions.

### Quantitative Analysis

In the survey study (n=200), we found that participants reading notes with either *Select* or *All augmentations* had statistically significantly higher action understanding scores, self-reported comprehension scores, and self-reported confidence scores when considering both real and synthetic note conditions in aggregate. Notably, with *All augmentations* compared to Control (no augmentations), action understanding scores

increased from 0.537 to 0.605 ( $p=0.02$ ), self-comprehension scores increased from 1.45 to 2.25 ( $p < 0.001$ ), and self-confidence scores increased from 2.17 to 2.95 ( $p < 0.001$ ) (Fig. 4 (a)). We find similar observations when comparing *Select* to Control.

We find that the trend of *Select* and *All augmentations* increase both self-reported and action understanding scores holds when looking at specific subgroups of the study population (Fig. 4 (c)). We note that *Select* and *All augmentations* had higher action understanding, self-comprehension, and self-confidence scores in each of the four subgroups.

When we split the participants based on the condition assigned of observing either synthetic notes or real notes, we found that *Select* and *All augmentations* statistically significantly improved action understanding scores only for the real notes and not for the synthetic notes (Fig. 4 (b)). For participants in the real notes condition, action understanding scores increased from 0.451 in Control to 0.541 in *All augmentations* ( $p=0.04$ ); for participants in the synthetic notes condition, scores changed from 0.622 in Control to 0.669 in All ( $p=0.30$ ).

The top two modifications that participants indicated they would use if they were to read another clinical note were *simplifications* chosen by 83.5% (95% CI 77.7-88.0) of participants and *definitions* chosen by 72.5% (95% CI 65.9-78.2) of participants. The remaining preferred modifications in order are *to-do-list* 42.0% (95% CI 35.4-48.9), *FAQ* 41.0% (95% CI 34.4-47.9), and *key information* 35.5 (95% CI 29.2-42.3). In the answers to the question “What did you use to answer these questions? Was it easy or hard?” the most common word was “simplified” (occurred 97 times), followed by “notes” (71), “easy” (58), “original” (54), and “definitions” (54). This highlights that simplified and definitions augmentations were most useful to participants.

## Qualitative Analysis

Participants ( $n=7$ ) described three major themes around note-reading (Table F): (1) gathering information, (2) checking the narrative, and (3) understanding medical terminology. Participants shared that they read notes for facts such as lab results and future appointments, and to help their own memory and ensure they understood the visit correctly. Participants reported that they read notes in order to assess the narrative, for example ensuring that the clinician understood them and was aligned in their priorities. Many also described notes as a useful window into the clinician’s thinking: “You kind of want to have that insight into what the doctor’s take was on it” [P2]. All participants reported that medical terminology makes notes hard to understand, which can lead to time-consuming research and fear around the unknown.

All participants rated the *definitions* augmentation highest in the Likert ratings in terms of greatest benefit to note-reading. Participants described two main benefits with augmentations: (1) improved understanding of the note and (2) ease of use (Table F). Participants reported that augmentations made notes easier to read, less stressful, more personable, and in some cases prompted new questions and ideas. A few participants commented that the tool performed intuitively, highlighting jargon they would have struggled with and emphasizing takeaways they also found to be important. Many reported that it was convenient to have the tool integrated with the note and that the tool kept them focused: “When I didn’t have this, I would go off on websites that probably didn’t even apply to my type of cancer and they were doom and gloom, I would literally sit at my desktop and cry. It was so scary” [P4]. Participants also liked that they were able to toggle between the original note and the augmented note in order to check for accuracy.

Two major themes emerged around concerns: (1) That the augmentations may miss something or mislead patients and (2) more information could be confusing (Table F). One participant said, “I feel like there’s a tiny bit of anxiety being like, ‘I’m having to trust that the AI got it right and that this is correct’” [P2]. Others reported that augmentations may lose nuance in their oversimplification, misrepresent the gravity of the situation, or cause patients to think they understand more than they do. Participants also pointed out perceived discrepancies, such as a medication in the generated *to do list* that they were no longer taking.

## Discussion

In this mixed methods study, including manual and automated error analysis, quantitative surveys, and qualitative interviews, we demonstrate that an LLM can be used to improve understanding of clinical notes. Participants performed better on action-oriented content questions and reported self-perceived improvements in understanding and confidence when reading notes with LLM-generated augmentations. Subgroup analysis of vulnerable populations—less educated and nonwhite participants—showed that the benefits persist. These groups have previously reported the most benefit from reading clinical notes,<sup>27</sup> and leveraging LLMs to improve note readability may be an important tool for organizations’ diversity, equity, and inclusion efforts. In our qualitative evaluation, patients reported that different people prefer different amounts of information about their health, and those information needs can vary over time. Further prompt engineering can explore custom augmentations that are tailored to patient readiness, their education level, or even their preferred language.<sup>28</sup>

Through clinical review of LLM augmentations, we found that more work is needed to improve the accuracy

of LLMs before they are deployed as standalone patient-facing tools. First, errors were more common in augmentations for real donated notes compared to augmentations for the carefully-written synthetic notes, implying that real-world deployment would still be impacted by the quality of the original note. Furthermore, while misleading errors were more rare and the majority of errors were flagged because of phrasing that could be confusing or misleading, patients' trust was still impacted in qualitative interviews, even for those who were enthusiastic about the use of AI in medicine. We note that in our web-based survey, we did not find an impact in action understanding score due to errors, likely because the errors only impacted the ability to answer the action-oriented questions in one note, and participants could still view the original note. Especially in the presence of errors, carefully presenting LLM-generated advice is extremely important to study for future deployment.<sup>29</sup> In this study, we begin to consider this by presenting both the original and augmented notes for patients to reference. Further study of these impacts, as well as fine-tuning to reduce errors, can be effective in creating tools that truly empower patients.<sup>30</sup>

Note-based augmentations can only be as accurate as the underlying note, and LLMs may amplify existing documentation errors and biases.<sup>31,32</sup> In our study, patients preferred augmentations that provided medical definitions and simplified existing documentation. In the interviews, several participants also described the value of viewing the original note and emphasized the importance of reading notes not only for factual information but also to understand the clinician's perspective and check for alignment. Further research is needed to understand how the clinicians' and patients' voices can be preserved while alleviating documentation and improving communication and education.

There are limitations to this study. We used a mix of real and synthetic notes in order to expand our pool of available notes for augmentation, but the synthetic notes were likely less complex and variable than the real donated notes. Augmentations led to improved scores on the real notes only, and most of the identified errors were found in the real notes. Future experiments may seek to evaluate the patient experience prospectively on real notes only. Evaluating a larger, more diverse cohort of patients at a medical center may also help to minimize the selection bias present in our study; participants who volunteered for our study may have been more likely to view AI favorably.

LLMs hold tremendous promise in their potential to transform healthcare. Careful design and implementation will provide the opportunity to change the patient-clinician relationship for the better as we move into this new era of health technology.

## Author Contributions

All authors contributed to writing and conceptualizing the study. In addition, authors made the following contributions. NM generated augmentations, developed the user interface and survey, and conducted qualitative interviews. EBK guided study design and conducted analyses of augmentations, survey results, and qualitative interview results. BL contributed to study design, wrote synthetic clinical notes, conducted clinical error analysis, and coded qualitative interview results. CO contributed to study design and qualitative interviews. M Asiedu contributed to error analysis and project conceptualization, including project scoping, augmentation selection, and tool design. HM contributed to survey study design and conducted survey results analysis. M Agrawal contributed to project conceptualization and error analysis. AB contributed to project conceptualization and augmentation generation. TU and CER contributed to study design and preparation for institutional ethical review, as well as clinical error analysis. IBR contributed to project conceptualization, including augmentation selection. MG contributed to study design and interpreting results. DS guided the full project, including study design and analyses.

## Acknowledgments

We would like to thank Hunter Lang, Shannon Shen, Daniel Ajayi, and Katie Liu for their helpful discussions throughout the project. We are grateful to the MIT Center for Clinical and Translational Research for their generous help with our human participant experiment. Furthermore, EBK was funded by the MIT CSAIL METEOR Fellowship. NM was partially funded by the Mark Foundation for Cancer Research. M Asiedu was supported by the Schmidt Science Postdoctoral Fellowship. M Agrawal was supported by the MIT Deshpande Center and the MLA@CSAIL initiative. This project was also supported by the National Center for Advancing Translational Sciences, National Institutes of Health, Award Number UL1TR002544. The content is solely the responsibility of the authors and does not necessarily represent the official views of the NIH.

## References

- [1] Johnson C Patel V.. Individuals' Access and Use of Patient Portals and Smartphone Health Apps *Office of the National Coordinator for Health Information Technology: Washington DC.*. 2021;ONC Data Brief, no.57.

- [2] Walker Jan, Leveille Suzanne, Bell Sigall, et al. OpenNotes After 7 Years: Patient Experiences With Ongoing Access to Their Clinicians' Outpatient Visit Notes *J Med Internet Res.* 2019;21:e13876.
- [3] Gotlieb Rachael, Praska Corinne, Hendrickson Marissa A., et al. Accuracy in Patient Understanding of Common Medical Phrases *JAMA Network Open.* 2022;5:e2242972-e2242972.
- [4] Schnitzler Lena, Smith Sian K, Shepherd Heather L, et al. Communication during radiation therapy education sessions: The role of medical jargon and emotional support in clarifying patient confusion *Patient Education and Counseling.* 2017;100:112-120.
- [5] Choudhry Asad J, Baghdadi Yaser MK, Wagie Amy E, et al. Readability of discharge summaries: with what level of information are we dismissing our patients? *The American Journal of Surgery.* 2016;211:631–636.
- [6] Khasawneh Amro, Kratzke Ian, Adapa Karthik, Marks Lawrence, Mazur Lukasz. Effect of notes' access and complexity on OpenNotes' utility *Applied Clinical Informatics.* 2022;13:1015–1023.
- [7] Rahimian Maryam et al.. Open notes sounds great, but will a provider's documentation change? An exploratory study of the effect of open notes on oncology documentation. *National Library of Medicine.* 2021.
- [8] Klein Jared W, Jackson Sara L, Bell Sigall K, et al. Your patient is now reading your note: opportunities, problems, and prospects *The American journal of medicine.* 2016;129:1018–1021.
- [9] Lam Barbara D, Dupee David, Gerard Macda, Bell Sigall K. A Patient-Centered Approach to Writing Ambulatory Visit Notes in the Cures Act Era *Applied Clinical Informatics.* 2023;14:199–204.
- [10] Smith Catherine Arnott, Hetzel Scott, Dalrymple Prudence, Keselman Alla. Beyond readability: investigating coherence of clinical text for consumers *Journal of medical Internet research.* 2011;13:e1842.
- [11] Rotenstein Lisa S., Torre Matthew, Ramos Marco A., et al. Prevalence of Burnout Among Physicians: A Systematic Review *JAMA.* 2018;320:1131-1150.
- [12] Ondov Brian, Attal Kush, Demner-Fushman Dina. A survey of automated methods for biomedical text simplification *Journal of the American Medical Informatics Association.* 2022;29:1976–1988.
- [13] Li Hanzhou, Moon John T, Iyer Deepak, et al. Decoding radiology reports: Potential application of OpenAI ChatGPT to enhance patient understanding of diagnostic reports *Clinical Imaging.* 2023.

- [14] Cai Pengshan, Yao Zonghai, Liu Fei, et al. Paniniqa: Enhancing patient education through interactive question answering *Transactions of the Association for Computational Linguistics*. 2023;11:1518–1536.
- [15] Kweon Sunjun, Kim Junu, Kim Jiyoun, et al. Publicly Shareable Clinical Large Language Model Built on Synthetic Clinical Notes *arXiv preprint arXiv:2309.00237*. 2023.
- [16] Chen Shan, Kann Benjamin H, Foote Michael B, et al. Use of artificial intelligence chatbots for cancer treatment information *JAMA oncology*. 2023;9:1459–1462.
- [17] Yim Wen-wai, Fu Yujuan, Ben Abacha Asma, Snider Neal, Lin Thomas, Yetisgen Meliha. Aci-bench: a novel ambient clinical intelligence dataset for benchmarking automatic visit note generation *Scientific Data*. 2023;10:586.
- [18] Shaverdian Narek, Chang Eric M, Chu Fang-I, et al. Impact of open access to physician notes on radiation oncology patients: results from an exploratory survey *Practical radiation oncology*. 2019;9:102–107.
- [19] Alpert Jordan M, Morris Bonny B, Thomson Maria D, Matin Khalid, Geyer Charles E, Brown Richard F. OpenNotes in oncology: oncologists’ perceptions and a baseline of the content and style of their clinician notes *Translational behavioral medicine*. 2019;9:347–356.
- [20] Salmi Liz, Dong Zhiyong J, Yuh Bertram, Walker Jan, DesRoches Catherine M. Open notes in oncology: patient versus oncology clinician views *Cancer Cell*. 2020;38:767–768.
- [21] OpenAI . GPT-4 Technical Report 2023.
- [22] Wu Tongshuang, Terry Michael, Cai Carrie Jun. AI Chains: Transparent and Controllable Human-AI Interaction by Chaining Large Language Model Prompts in *Proceedings of the 2022 CHI Conference on Human Factors in Computing Systems* CHI ’22(New York, NY, USA)Association for Computing Machinery 2022.
- [23] R Flesch. A new readability yardstick *Journal of applied psychology*. 1948.
- [24] Kincaid J Peter, Fishburne Jr Robert P, Rogers Richard L, Chissom Brad S. Derivation of new readability formulas (automated readability index, fog count and flesch reading ease formula) for navy enlisted personnel *Institute for Simulation and Training, University of Central Florida*. 1975.
- [25] Morey Richard D, others . Confidence intervals from normalized data: A correction to Cousineau (2005) *Tutorials in Quantitative Methods for Psychology*. 2008;4:61–64.

- [26] Chew Lisa D, Griffin Joan M, Partin Melissa R, et al. Validation of screening questions for limited health literacy in a large VA outpatient population *Journal of general internal medicine*. 2008;23:561–566.
- [27] Gerard Macda, Chimowitz Hannah, Fossa Alan, Bourgeois Fabienne, Fernandez Leonor, Bell Sigall K. The importance of visit notes on patient portals for engaging less educated or nonwhite patients: survey study *Journal of medical Internet research*. 2018;20:e191.
- [28] Zhu Wenhao, Liu Hongyi, Dong Qingxiu, et al. Multilingual machine translation with large language models: Empirical results and analysis *arXiv preprint arXiv:2304.04675*. 2023.
- [29] Ghassemi Marzyeh. Presentation matters for AI-generated clinical advice *Nature Human Behaviour*. 2023:1–3.
- [30] Liu Siru, McCoy Allison B, Wright Aileen P, et al. Leveraging large language models for generating responses to patient messages *medRxiv*. 2023:2023–07.
- [31] Bell Sigall K, Delbanco Tom, Elmore Joann G, et al. Frequency and types of patient-reported errors in electronic health record ambulatory care notes *JAMA network open*. 2020;3:e205867–e205867.
- [32] Adam Hammaad, Yang Ming Ying, Cato Kenrick, et al. Write it like you see it: Detectable differences in clinical notes by race lead to differential model recommendations in *Proceedings of the 2022 AAAI/ACM Conference on AI, Ethics, and Society*:7–21 2022.
- [33] Esch Tobias, Mejilla Roanne, Anselmo Melissa, Podtschaske Beatrice, Delbanco Tom, Walker Jan. Engaging patients through open notes: an evaluation using mixed methods *BMJ Open*. 2016;6.
- [34] Leveille Suzanne G, Fitzgerald Patricia, Harcourt Kendall, et al. Patients evaluate visit notes written by their clinicians: a mixed methods investigation *Journal of general internal medicine*. 2020;35:3510–3516.
- [35] Jackson Sara L., Shucard Hannah, Liao Joshua M., et al. Care partners reading patients’ visit notes via patient portals: Characteristics and perceptions *Patient Education and Counseling*. 2022;105:290-296.
- [36] Kayastha Neha, Pollak Kathryn I., LeBlanc Thomas W.. Open Oncology Notes: A Qualitative Study of Oncology Patients’ Experiences Reading Their Cancer Care Notes *Journal of Oncology Practice*. 2018;14:e251-e258. PMID: 29443650.



- [37] Shaverdian Narek, Chang Eric M., Chu Fang-I, et al. Impact of Open Access to Physician Notes on Radiation Oncology Patients: Results from an Exploratory Survey *Practical Radiation Oncology*. 2019;9:102-107.
- [38] Kujala Sari, Hörhammer Iris, Väyrynen Akseli, et al. Patients' Experiences of Web-Based Access to Electronic Health Records in Finland: Cross-sectional Survey *Journal of Medical Internet Research*. 2022;24:e37438.
- [39] Gardner Rebekah L, Cooper Emily, Haskell Jacqueline, et al. Physician stress and burnout: the impact of health information technology *Journal of the American Medical Informatics Association*. 2019;26:106–114.
- [40] DesRoches Catherine M., Leveille Suzanne, Bell Sigall K., et al. The Views and Experiences of Clinicians Sharing Medical Record Notes With Patients *JAMA Network Open*. 2020;3:e201753-e201753.
- [41] Alpert Jordan M, Morris Bonny B, Thomson Maria D, Matin Khalid, Geyer Charles E, Brown Richard F. OpenNotes in oncology: oncologists' perceptions and a baseline of the content and style of their clinician notes *Translational behavioral medicine*. 2019;9:347–356.
- [42] Charlotte Blease Catherine M DesRoches. Open notes in cancer care: coming soon to patients *the lancet oncology*. 2020.
- [43] Chen Jinying, Druhl Emily, Polepalli Ramesh Balaji, et al. A natural language processing system that links medical terms in electronic health record notes to lay definitions: system development using physician reviews *Journal of medical Internet research*. 2018;20:e26.
- [44] Rajkomar A., Loreaux E., Liu Y. *et al.*. Deciphering clinical abbreviations with a privacy protecting machine learning system *Nature Communications*. 2022.
- [45] August Tal, Wang Lucy Lu, Bragg Jonathan, Hearst Marti A., Head Andrew, Lo Kyle. Paper Plain: Making Medical Research Papers Approachable to Healthcare Consumers with Natural Language Processing 2022.
- [46] Liu Lisa Grossman, Russell David, Turchioe Meghan Reading, Myers Annie C, Vawdrey David K, Creber Ruth M Masterson. Effect of expansion of abbreviations and acronyms on patient comprehension of their health records: a randomized clinical trial *JAMA Network Open*. 2022;5:e2212320–e2212320.

- [47] Bala S Burden M. Patient Perception of Plain-Language Medical Notes Generated Using Artificial Intelligence Software: Pilot Mixed-Methods Study *JMIR Form Res.* 2020.
- [48] Yang Xi, Chen Aokun, PourNejatian Nima, et al. A large language model for electronic health records *NPJ Digital Medicine.* 2022;5:194.
- [49] Ayers John W., Poliak Adam, Dredze Mark, et al. Comparing Physician and Artificial Intelligence Chatbot Responses to Patient Questions Posted to a Public Social Media Forum *JAMA Internal Medicine.* 2023;183:589-596.
- [50] Agrawal Monica, Hagselmann Stefan, Lang Hunter, Kim Yoon, Sontag David. Large language models are few-shot clinical information extractors in *Proceedings of the 2022 Conference on Empirical Methods in Natural Language Processing*(Abu Dhabi, United Arab Emirates):1998–2022Association for Computational Linguistics 2022.

## Supplementary Material

### A Supplementary File 1: Further Details on Proposed Augmentations

In the following subsections, for each of our augmentations we use, we discuss the benefits of Open Notes that we seek to enhance with each augmentation, challenges of Open Notes that may be addressed with each augmentation, prior work on that augmentation in both machine learning and medical communities, and the prompts used to generate each augmentation.

#### Definitions

**Benefits To Enhance:** Increase sense of control, improve understanding, identify misunderstandings or missing information, especially for those in poor health, support care partners, relieve anxiety, increase trust.<sup>31,33-37</sup>

**Challenges To Address:** Difficulty in understanding, especially for those who are older, less educated, and in poorer health, clinician burnout, oncologists' concern that augmentations might compromise note integrity or take longer to write.<sup>36,38-42</sup>

**Prior Work:** Definition augmentations have been considered in the past, but many involved manual steps or focused on other domains, such as medical research papers.<sup>43-45</sup> These types of augmentations have been shown to be helpful.<sup>46</sup>

**Prompts:** Make a list of the medical words that appear in this clinical note. Write each word as it appears in the note without modification. Define each of these terms. Definitions should be 1-2 sentences in simple English.

#### Simplification

**Benefits To Enhance:** Increase sense of control, improve understanding, support care partners, relieve anxiety, increase trust.<sup>35-37</sup>

**Challenges To Address:** Difficulty in understanding, especially for those who are older, less educated, and in poorer health, clinician burnout, oncologists' concern that augmentations might compromise note integrity or take longer to write.<sup>36,38-42</sup>

**Prior Work:** Simplifying medical content has been a widely studied topic in computer science,<sup>12</sup> and has shown promising results in user studies.<sup>47</sup> We build upon this work with further experimentation with large language models.

**Prompts:** Rewrite this clinical note in simple English. Do not remove names of medications or diagnoses.

## FAQ

**Benefits To Enhance:** Better prepare for visits, better understand, support care partners, relieve anxiety, increase trust and reassurance.<sup>35-37</sup>

**Challenges To Address:** Difficulty in understanding, especially for those who are older, less educated, and in poorer health, clinician burnout, oncologists' concern that augmentations might compromise note integrity or take longer to write.<sup>36,38-42</sup>

**Prior Work:** Large Language Models have been developed and tested on medical question answering,<sup>48</sup> and the model responses are often preferred.<sup>49</sup> We focus on the patient perspective.

**Prompts:** Make a list of 7 common questions a patient might ask their doctor after reading this clinical note. Answer the questions in 2-3 sentences using simple English.

## Key Information & To-Do List

**Benefits To Enhance:** Improve medication and lifestyle changes adherence, confirm and remember next steps, recollect care plan, relieve anxiety, increase trust and reassurance.<sup>33,36,37</sup>

**Challenges To Address:** Increased feelings of anxiety, difficulty extracting useful information, especially action items and medications.<sup>34,36</sup>

**Prior Work:** Medications and physician action items have been extracted from clinical notes,<sup>48,50</sup> but we focus on patients and their perspectives.

**Prompts:** Make a list of the medications mentioned in this clinical note. Make a list of the upcoming appointments explicitly mentioned in this clinical note. If the note does not mention appointments, say 'No Appointments'. Make a todo list of tasks the patient is responsible for before their next appointment based on the clinical note. Tasks need to be specific and actionable. Tasks should not be recurring events. If there are no such tasks mentioned in the note, say "No Tasks".

## B Supplementary File 2: IRB Determinations

Notification of Expedited Approval

09-26-2022

To: Sontag, David Alexander

From: Leigh Firn, Chair

Study Title: OpenNotes: Making Clinical Notes More Friendly

Protocol #: 2208000725

Protocol Status: Active - Open to Enrollment

Expiration Date: 09-25-2025

Data Classification Level High Risk

Expedited Category: 5

Risk Level: No greater than minimal risk

The above-referenced protocol was approved following Expedited Review by the Committee on the Use of Humans as Experimental Subjects (COUHES).

Notification of Amendment Approval

12-05-2022

To: Sontag, David Alexander

From: Leigh Firn, Chair

Study Title: OpenNotes: Making Clinical Notes More Friendly

Protocol #: 2208000725A001

Protocol Status: Active - Open to Enrollment

Expiration Date: 09-24-2025

Data Classification Level High Risk

Expedited Category: 45CFR46.110(b)(1)(ii)

Risk Level: No greater than minimal risk

The amendment to the above-referenced protocol was approved following Expedited Review by the Committee on the Use of Humans as Experimental Subjects (COUHES). This approval covers the following change(s)/modification(s):

- The recruitment has been updated to include medical clinics.
- The protocol has been updated to include additional social media postings.

- The protocol has been updated to include an Amazon gift card for the first 10 participants.

Notification of Amendment Approval

04-13-2023

To: Sontag, David Alexander

From: Leigh Firn, Chair

Study Title: OpenNotes: Making Clinical Notes More Friendly

Protocol #: 2208000725A002

Protocol Status: Active - Open to Enrollment

Expiration Date: 09-24-2025

Data Classification Level High Risk

Expedited Category: 45CFR46.110(b)(1)(ii)

Risk Level: No greater than minimal risk

The amendment to the above-referenced protocol was approved following Expedited Review by the Committee on the Use of Humans as Experimental Subjects (COUHES). This approval covers the following change(s)/modification(s):

- Summary of Changes: Additional study procedures.

Updated consent, onboarding and recruitment docs.

Previously recruited and future participants who have completed the first part of the study (by donating their clinical notes) will now be invited for a virtual interview. During this interview, participants will be shown AI-modified version of one or more of their clinical notes and asked to comment on them. Modifications may include simplification, summarization, information extraction, or adding contextual information. Interview may be recorded and lasts approximately 45 minutes. Participants will be compensated with a \$30 Amazon gift card.

Notification of Amendment Approval

05-08-2023

To: Sontag, David Alexander

From: Leigh Firn, Chair

Study Title: OpenNotes: Making Clinical Notes More Friendly

Protocol #: 2208000725A003

Protocol Status: Active - Open to Enrollment

Expiration Date: 09-24-2025

Data Classification Level High Risk

Expedited Category: 45CFR46.110(b)(1)(ii)

Risk Level: No greater than minimal risk

The amendment to the above-referenced protocol was approved following Expedited Review by the Committee on the Use of Humans as Experimental Subjects (COUHES). This approval covers the following change(s)/modification(s):

- Adding additional crowdsourcing platforms to the protocol, including Prolific.
- Requesting a waiver of documentation of informed consent for Prolific due to their privacy policies.

## C Supplemental Figure 3: Full user interface for augmented clinical notes

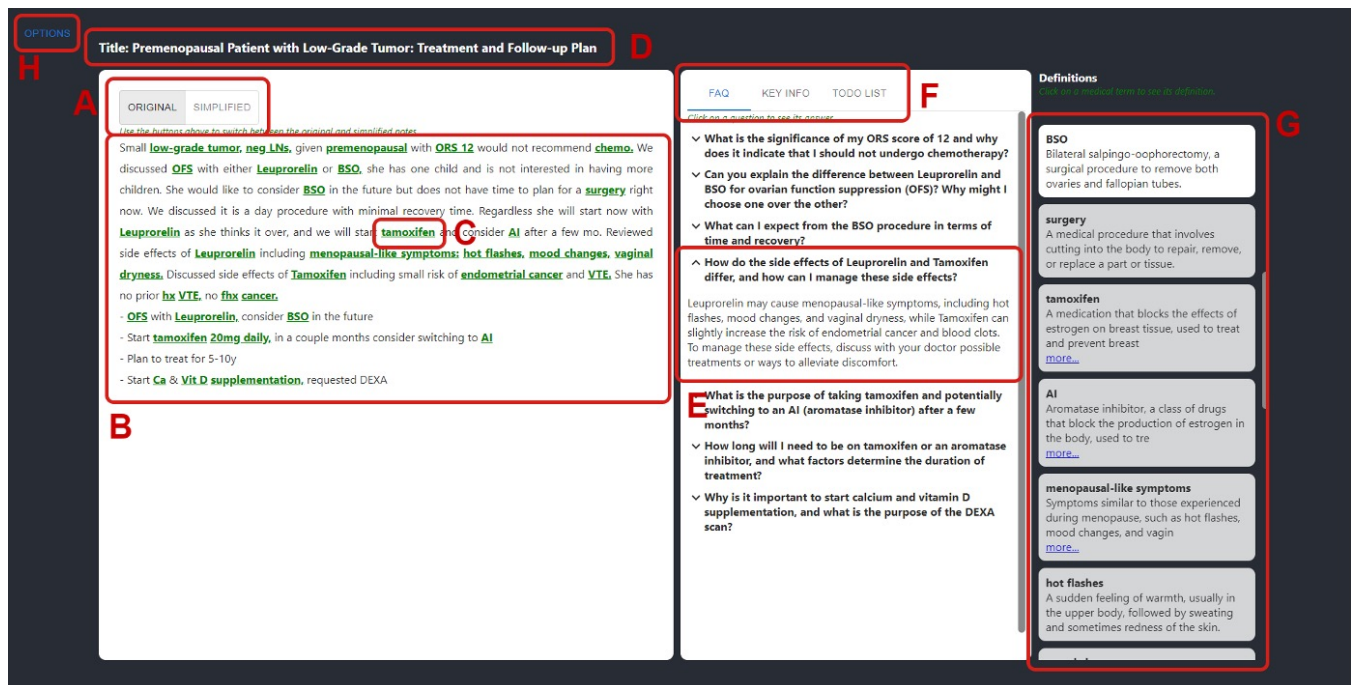


Figure 5: Full user interface for augmented clinical notes. (A) The user is able to switch between their original note and a simplified version using tabs. (B) The user’s note (either the original or simplified depending on the selected option) is displayed with clear formatting. (C) Medical terms are highlighted in bold green and underlined to indicate that the user is able to click on them. When a user clicks on a medical term, the page will automatically scroll to the corresponding definition in (G) (D) A title briefly describes the content of the clinical note. (E) Users can explore a series of questions designed to enhance their understanding of the note. By clicking on a question, its corresponding answer will be revealed. (F) Tabs enable seamless navigation between different augmentations, providing a convenient way to switch between them. The figure does not depict the *Key Info* and *To-Do List* augmentations, which display medication and appointment data as well as action items, respectively. (G) A scrollable sidebar is utilized to present definitions of medical terms. (H) An options menu allows the user to toggle the augmentations they wish to enable for their note.



## D Supplemental Figure 4: Examples of Augmentations

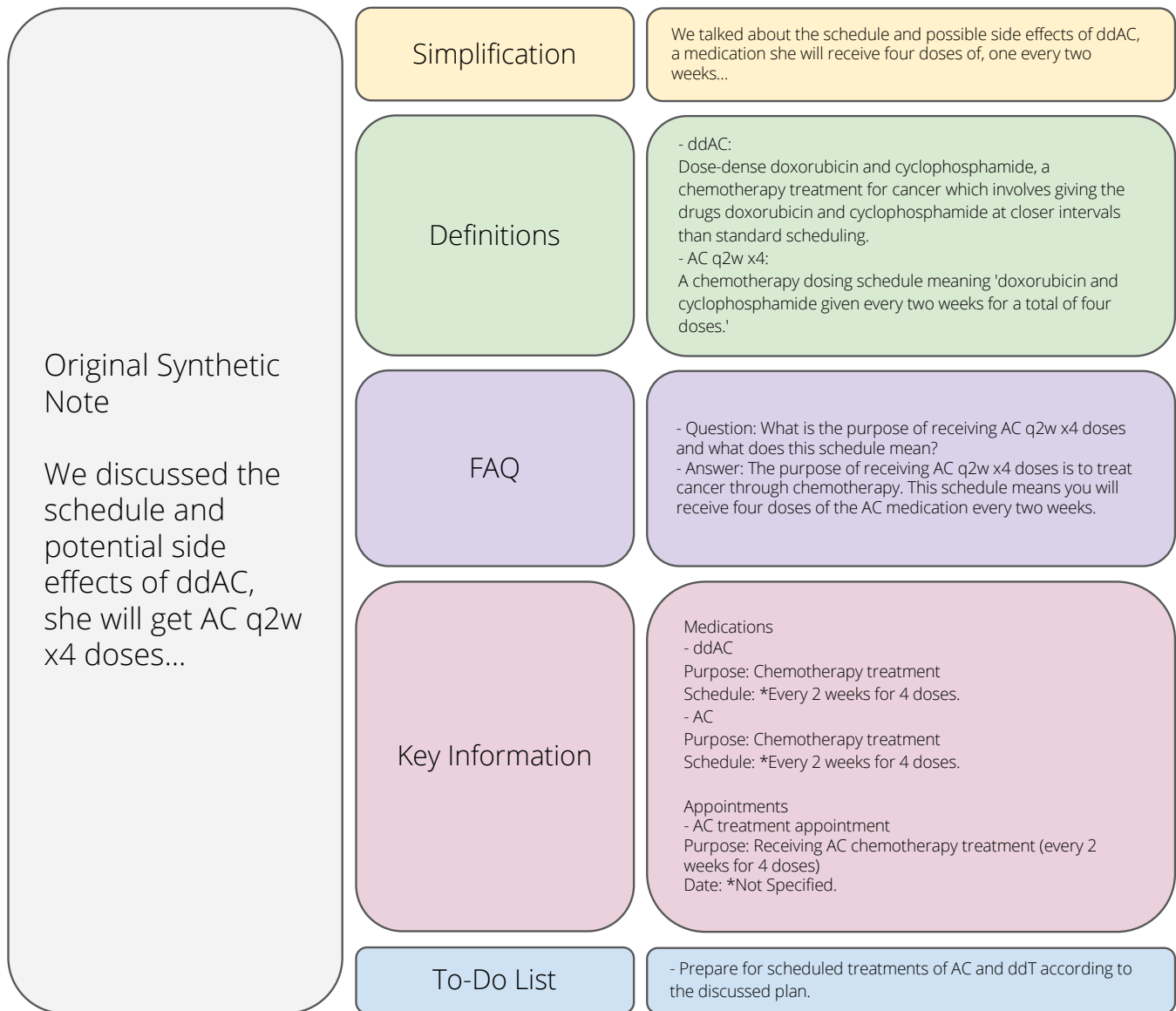


Figure 6: Examples of augmentations using a sample excerpt from a synthetic clinical note. This includes the augmentations of simplification, definitions, frequently asked questions, key information, and to-do list.

## E Supplemental File 3: Interview Questions

The researcher began by asking the participant questions about their experience reading clinical notes, as follows, including the health literacy question in bold:

- *“Have you previously accessed a patient portal to read clinical notes?”*
- If yes, *“About how many clinical notes have you read in the past 12 months?”*
- *“What are your goals when reading your clinical notes?”*
- *“Would you say that you usually achieve these goals?”*
- *“What challenges do you face when you read your clinical notes?”*
- *“Have you previously accessed a patient portal to read clinical notes?”*
- *“In the last 12 months, how many visits have you had at any healthcare facility?”*
- ***“How confident are you at filling out medical forms by yourself?”*** (Not at all, A little bit, Somewhat, Quite a bit, Extremely)<sup>26</sup>
- *“How much do you agree with the following statement: ‘Artificial intelligence can have a beneficial impact in medicine.’”* (Strongly Agree, Somewhat Agree, Neither Agree Nor Disagree, Somewhat Disagree, Strongly Disagree)

Next, the researcher shared a custom link with the participant for them to access the user interface and view the clinical note they previously submitted. The researcher prompts the participant to refamiliarize themselves with the original note and to share any thoughts they have out loud. After about five minutes, the researcher asks the following questions

- *“Is there anything you found hard to understand?”*
- *“Other than that, are there any questions you have about the contents of the note?”*

The participant is then directed to the options menu, where they can enable and read descriptions of each augmentation. The participant is prompted to read about each augmentation and enable the one that most interests them. The participant is then asked to explore their clinical note with the active augmentation and to share their thoughts out loud. The researcher then asks the following questions

- *“What do you like about this augmentation?”*

- *“What do you dislike about this augmentation?”*
- *“Is there anything that worries you about this augmentation?”*
- *“Do you notice any mistakes that this augmentation made with regard to your treatment or diagnosis?”*
- *“On a scale from one to five, how much does this augmentation add to your reading experience?”*

Then the participant is prompted to return to the *Options* menu, disable the active augmentation, and repeat the process with the next augmentation they are interested in.

Once all of the augmentations have been explored individually, the participant is prompted to enable as many augmentations as they would like, to explain the selection they made, and provide overall feedback on their experience reading their unmodified and modified notes.

## F Supplemental Table: Common themes from qualitative interviews

<b>Current practices and attitudes towards note reading</b>	
Reading notes to gather information	<p>“I wanted to know the dates when that was diagnosed, and maybe when was the last time I did a test” [P7]</p> <p>“Figure out when my appointments are. I’ll look at blood work, you know, if anything’s weird.” [P5]</p>
Reading notes to check the narrative	<p>“[To find out] what my doc actually thought as opposed to what he said to me” [P4]</p> <p>“You kind of want that insight into like what the doctor’s take was on it” [P2]</p>
Medical terminology makes notes difficult to understand	<p>“Usually, I have to Google some words. Especially in the beginning when you’re first diagnosed, there’s a lot of initials and words that a lot of people don’t understand” [P1]</p> <p>“At the time, I looked them up but they’re hard to retain even. It’s just I don’t use them in everyday language” [P2]</p> <p>“I have to do a lot of Googling though to see what this means and what that means and whether it’s significant or not.” [P3]</p>
<b>Wins with the modifications</b>	
Improved understanding of the note	<p>“It gives me more comfort and information going, oh, that’s what they mean” [P6]</p> <p>“It gives you all the information and it’s actually less stressful to read. I think because it’s not as overwhelming.” [P2]</p> <p>“It’s definitely easier to understand and at least one of the questions I had, I got answered here” [P5]</p>
Ease of use	<p>“This is like a personalized Wikipedia page for my diagnosis” [P3]</p> <p>“It’s just nice to have it all there if I want it. I don’t have to look up everything but I can look up what I want to.” [P2]</p>
<b>Concerns with the modifications</b>	
Missing or misleading information	<p>“I feel like this makes assumptions that can’t really be made” [P5]</p> <p>“I guess I feel like blood work should be in there.” [P6]</p>
More information can be confusing	<p>“It made me feel a little bit more worried because they were things that I hadn’t conceived of yet” [P2]</p> <p>“That’s a bit overly heavy on medical jargon.” [P3]</p> <p>“If I’m going to have a medication list, I think I would want the medication list of what I’m on or what I will be having, not everything that came up.” [P5]</p>

## G Supplemental Figure 5: Full codebook for coding interviews

Why patients read notes	
Accuracy; check if they got facts right	“I want to have an understanding of what’s going on and see if anything has been overlooked.” [P3]
Alignment Check if doctors got the context/story right Check if doctor/patient priorities align	“To make sure that the doctor and I had the same conversation. Did I miss anything?” [P1]
Memory; to remember something or see if they missed anything that was discussed	“...if I wanted to review my notes, you know, post a procedure, this is very helpful to recall what was done and what it all meant.” [P7]
Preparation; to review and ready questions for the visit	“Sometimes the notes will reflect the test I just had. If I get them before our meeting I like to look at them so I can ask them questions.” [P1]
Comprehension; to check your own understanding	“I like to understand . . . the definitions of what I’m reading.” [P7]
Information-seeking I consider myself detail-oriented and like more information More information can be comforting	“Sometimes research is how I self-soothe. The more information I have, it makes me feel more prepared and equipped to deal with any scenario.” [P2]
Space; to digest the visit alone and at their own pace	“During the meeting I understood everything but when you’re in the meeting you’re taking it all in and you really don’t know which questions to ask at the time and you kind of have to think afterwards.” [P1]
To understand the doctor’s <i>perspective</i> or thinking	“You kind of want that insight into . . . what the doctor’s take was on it.” [P2]
For health monitoring Get results Check appointments	“Wanting to see . . . trends and being able to really toggle back and forth between past . . . results and past things.” [P2]

---

## Challenges patients face when reading notes

---

Medical terminology can make the note hard to understand “It’s like having to translate [the note] from a different language.” [P2] “I have to do a lot of Googling though to see what this means and what that means and whether it’s significant or not.” [P3]

---

Fear due to a lack of understanding “As I was reading it, I was wondering how bad it was. There was the term invasive. And that was scary.” [P3]

---

Patient portal usability “My medical place uses MyChart and sometimes it’s not the friendliest to go back and forth in-between. . .” [P2]

---

Difficulty finding answers through self research “I would look for the answer, which was extremely time consuming, and I didn’t always get a good answer.” [P2] “You have no idea how many papers I have. . . I wouldn’t have to flip through everything just to look for [one] definition or one appointment.” [P4]

---

## Wins

---

Translating medical terminology helps with understanding “If I want to do more research I can but now I have a little snapshot of what they’re talking about.” [P1]

---

Convenient to see relevant information and answers in one place “I think it’s helpful. Instead of having to run to Google.” [P1]

---

Simplified notes can seem more personal “Like a patient took these notes, not a machine.” [P7]

---

This modification makes the note easier to read “[The simplified note] is actually less stressful to read. I think because it’s not as overwhelming.” [P2]

---

Less stressful

---

Prompt new ideas and questions “It also asked questions that I wouldn’t think to ask, that I would like the information for.” [P4]

---

Keeps patients focused “I wouldn’t go off on all of these different websites. . . this doesn’t give me the worst possible scenario, I like that.” [P4]

---

Patients can do learning on their own time “I could go home and look at them whenever, or, you know, however long it took me to understand it. . .” [P4]

---

Mod can help caregivers	“Cancer patients are not are not always—I couldn’t even read at that time, or pay bills—I was a hot mess. So I like the fact that the caretakers can take care of [the to do list].” [P4]
Modification helps with memory or organization	“I usually kind of look at the clinical notes just to make sure that I didn’t miss what they told me when we were in the exam.” [P6]
Different levels of simplification are needed at different times by different patients	“I like that it’s almost like you can increase how complicated it is as you feel ready for it.” [P2]“I would imagine there are definitely people who would want the more simplified version.” [P5]
Tool has intuitive performance	“I like how it phrased things, how it chose to simplify things.” [P2]“This presents some more information that I didn’t have and it’s detailed but it’s not too detailed.” [P3]
Being able to see the original version is important	I would click on the simplified [note] just to get..bullet points. If I really wanted to have more detailed information, I would click on the original.”
Builds trust in the AI system	[P7]
Allows the patient to compare what the doctor wrote	
<b>Concerns</b>	
The modifications may miss something important	“”I feel like there’s a tiny bit of anxiety being like, ‘I’m having to trust that the AI got it right and that this is correct.’” [P2]“If you simplify it too much, people are going to miss some things and be like, ‘Why didn’t anyone tell me this? Why didn’t anyone tell me that?’.” [P5]
The modifications may lose context in their simplification	“I don’t know that it 100% captures the doctor’s thinking in the same way.” [P5]“I know what kind of treatment I had but if someone else were to read this, what is ‘extra cancer treatment’? Was it radiation? Was it chemo?” [P1]
An oversimplification may mislead patients	“I think it would make people think they understood more than they may actually understand.”
Professionalism and respect for gravity of situation	“I almost feel like it’s kind of talking down to you. It reads to me like at a third grade level.” [P6]“It’s so impersonal that this feels a little casual but it is a lot easier to understand.” [P2]



Too much information could be concerning/worrisome	“It almost adds more questions because it’s like, what is the difference between calcifications and punctate calcifications?” [P2]
Introduces more complexity (e.g., definitions with jargon)	“Some words I still don’t understand in the definitions.” [P4]“I don’t understand... prophylactic antibiotics. That’s—I don’t necessarily know what that means, so I would have to go back and look it up.” [P4]
The use of generic versus brand names can be confusing	“The inconsistency with the naming... [I could] have gotten the wrong information from this...” [P5]
Mod is not useful	“It doesn’t really add anything” [P7]“I’m not a fan of a to-do list here. Just because: check off ‘continue to monitor symptoms’. You don’t want to check that off.” [P1]
Errors the patient identified in the mods	“I assume ‘LMP’ means last menstrual period. I don’t know why it says over here that it was 12/17 and here it says it was 11/17. That doesn’t make sense.” [P5]“It’s a little weird... we went from this [AC-T] to this [T-AC] and it’s not clear that those two things are the same thing.” [P5]
<b>Cancer specific themes</b>	
A sense of “betrayal”	“My body had turned traitor, so they could all be rebelling and I wouldn’t know. So it was that sense of surprise and not trusting my body.” [P2]
Anxiety related to prognosis	“Basically the big fear was, ‘Am I going to have chemotherapy and radiation?’ and ‘Is this terminal?’ I just sort of had blinders on to, ‘Where is this headed?’” [P2]
Patients learn more about their disease over time	“...the earlier you are in your treatment, the more helpful this will be. I’m several years of doing this...” [P1]
<b>Other</b>	
Suggestions for the modifications	“I would personally like the definitions to be closer. Instead of in the middle.” [P2]

## H Supplemental Figure 6: Categories used for errors

Type of error	Example modification classified as an error	Reasoning behind error
Major errors		
Hallucinated information	<p><i>Common Question</i></p> <p>What are the pros and cons of having the mastectomy and tissue expander placement in Location0 versus Location1? Having the mastectomy and tissue expander placement in Location0 might be more convenient if you live there, but it requires follow up visits. On the other hand, doing the procedure in Location1 would allow you to return there for tissue reconstruction when needed, but may involve more logistical challenges.</p>	Modification mixed up the description of Location0 versus Location1
Incorrect medical reasoning	<p><i>Common Question</i></p> <p>How successful was my bilateral mastectomy and SLNB in addressing my invasive ductal carcinoma? The bilateral mastectomy and SLNB were performed to remove the cancerous tissue and check if it has spread to nearby lymph nodes. Your report indicates that no lymph nodes were involved (N0), which is a positive outcome as it suggests that the cancer might not have spread to other areas.</p>	N0 is a description of the stage of the breast cancer, and not a reflection of the success of the surgery.
Incorrect medical fact or expansion	<p><i>Simplified</i></p> <p>The patient had surgery on their right breast to remove a type of breast cancer called invasive ductal carcinoma with some features of lobular cancer.</p>	Breast cancer can have lobular features. This augmentation implies that there was a separate type of cancer, lobular cancer.
Omission in augmentation	<p><i>Simplified</i></p> <p>The patient is a 47-year-old woman who has had treatment for a specific type of breast cancer (DCIS ER/PR negative HER2+).</p>	The original noted the staging of the breast cancer as pT1c, which is critical information to include even in a simplified version of a note

Phrasing could affect patient	<i>Definition</i> vus POLE: A variant of uncertain significance (VUS) in the POLE gene, which may or may not contribute to cancer development	Recommend changing to: “A variant of uncertain significance (VUS) in the POLE gene, which indicates we do not have enough information to understand whether this genetic mutation contributes to cancer development” in order to minimize worry
Time/tense issue	<i>Structured</i> Repeat Echo on 11/19	The original note stated “Echo 11/28=70%-2/7=60%-repeat 11/19=65%” which indicates the 11/19 echo was already completed
Minor errors		
Assumed context	<i>Definition</i> Lower outer quadrant: The lower outer section of the breast, divided into four parts called quadrants	Lower outer quadrant can refer to a specific part of many different types of tissues, not just breast. This definition may lead patients to believe lower outer quadrant is a terminology specific to breast tissue.
Did not simplify	<i>Simplified</i> Get blood tests (CBCD, CMP) one year before returning	Recommend simplifying the abbreviations CBCD and CMP
Needs generic name	<i>Definition</i> Adjuvant TH: Adjuvant therapy given after surgery or radiation, combining taxol (a chemotherapy drug) and herceptin (targeted therapy for HER2-positive breast cancer)	Recommend providing the generic names for Taxol and Herceptin

Phrasing awkward	is	<i>Common Question</i> What is adjuvant hormonal therapy and why do you strongly recommend it for my treatment plan?	The phrasing of “why do you” may make the reader think the clinician is specifically answering this question
Provider preference	pref-	<i>Definition</i> Left breast ductal carcinoma in situ Ductal carcinoma in situ	The definition for “left breast ductal carcinoma in situ” is redundant if “ductal carcinoma in situ” has already been defined
Unnecessary excess information	infor-	<i>Definition</i> Nipple discharge: fluid seeping out of the nipple, which may be a symptom of a benign disorder or a sign of breast cancer	“which may be a symptom...” is unnecessary commentary on the definition

# I Supplementary File 7: Web Survey Details

## Participants

We recruited participants using the crowdsourcing platform Prolific <sup>2</sup> with the following inclusion criteria: age 40–100, sex: female, fluent languages: English, approval rate: 98–100. The interface for the user study was implemented using React and NodeJs with a Flask server.




Figure 7: Welcome screen for web survey.

## Demographics Survey

Do you work, or have you ever worked, in healthcare?

- Yes, I am a healthcare professional (Medical Doctor, Doctor of Osteopathic Medicine, Registered Nurse etc.)

---

<sup>2</sup><https://www.prolific.com/>

- Yes, I was previously employed as a healthcare professional (Medical Doctor, Doctor of Osteopathic Medicine, Registered Nurse etc.)
- No, I have never been employed in healthcare.

Do you have a personal history of cancer?

- Yes, I either currently have cancer or have had cancer at some point in the past.
- No, I have never been diagnosed with cancer.

Have you ever accessed a patient portal to read clinical notes?

- Yes
- No

How many clinical notes have you read in the past 12 months?

- None
- 1
- 2 or 3
- 4 or more
- Don't know / don't remember

How do you use the portal? Select all that apply

- As a patient
- As a care partner
- As a parent

In the last 12 months, how many healthcare visits have you had at any healthcare facility?

- 0
- 1-5
- 6-10

- 11-20
- More than 20

In general, how would you rate your overall health?

- Excellent
- Very good
- Good
- Fair
- Poor

How confident are you at filling out medical forms by yourself?

- Not at all
- A little bit
- Somewhat
- Quite a bit
- Extremely

What is the highest level of schooling you have completed?

- 8th grade or less
- High school graduate or GED
- 2-year college degree graduate
- 4-year college degree graduate
- Masters or doctoral degree graduate

What do you consider to be your race? Select all that apply

- American-Indian or Alaska Native
- Asian

- Black or African American
- Native Hawaiian or other Pacific Islander
- White
- Other

Are you of Hispanic, Latino, or Spanish origin?

- Yes
- No

What gender do you identify with?

- Female
- Male
- Transgender
- Other

What is your age?

- 21 years or younger
- 22-35 years old
- 36-45 years old
- 46-55 years old
- 56-65 years old
- 66-75 years old
- 76 years or older

Which of the following best describes your current employment status?

- Employed for wages
- Self-employed



- Homemaker
- Unemployed
- Retired
- Unable to work

How much do you agree with the following statement: "Artificial intelligence can have a beneficial impact in medicine."

- Strongly Agree
- Somewhat Agree
- Neither Agree nor Disagree
- Somewhat Disagree
- Strongly Disagree

### **Health Literacy Test**

Participants were given the following instruction "Before we begin the study, we want to understand how much you already know about cancer. Please answer these questions WITHOUT looking at any other resources or websites."

The normal range of hemoglobin for a male is 13.3-17.2 g/dl. Joe's hemoglobin is 9.7 g/dl. Is Joe within the normal range?

- Yes
- No

A biopsy of a tumor is done to ...

- Remove it
- Diagnose it
- Treat it

If a patient has stage 1 cancer, it means the cancer is ...

- Localized
- In nearby organs
- In distant sites

The role of a physical therapist is to talk to a patient about emotional needs.

- True
- False

A tumor is considered "inoperable" when it cannot be treated with ...

- Radiation therapy
- Surgery
- Chemotherapy

Sally will get radiation therapy once a day, Monday through Friday. If Sally has therapy for 4 weeks, how many times will she get radiation therapy?

- 5
- 15
- 20

**Screenshots of Survey**

### Quiz Questions

**Which of the following are the next steps for the patient to consider?** *Select all that apply*

Port placement

Hormonal therapy

Mastectomy

Antibiotics

**How long would chemotherapy last, if completed?**

About 2 months

About 3 months

About 4 months

About 5 months

**Which of the following are potential side effects from the patient's treatment listed in the note?** *Select all that apply*

Fatigue

**Breast Cancer Stage I: Treatment Plan and Chemotherapy Discussion**

ORIGINAL

SIMPLIFIED

*Use the buttons above to switch between the original and simplified notes.*

**Invasive ductal carcinoma** of the **left breast, upper central**, apparently **stage I (pT1c, pN0i+)**, **ER/PR positive** and **HER-2/neu negative** by FISH), status post **lumpectomy** with **negative margins**. I had another extensive discussion with the patient today. We first discussed all the issues surrounding the discordant results on her **estrogen receptor** between **immunohistochemistry** and the **Oncotype assay**. I spoke at length with the **pathologist** from the **Oncotype assay** lab, and he stated that in about 1 % of cases they see a **discordance** between the **PCR result** and the **immunohistochemistry**, as has occurred in this case. I reviewed with the patient and her husband that all of the **clinical trial data** suggesting benefit for the use of **adjuvant hormonal therapy** in breast cancer are based on the use of **immunohistochemistry** to determine whether patients should receive such therapy. I discussed with the **pathologist** from the Oncotype lab that in my own understanding we have absolutely no **clinical trial data** to tell us for sure that patients with a negative PCR test on the **Oncotype assay** would not benefit from **adjuvant hormonal therapy**. Therefore, I would strongly recommend that the patient still pursue **adjuvant hormonal therapy** since I think there has to be at least some chances he will stand to benefit from such therapy, and we are dealing with a high-risk cancer. We discussed **tamoxifen** versus the **aromatase inhibitors**, but I think

FAQ   KEY INFO   TODO LIST

*Click on a question to see its answer:*

- ▼ Can you explain the difference between the immunohistochemistry and Oncotype assay results, and why there is discordance in my estrogen receptor results?
- ▼ What is adjuvant hormonal therapy and why do you strongly recommend it for my treatment plan?
- ▼ What are the differences between tamoxifen and aromatase inhibitors, and how will we decide which one to use?
- ▼ What is the purpose of including the chemotherapy regimen with docetaxel and cyclophosphamide in my treatment plan, and what should I expect during this process?
- ▼ Can you discuss potential side effects of the chemotherapy drugs, and what precautions or treatments will be in place to help me manage these side effects?
- ▼ What is an Infuse-A-Port and why do I need one placed before starting chemotherapy?
- ▼ How will my treatment be adjusted if I experience neutropenic fever or leukopenia

**Definitions**

*Click on a medical term to see its definition:*

**Invasive ductal carcinoma**

A common type of breast cancer that starts in the milk ducts and spreads into surrounding breast tissue.

**Left breast**

The breast on the left side of a person's chest.

**Upper central**

Refers to the location in the breast where the cancer is found, specifically in the upper and central area.

**Stage I**

An early stage of cancer, indicating that the tumor is small and has not spread to nearby lymph node

[more...](#)

Figure 8: All augmentations condition interface with quiz questions.

**How long would chemotherapy last, if completed?**

- About 2 months
- About 3 months
- About 4 months
- About 5 months

**Which of the following are potential side effects from the patient's treatment listed in the note? Select all that apply**

- Fatigue
- Loss of vision
- Hair loss
- Muscle Aches
- Nausea
- Fever
- Shortness of breath

**What did you use to answer these questions? Was it easy or hard?**

Response

I

**How confident do you feel about the patient's next steps?**

- Very unsure
- Somewhat unsure
- Neither confident nor unsure
- Somewhat confident
- Very confident

**How well do you understand the care the patient is receiving?**

- Not well at all
- Slightly well
- Moderately well
- Very well
- Extremely well

Figure 9: Quiz questions for an example note.

**Quiz Questions**

**Which breast(s) of the patient did the clinician recommend not removing?**

Left breast

Right breast

Left and right breast

Neither breast

**What are the potential next treatment steps for the patient?** *Select all that apply*

Left breast mastectomy

Right breast mastectomy

Radiation therapy

Chemotherapy

Reconstruction

### 42F Consultation for High-Grade DCIS and Autologous Reconstruction Preferences

42F with left breast DCIS high grade with comedo necrosis. Julia presents today for a second opinion. She has an appointment with Dr. Miller to discuss autologous reconstruction which is her preference. I agree with Dr. Anderson's advice and plans. I do think that she likely has extensive left breast DCIS as indicated by the several areas of suspicious calcifications and my assessment is that she will likely require mastectomy. I would like to review her case at our multidisciplinary tumor board including pathology review and evaluation of the contralateral breast or any areas of concern. I anticipate it will take us a week or so to get the slides from Cambridge so will tentatively plan on a presentation next week.

We discussed that, given her genetics result and family history contralateral risk reducing mastectomy is not recommended but could be done for symmetry. I did caution her that contralateral mastectomy would double her operative risk without improving her survival from this breast cancer.

We discussed autologous and implant reconstruction and that either

Figure 10: Control condition interface with quiz questions.

**Quiz Questions**

**Which of the following procedures is the patient due for?** *Select all that apply*

DEXA scan

Colonoscopy

Mammogram

Tram flap reconstruction

**When should the patient complete their blood tests?**

As soon as possible

At the next appointment with their oncologist

When they see their primary care physician

In one year before their next appointment with the oncologist

**Which of the following medications is the patient taking?** *Select all that apply*

Arimidex

Pain relief medication

tamoxifen

[NEXT](#)

### Title: Stage 1 IDC Survivorship with Left Shoulder Osteoarthritis and Managed Liver Enzymes

ORIGINAL
SIMPLIFIED

*Use the buttons above to switch between the original and simplified notes.*

1. **Left UOQ Invasive Ductal Carcinoma stage 1 (T1c, N0, M0) ER+/PR+/Her2 negative** with **DCIS, well differentiated** s/p **bilateral mastectomy** with **tram flap reconstruction** with **nipple preservation** on the right with **Low Oncotype DX score**. Completed **Arimidex**, started 1/2015. (**tamoxifen** from 3/2014-1/2015). She Completed **tamoxifen** plus 5 years of **AI** 1/2020.

**Survivorship care plan** developed and discussed on 02/06/2017

She stopped **Arimidex** in 01/2020. It was discussed potentially extending for 10 years. She was not inclined to do so

No need for mammogram, patient with double mastectomy

2. Left shoulder and coccyx Osteoarthritis: pain resolved, does not take anything for pain at this point, the pain is on and off
3. Previously elevated **Liver enzymes**, now normal: **normal US** with **normal LFT, increased Bili** resolved.
4. RTC 1 year **CBCD, CMP** prior to return
5. **Low bone density, Dexa** due 5/18/2023, AS she has completed **AI**, this could be done by

**Definitions**  
[Click on a medical term to see its definition.](#)

**Left UOQ Invasive Ductal Carcinoma**  
A type of breast cancer that starts in the milk ducts and spreads to surrounding tissue, located in [more...](#)

**Stage 1**  
An early stage of cancer where the tumor is small and has not spread to nearby lymph nodes or distant [more...](#)

**T1c**  
In tumor staging terms, T1c indicates a small primary tumor between 1-2 cm in size.

**N0**  
A term in cancer staging, indicating no affected lymph nodes.

**M0**  
A term in cancer staging, indicating that the cancer has not spread to distant parts of the body.

Figure 11: Select augmentations condition interface with quiz questions.

Please answer the following questions relating to your experience reading the notes.

**If you were to read another clinical note, which modifications would you choose?**

- Simplification
- Definitions
- Common Questions
- Structured Data
- Todo List

**Describe why you chose your preferred modifications.**

Response



NEXT

Figure 12: Post survey question.

**DISCLAIMER**

The content of the modifications used in this study were generated using artificial intelligence. **They may contain false or misleading information** The contents of these notes are **NOT** medical advice.

Figure 13: Disclaimer at the end of the survey.