

Hyperuniformity in the Manna Model, Conserved Directed Percolation and Depinning

Kay Jörg Wiese

CNRS-Laboratoire de Physique de l'Ecole Normale Supérieure, PSL Research University,
Sorbonne Université, Université Paris Cité, 24 rue Lhomond, 75005 Paris, France.

We use an exact mapping of the Manna model, or equivalently conserved directed percolation, onto disordered elastic manifolds at depinning to show that particle-density fluctuations in these two models are hyperuniform. The structure factor of the particle density behaves for small q as $S(q) \sim |q|^\sigma$ with $\sigma = 4 - d - 2\zeta$, where ζ is the roughness exponent at depinning. In dimension $d = 1$, $\sigma = 1/2$, while for all dimensions $0.6 > \sigma \geq 0$. Our results fit well known simulations in the literature, except in $d = 1$, where we perform our own simulations to confirm our findings.

Hyperuniformity. Consider a particle system of size L , where the total number N_{tot} of particles is conserved. We ask how many particles N_R are in a part of the system of size $R \ll L$. If the system is translationally invariant, then

$$\langle N_R \rangle = \frac{N_{\text{tot}}}{L^D} R^d. \quad (1)$$

How does N_R fluctuate? We expect that

$$\text{var}(N_R) = \langle N_R^2 \rangle - \langle N_R \rangle^2 \sim R^\kappa. \quad (2)$$

One can show [1] that (except for fine-tuned models [2])

$$d - 1 \leq \kappa \leq d. \quad (3)$$

A Poisson process has $\kappa = d$, a regular lattice $\kappa = d - 1$. When $\kappa < d$ the system is said to be *hyperuniform*. This terminology was introduced in [3] for $\kappa = d - 1$, but is now used for any $\kappa < d$ [4]. One can equivalently consider the structure factor of the Fourier transform n_q of the density $n(x)$. Its small- q behavior is

$$S(q) = \langle n_q n_{-q} \rangle \sim q^\sigma, \quad \kappa + \sigma = d. \quad (4)$$

In a hyperuniform system $0 < \sigma \leq 1$.

The Manna sandpile and conserved directed percolation. For sandpile models, hyperuniformity was first observed in [5], and later in [4, 6–9]. It renders simulations better convergent, allowing for results from the Manna or Oslo model to exceed in size those obtained directly for the depinning of disordered elastic manifolds. Here we evaluate σ analytically for the Manna model (MM) and conserved directed percolation (CDP).

There was a long debate whether the Manna model, or the corresponding CDP theory, are in the same universality class as disordered elastic manifolds or whether they instead belong to a different universality class, the directed-percolation (DP) class. This question was finally settled by showing that the Manna model is equivalent to the CDP equations [10], and that an exact mapping exists between CDP and disordered elastic manifolds [11]. Let us recall this mapping: CDP can be written in terms of two fields, a density of particles $n(x, t)$, and an activity $\rho(x, t)$,

$$\partial_t \rho(x, t) = \nabla^2 \rho(x, t) + [2n(x, t) - 1] \rho(x, t) - 2\rho(x, t)^2 + \sqrt{2\rho(x, t)} \xi(x, t), \quad (5)$$

$$\partial_t n(x, t) = \nabla^2 \rho(x, t). \quad (6)$$

Here $\xi(x, t)$ is a standard white noise

$$\langle \xi(x, t) \xi(x', t') \rangle = \delta^d(x - x') \delta(t - t'). \quad (7)$$

Consider now the Manna model [12]. If we denote the fraction of i times occupied sites as a_i , then (for each site x and time t) $\sum_{i=0}^\infty a_i = 1$, the number of particles is $\sum_{i=1}^\infty i a_i = n$, and the activity $\sum_{i=2}^\infty (i - 1) a_i = \rho$. The last definition, introduced in [10], gives a higher toppling rate to triple and higher occupied sites than the standard definition of the Manna model. Since we are interested in densities close to the transition, this does not matter [10]. The benefit of this definition is the existence of the exact sum rule

$$n - \rho + e = 1, \quad (8)$$

where $e := a_0$ is the fraction of empty sites.

Instead of writing coupled equations for $n(x, t)$ and $\rho(x, t)$, with the help of the sum rule (8) we can write coupled equations for $\rho(x, t)$ and $e(x, t)$,

$$\partial_t e(x, t) = [1 - 2e(x, t)] \rho(x, t) + \sqrt{2\rho(x, t)} \xi(x, t), \quad (9)$$

$$\partial_t \rho(x, t) = \nabla^2 \rho(x, t) + \partial_t e(x, t). \quad (10)$$

In this formulation, it is easy to show the equivalence to disordered elastic manifolds [11, 13]. To this aim define

$$\rho(x, t) = \partial_t u(x, t) \quad (\text{the velocity of the interface}), \quad (11)$$

$$e(x, t) = \mathcal{F}(x, t) \quad (\text{the force acting on it}). \quad (12)$$

The second equation (10) is the time derivative of the equation of motion of an interface, subject to a random force $\mathcal{F}(x, t)$,

$$\partial_t u(x, t) = \nabla^2 u(x, t) + \mathcal{F}(x, t). \quad (13)$$

Since $\rho(x, t)$ is positive for each x , $u(x, t)$ is monotonously increasing. Instead of parameterizing $\mathcal{F}(x, t)$ by space x and time t , it can be written as a function of space x and interface position $u(x, t)$. Setting $\mathcal{F}(x, t) \rightarrow F(x, u(x, t))$, the first equation (9) becomes

$$\begin{aligned} \partial_t \mathcal{F}(x, t) &\rightarrow \partial_t F(x, u(x, t)) \\ &= \partial_u F(x, u(x, t)) \partial_t u(x, t) \\ &= \left[1 - 2F(x, u(x, t)) \right] \partial_t u(x, t) \\ &\quad + \sqrt{2\partial_t u(x, t)} \xi(x, t). \end{aligned} \quad (14)$$

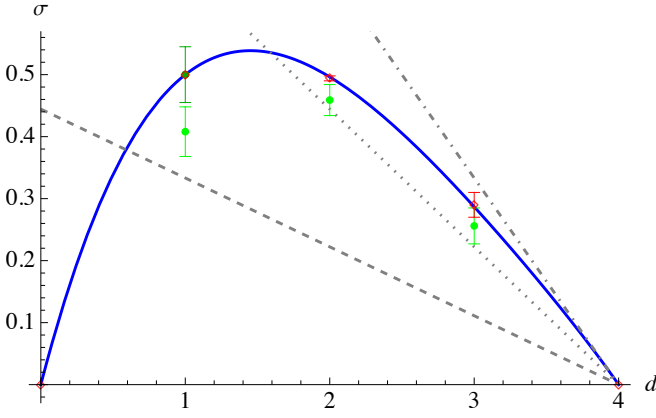


FIG. 1. The exponent σ of the structure factor $S(q) \sim |q|^\sigma$ as a function of dimension d for the Manna model. Solid line from the ϵ -expansion of [15], red dots (with error bars) from [16, 17]. Numerical simulations in green are from [18] as cited in [6]. The Dark green data point is from Fig. 2. In gray are the different ϵ -expansion results, $\sigma = \epsilon/9$ (dashed) [6], $\sigma = 2\epsilon/9$ (dotted)[19] and $\sigma = \epsilon/3$ (dot-dashed) (leading term of Eq. (22)).

For each x , this equation is equivalent to an Ornstein-Uhlenbeck [14] process $F(x, u)$, defined by

$$\partial_u F(x, u) = 1 - 2F(x, u) + \sqrt{2} \xi(x, u), \quad (15)$$

$$\langle \xi(x, u) \xi(x', u') \rangle = \delta^d(x - x') \delta(u - u'). \quad (16)$$

It is a Gaussian Markovian process with mean $\langle F(x, u) \rangle = 1/2$, and variance in the steady state of

$$\langle [F(x, u) - \frac{1}{2}] [F(x', u') - \frac{1}{2}] \rangle = \frac{1}{2} \delta^d(x - x') e^{-2|u - u'|}. \quad (17)$$

Writing the equation of motion (13) as

$$\partial_t u(x, t) = \nabla^2 u(x, t) + F(x, u(x, t)), \quad (18)$$

it is the equation of motion of an interface with position $u(x, t)$, subject to a disorder force $F(x, u(x, t))$. The latter is δ -correlated in the x -direction, and short-ranged correlated in the u -direction. In other words, this is a disordered elastic manifold subject to Random-Field (RF) disorder. As a consequence, results for disordered elastic manifolds can immediately be used for CDP and the Manna model.

Hyperuniformity in the Manna model. After these reminders, let us calculate the particle-density correlation function. We first have to identify $n(x, t)$ with the appropriate random-manifold field. Using Eq. (6), and the identification (11), we find $\partial_t n(x, t) = \nabla^2 \partial_t u(x, t)$, or after integration over time

$$n(x, t) = \nabla^2 u(x, t) + n_0. \quad (19)$$

Here n_0 is the conserved mean density of particles, i.e. the conserved total number of particles divided by the volume. (We used $\int_x \nabla^2 u(x, t) = 0$.) As a consequence, for equal time t ,

$$\langle n(x) n(y) \rangle^c \sim |x - y|^{2\zeta - 4}. \quad (20)$$

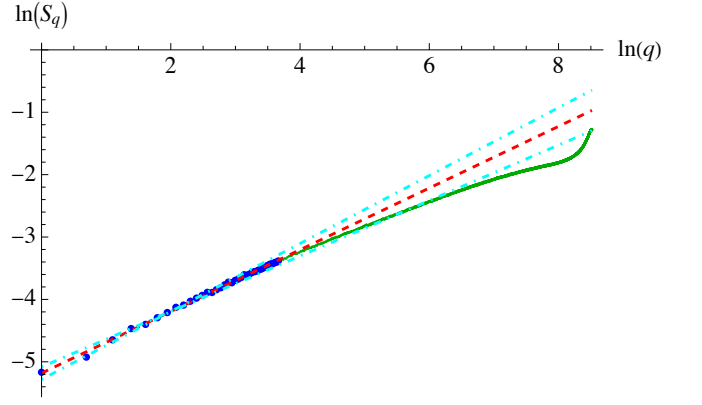


FIG. 2. The structure factor S_q in a ln-ln plot for a periodic system of size $L = 10^5$, with 8×10^7 samples. The red dashed line has slope $1/2$, the cyan curves slopes 0.45 and 0.55 .

In Fourier space this reads

$$S_q := \langle n_q n_{-q} \rangle \sim |q|^\sigma, \quad \sigma = 4 - d - 2\zeta. \quad (21)$$

Denoting $\epsilon = 4 - d$, σ has ϵ expansion, see [20, 21] (2-loop) and [15] (3-loop)

$$\sigma = \epsilon - 2\zeta = \frac{\epsilon}{3} - 2\zeta_2 \epsilon^2 - 2\zeta_3 \epsilon^3 + \mathcal{O}(\epsilon^4) \quad (22)$$

$$\zeta_2 = 0.0477709715468230578... \quad (23)$$

$$\zeta_3 = -0.0683544(2). \quad (24)$$

In dimension $d = 1$ we know that $\zeta = 5/4$ [4, 17], s.t.

$$\sigma(d = 1) = 1/2. \quad (25)$$

The exponent σ vanishes in dimensions $d = 4$ ($\epsilon = 0$) and $d = 0$: up to logarithmic corrections $\zeta = 2$ there. Using $\zeta(d = 2) = 0.753 \pm 0.002$ [16] and $\zeta(d = 3) = 0.355 \pm 0.01$ [16], we find for the remaining dimensions

$$\sigma(d = 2) = 0.494(4), \quad \sigma(d = 3) = 0.29(2). \quad (26)$$

Thus $0 \leq \sigma < 1$ in all dimensions, the signature given in Eqs. (3)-(4) for a hyperuniform system. This is summarized in Fig. 1 (red dots with error bars). Also shown is the prediction (21) using the 3loop-result of [15] (blue line), and numerical simulation results for the Manna model [18].

There is some tension between [18] and our exact result $\sigma(d = 1) = 1/2$. For this reason we performed numerical simulations for systems of sizes $L = 10^3$ and $L = 10^4$. The results of the latter are shown on Fig. 2. There are clearly strong finite-size corrections which make understandable the relative small value given in [18]. However, in the relevant limit of small q , the data are consistent with $\sigma = 0.5$ (red dashed line), while the cyan (bright) lines with slope 0.45 and 0.55 are the confidence interval reported on Fig. 1. The deviations from the pure power-law can be fitted with a logarithm, as Fig. 3 attests. One may speculate that this is related to the saturation of the apparent roughness exponent at depinning

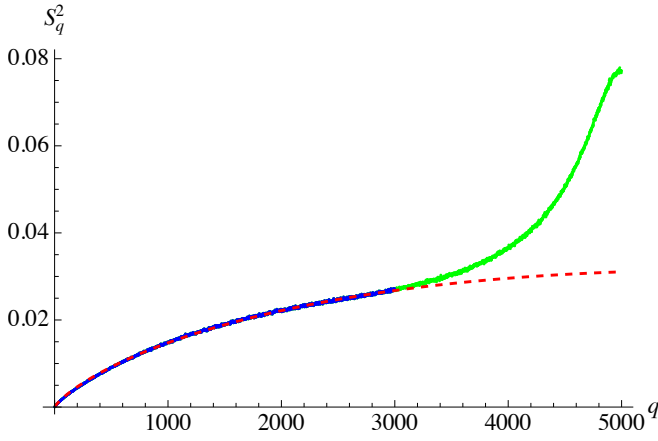


FIG. 3. Fit (red dashed) of S_q^2 (solid blue used for fit, green not used) for $L = 10^5$ with $S_q^2 \simeq 5.31 \cdot 10^{-6} q \ln(16111/q)$.

$\zeta_{\text{app}}^{\text{dep}}(d = 1) \approx 1$ [22, 23]. A hyperuniformity exponent of $1/2$ is also observed in the related Oslo model [4].

Relation to the literature. Our results contradict two works from the literature: $\sigma = \epsilon/9$ [6] and $\sigma = 2\epsilon/9$ [19]. None of these works uses functional RG, which seems to be crucial to account for the non-trivial structure present at 2-loop and [20, 21] 3-loop order [15] at depinning. Ref. [19] does this calculation in terms of active and passive particles. The density of the latter is a linear combination of fields used here, $n_p = a_1 \approx n - 2\rho$; since $n - n_0 = \nabla^2 u$ and $\rho = \partial_t u$, the scaling dimensions of the two terms differs by $z - 2 = \mathcal{O}(\epsilon)$. As a result, n_p is not a proper scaling field of the RG, a problem known in other contexts [24]. Since the two fields are degenerate at $\epsilon = 0$, their respective $\mathcal{O}(\epsilon)$ corrections are easily attributed to the $\mathcal{O}(\epsilon)$ correction of their linear combination n_p . Another problem in [19] is the introduction of an additional noise in Eqs. (4) and (5) which does not vanish in the absorbed state $\rho = 0$. It would be possible to add $\sqrt{\rho(x,t)}\nabla\tilde{\eta}(x,t)$, with $\langle\eta^i(x,t)\eta^j(x',t')\rangle = \delta^d(x-x')\delta(t-t')\delta^{ij}$, or $\nabla[\sqrt{\rho(x,t)}\tilde{\eta}(x,t)]$, but comparing $\nabla^2\rho \sim L^{\zeta-z-2}$ to $\sqrt{\rho(x,t)}\nabla\tilde{\eta}(x,t) \sim L^{\frac{\zeta-z}{2}-1-\frac{d+z}{2}}$ we conclude that the latter is irrelevant as long as $d + \zeta > 2$, which is satisfied for all $d > 0$.

Conclusions. In this letter, we have shown how hyperuniformity in the Manna model is related to depinning. This equivalence yields precise theoretical predictions for the hyperuniformity exponent in all dimensions. Turning the argument around, Eq. (3) bounds the roughness ζ at depinning by

$$\frac{3-d}{2} < \zeta \leq \frac{4-d}{2}. \quad (27)$$

While the upper bound is equivalent to dimensional reduction [23], the lower bound is new.

Given the quite general structures present here and in earlier studies, hyperuniformity should no longer be considered a

surprise. We challenge the reader to find a conserved particle system which is not hyperuniform.

-
- [1] J. Beck, *Irregularities of distributions. I*, *Acta Math.* (1987).
 - [2] J. Beck, *Randomness in lattice point problems*, *Discrete Mathematics* **229** (2001) 29–55.
 - [3] S. Torquato and F.H. Stillinger, *Local density fluctuations, hyperuniformity, and order metrics*, *Phys. Rev. E* **68** (2003) 041113.
 - [4] P. Grassberger, D. Dhar and P. K. Mohanty, *Oslo model, hyperuniformity, and the quenched Edwards-Wilkinson model*, *Phys. Rev. E* **94** (2016) 042314, [arXiv:1606.02553](#).
 - [5] M. Basu, U. Basu, S. Bondyopadhyay, P. Mohanty and H. Hinrichsen, *Fixed-energy sandpiles belong generically to directed percolation*, *Phys. Rev. Lett.* **109** (2012) 015702.
 - [6] D. Hexner and D. Levine, *Hyperuniformity of critical absorbing states*, *Phys. Rev. Lett.* **114** (2015) 110602.
 - [7] S.B. Lee, *Universality class of the conserved Manna model in one dimension*, *Phys. Rev. E* **89** (2014) 060101.
 - [8] R. Dickman and S.D. da Cunha, *Particle-density fluctuations and universality in the conserved stochastic sandpile*, *Phys. Rev. E* **92** (2015) 020104.
 - [9] R. Garcia-Millan, G. Pruessner, L. Pickering and K. Christensen, *Correlations and hyperuniformity in the avalanche size of the Oslo model*, *EPL* **122** (2018) 50003.
 - [10] K.J. Wiese, *Coherent-state path integral versus coarse-grained effective stochastic equation of motion: From reaction diffusion to stochastic sandpiles*, *Phys. Rev. E* **93** (2016) 042117, [arXiv:1501.06514](#).
 - [11] P. Le Doussal and K.J. Wiese, *An exact mapping of the stochastic field theory for Manna sandpiles to interfaces in random media*, *Phys. Rev. Lett.* **114** (2014) 110601, [arXiv:1410.1930](#).
 - [12] S.S. Manna, *Two-state model of self-organized critical phenomena*, *J. Phys. A* **24** (1991) L363–L369.
 - [13] H.-K. Janssen and O. Stenull, *Directed percolation with a conserved field and the depinning transition*, *Phys. Rev. E* (2016) 042138, [arXiv:607.01635](#).
 - [14] G. E. Uhlenbeck and L. S. Ornstein, *On the theory of the Brownian motion*, *Phys. Rev.* **36** (1930) 823–841.
 - [15] M.N. Semeikin and K.J. Wiese, *Roughness and critical force for depinning at 3-loop order*, (2023), [arXiv:2310.12801](#).
 - [16] A. Rosso, A.K. Hartmann and W. Krauth, *Depinning of elastic manifolds*, *Phys. Rev. E* **67** (2003) 021602, [cond-mat/0207288](#).
 - [17] A. Shapira and K.J. Wiese, *Anchored advected interfaces, Oslo model, and roughness at depinning*, *J. Stat. Mech.* **2023** (2023) 063202, [arXiv:2302.13749](#).
 - [18] M. Henkel, H. Hinrichsen and S. Lübeck, *Non-Equilibrium Phase Transitions*, Springer, Dordrecht, 2008.
 - [19] X. Ma, J. Pausch and M.E. Cates, *Theory of hyperuniformity at the absorbing state transition* 2023, [arXiv:2310.17391](#).
 - [20] P. Chauve, P. Le Doussal and K.J. Wiese, *Renormalization of pinned elastic systems: How does it work beyond one loop?*, *Phys. Rev. Lett.* **86** (2001) 1785–1788, [cond-mat/0006056](#).
 - [21] P. Le Doussal, K.J. Wiese and P. Chauve, *2-loop functional renormalization group analysis of the depinning transition*, *Phys. Rev. B* **66** (2002) 174201, [cond-mat/0205108](#).
 - [22] H. Leschhorn and L.-H. Tang, *Comment on “Elastic string in a random potential”*, *Phys. Rev. Lett.* **70** (1993) 2973–2973.
 - [23] K.J. Wiese, *Theory and experiments for disordered elastic manifolds, depinning, avalanches, and sandpiles*, *Rep. Prog. Phys.* **85** (2022) 086502 (133pp), [arXiv:2102.01215](#).
 - [24] A. Kaviraj, S. Rychkov and E. Trevisani, *Parisi-Sourlas supersymmetry in random field models*, *Phys. Rev. Lett.* **129** (2022) 045701.