

# Code Simulation Challenges for Large Language Models

\*Emanuele La Malfa<sup>1,2</sup>, Christoph Weinhuber<sup>1,3</sup>, Orazio Torre<sup>4</sup>, Fangru Lin<sup>1</sup>  
Anthony Cohn<sup>2,5</sup>, Nigel Shadbolt<sup>1,2</sup> and Michael Wooldridge<sup>1,2</sup>

<sup>1</sup>University of Oxford, <sup>2</sup>The Alan Turing Institute, <sup>3</sup>Technical University of Munich

<sup>4</sup>University of Salerno, <sup>5</sup>University of Leeds

## Abstract

We investigate the extent to which Large Language Models (LLMs) can simulate the execution of computer code and algorithms. We begin by looking straight line programs, and show that current LLMs demonstrate poor performance even with such simple programs – performance rapidly degrades with the length of code. We then investigate the ability of LLMs to simulate programs that contain critical paths and redundant instructions. We also go beyond straight line program simulation with sorting algorithms and nested loops, and we show the computational complexity of a routine directly affects the ability of an LLM to simulate its execution. We observe that LLMs execute instructions sequentially and with a low error margin only for short programs or standard procedures. LLMs’ code simulation is in tension with their pattern recognition and memorisation capabilities: on tasks where memorisation is detrimental, we propose a novel prompting method to simulate code execution line by line. Empirically, our new *Chain of Simulation* (CoSm) method improves on the standard *Chain of Thought* prompting approach by avoiding the pitfalls of memorisation.

## 1 Introduction

Large Language Models (LLMs) based on Transformer architectures [Vaswani *et al.*, 2017] represent the state-of-the-art for many natural language tasks, from sentiment analysis to machine translation [Wang *et al.*, 2019; Zhang *et al.*, 2023a]. A major area of interest at the time of writing is to understand the capabilities of LLMs beyond the tasks of natural language understanding and generation for which they were originally designed. In this work, we explore the extent to which LLMs can simulate the execution of code and structured algorithms.<sup>1</sup> Figure 1 illustrates the well-studied analogy between LLMs and CPUs [Wei *et al.*, 2022a; Giannou *et al.*, 2023]: in this work, we treat LLMs as *analog* models that simulate the

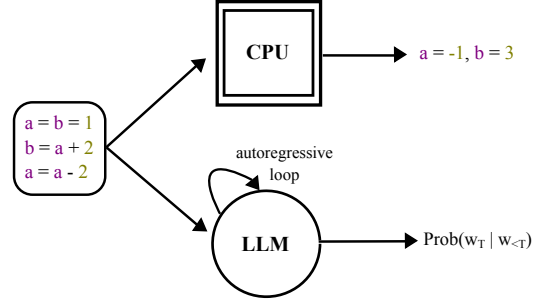


Figure 1: LLMs in an auto-regressive loop merge current input with previously generated context representations. We evaluate their ability to execute *digital* instructions (i.e., reliable computation and information storage). In contrast, CPUs with memory perform operations with almost no error. Both the LLM and CPU are schematised for illustrative purposes.

execution of instructions provided in the form of code. The code simulation capabilities of LLMs are an important object of study for at least two complementary reasons. First, LLMs have shown some capabilities for planning [Hao *et al.*, 2023; Ouyang *et al.*, 2022], which requires both reasoning step-by-step and recursively dividing a problem into its elementary components. Second, code simulation requires an LLM to turn instructions formulated in natural language and formal syntax (an algorithm) into a procedure or an optimisation problem that the model must solve correctly, and thus answers the question of whether LLMs can serve as *digital* computational models [Jojic *et al.*, 2023]. In more detail, in this paper we leverage the analogy between LLMs and CPUs to study the former as *analog* simulators of *digital* devices on algorithms. We test the ability of LLMs to simulate sequential, fault-tolerant, and redundant code; then, we focus on more challenging problems such as nested loops and the simulation of sorting algorithms. We illustrate the tensions between correct code simulation and faulty instruction execution, exacerbated by memorisation and pattern matching. We provide experimental results for GPT-3.5-Turbo, GPT-4 [OpenAI, 2023], Jurassic-Ultra [Lieber *et al.*, 2021], LLaMA2-70B [Touvron *et al.*, 2023b] and CodeLlama-34b-Instruct [Rozière *et al.*, 2023]. In addition, we investigate the tension between memorisation and code simulation and how the former affects the performances of LLMs on slight vari-

\*First author, correspondence to emanuele.lamalfa@cs.ox.ac.uk

<sup>1</sup>By *simulating*, we refer to a model that approximates the elementary operations of another one accurately.

ations of simple algorithms such as Fibonacci. We show that a prompting technique that forces a model to execute each instruction sequentially while outputting the program trace improves performance on many tasks and suppresses memorisation when it is detrimental to the downstream task: we refer to this new technique as *Chain of Simulation (CoSm)*.

Our work contributes to benchmarking *bare-bones* LLMs [Shanahan, 2022], i.e., those not extended with tools such as compilers or code interpreters. Our results serve to refute the hypothesis that LLMs can simulate basic instructions with low error probability analogously to digital computers [Jojic *et al.*, 2023], and provide empirical evidence that LLMs are not (even) “Chinese rooms” [Searle, 1980], since they cannot reliably simulate digital devices.

**Related Work.** LLMs to understand, generate, and improve code have mainly been developed with models that produce debugging information without invoking a compiler/interpreter [Vaithilingam *et al.*, 2022; Hou *et al.*, 2023; Santos *et al.*, 2023; Zan *et al.*, 2023; Widjojo and Treude, 2023]. Some work has explored LLMs and code simulation [Tufano *et al.*, 2023; Zhou *et al.*, 2023], particularly in [Liu *et al.*, 2023], where the authors fine-tune Transformer-based models to output the program trace of a program. Other work has studied Transformers and attention-based models in terms of the operations and programming languages they interpret and execute [Weiss *et al.*, 2021] and recursive code simulation [Zhang *et al.*, 2023b]. On a broader perspective, some work has investigated the Turing-completeness of LLMs [Pérez *et al.*, 2021; Giannou *et al.*, 2023; Wei *et al.*, 2022a; Schuurmans, 2023], and the ability of LLMs to follow instructions [Ouyang *et al.*, 2022] and policies expressed as code [Liang *et al.*, 2023]. Code simulation requires some degree of compositionality [McCoy *et al.*, 2023a], i.e., the result of complex expressions can be determined by its constituents and the rules used to combine them. Recent works explored compositionality in terms of simple mathematical operations LLMs can execute [Frieder *et al.*, 2023; Yang *et al.*, 2023; Yuan *et al.*, 2023], and revealed how the most potent models do not achieve that [McCoy *et al.*, 2023b; West *et al.*, 2023]. Our work further explores the tension between memorisation and performance on complex tasks [Eldan and Russinovich, 2023; Berglund *et al.*, 2023; Yang *et al.*, 2023], with results that illustrate how the former is at tension with the size of a model, the so-called “inverse scaling law” [Biderman *et al.*, 2023].

## 2 Methodology

The basic question we address in our work is the extent to which Transformer-based LLMs can reliably simulate the execution of code, from basic operations such as addition and assignment to more complex functions such as nested loops and sorting algorithms. For each class of problems, we query an LLM to simulate some code. We evaluate a model’s accuracy and order of magnitude of the error w.r.t. the ground truth answer, which we compute by means of a conventional compiler/interpreter. We formulate coding tasks in Python, as it represents the language of reference in most LLMs such as Code-Llama [Rozière *et al.*, 2023]

and is among the most covered languages in open-source LLMs [Gao *et al.*, 2020; Scao *et al.*, 2022] and network Q&A platforms such as Stack Exchange. We conduct the evaluation using the Chain of Thoughts (CoT) prompting technique [Wei *et al.*, 2022b] and in a zero-shot setting [Kojima *et al.*, 2022]. While  $k$ -shot prompting elicits superior performances on many tasks [Brown *et al.*, 2020; Touvron *et al.*, 2023a], in our experience it is ineffective with code simulation. As has been pointed out elsewhere [Min *et al.*, 2022; Petrov *et al.*, 2023], prompting examples is effective when it provides the model with (1) the label space, (2) the distribution of the input text, and (3) the format of the sequence. In our evaluation, we discovered that  $k$ -shot is ineffective in our setting since (1) and (2) are explicit and already have high coverage in the training data. At the same time, the format sequence (3) consists of elementary operations for which a “template” does not help and can saturate a model’s context. For each test bed, we report in the Appendix, Section C, an example of a non-fictitious prompt fed to the LLM, while in Section B, we describe what we believe are most interesting failure cases. We conducted our experiments on GPT-3.5, GPT-4, Jurassic-Ultra, LLaMA2-70B and CodeLlama-34b-Instruct; models with smaller context exhibit minimal code simulation capabilities and we thus excluded them from our analysis. Finally, we emphasise that we only evaluate models without access to compilers/interpreters so that the evaluation focuses on the capacity of each model to turn a prompt specified in natural language into a routine and then simulate it.

## 3 Code Simulation

This section describes our results with open- and closed-source models on code simulation, such as GPT-4 and LLaMA2. We conduct experiments on straight line programs, code with critical paths, and fault-tolerant instructions. The key controlled variable is the number of instructions [Zhou *et al.*, 2023].

### 3.1 Straight Line Programs Simulation

We synthesize straight line programs with  $\{10, 20, 30, 40, 50\}$  instructions and a fixed number of variables (e.g., 5), and we ask an LLM to compute the value of one of those variables when the computation ends. Here is an example of one of our prompts:

---

```
"""
Simulate this Python code. Think step by
step and then reply with the numerical
value a1 has at the end of the
computation.
"""

a0=-1; a1=0; a2=-6
a1 += a2
a0 = a2
a0 &= a0
a1 |= a0
a0 -= a2
```

---

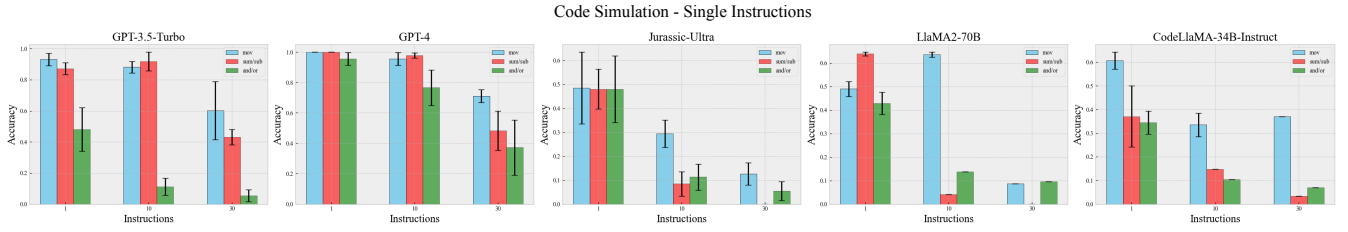


Figure 2: Number of correct guesses (3 independent runs of 30 experiments each) of ChatGPT-3.5-turbo, GPT-4, Jurassic-Ultra, LLaMA2-70B and CodeLlama-34b-Instruct on code snippets with solely {and, or}, {add, sub} and {mov} instructions. We group results by codes of varying number of instructions (x-axis).

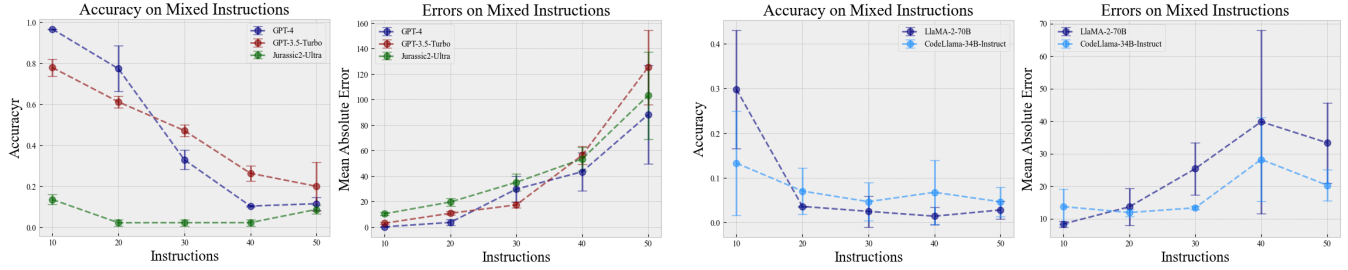


Figure 3: Accuracy and Mean Absolute Error of GPT-3.5-turbo, GPT-4 and Jurassic-Ultra (left), LLaMA2-70B and CodeLlama-34b-Instruct (right) on code of varying length with mixed instructions (out of 3 independent runs of 30 experiments each).

Each program line listed above updates the values of the *destination* variable with that of the *source*. In our experiments, we test two cases: in the former, we prompt code that contains only {add, sub}, {mov}, or logical-{and, or} instructions, while in the latter we combine them uniformly. Programs keep the order magnitude of the variables small by construction to mitigate the detrimental effect of large inputs on the accuracy of LLMs [Dziri *et al.*, 2023]. Both settings prompt each LLM to predict the state of a variable at the end of the computation and compare the output to that of a conventional Python interpreter. Figure 2 shows that, for code containing only one type of instruction, Jurassic-Ultra, LLaMA2-70B and CodeLlama-34b-Instruct are poor code simulators: their performance negatively correlates with the length of the input program. GPT-4 and GPT-3.5-Turbo are more accurate, though the same detrimental effect is evident, for example, on programs with 30 sequential instructions. Figure 3 shows our results for code with mixed instructions. GPT-4 is a reliable instructions simulator, followed by GPT-3.5-Turbo. Conversely, Jurassic and the LLaMA family models cannot reliably simulate even short snippets of instructions. For all models we evaluated, accuracy drops significantly for longer programs, suggesting that LLMs can maintain a consistent program trace only for short programs. The accuracy of each model on mixed instruction is lower than with single instructions, suggesting that these models struggle with compositionality. We further note that most errors occur when the output of the LLM consists only of the final result of the computation rather than the complete program execution trace.<sup>2</sup> Yet some notable exceptions occur, as described in the Appendix, Section B.

<sup>2</sup>For GPT-4, we observed this in more than 95% of cases. The output of each experiment is available in the code attachment.

### 3.2 Smart Execution via Critical Paths

Some sequential problems can be solved without executing all the instructions in a program: consider the following code where a model is prompted to predict the value of *a3*:

```
a0 = a1 = a2 = 1
a3 = a4 = a5 = -1
a0 -= a1
a3 -= a4
a5 &= a3
a3 |= a5
a0 += a1
a1 -= a3
```

To compute the value of *a3*, it suffices to execute only those code blocks highlighted in red. We refer to such a portion of the program as the *critical path* of variable *a3*, which is declared and modified for the successive three instructions and left unchanged. From a theoretical perspective, it is straightforward to build a neural network that isolates a variable’s critical path, as shown in the Appendix, Section A.1. We thus perform experiments with programs that contain critical paths shorter than the entire program. In Figure 4, and for 90 programs split into three independent runs, we present the results when GPT-3.5-turbo, GPT-4, Jurassic-Ultra, LLaMA2-70B and CodeLlama-34b-Instruct are prompted to execute snippets of 20 and 30 instructions, with critical paths of varying length (i.e., {5, 10, 15, 20}). We find that LLMs cannot leverage smart execution: their accuracy is affected by the critical path length. While GPT-3.5-turbo is more robust to variations of critical path length (though its accuracy is lower than that of GPT-4), GPT-4 suffers from a more severe drop in accuracy when critical path length approaches that of the entire program. We also notice that Jurassic-Ultra cannot gener-

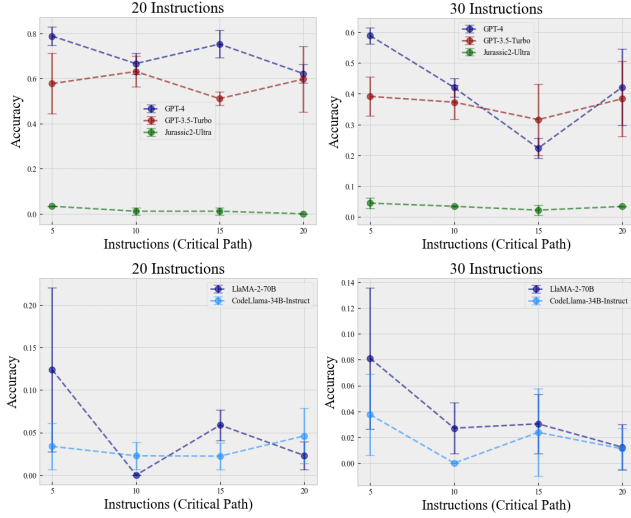


Figure 4: The accuracy of GPT-3.5-turbo, GPT-4, Jurassic-Ultra (top), and LLaMA-2-70B and CodeLlama-34b-Instruct (bottom) on programs with varying critical path lengths, for snippets of respectively 20 (left) and 30 (right) lines of code.

Simulate the following program for  $n=5$ .

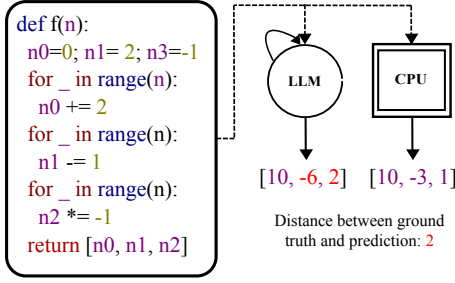


Figure 5: An example of an algorithm to test the approximation capabilities of a model. An LLM is prompted with a program which returns an array where each component is computed independently.

ally execute instructions reliably. As with straight line execution, we notice that most errors occur when the output trace contains only the result and not the code simulation.

### 3.3 Approximate Computation

We next evaluated programs with a time complexity that ranges from  $\mathcal{O}(n)$ , i.e., linear, to  $\mathcal{O}(nk)$ , where  $n$  is the range of a `for` loop, and  $k$  the number of sequential loops. Each loop consists of a variable declared and updated to contribute to the final function return value. By construction, the return value is an integer bounded between  $\pm 2k$  so that the order of magnitude of each operand does not influence the LLM’s performances. We present an example of such a program in Figure 5. We denote by  $\delta$  the probability of wrongly computing the result of each independent loop so that the probability of computing the exact result for a consistent *analog* computer on a program is  $(1 - \delta)^k$ . In this setting,  $\delta$ , computed as the Levenshtein similarity between the ground truth values and the predicted results, is a proxy for the approximation capabilities of an LLM on programs of varying complexity. Re-

sults are given in Figure 6. While GPT-4 is neither affected by redundancy nor can it leverage it to improve its performance on the task, GPT-3.5-Turbo is dramatically affected by multiple equivalent programs in the prompt and evidences a severe decrease in performance. We present an example of an error and a correct simulation in the Appendix, Section B.

### 3.4 Fault-tolerance via Redundant Algorithms

A routine is tolerant to faults when it can recover from errors occurring during the computation. To estimate the reliability of an LLM, we rely on the following formula:  $R_{\text{LLM}} = \text{Prob}(\neg\text{fault}) + \text{Prob}(\text{fault})\text{Prob}(\text{correct result}|\text{fault})$ . The terms  $\text{Prob}(\neg\text{fault})$  and  $\text{Prob}(\text{fault})$  are estimated via the expected value of the performance of an LLM on an algorithm, i.e.,  $\text{Prob}(\neg\text{fault}) = \mathbb{E}_{x,y \in D}[\pi(\text{LLM}, x, y)]$ , where  $\pi$  is the measure of performance of an LLM on a generic input/output  $(x, y)$ . The term  $\text{Prob}(\text{correct result}|\text{fault})$  is the probability of the system performing the correct operations (i.e., yielding the correct result) if a fault occurs. That is, in practice, the fault-tolerance of an algorithm. We estimate  $\text{Prob}(\neg\text{fault})$  via sampling on vanilla algorithms with no fault tolerance, e.g., code snippets with a single critical path. At the same time, we vary the  $\text{Prob}(\text{correct result}|\text{fault})$  by inserting some correct-preserving operations. To test LLMs in this setting, we prompt a model with different variations of the same algorithm, specifying that the objective is to demonstrate that they yield the same result. An example of fault-tolerant prompts is reported in Figure 7, while in Figure 8, we report results for different LLMs on three independent runs of 30 experiments each: each program consists of some code to simulate where the length of the critical path of the target variable progressively increases. While redundancy neither alters GPT-4 accuracy nor improves its performance, GPT-3.5-Turbo is heavily affected by multiple equivalent programs in the prompt and experiences a severe decrease in performance. Results for Jurassic and LLaMA models show low accuracy and are reported in the Appendix, Section A.2.

## 4 High-order Code Simulation

This section moves beyond straight line code simulation. We consider high-order coding tasks such as programs with nested loop, and sorting algorithms.

### 4.1 Computational Complexity and Nested Loops

Programs containing nested loops often have polynomial running time  $\mathcal{O}(n^k)$ , where  $k$  is the depth of loop nesting: see, e.g., Figure 9. In this section, we prompt an LLM with programs that consist of  $k$  nested loops with  $n$  instructions each, i.e., with time complexity that ranges from  $\mathcal{O}(n^{k=1})$  (linear) to  $\mathcal{O}(n^{k=9})$ , and we measure the performance of a model with respect to predicting the exact result of the computation. By construction, the return value is an integer bounded between  $\pm 2^k$ , with overall upper- and lower-bounds bounded between  $\pm 1024$ , so we prevent high-order magnitude operands from influencing an LLM’s performances. We run three independent runs with batches of 30 programs each and report the results for GPT-4, GPT-3.5-turbo, Jurassic-Ultra, LLaMA2-70B and CodeLlama-34b-Instruct in Figure 10. We observe a solid non-linear nega-



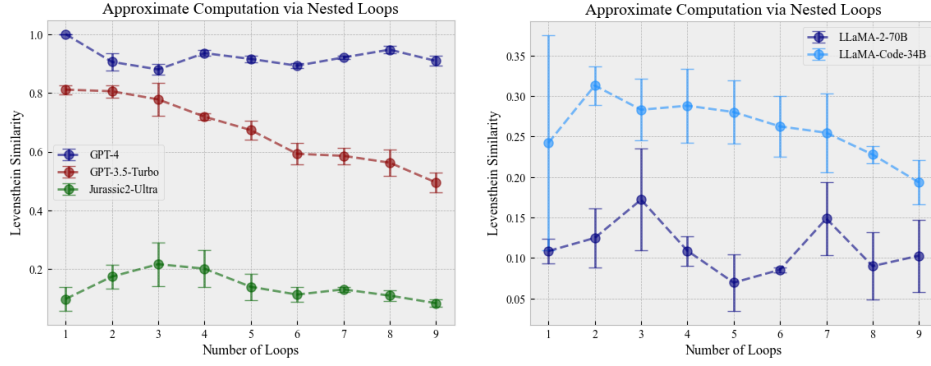


Figure 6: We prompt GPT-3.5-Turbo, GPT-4, Jurassic-Ultra (top) LLaMA2-70B and CodeLlama-34b-Instruct (bottom) with a program that returns an array where each component is computed independently. The Levenshtein similarity accounts for ground truth and outputs of different lengths, i.e., the higher, the better the performance of a model.

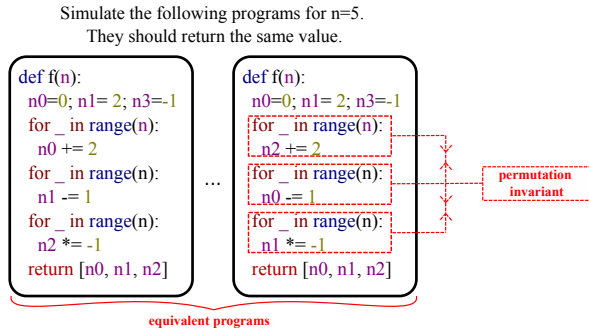


Figure 7: An example of fault-tolerant algorithm. We feed an LLM with a few equivalent programs and instruct it to execute all of them to return the same result. While more expensive in execution time, this approach allows a model to repeat the computation multiple times, diminishing the probability of an error.

tive correlation between the accuracy of GPT-3.5-turbo and GPT-4 and the computational complexity of the function, while a strong linear correlation characterises the complexity of a function and its length. For high-performing LLMs (e.g., GPT-4), we observe that algorithms whose complexity is beyond quadratic induce the most significant drop in performances, suggesting that the current state-of-the-art models cannot reliably simulate routines whose complexity is cubic or beyond. Conversely, the LLaMA models cannot reliably simulate programs whose complexity is beyond linear. This phenomenon necessitates further investigations to connect the work in [Zhou *et al.*, 2023], or other works on the computational capabilities of Transformers [Weiss *et al.*, 2021], with the computational complexity of a routine.

## 4.2 Sorting Algorithms

Next, we assessed whether LLMs can simulate different sorting algorithms with inputs of varying lengths. We collected and anonymise eight sorting routines in both their iterative and recursive versions and for inputs of length 10, 20, 30 and 40, and we tested LLMs on three independent runs of 30 programs each: for more details, see Appendix, Section A.4 and Table 1. Beyond confirming the implicit bias of Transformers

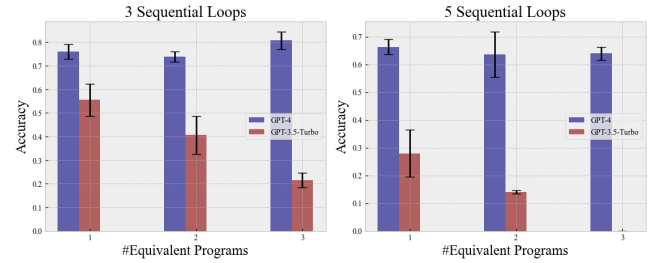


Figure 8: How redundancy affects the performances of GPT-3.5-Turbo and GPT-4 on multiple equivalent programs. While GPT-4 is neither affected by redundancy nor can it leverage it to improve its performance on the task, GPT-3.5-Turbo is heavily affected by multiple equivalent programs in the prompt and experiences a severe drop in performance.

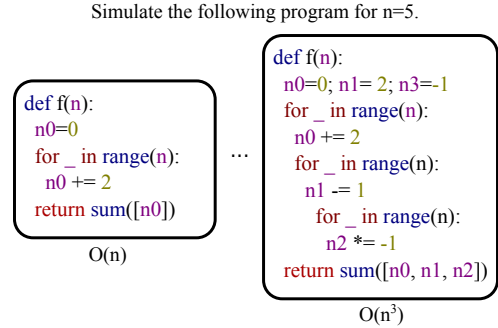


Figure 9: Examples of programs with varying computational complexity: on the left, linear ( $O(n)$ ), on the right, cubic ( $O(n^3)$ ).

towards ordered sequences [Dufter *et al.*, 2022], our results show that LLMs often provide the correct result for classic sorting algorithms such as Insertion Sort. However, with less common algorithms, LLMs trace the expected execution but fail even for vectors of few inputs. Results for GPT-3.5 are shown in Figure 11. We find that (i) standard sorting algorithms (e.g., Insertion and Quick Sort) lead to more accurate results; (ii) there is a scarce correlation between algorithm complexity and the accuracy of its simulation, thus re-

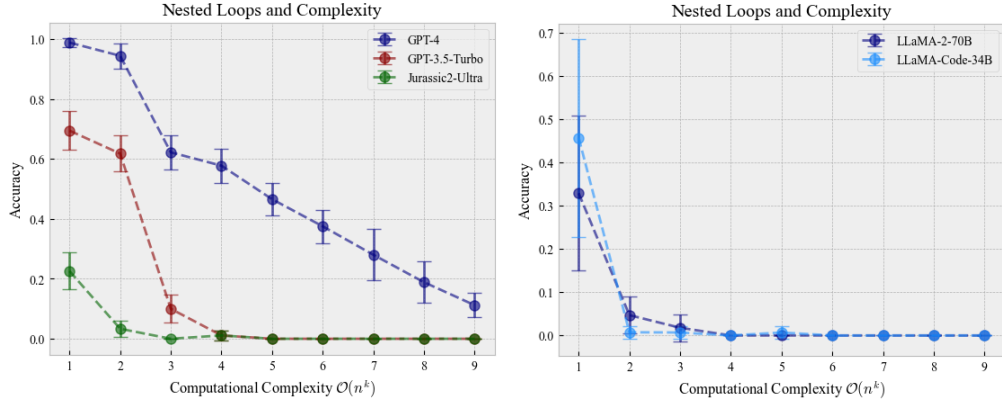


Figure 10: GPT-3.5-Turbo, GPT-4, Jurassic-Ultra (left) and LLaMA2-70B and CodeLlama-34b-Instruct (middle) performances on nested loops with increasing computational complexity. While GPT-4 is more reliable than GPT-3.5-Turbo and Jurassic, GPT-3.5 and GPT-4 suffer from a severe accuracy drop for algorithms with complexity higher than quadratic. On the other hand, Jurassic-Ultra and LLaMA models cannot simulate algorithms whose complexity is beyond linear. On the right, the number of tokens per complexity class grows linearly.

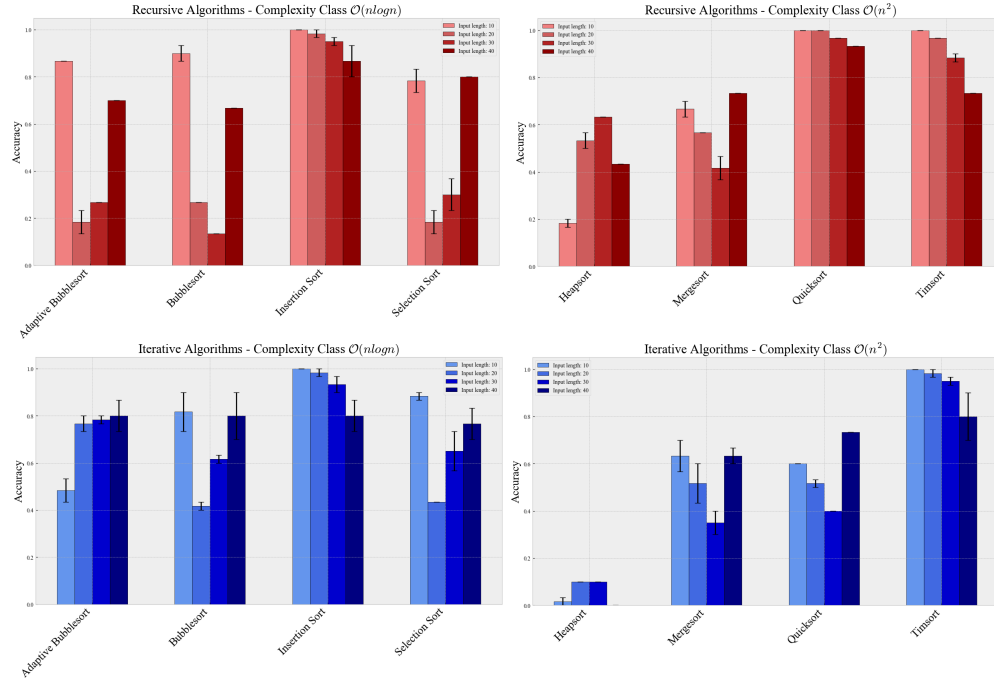


Figure 11: On top, results of GPT-3.5-turbo on different sorting algorithms, both in their recursive (top) and iterative (bottom) versions. There is weak or no dependency between the average computational complexity and the model’s accuracy. At the same time, there is a correlation between how common an algorithm is (e.g., Insertion Sort). GPT-3.5-turbo is more accurate on recursive rather than iterative algorithms. On the right, GPT-3.5-Turbo, for long inputs, switches to a “lazy execution regime” (last bars on the right) where a model no longer simulates, and the output is provided based by the bias of these models towards ordered sequences.

enforcing the hypothesis that, in this case, the model is not simulating the procedure but is demonstrating from the bias of Transformers towards ordered sequences; (iii) there is a scarce correlation between the length of the input vector and the accuracy of a model. By contrast, GPT-3.5-Turbo is accurate on input vectors of max length (40). We name this phenomenon “lazy execution regime”: the number of tokens generated for long sequences is considerably smaller than for shorter inputs, as we illustrate in Figure 11 (right), hinting

that the task’s induction bias is more evident when the input is a consistent portion of the prompt. Results for GPT-4 are reported in the Appendix, Section A.4, while results for LLaMA models are excluded as they performed poorly in general. We also report a case of emblematic failure that appears frequently with LLMs such as GPT-3.5-Turbo and GPT-4.

```
"""
Simulate this Python code.
```

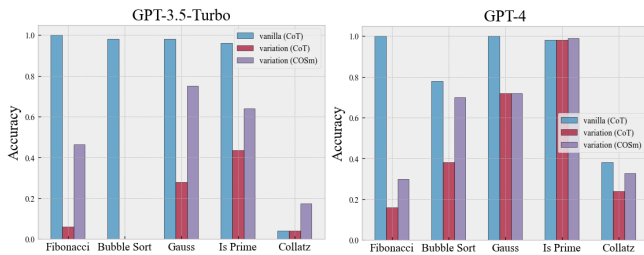


Figure 12: Results of GPT-3.5-turbo and GPT-4 on 50 independent simulations of classic algorithms and their variations. Each subplot reports the accuracy on the *vanilla* algorithms (left bar), the performance of Chain of Thoughts on the variations (middle bar) and that of Chain of Simulation (right bar).

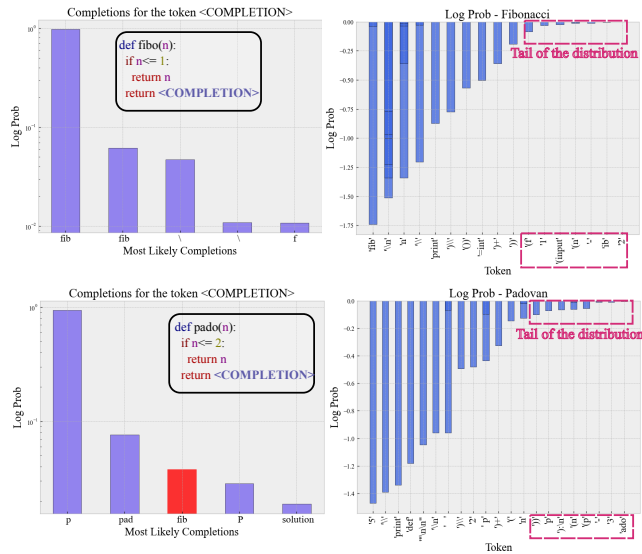


Figure 13: Auto-completion of GPT-3.5-Turbo-Instruct (left) when prompted to complete either the Fibonacci (top) or Padovan (bottom) function: while for Fibonacci, the tokens do not contain any reference to Padovan, for Padovan, the third token (in red) has a non-zero probability of being the word *fib*. On the right, a failure case of anti-memorisation techniques: Fibonacci and Padovan (top and bottom), according to the technique proposed in [Shi *et al.*, 2023], which compares the *tails* of the distributions of each prompt to tell whether a prompt has been memorised (in magenta), are equally likely and almost perfectly overlap, though LLMs have a strong bias and higher performances on Fibonacci.

@sorting-algorithm@

Think step by step and then reply with the correct result for the following input value:  
[85, 58, 6, 58, 34, 58, 93, 47, 5, 89, 86, 12, 51, 76, 0, 3, 63, 6, 74, 52, 46, 61, 34, 92, 50, 56, 21, 25, 58, 80].  
"""

In the previous sequence, the token @sorting-algorithm@ is substituted at prompt

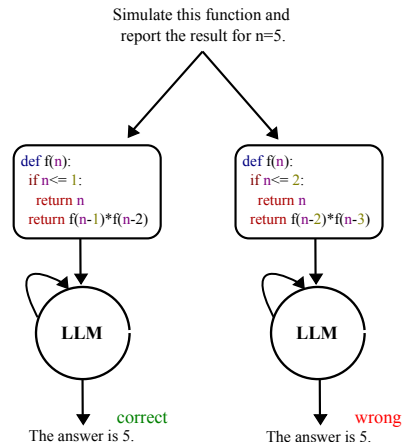


Figure 14: How LLMs are prompted to standard algorithms and their variations. On the right, the model is correctly computing (or memorising) the Fibonacci sequence, while on the Padovan series (a slight variation of Fibonacci), the LLM outputs the wrong result.

time with the iterative version of Bubble Sort (all the sorting algorithms are reported in the Appendix, Section C.5) and then fed to the LLM. The input vector contains the number 58 four times, highlighted in magenta). While GPT-3.5-Turbo correctly sorts the input vector, it reports the value 58 just three times. The LLM output is reported below, with the sequence of interest highlighted in magenta:

[0, 3, 5, 6, 6, 12, 21, 25, 34, 34, 46, 47, 50, 51, 52, 56, 58, 58, 58, 61, 63, 74, 76, 80, 85, 86, 89, 92, 93]

Our hypothesis is that the probability of a sequence that contains the number 58 four times is so low, conditioned on what has been generated so far, that the model skips one of them, even though we set the presence penalty value to zero. In this case, which is not isolated and appears frequently for similar inputs, code simulation and correctness are in tension with the LLM output’s probability distribution.

### 4.3 The Pitfalls of Memorisation

We concluded our study by investigating the tension between memorisation and code simulation. We paired a few standard algorithms with slight variations that neither affect the code length nor their computational complexity, as we report in Figure 14. We investigated the following algorithms and their variations: the Fibonacci sequence paired with the Padovan, a slight variation that modifies the return condition; ascending Bubble Sort, paired with the descending routine; the Gauss algorithm, paired with a variation that, instead of summing the first  $n$  natural numbers, adds even and subtracts odd numbers; a primality test paired with the same routine on the successor of the input; and the sum of the first  $n$  Collatz numbers, paired with a variation that returns the sum of the even numbers in a Collatz sequence. All the functions and their variations were implemented with the code that appears most frequently on GitHub and reporting it in the Appendix, Section C.6. Functions were further anonymised to avoid bias towards known

function names. As shown in Figure 12 (left), GPT-3.5-Turbo and GPT-4 are accurate on each classic algorithm, but their accuracy dropped significantly with the variations. To further investigate this effect, we implemented *Chain of Simulation* (CoSm), a new prompting technique that forces a model to simulate each instruction sequentially while keeping track of the program trace, using the template below:

---

```
"""
Simulate this Python code.
@code@
In particular:
# 1. Simulate the program instruction by
    instruction.
# 2. Report the trace of the program at the
    end of each iteration.
# 3. Think step by step and then reply with
    the output of the function for the
    following input: @input@.
"""
```

---

In the previous prompt, the @code@ token is replaced by a routine. While GPT-3.5-Turbo and GPT-4 accurately simulate the classic routines, Chain of Thought prompts were ineffective on the variations. CoSm nonetheless improves the performances of an LLM as it forces it to simulate (the trace of) each instruction. In general, we observe that LLMs anticipate the behaviour of a function by looking at specific dominating patterns. As shown in Figure 13 (right), when GPT-3.5-Instruct completes a template of the Fibonacci function, the most frequent tokens are compatible with the function’s scope. On Padovan, there is a non-negligible probability (the third most likely token) that the function predicted is Fibonacci. These results partially contradict the induction heads mechanism [Olsson *et al.*, 2022], as a slight variation of a task where an LLM is accurate results in errors of large order of magnitude. Furthermore, this particular type of uncertainty goes unnoticed with methods that detect memorisation [Shi *et al.*, 2023], as shown in Figure 13 (right). While anti-memorisation techniques are effective with textual inputs (e.g., the Wikipedia dataset), they fail on code. We hypothesise that while low-frequency tokens are informative for natural language, code is more structured, with overlapping tails (i.e., the low-likelihood tokens) that are not predictive of a model’s memorisation. For completeness, we report and discuss some negative results of CoSm in the Appendix, Section A.5.

## 5 Conclusions and Future Works

We have demonstrated that LLMs are ineffective as simulators for digital devices, especially for complex and high computational complexity algorithms. While they perform well on standard sorting algorithms, their accuracy declines with more instructions, and they fail to handle critical paths and redundant algorithms. We also explored how LLMs balance memorization and code simulation, particularly with variations of algorithms like Fibonacci or Bubble Sort. We introduced CoSm, a prompting method that enhances LLMs’ performance when memorisation is tense with code simulation.

## Acknowledgements

Emanuele La Malfa is supported by the Alan Turing Institute. Anthony Cohn is supported by the Economic and Social Research Council (ESRC) under grant ES/W003473/1; and the Turing Defence and Security programme through a partnership with the UK government in accordance with the framework agreement between GCHQ and the Alan Turing Institute.



## References

- [Berglund *et al.*, 2023] Lukas Berglund, Meg Tong, Max Kaufmann, Mikita Balesni, Asa Cooper Stickland, Tomasz Korbak, and Owain Evans. The reversal curse: Lms trained on “a is b” fail to learn “b is a”. *arXiv preprint arXiv:2309.12288*, 2023.
- [Biderman *et al.*, 2023] Stella Biderman, USVSN Sai Prashanth, Lintang Sutawika, Hailey Schoelkopf, Quentin Anthony, Shivanshu Purohit, and Edward Raf. Emergent and predictable memorization in large language models. *arXiv preprint arXiv:2304.11158*, 2023.
- [Brown *et al.*, 2020] Tom B. Brown, Benjamin Mann, Nick Ryder, et al. Language models are few-shot learners. In *Advances in Neural Information Processing Systems 33: Annual Conference on Neural Information Processing Systems 2020, NeurIPS 2020, December 6-12, 2020, virtual*, 2020.
- [Dufter *et al.*, 2022] Philipp Dufter, Martin Schmitt, and Hinrich Schütze. Position information in transformers: An overview. *Computational Linguistics*, 48(3):733–763, 2022.
- [Dziri *et al.*, 2023] Nouha Dziri, Ximing Lu, Melanie Sclar, Xiang Lorraine Li, Liwei Jian, Bill Yuchen Lin, Peter West, Chandra Bhagavatula, Ronan Le Bras, Jena D Hwang, et al. Faith and fate: Limits of transformers on compositionality. *arXiv preprint arXiv:2305.18654*, 2023.
- [Eldan and Russinovich, 2023] Ronen Eldan and Mark Russinovich. Who’s harry potter? approximate unlearning in llms. *arXiv preprint arXiv:2310.02238*, 2023.
- [Frieder *et al.*, 2023] Simon Frieder, Luca Pinchetti, Alexis Chevalier, Ryan-Rhys Griffiths, Tommaso Salvatori, Thomas Lukasiewicz, Philipp Christian Petersen, and Julius Berner. Mathematical capabilities of ChatGPT. *ArXiv preprint*, abs/2301.13867, 2023.
- [Gao *et al.*, 2020] Leo Gao, Stella Biderman, Sid Black, Laurence Golding, Travis Hoppe, Charles Foster, Jason Phang, Horace He, Anish Thite, Noa Nabeshima, et al. The pile: An 800gb dataset of diverse text for language modeling. *arXiv preprint arXiv:2101.00027*, 2020.
- [Giannou *et al.*, 2023] Angeliki Giannou, Shashank Rajput, Jy-yong Sohn, Kangwook Lee, Jason D Lee, and Dimitris Papailiopoulos. Looped transformers as programmable computers. *arXiv preprint arXiv:2301.13196*, 2023.
- [Hao *et al.*, 2023] Shibo Hao, Yi Gu, Haodi Ma, Joshua Jiahua Hong, Zhen Wang, Daisy Zhe Wang, and Zhiting Hu. Reasoning with language model is planning with world model. *arXiv preprint arXiv:2305.14992*, 2023.
- [Hou *et al.*, 2023] Xinyi Hou, Yanjie Zhao, Yue Liu, Zhou Yang, Kailong Wang, Li Li, Xiapu Luo, David Lo, John Grundy, and Haoyu Wang. Large language models for software engineering: A systematic literature review. *arXiv preprint arXiv:2308.10620*, 2023.
- [Jojic *et al.*, 2023] Ana Jojic, Zhen Wang, and Nebojsa Jojic. Gpt is becoming a turing machine: Here are some ways to program it. *arXiv preprint arXiv:2303.14310*, 2023.
- [Kojima *et al.*, 2022] Takeshi Kojima, Shixiang Shane Gu, Machel Reid, Yutaka Matsuo, and Yusuke Iwasawa. Large language models are zero-shot reasoners. *ArXiv preprint*, abs/2205.11916, 2022.
- [Liang *et al.*, 2023] Jacky Liang, Wenlong Huang, Fei Xia, Peng Xu, Karol Hausman, Brian Ichter, Pete Florence, and Andy Zeng. Code as policies: Language model programs for embodied control. In *2023 IEEE International Conference on Robotics and Automation (ICRA)*, pages 9493–9500. IEEE, 2023.
- [Lieber *et al.*, 2021] Opher Lieber, Or Sharir, Barak Lenz, and Yoav Shoham. Jurassic-1: Technical details and evaluation. *White Paper: AI21 Labs*, 1:9, 2021.
- [Liu *et al.*, 2023] Chenxiao Liu, Shuai Lu, Weizhu Chen, Daxin Jiang, Alexey Svyatkovskiy, Shengyu Fu, Neel Sundaresan, and Nan Duan. Code execution with pre-trained language models. *arXiv preprint arXiv:2305.05383*, 2023.
- [McCoy *et al.*, 2023a] R Thomas McCoy, Paul Smolensky, Tal Linzen, Jianfeng Gao, and Asli Celikyilmaz. How much do language models copy from their training data? Evaluating linguistic novelty in text generation using RAVEN. *Transactions of the Association for Computational Linguistics*, 11:652–670, 2023.
- [McCoy *et al.*, 2023b] R Thomas McCoy, Shunyu Yao, Dan Friedman, Matthew Hardy, and Thomas L Griffiths. Embers of autoregression: Understanding large language models through the problem they are trained to solve. *arXiv preprint arXiv:2309.13638*, 2023.
- [Min *et al.*, 2022] Sewon Min, Xinxu Lyu, Ari Holtzman, et al. Rethinking the role of demonstrations: What makes in-context learning work? In Yoav Goldberg, Zornitsa Kozareva, and Yue Zhang, editors, *Proceedings of the 2022 Conference on Empirical Methods in Natural Language Processing*, Abu Dhabi, United Arab Emirates, December 2022. Association for Computational Linguistics.
- [Olsson *et al.*, 2022] Catherine Olsson, Nelson Elhage, Neel Nanda, et al. In-context learning and induction heads. *Transformer Circuits Thread*, 2022. <https://transformer-circuits.pub/2022/in-context-learning-and-induction-heads/index.html>.
- [OpenAI, 2023] OpenAI. GPT-4 technical report. *ArXiv preprint*, abs/2303.08774, 2023.
- [Ouyang *et al.*, 2022] Long Ouyang, Jeffrey Wu, Xu Jiang, et al. Training language models to follow instructions with human feedback. *Advances in Neural Information Processing Systems*, 35:27730–27744, 2022.
- [Pérez *et al.*, 2021] Jorge Pérez, Pablo Barceló, and Javier Marinkovic. Attention is turing complete. *The Journal of Machine Learning Research*, 22(1):3463–3497, 2021.
- [Petrov *et al.*, 2023] Aleksandar Petrov, Philip HS Torr, and Adel Bibi. When do prompting and prefix-tuning work? a theory of capabilities and limitations. *arXiv preprint arXiv:2310.19698*, 2023.
- [Rozière *et al.*, 2023] Baptiste Rozière, Jonas Gehring, Fabian Gloeckle, Sten Sootla, Itai Gat, Xiaoqing Ellen

- Tan, Yossi Adi, Jingyu Liu, Tal Remez, J  r  my Rapin, et al. Code Llama: Open foundation models for code. *arXiv preprint arXiv:2308.12950*, 2023.
- [Santos et al., 2023] Eddie Antonio Santos, Prajish Prasad, and Brett A Becker. Always provide context: The effects of code context on programming error message enhancement. In *Proceedings of the ACM Conference on Global Computing Education Vol 1*, pages 147–153, 2023.
- [Scao et al., 2022] Teven Le Scao, Angela Fan, Christopher Akiki, Ellie Pavlick, Suzana Ili  , Daniel Hesslow, Roman Castagn  , Alexandra Sasha Luccioni, Fran  ois Yvon, Matthias Gall  , et al. BLOOM: A 176B-parameter open-access multilingual language model. *ArXiv preprint*, abs/2211.05100, 2022.
- [Schuurmans, 2023] Dale Schuurmans. Memory augmented large language models are computationally universal. *arXiv preprint arXiv:2301.04589*, 2023.
- [Searle, 1980] John R Searle. Minds, brains, and programs. *Behavioral and brain sciences*, 3(3):417–424, 1980.
- [Shanahan, 2022] Murray Shanahan. Talking about large language models. *ArXiv preprint*, abs/2212.03551, 2022.
- [Shi et al., 2023] Weijia Shi, Anirudh Ajith, Mengzhou Xia, Yangsibo Huang, Daogao Liu, Terra Blevins, Danqi Chen, and Luke Zettlemoyer. Detecting pretraining data from large language models. *arXiv preprint arXiv:2310.16789*, 2023.
- [Touvron et al., 2023a] Hugo Touvron, Thibaut Lavril, Gautier Izacard, Xavier Martinet, Marie-Anne Lachaux, Timoth  e Lacroix, Baptiste Rozi  re, Naman Goyal, Eric Hambro, Faisal Azhar, et al. LLaMA: Open and efficient foundation language models. *ArXiv preprint*, abs/2302.13971, 2023.
- [Touvron et al., 2023b] Hugo Touvron, Louis Martin, Kevin Stone, Peter Albert, Amjad Almahairi, Yasmine Babaei, Nikolay Bashlykov, Soumya Batra, Prajjwal Bhargava, Shruti Bhosale, et al. LLaMA 2: Open foundation and fine-tuned chat models. *ArXiv preprint*, abs/2307.09288, 2023.
- [Tufano et al., 2023] Michele Tufano, Shubham Chandel, Anisha Agarwal, Neel Sundaresan, and Colin Clement. Predicting code coverage without execution. *arXiv preprint arXiv:2307.13383*, 2023.
- [Vaithilingam et al., 2022] Priyan Vaithilingam, Tianyi Zhang, and Elena L. Glassman. Expectation vs. experience: Evaluating the usability of code generation tools powered by large language models. In *CHI ’22: CHI Conference on Human Factors in Computing Systems - 5 May 2022, Extended Abstracts*, pages 332:1–332:7. ACM, 2022.
- [Vaswani et al., 2017] Ashish Vaswani, Noam Shazeer, Niki Parmar, Jakob Uszkoreit, Llion Jones, Aidan N. Gomez, Lukasz Kaiser, and Illia Polosukhin. Attention is all you need. In *Advances in Neural Information Processing Systems 30: 2017, December 4-9, 2017, Long Beach, CA, USA*, pages 5998–6008, 2017.
- [Wang et al., 2019] Qiang Wang, Bei Li, Tong Xiao, Jingbo Zhu, Changliang Li, Derek F Wong, and Lidia S Chao. Learning deep transformer models for machine translation. *arXiv preprint arXiv:1906.01787*, 2019.
- [Wei et al., 2022a] Colin Wei, Yining Chen, and Tengyu Ma. Statistically meaningful approximation: a case study on approximating turing machines with transformers. *Advances in Neural Information Processing Systems*, 35:12071–12083, 2022.
- [Wei et al., 2022b] Jason Wei, Xuezhi Wang, Dale Schuurmans, Maarten Bosma, Ed Chi, Quoc Le, and Denny Zhou. Chain of thought prompting elicits reasoning in large language models. *ArXiv preprint*, abs/2201.11903, 2022.
- [Weiss et al., 2021] Gail Weiss, Yoav Goldberg, and Eran Yahav. Thinking like transformers. In *International Conference on Machine Learning*, pages 11080–11090. PMLR, 2021.
- [West et al., 2023] Peter West, Ximing Lu, Nouha Dziri, Faeze Brahman, Linjie Li, Jena D Hwang, Liwei Jiang, Jillian Fisher, Abhilasha Ravichander, Khyathi Chandu, et al. The generative ai paradox: ” what it can create, it may not understand”. *arXiv preprint arXiv:2311.00059*, 2023.
- [Widjojo and Treude, 2023] Patricia Widjojo and Christoph Treude. Addressing compiler errors: Stack overflow or large language models? *arXiv preprint arXiv:2307.10793*, 2023.
- [Yang et al., 2023] Zhou Yang, Zhipeng Zhao, Chenyu Wang, Jieke Shi, Dongsun Kim, DongGyun Han, and David Lo. What do code models memorize? an empirical study on large language models of code. *arXiv preprint arXiv:2308.09932*, 2023.
- [Yuan et al., 2023] Zheng Yuan, Hongyi Yuan, Chuanqi Tan, Wei Wang, and Songfang Huang. How well do large language models perform in arithmetic tasks? *arXiv preprint arXiv:2304.02015*, 2023.
- [Zan et al., 2023] Daoguang Zan, Bei Chen, Fengji Zhang, Dianjie Lu, Bingchao Wu, Bei Guan, Wang Yongji, and Jian-Guang Lou. Large language models meet nl2code: A survey. In *Proceedings of the 61st Annual Meeting of the Association for Computational Linguistics (Volume 1: Long Papers)*, pages 7443–7464, 2023.
- [Zhang et al., 2023a] Chaoning Zhang, Chenshuang Zhang, Chenghao Li, et al. One small step for generative AI, one giant leap for AGI: A complete survey on ChatGPT in AIGC era. *ArXiv preprint*, abs/2304.06488, 2023.
- [Zhang et al., 2023b] Shizhuo Dylan Zhang, Curt Tigges, Stella Biderman, Maxim Raginsky, and Talia Ringer. Can transformers learn to solve problems recursively? *arXiv preprint arXiv:2305.14699*, 2023.
- [Zhou et al., 2023] Hattie Zhou, Arwen Bradley, Etai Litwin, Noam Razin, Omid Saremi, Josh Susskind, Samy Bengio, and Preetum Nakkiran. What algorithms can transformers learn? a study in length generalization. *arXiv preprint arXiv:2310.16028*, 2023.

## A Additional Results

### A.1 A Neural Networks for Critical Paths

Many articles have shown that neural networks can learn to precisely execute basic operations such as assignment, sum, etc. [Giannou *et al.*, 2023]. This means that, in principle, these models can simulate the internal operations of a CPU and thus behave like *digital* computers. In Figure 15, we sketch examples of feed-forward neural networks built to recognise and eventually execute the {and, or}, {add, sub} and {mov} operations between two variables.

**Isolating the critical path of a variable.** We now provide constructive proof of a model that recognises a *critical path* of any length and focuses only on that, ignoring the rest of the program. That model can be combined with the {and, or}, {add, sub} and {mov} "heads" to execute operations in a CPU-fashion. Suppose we have some code composed by  $n > 0$  operations in the form  $(s, op, d)$ , where  $s$  and  $d$  denote the source and destination variables, while  $op$  is either an {and, or}, {add, sub} or {mov} instruction. An example is the operation  $a_0 += a_1$ , where  $s := a_0$ ,  $op := +$ , and  $d := a_1$ . We want to identify the *critical path* of variable  $a_i$ . We build a feed-forward neural network that takes the program as input and, when it encounters the variable  $a_i$ , isolates all the successive operations until  $a_i$  is no longer updated. This translates to a model whose weights implement an if statement that recognises  $a_0$ : that is achieved by first duplicating each operation such that each variable obtains a unique representation in terms of its value and a numerical identifier, say  $(a_j, id_{a_j})$ ,  $\nexists(a_j, a_k) \text{ s.t. } id_{a_j} = id_{a_k}$ . One can obtain that with an embedding and the identity transformation (to carry on the value of each variable). The next step involves recognising the *critical path* of  $a_i$ : with each variable that has a unique numerical identifier, it is sufficient to set the condition that any operation is set to zero by the weights of the network if they do not involve variable  $a_j$  as source. The resulting output is the *critical path* of  $a_j$ , which the model can leverage to execute only that portion of the program. Such a network is sketched in Figure 16.

### A.2 LLaMA and Redundancy

Results for redundant code simulation are reported in Figure 17. In general, the LLaMA models cannot reliably leverage redundancy and perform poorly on the task.

### A.3 Parallelisable Programs

We then ascertain to what extent a program's parallelisation level translates to an improvement in the performances of an LLM. To do so, we first need to measure the performances on a baseline program  $p$ , which we define to have a single critical path of length  $N$ . We then define variations of that program that permit parallelisation, i.e., the execution of blocks of instructions simultaneously. A parallelisable variation of  $p$  contains  $M$  consecutive independent subprograms of the same length  $N/M$ . We call this class of programs *continuous and parallelisable*: we report an example of such a program with the two parallelisable blocks highlighted in blue and red:

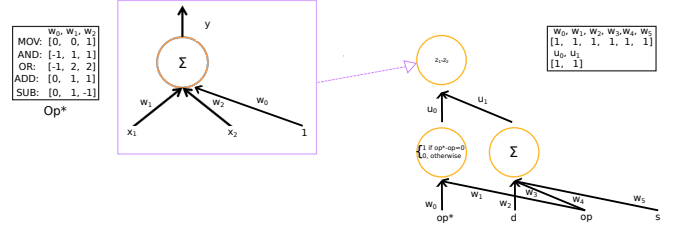


Figure 15: On the left, a linear neural network that computes {and, or}, {add, sub} and {mov} operations. On the right, a network executes a basic operation between two variables if and only if the operation is of a specific type (i.e., {mov}). For simplicity, the operation  $op$  is fed as an integer and compared to the ground truth value of  $op^*$ .

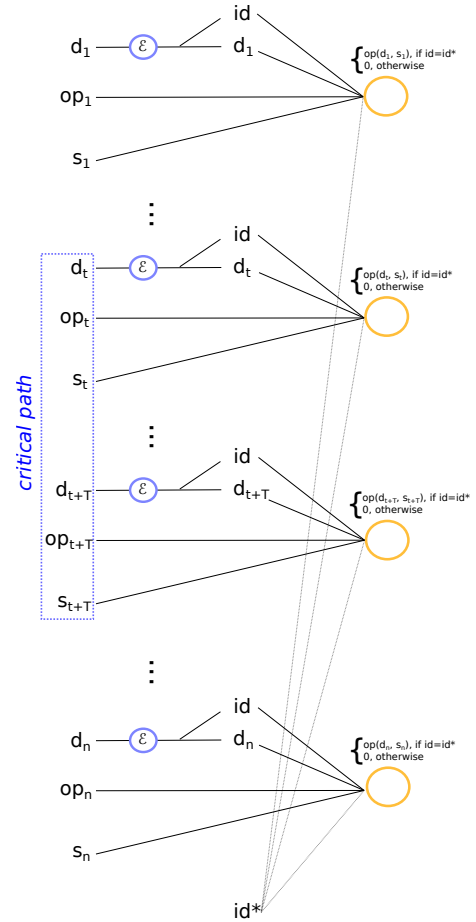


Figure 16: A network that identifies the *critical path* of a variable. The embedding  $\mathcal{E}$  duplicates each destination variable into its numerical value and a unique identifier so that at the successive layer, the operation is executed if and only if there is a match between the target variable  $id^*$  and the destination.

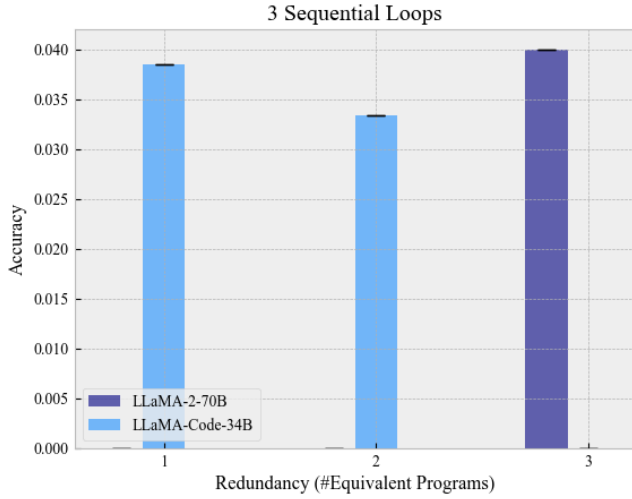


Figure 17: How redundancy affects the performances of LLaMA2-70B and CodeLlama-34b-Instruct on multiple equivalent programs (as illustrated in Figure 7). Both the models perform poorly on the task, a hint that they cannot simulate the code properly.

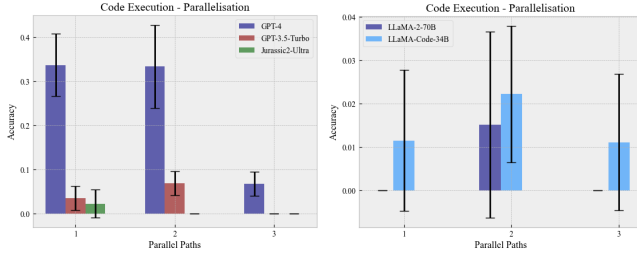


Figure 18: Accuracy of GPT-3.5-turbo, GPT-4 and Jurassic-Ultra (left) and LLaMA2-70B and CodeLlama-34b-Instruct (right) on code of fixed length (20 instructions) with varying parallelisable paths. One parallel path is the base case of no parallelisation, while two and three parallel paths mean that the code consists of that number of independent programs.

```
Execute this Python code. Think step by step
and then reply with the sum of $a0, b0,
c0$ variables at the end of the
computation.
"""
```

```
a0 = a1= 1; b0 = b1 = 2; c0 = c1= -1
a0 += a1
b0 = b1
c0 += c1
a0 = a0
b0 += b1
c0 += c1
```

For comparison, we report both cases (parallelisable and sequential) in the Appendix, Section A.3.

Figure 18 shows results for three runs of 30 programs each. The trends show that LLMs do not leverage parallel execution and suffer from performance degradation when the number of parallel paths grows large: the only exception is

GPT-4 for two parallel paths, for which the performances are comparable but not better than the non-parallelisable case. We also report results for LLaMA models, yet their accuracy is low and does not benefit from parallelisation.

Case base (non parallelisable):

```
"""Execute this Python code. Think step by
step and then reply with the sum of $a0,
a1, c0$ variables at the end of the
computation.
"""
```

```
a0=-1; a1=-10; b0=-10; b1=1; c0=-6; c1=-10
a0 += a0
b1 = a0
a1 = b1
b1 += c0
c0 += b1
a0 += c0
```

Continuous and parallelisable:

```
"""Execute this Python code. Think step by
step and then reply with the sum of $a0,
b0, c0$ variables at the end of the
computation.
"""
```

```
a0=-1; a1=-10; b0=-10; b1=1; c0=-6; c1=-10
a0 += a1 # parallelisable block 1 (begin)
b0 = b1 #
c0 += c1 # parallelisable block 1 (end)
a0 = a0 # parallelisable block 2 (begin)
b0 += b1 #
c0 += c1 # parallelisable block 2 (end)
```

## A.4 Sorting Algorithms

We report details on each sorting algorithm’s space and time complexity in Table 1, while results for GPT-4 on all the sorting routines are reported in Figure 19.

## A.5 CoSm Negative Results

An interesting failure case of LLMs is the execution of the descending Bubble Sort routine. Consider the *vanilla* Bubble Sort routine, which sorts an array in ascending order:

```
def main(collection, size=0):
    length = len(collection)
    for i in reversed(range(length)):
        for j in range(i):
            if collection[j] > collection[j +
1]:
                collection[j], collection[j + 1]
                = collection[j + 1],
                collection[j]
    return collection
```

CoSm improves the Chain of Thoughts on Bubble Sort when the condition that swaps two elements in the input array is made explicit (as highlighted in red) by changing the operator

Table 1: Sorting algorithms space and time complexity. They reference results in Figure 11.

Algorithm	Worst Time Complexity	Average Time Complexity	Best Time Complexity	Space Complexity
Insertion Sort	$O(n^2)$	$\Theta(n^2)$	$\Omega(n)$	It: $O(1)$ Rec: $O(n)$
Selection Sort	$O(n^2)$	$\Theta(n^2)$	$\Omega(n^2)$	It: $O(1)$ Rec: $O(n)$
Bubblesort	$O(n^2)$	$\Theta(n^2)$	$\Omega(n^2)$	It: $O(1)$ Rec: $O(n)$
Adaptive Bubblesort	$O(n^2)$	$\Theta(n^2)$	$\Omega(n)$	It: $O(1)$ Rec: $O(n)$
Quicksort	$O(n^2)$	$\Theta(n \log(n))$	$\Omega(n \log(n))$	It: $O(n)$ Rec: $O(n)$
Mergesort	$O(n \log(n))$	$\Theta(n \log(n))$	$\Omega(n \log(n))$	It: $O(n)$ Rec: $O(n)$
Timsort	$O(n \log(n))$	$\Theta(n \log(n))$	$\Omega(n)$	It: $O(1)$ Rec: $O(n)$
Heapsort	$O(n \log(n))$	$\Theta(n \log(n))$	$\Omega(n \log(n))$	It: $O(1)$ Rec: $O(\log n)$

> with >), as reported in the main paper, Figure 12. The code is reported below:

---

```
def main(collection, size=0):
    length = len(collection)
    for i in reversed(range(length)):
        for j in range(i):
            if collection[j] < collection[j + 1]:
                collection[j], collection[j + 1]
                = collection[j + 1],
                collection[j]
    return collection
```

---

On the other hand, when the the routine that swaps two elements is more convoluted, GPT-3.5-Turbo and GPT-4 have zero accuracy. We report the modified routine below:

---

```
def main(collection, size=0):
    length = len(collection)
    for i in reversed(range(length)):
        for j in range(i):
            collection[j] = max(collection[j],
                                collection[j+1])
            collection[j+1] = min(collection[j],
                                   collection[j+1])
    return collection
```

---

On sorting algorithms, we prompted GPT-4 on the sorting algorithms studied in Section 4.2 with CoSm. As sketched in Figures 19 and 20, forcing a model to simulate instructions when the LLM itself has a strong bias towards ordered sequences is detrimental for its performances. This result reinforces the hypothesis that LLMs cannot simulate complex routines. However, they can use other methods to identify a problem (in this case, sorting) and then rely on internal procedures to complete the task correctly.



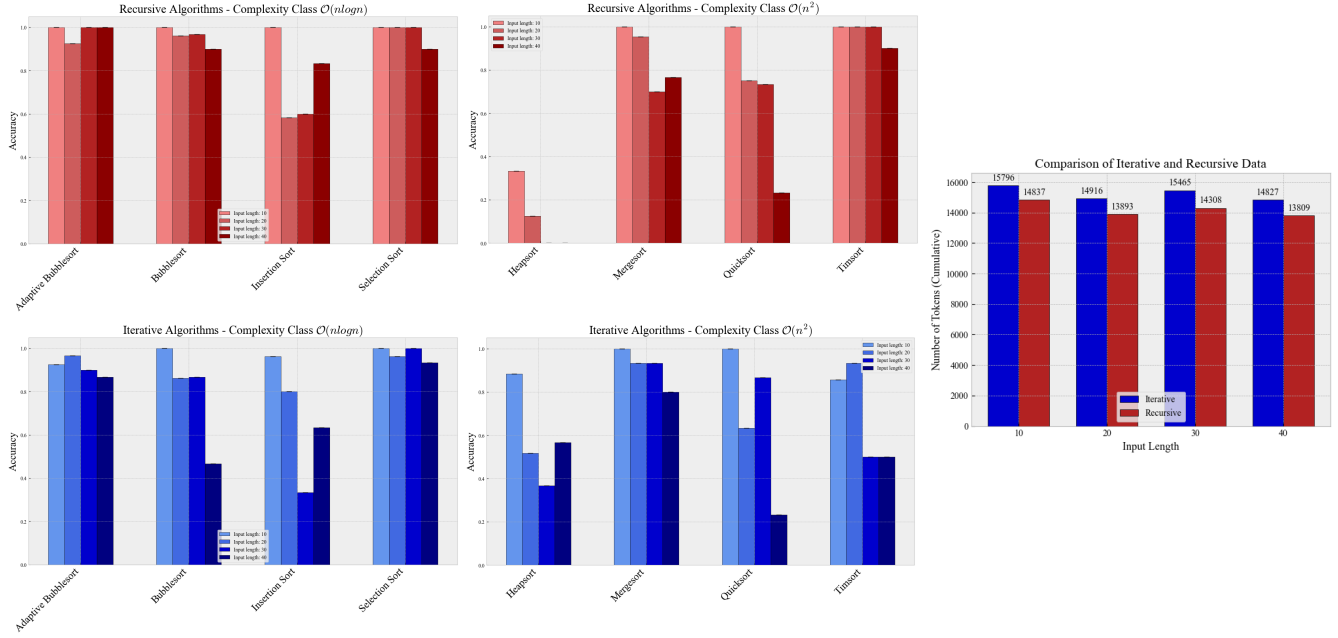


Figure 19: On top, results of GPT-4-turbo with Chain of Thoughts prompting technique on different sorting algorithms, both in their recursive (top) and iterative (bottom) versions. Differently from GPT-3.5-Turbo, GPT-4 forces a model to simulate a routine and does not suffer from the "lazy execution" for longer input vectors (as illustrated in Figure 11 and the relative section).

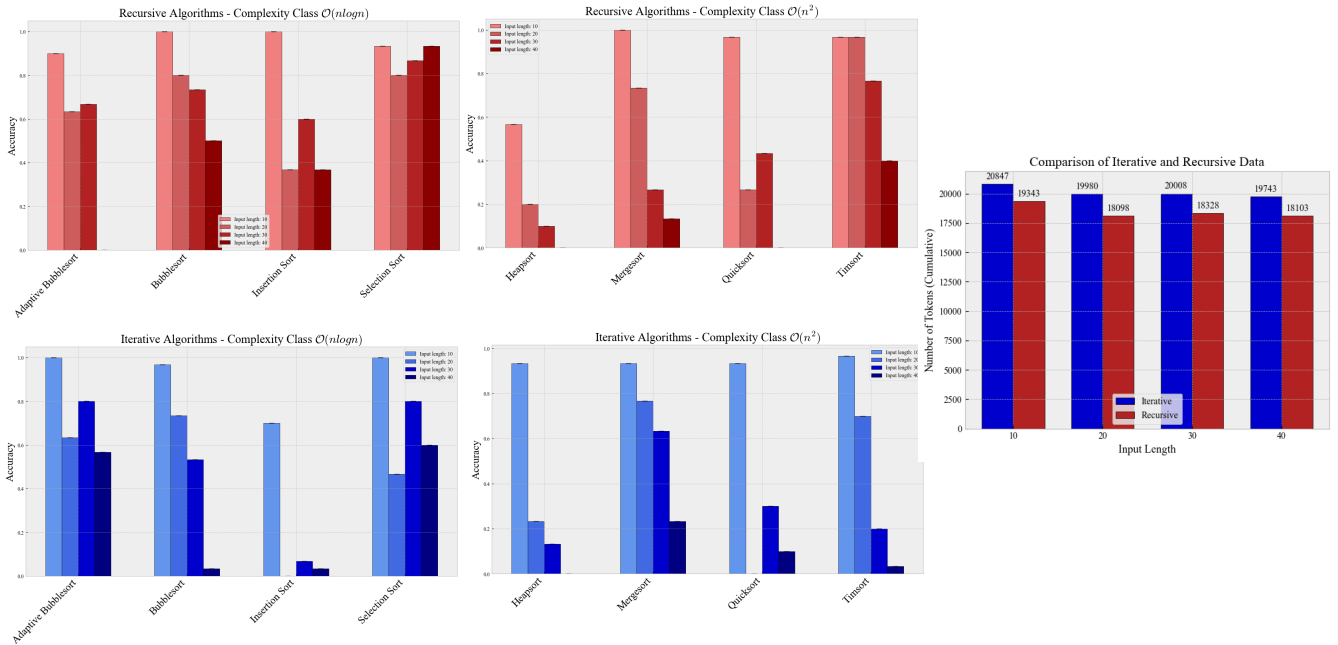


Figure 20: On top, results of GPT-4-turbo with CoSm prompting technique on different sorting algorithms, both in their recursive (top) and iterative (bottom) versions. Differently from GPT-3.5-Turbo, GPT-4 forces a model to simulate a routine and does not suffer from the "lazy execution" for longer input vectors (as illustrated in Figure 11 and the relative section).

## B Notable Failure Cases of LLMs

### B.1 Straight Line Programs Simulation

Consider the following snippet of code:

```
"""
Simulate this Python code.
"""
a0=-3; a1=1; a2=-7; a3=10; a4=-1
a4 = a4 # first instruction that modifies a4
a0 = a2
a3 += a3
a4 -= a2
a4 = a3 # last instruction that modifies a4
a0 += a2
a1 -= a3
a3 += a1
a3 += a1
a0 += a1
a0 -= a3
a3 = a3
a2 -= a0
a0 += a0
a1 -= a3
a2 = a2
a2 += a3
a2 -= a1
a3 += a1
a0 -= a2

"""
Think step by step and then reply with the
numerical value a3 has at the end of the
computation. Enclose the solution
between <result></result> tags.
"""
```

When GPT-4 is prompted to compute the value of  $a4$  at the end of the computation, it correctly computes the value of 20 for  $a3$ , which is then assigned to  $a4$  (highlighted in the code above), but then updates  $a4$  based on the value  $a3$  assumes at a later stage in the computation. We report the full output here:

```
"""
I'm sorry for the confusion, but as an AI
text-based model, I don't have the
ability to execute Python code. However,
I can help you understand what the code
does.
```

The code you provided is a series of assignments and arithmetic operations on variables  $a0$ ,  $a1$ ,  $a2$ ,  $a3$ , and  $a4$ . The value of  $a4$  is last updated on the line " $a4 = a3$ ". After this line,  $a4$  is not updated again, so its final value will be whatever the value of  $a3$  is at that point in the code.

To find the value of  $a3$  at that point, we need to follow the operations on  $a3$ :

- $a3$  starts with a value of 10.

- It is then doubled (" $a3 += a3$ "), so it becomes 20.
- It is then increased by  $a1$  (" $a3 += a1$ "), so it becomes 21.
- It is increased by  $a1$  again (" $a3 += a1$ "), so it becomes 22.

So, at the point where " $a4 = a3$ " is executed,  $a3$  has a value of 22, and therefore  $a4$  will also have a value of 22.

So, the final value of  $a4$  is 22.

Please note that this is a manual interpretation of the code and the actual result may vary if the code is run in a Python environment.

### B.2 Approximate Simulation

Wrong Simulation (Implicit Code Simulation):

```
"""
Simulate this Python function.
"""
def f(n):
    n_0=-1; n_1=1; n_2=1; n_3=1; n_4=0
    for _ in range(n):
        n_0*=2
    for _ in range(n):
        n_1*=-2
    for _ in range(n):
        n_2*=-1
    for _ in range(n):
        n_3+=2
    for _ in range(n):
        n_4-=2
    return [n_0, n_1, n_2, n_3, n_4]
"""
Think step by step and then reply with the
output of the function for n=10. Enclose
the solution between <result></result>
tags.
"""
```

LLM output:

```
"""
<result>[-1024, 1024, -1, 21, -20]</result>
"""
```

Correct Simulation (Explicit Code Simulation):

```
"""
Simulate this Python function.
"""
def f(n):
    n_0=-1; n_1=-1; n_2=1; n_3=0; n_4=1
    for _ in range(n):
        n_0+=2
    for _ in range(n):
        n_1+=2
```

```

for _ in range(n):
    n_2+=1
for _ in range(n):
    n_3+=1
for _ in range(n):
    n_4*=-2
return [n_0, n_1, n_2, n_3, n_4]
"""
Think step by step and then reply with the
output of the function for n=10. Enclose
the solution between <result></result>
tags.
"""

```

---

## LLM Output:

```

"""
The function 'f(n)' takes an input 'n' and
performs several operations on different
variables. Let's go through the function
step by step:

1. Initialize the variables 'n_0', 'n_1',
   'n_2', 'n_3', and 'n_4' with the values
   -1, -1, 1, 0, and 1 respectively.

2. Run a loop 'n' times and increment 'n_0'
   by 2 in each iteration.

3. Run another loop 'n' times and increment
   'n_1' by 2 in each iteration.

4. Run another loop 'n' times and increment
   'n_2' by 1 in each iteration.

5. Run another loop 'n' times and increment
   'n_3' by 1 in each iteration.

6. Run another loop 'n' times and multiply
   'n_4' by -2 in each iteration.

7. Return a list containing the values of
   'n_0', 'n_1', 'n_2', 'n_3', and 'n_4'.

Now, let's simulate this function for 'n=10':

1. Initialize 'n_0', 'n_1', 'n_2', 'n_3',
   and 'n_4' with the values -1, -1, 1, 0,
   and 1 respectively.

2. Run the first loop 10 times, incrementing
   'n_0' by 2 in each iteration. After the
   loop, 'n_0' will be 19.

3. Run the second loop 10 times,
   incrementing 'n_1' by 2 in each
   iteration. After the loop, 'n_1' will be
   19.

4. Run the third loop 10 times, incrementing
   'n_2' by 1 in each iteration. After the
   loop, 'n_2' will be 11.

5. Run the fourth loop 10 times,

```

```

incrementing 'n_3' by 1 in each
iteration. After the loop, 'n_3' will be
10.

```

```

6. Run the fifth loop 10 times, multiplying
   'n_4' by -2 in each iteration. After the
   loop, 'n_4' will be -1024.

```

```

7. Return the list '[19, 19, 11, 10, -1024]'.

```

```

Therefore, the output of the function for
'n=10' is:
<result>[19, 19, 11, 10, -1024]</result>
"""

```

---

## C Prompts and Programs

### C.1 Programs with Mov Instructions

```
"""Execute this Python code. Think step by
step and then reply with the numerical
value a3 has at the end of the
computation.
"""
```

```
a0=-1; a1=0; a2=-6; a3=-5; a4=-3
a1 = a3
a3 = a3
a3 = a2
a1 = 3
a0 = a3
a3 = a0
a1 = a1
a2 = a0
a0 = a4
```

### C.2 Programs with Mixed Instructions

```
"""Execute this Python code. Think step by
step and then reply with the numerical
value a2 has at the end of the
computation.
"""
```

```
a0=-1; a1=0; a2=-6; a3=-5; a4=-3
a1 += a3
a3 = a3
a3 = a2
a1 &= a3
a4 += a0
a4 -= a1
a4 = a2
a4 += a4
a0 &= a3
a3 &= a0
a1 = a1
a2 &= a0
a0 &= a4
```

### C.3 Programs with a Critical Path

```
"""Execute this Python code. Think step by
step and then reply with the numerical
value a9 has at the end of the
computation.
"""
```

```
a0=-1; a1=-10; a2=-10; a3=1; a4=-6;
a5=-10; a6=10; a7=9; a8=9; a9=10
a4 += a9
a3 = a3
a2 = a4
a9 &= a7 # begin critical path
a8 = a6
a9 &= a5
a9 = a8 # end critical path
a5 += a9
```

```
a5 = a3
a2 = a9
```

### C.4 Code Complexity and Nested Loops

```
"""Execute this Python function and report
the numerical result for the input value
n=10. Reply just with the solution.
"""
```

```
n0 = -1
def f(n):
    a = -2
    for _ in range(n):
        a += 2
    return a
```

### C.5 Sorting Algorithms

#### Recursive Algorithms

Insertion Sort:

```
def main(array, size, start=0):
    if start >= len(array) - 1:
        return array
    min_index = start
    for j in range(start + 1, len(array)):
        if array[j] < array[min_index]:
            min_index = j
    array[start], array[min_index] =
        array[min_index], array[start]
    return main(array, size, start + 1)
```

Bubble Sort:

```
def main(list_data, length) :
    for i in range(length - 1):
        if list_data[i] > list_data[i + 1]:
            list_data[i], list_data[i + 1] =
                list_data[i + 1], list_data[i]
    return list_data if length<2 else
        main(list_data, length - 1)
```

Selection Sort:

```
def main(array, size, start=0):
    if start >= len(array) - 1:
        return array
    min_index = start
    for j in range(start + 1, len(array)):
        if array[j] < array[min_index]:
            min_index = j
    array[start], array[min_index] =
        array[min_index], array[start]
    return main(array, size, start + 1)
```

Adaptive Bubblesort:

```
def main(list_data, length) :
    swapped = False
    for i in range(length - 1):
        if list_data[i] > list_data[i + 1]:
```

```

        list_data[i], list_data[i + 1] =
            list_data[i + 1], list_data[i]
        swapped = True
    return list_data if not swapped else
        main(list_data, length - 1)

```

---

### Quicksort:

```

def main(array, high, low=0):
    if high==len(array):
        high=high-1
    if low < high:
        pi = f1(array, low, high)
        main(array, pi - 1, low)
        main(array, high, pi + 1)
    return array

def f1(array, low, high):
    pivot = array[high]
    i = low - 1
    for j in range(low, high):
        if array[j] <= pivot:
            i = i + 1
            (array[i], array[j]) = (array[j],
                                    array[i])
    (array[i + 1], array[high]) =
        (array[high], array[i + 1])
    return i + 1

```

---

### Merge Sort:

```

def main(arr, r, l=0):
    if r==len(arr):
        r=r-1
    if l < r:
        m = l+(r-l)//2
        main(arr, m, l)
        main(arr, r, m+1)
        f1(arr, l, m, r)
    return arr

def f1(arr, l, m, r):
    n1 = m - l + 1
    n2 = r - m
    L = [0] * (n1)
    R = [0] * (n2)
    for i in range(0, n1):
        L[i] = arr[l + i]
    for j in range(0, n2):
        R[j] = arr[m + 1 + j]
    i = 0
    j = 0
    k = l
    while i < n1 and j < n2:
        if L[i] <= R[j]:
            arr[k] = L[i]
            i += 1
        else:
            arr[k] = R[j]
            j += 1
        k += 1
    while i < n1:
        arr[k] = L[i]
        i += 1

```

```

        k += 1
    while j < n2:
        arr[k] = R[j]
        j += 1
        k += 1

```

---

### Tim Sort:

```

def main(lst, size):
    length = len(lst)
    runs, s_runs = [], []
    new_run = [lst[0]]
    s_array = []
    i = 1
    while i < length:
        if lst[i] < lst[i - 1]:
            runs.append(new_run)
            new_run = [lst[i]]
        else:
            new_run.append(lst[i])
            i += 1
    runs.append(new_run)
    for run in runs:
        s_runs.append(f2(run))
    for run in s_runs:
        s_array = f1(s_array, run)
    return s_array

def f1(left, right):
    if not left:
        return right
    if not right:
        return left
    if left[0] < right[0]:
        return [left[0], *f1(left[1:], right)]
    return [right[0], *f1(left, right[1:])]

def f2(lst):
    length = len(lst)
    for index in range(1, length):
        value = lst[index]
        pos = f3(lst, value, 0, index - 1)
        lst = lst[:pos] + [value] +
            lst[pos:index] + lst[index + 1 :]
    return lst

def f3(lst, item, start, end):
    if start == end:
        return start if lst[start] > item else
            start + 1
    if start > end:
        return start
    mid = (start + end) // 2
    if lst[mid] < item:
        return f3(lst, item, mid + 1, end)
    elif lst[mid] > item:
        return f3(lst, item, start, mid - 1)
    else:
        return mid

```

---

### Heap Sort:

```

def main(u_arr, size):
    n = len(u_arr)

```



```

for i in range(n // 2 - 1, -1, -1):
    fl(u_arr, i, n)
for i in range(n - 1, 0, -1):
    u_arr[0], u_arr[i] = u_arr[i], u_arr[0]
    fl(u_arr, 0, i)
return u_arr

def fl(u_arr, index, heap_size):
    largest = index
    left_index = 2 * index + 1
    right_index = 2 * index + 2
    if left_index < heap_size and
        u_arr[left_index] > u_arr[largest]:
        largest = left_index

    if right_index < heap_size and
        u_arr[right_index] > u_arr[largest]:
        largest = right_index

    if largest != index:
        u_arr[largest], u_arr[index] =
            u_arr[index], u_arr[largest]
        fl(u_arr, largest, heap_size)

```

---

## Iterative Algorithms

### Insertion Sort:

```

def main(arr, size):
    for j, val in enumerate(arr[1:]):
        i = j
        while j >= 0 and val < arr[j]:
            arr[j + 1] = arr[j]
            j -= 1
        if j != i:
            arr[j + 1] = val
    return arr

```

---

### Bubble Sort:

```

def main(collection, size=0):
    length = len(collection)
    for i in reversed(range(length)):
        for j in range(i):
            if collection[j] > collection[j + 1]:
                collection[j], collection[j + 1] =
                    collection[j + 1],
                    collection[j]
    return collection

```

---

### Selection Sort:

```

def main(collection, size=0):
    length = len(collection)
    for i in reversed(range(length)):
        for j in range(i):
            if collection[j] > collection[j + 1]:
                collection[j], collection[j + 1] =
                    collection[j + 1],
                    collection[j]
    return collection

```

---

### Adaptive Bubblesort:

```

def main(collection, size=0):
    length = len(collection)
    for i in reversed(range(length)):
        swapped = False
        for j in range(i):
            if collection[j] > collection[j + 1]:
                swapped = True
                collection[j], collection[j + 1] =
                    collection[j + 1],
                    collection[j]
        if not swapped:
            break
    return collection

```

---

### Quicksort:

```

def main(arr, h, l=0):
    if h==len(arr):
        h=h-1
    size = h - l + 1
    stack = [0] * (size)
    top = -1
    top = top + 1
    stack[top] = 1
    top = top + 1
    stack[top] = h
    while top >= 0:
        h = stack[top]
        top = top - 1
        l = stack[top]
        top = top - 1
        p = fl(arr, l, h)
        if p-1 > l:
            top = top + 1
            stack[top] = 1
            top = top + 1
            stack[top] = p - 1
        if p + 1 < h:
            top = top + 1
            stack[top] = p + 1
            top = top + 1
            stack[top] = h
    return arr

```

---

### Merge Sort:

```

def main(a, size):
    width = 1
    n = len(a)
    while (width < n):
        l=0;
        while (l < n):
            r = min(l+(width*2-1), n-1)
            m = min(l+width-1,n-1)
            fl(a, l, m, r)
            l += width*2
        width *= 2
    return a

def fl(a, l, m, r):
    n1 = m - l + 1

```

```

n2 = r - m
L = [0] * n1
R = [0] * n2
for i in range(0, n1):
    L[i] = a[l + i]
for i in range(0, n2):
    R[i] = a[m + i + 1]
i, j, k = 0, 0, 1
while i < n1 and j < n2:
    if L[i] <= R[j]:
        a[k] = L[i]
        i += 1
    else:
        a[k] = R[j]
        j += 1
    k += 1
while i < n1:
    a[k] = L[i]
    i += 1
    k += 1
while j < n2:
    a[k] = R[j]
    j += 1
    k += 1

```

---

#### Tim Sort:

---

```

def main(arr, n):
    min_run = 32
    n = len(arr)
    for i in range(0, n, min_run):
        f2(arr, i, min((i + min_run - 1), n - 1))
    size = min_run
    while size < n:
        for start in range(0, n, size * 2):
            middle = min((start + size - 1), (n - 1))
            end = min((start + size * 2 - 1), (n - 1))
            if middle < end:
                f1(arr, start, middle, end)
            size *= 2
    return arr

def f2(arr, left=0, right=None):
    if right is None:
        right = len(arr) - 1
    for i in range(left + 1, right + 1):
        key_item = arr[i]
        j = i - 1
        while j >= left and arr[j] > key_item:
            arr[j + 1] = arr[j]
            j -= 1
        arr[j + 1] = key_item

def f1(arr, left, middle, right):
    if arr[middle] <= arr[middle + 1]:
        return
    left_copy = arr[left:middle + 1]
    right_copy = arr[middle + 1:right + 1]
    left_copy_index = 0
    right_copy_index = 0
    s_index = left

```

---

```

while left_copy_index < len(left_copy)
    and right_copy_index <
        len(right_copy):
        if left_copy[left_copy_index] <=
            right_copy[right_copy_index]:
            arr[s_index] =
                left_copy[left_copy_index]
            left_copy_index += 1
        else:
            arr[s_index] =
                right_copy[right_copy_index]
            right_copy_index += 1
            s_index += 1
    while left_copy_index < len(left_copy):
        arr[s_index] =
            left_copy[left_copy_index]
        left_copy_index += 1
        s_index += 1
    while right_copy_index < len(right_copy):
        arr[s_index] =
            right_copy[right_copy_index]
        right_copy_index += 1
        s_index += 1

```

---

#### Heap Sort:

---

```

def main(arr, n):
    f1(arr, n)
    for i in range(n - 1, 0, -1):
        arr[0], arr[i] = arr[i], arr[0]
        j, index = 0, 0
        while True:
            index = 2 * j + 1
            if (index < (i - 1) and
                arr[index] < arr[index + 1]):
                index += 1
            if index < i and arr[j] <
                arr[index]:
                arr[j], arr[index] = arr[index],
                    arr[j]
            j = index
            if index >= i:
                break
    return arr

def f1(arr, n):
    for i in range(n):
        if arr[i] > arr[int((i - 1) / 2)]:
            j = i
            while arr[j] > arr[int((j - 1) /
                2)]:
                (arr[j],
                    arr[int((j - 1) / 2)]) =
                    (arr[int((j - 1) /
                        2)], arr[j])
                j = int((j - 1) / 2)

```

---

## C.6 Standard Algorithms and Variations

#### Fibonacci (iterative):

---

```

def f(n):
    a, b = 0, 1
    if n <= 1:

```

```
        return n
    else:
        for i in range(1, n):
            c = a + b
            a = b
            b = c
        return b
```

---

#### Padovan (iterative):

---

```
def g(n):
    a, b = 1, 1
    c, d = 1, 1
    for i in range(3, n+1):
        d = a + b
        a = b
        b = c
        c = d
    return d
```

---

#### Bubble Sort (iterative):

---

```
def f(v):
    n = len(v)
    for i in range(n):
        for j in range(0, n-i-1):
            if v[j] > v[j+1]:
                v[j], v[j+1] = v[j+1], v[j]
    return v
```

---

#### Bubble Sort Descending (iterative):

---

```
def g(v):
    n = len(v)
    for i in range(n):
        for j in range(0, n-i-1):
            if 0 > v[j] - v[j+1]:
                v[j], v[j+1] = v[j+1], v[j]
    return v
```

---

#### Gauss Sum:

---

```
def f(n):
    tot = 0
    for i in range(n):
        tot += i
    return tot
```

---

#### Gauss Sum and Subtraction:

---

```
def g(n):
    tot = 0
    for i in range(n):
        tot += (i if i%2==0 else -i)
    return tot
```

---

#### Is Prime:

---

```
def f(n):
    if n < 2: return False
    for x in range(2, int(n**0.5) + 1):
        if n % x == 0:
            return False
```

```
        return True
```

---

#### Is Prime on Successor:

---

```
def g(n):
    n = n+1
    if n < 2: return False
    for x in range(2, int(n**0.5) + 1):
        if n % x == 0:
            return False
    return True
```

---

#### Collatz Sum Even:

---

```
def g(n):
    s = n
    while n != 1:
        if n % 2 == 0:
            n = n // 2
            s += n
        else:
            n = 3 * n + 1
    return s
```

---