

cedar: Composable and Optimized Machine Learning Input Data Pipelines

Mark Zhao
Stanford University

Emanuel Adamiak
Stanford University

Christos Kozyrakis
Stanford University

Abstract

The input data pipeline is an essential component of each machine learning (ML) training job. It is responsible for reading massive amounts of training data, processing batches of samples using complex transformations, and loading them onto training nodes at low latency and high throughput. Performant input data systems are becoming increasingly critical, driven by skyrocketing data volumes and training throughput demands. Unfortunately, current input data systems cannot fully leverage key performance optimizations, resulting in hugely inefficient infrastructures that require significant resources – or worse – underutilize expensive accelerators.

To address these demands, we present *cedar*, a programming model and framework that allows users to easily build, optimize, and execute input data pipelines. *cedar* presents an easy-to-use programming interface, allowing users to define input data pipelines using composable operators that support arbitrary ML frameworks and libraries. Meanwhile, *cedar* transparently applies a complex and extensible set of optimization techniques (e.g., offloading, caching, prefetching, fusion, and reordering). It then orchestrates processing across a customizable set of local and distributed compute resources in order to maximize processing performance and efficiency, all without user input. On average across six diverse input data pipelines, *cedar* achieves a 2.49 \times , 1.87 \times , 2.18 \times , and 2.74 \times higher performance compared to `tf.data`, `tf.data` service, Ray Data, and PyTorch’s `DataLoader`, respectively.

1 Introduction

Every deep machine learning (ML) training job relies on systems that process raw data into prepared training samples. While some preprocessing operations may be performed “offline” by traditional parallel processing frameworks such as Spark [78] or Beam [2], each training job also relies on an *input data pipeline* to further process each sample “online” as it is ingested by the model. This is because training jobs rely on diverse transformations that can vary both across and within

jobs due to model/hyperparameter exploration [36, 82] and random augmentations [16, 58]. For example, a recommendation pipeline may hash categorical features based on the dimensions of the model itself [69], while a computer vision pipeline may distort each image randomly every time it is ingested [16]. Thus, materializing all possible transformations a priori is cost-prohibitive if not infeasible.

Input data pipelines present unique requirements such as domain-specific tensor operations [65, 72], ML framework integrations [1, 59], sub-*ms* processing latencies [7], and right-sizing to match accelerator demands [48]. Thus, traditional stream processing frameworks (e.g., Spark Streaming [79] and Flink [12]) are ill-suited for input data pipelines. Instead, ML practitioners rely on *input data systems*, such as PyTorch’s `DataLoader` [64] and TensorFlow’s `tf.data` [52], to continuously extract training data from storage, apply complex transformations to each sample, and load processed mini-batches onto accelerators throughout the training job’s lifetime.

Recently, the input data throughput demanded by training jobs has grown at an immense rate [48, 52, 81, 82], driven by specialized hardware [8, 35, 68], optimized software techniques [29, 30], and massive training clusters [42, 47, 50]. To avoid input data bottlenecks which cripple training throughput [48, 82], companies such as Google [7], Alibaba [81], and Meta [82] have deployed dedicated distributed input data services. Unfortunately, simply scaling-out input data pipelines is resource-intensive and inefficient. Meta’s DPP can require dozens of CPU servers to support a *single* GPU server [82], while a single model at Google can require more than five thousand preprocessing workers [7]! Optimizing both the performance and efficiency of input data systems is essential.

To understand the impacts and complexities of optimizing these systems, we begin by presenting a study of many existing and novel optimization techniques. For example, offloading computations [28, 39, 52, 75, 81, 82] (e.g., to disaggregated workers) and prefetching [52] allow input data systems to parallelize and overlap input data processing with training. Caching intermediate input data [15, 28, 34, 37, 40, 48, 80, 83] exploits reuse between training epochs, while fusing opera-

tors [52] reduces data transfer overheads. We also analyze how reordering operators that affect sample sizes can significantly reduce work on a per-sample basis.

While numerous impactful optimization techniques exist, current systems fail to fully capitalize on their benefits because they are: *a) Fragmented*. Optimization techniques are dispersed and deeply integrated across myriad input data systems [7, 52, 63, 67, 81, 82], forcing users to choose amongst optimizations. *b) Specialized*. Meanwhile, due to the immense diversity of ML ecosystems, many systems are limited in their ability to optimize general workloads. For example, tf.data service [7] requires TensorFlow graphs [71], precluding the use of many third-party domain-specific libraries, Python UDFs, and ML frameworks such as PyTorch. *c) Inextensible*. As we show in Section 3, leveraging new optimizations and backends (e.g., disaggregated workers) presents a complex search space that current systems cannot reason about. In short, there lacks a framework that supports general input data pipelines, applies and combines impactful-yet-complex optimization techniques, and utilizes diverse ML infrastructures.

To address these limitations, this paper presents *cedar*, a composable and optimized programming model and framework for ML input data pipelines. *cedar* provides ML practitioners an API to define general input data pipelines and a runtime that automatically applies complex optimizations and orchestrates processing across an extensible set of execution backends. *cedar* aims to maximize the performance of input data processing in order to address costly bottlenecks and inefficiencies in current input data systems [7, 48, 82]. It does so by exposing three *composable* and *extensible* interfaces.

a) Programming interface. *cedar* allows ML practitioners to easily define stateless input data pipelines (Features) by chaining together modular native and higher-order operators (Pipes) functionally. *cedar* is Python-native and is agnostic to users’ choice of ML framework or libraries. It also allows users to specify a set of minimal-yet-expressive hints that permit *cedar* to apply optimizations while maintaining the semantic correctness of black-box UDFs. *b) Optimization interface.* *cedar* models each Feature as a logical dataflow graph; *cedar* then exposes well-defined methods to monitor and manage the Feature’s execution. *cedar*’s Optimizer leverages this interface to statically optimize and dynamically tune processing using an extensible set of optimization techniques. *c) Execution interface.* Finally, *cedar* does not aim to replace the myriad existing input data processing systems [21, 52, 53, 60, 64, 67]. Instead, it offers an interface that allows the Optimizer to *offload* Pipes to an extensible set of local and distributed processing backends. This allows *cedar* to balance distinct strengths and weaknesses between backends for each pipeline, choosing the best tool for the job.

We implemented both local (multiprocessing) and distributed (Ray [49]) backends, and we evaluated *cedar* on a diverse set of six input data pipelines across ML domains. By understanding the complex systems dynamics that arise

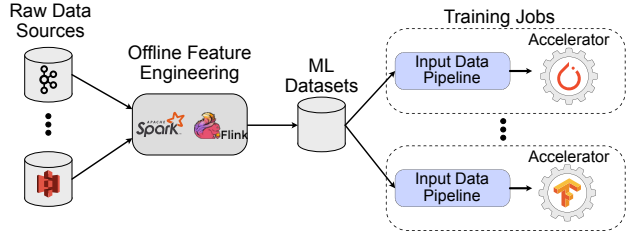


Figure 1: ML training data pipelines consist of an offline feature engineering and an online input data processing stage.

in each pipeline, *cedar* successfully leverages a mix of optimizations and backends to maximize each pipeline’s performance. On average, *cedar* outperforms state-of-the-art ML input data systems, including tf.data [52], tf.data service [7], Ray Data [67], and PyTorch’s DataLoader [64] by 2.49 \times , 1.87 \times , 2.18 \times , and 2.74 \times , respectively. We plan to open source *cedar* upon publication, providing a platform for the community to further develop and leverage input data optimizations.

2 Background and Motivation

ML data ingestion. ML training jobs inherently rely on data ingestion pipelines to transform raw operational data into structured samples (i.e., tensors) interpretable by ML frameworks such as PyTorch [59] and TensorFlow [1]. As shown in Figure 1, these pipelines traditionally consist of two phases: offline *feature engineering* and online *input data processing*.

Feature engineering pipelines validate, aggregate, join, and transform raw operational data into structured *datasets*, off the critical path of training. For example, a recommendation dataset may require joining production databases and log streams across services [82]. Since feature engineering predominantly requires traditional extract-transform-load (ETL) tasks, ML practitioners commonly use general-purpose distributed processing frameworks such as Spark [78], Flink [12], and Beam [2]. Because of the diverse scale of training workloads, dataset sizes, and ML domains, these datasets can be stored across a wide variety of systems, ranging from training nodes’ local filesystems to cloud data lakes [5, 17, 57, 83], as raw, binary, or structured files [22, 24, 25, 73].

Why we need online input data processing. ML models rely on numerous operations that vary heavily across jobs or even across epochs (i.e., passes on the dataset) within a job. For example, NLP practitioners often experiment with tokenization algorithms [32] across model architectures. Recommendation models require different hashing configurations depending on their embedding table dimensions [69]. Many domains, such as computer vision [16] and speech [58], apply random augmentations that recompute each sample every epoch to improve model generalization. Materializing unique datasets for each training job (or even each epoch) would be wildly inefficient. Instead, each training job uses an input data pipeline

to perform the “last-mile” of processing by extracting training samples from stored datasets, transforming them into ready-to-use mini-batches of tensors, and loading tensors into the host memory of the training node – all on-the-fly.

Why we need input data systems. Input data pipelines present requirements distinct from traditional ETL tasks, demanding a dedicated class of systems. Deep learning jobs typically train models using mini-batch gradient descent. At each training step, the ML framework (e.g., PyTorch or TensorFlow) copies a mini-batch from host to accelerator memory, and the accelerator performs backpropagation on the mini-batch. The ML framework performs many such steps until the model reaches convergence, potentially requiring multiple passes (epochs) over the raw dataset.

As a result, the input data pipeline must right-size resources and generate each mini-batch with strict low latency ($O(100\mu s - 1ms)$ per step) [7] and high throughput ($O(10GB/s)$ per node) [82] requirements throughout the lifetime of the job, which can take days to weeks. Violations of these requirements can bottleneck expensive accelerators [48]. Furthermore, instead of joins, aggregations, and sorts on structured data, ML input data pipelines predominantly operate on unstructured tensors within a mini-batch granularity and rely on myriad domain-specific Python libraries and UDFs.

Why current input processing frameworks are insufficient. ML practitioners have historically relied on first-party input data libraries provided by ML frameworks (e.g., PyTorch’s DataLoader [64] and TensorFlow’s tf.data [52]), which utilize *local* resources (i.e., training nodes’ host CPUs) to perform processing. Unfortunately, as throughput demands continue to rise, these frameworks are struggling to keep up [7, 82]. Thus, recent works have begun to explore a breadth of optimization and scaling techniques such as parallelism and disaggregation [28, 39, 52, 75, 81, 82], caching [15, 28, 34, 37, 40, 43, 48, 80, 83], operator fusion [52, 67], and inter-job coordination [28, 36, 40, 48, 80]. Furthermore, as we explore next, traditional query optimization techniques such as reordering [38] can further yield benefits for input data pipelines.

While there are many promising optimizations, current systems fail to take full advantage of and automate them because they are: *a) Fragmented.* Current optimization techniques in input data systems are nascent and fragmented across respective frameworks, placing prohibitive restrictions on ML practitioners. For example, users wishing to adopt Plumber’s [39] resource allocator must use tf.data. *b) Specialized.* ML input data pipelines rely heavily on a diverse mix of domain-specific libraries and frameworks as opposed to a standardized interface (e.g., SQL). Thus, applying existing input data and query optimization techniques across general workloads is difficult, forcing systems to make restrictions. For instance, while tf.data service can leverage TensorFlow’s graph optimizations [52], users cannot harness its benefits for PyTorch pipelines [71]. *c) Inextensible.* As we explore next, extending and combining optimization techniques presents a complex

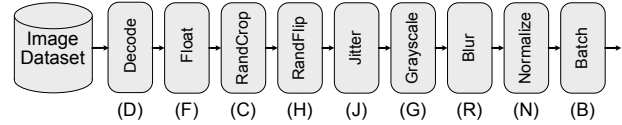


Figure 2: The SimCLR input data pipeline applies a sequence of augmentations to each image. Abbreviated letters in parentheses denote the operator throughout this section.

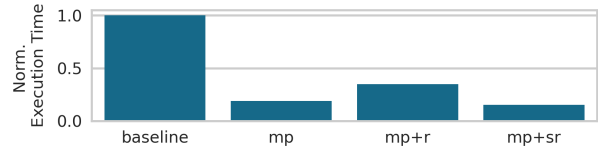


Figure 3: Pipeline execution time, normalized to the baseline, by offloading operators across local and remote backends.

search space about which current input data systems cannot reason. While there is an urgency to address the large and increasing resource demands of input data systems, there lacks a means to develop, compose, and leverage key optimizations across the wide set of input data pipelines and systems in use.

3 Input Processing Optimization Trade-offs

We begin by demonstrating the importance – and complexities – of applying optimizations to input data pipelines. We evaluate a set of key optimization techniques – offloading, fusion, caching, reordering, and prefetching – on a representative computer vision input data pipeline for SimCLR [13, 14] (CV) as shown in Figure 2. We performed experiments on an 8-core VM on Google Cloud (n2-standard-8) with some experiments using an additional 32-core VM (n2-standard-32). The pipeline read a subset of the ImageNet dataset [19] stored on the filesystem of the 8-core VM. Section 6 further explores natural language and speech pipelines.

Offloading: Choose the right backend for each operator. Many input data systems offload the entire pipeline execution to local and remote backends (e.g., thread/process pools [52, 64] or distributed workers [7, 81, 82]) to parallelize processing. However, each backend presents trade-offs between available resources and incurred overheads, impacting the performance of each operator differently. To maximize overall performance, input data systems should carefully select *each* operator’s backend depending on the operator’s unique performance characteristics and leverage *both* local and remote resources.

To demonstrate this, Figure 3 shows the execution time of the CV pipeline across various backends, normalized to the baseline which executes all operators within the main data loading process on the 8-core VM. *mp* offloads execution of the entire pipeline to a local multiprocessing pool. *mp+r* offloads the entire pipeline to multiple processes on the remote 32-core VM, using the local multiprocessing pool to send images and receive batched tensors via Ray. Surprisingly, *more* parallelism

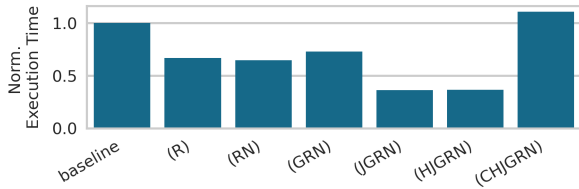


Figure 4: Pipeline execution time, normalized to the baseline, by executing fused operators (see Figure 2) remotely.

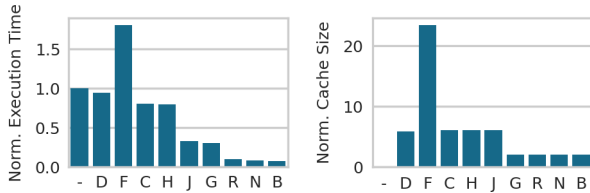


Figure 5: Pipeline execution time and cache size requirement after materializing the output of each operator (see Figure 2), normalized to no caching and the raw dataset size (‘-’).

harms execution time because each local process performs more work facilitating RPCs than it would performing the operators themselves. That being said, remote backends *can* offer benefits if used correctly. `mp+sr` only *selectively* offloads the blur operator, which exhibits high arithmetic intensity, improving execution time by a further 20% over `mp`.

Fusion: Fuse offloaded operators selectively. Operator fusion can further improve the benefits of offloading operators by eliminating intermediate data transfer bottlenecks. However, blindly applying fusion (e.g., fusing all `map` operators) has the same pitfall as offloading. To illustrate this, Figure 4 shows the execution time of the CV pipeline when fusing and offloading certain operators to the remote 32-core VM.

In accordance with Figure 3, offloading high arithmetic intensity operators (blur - (R)) improves performance. However, fusing neighboring operators can either further improve or degrade performance. Fusing grayscale (G) harms performance as converting images to grayscale locally prior to offloading reduces sample sizes and I/O costs. Meanwhile, continuing to fuse compute-intensive operators (namely jitter (J)) significantly reduces execution time (63% of the baseline), achieving the best result. Further fusing crop (C) eliminates these benefits and incurs slowdowns for the same reason as initially fusing grayscale. Finding the ideal fusion is non-intuitive and requires a complex analysis of operator dynamics.

Caching: Decide if and where to cache, without violating operator semantics. Caching *can* be an effective tool in trading compute savings for storage costs, but may also hinder system performance and model accuracy if applied naively. Figure 5 shows the execution time (over 16 epochs) and intermediate cache size across ten experiments. In each

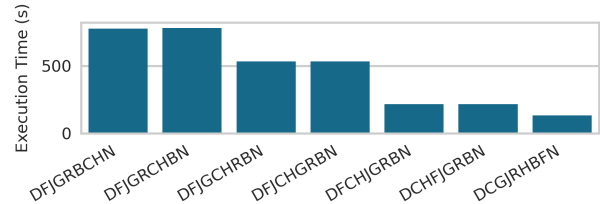


Figure 6: Execution time (without offloading) by reordering various operators in the CV pipeline (see Figure 2).

experiment, the output of a different operator was materialized during the first epoch. In subsequent epochs, this data was then read from cache and processed by downstream operators.

These results demonstrate two important takeaways. First, caching can harm pipeline throughput, e.g., caching the `int8` to `fp32` conversion (F). This is because operators can increase the size of each sample; caching can incur more I/O overheads relative to compute saved. Secondly, caching after any *random* operator (e.g., random crop) would unacceptably reduce the model’s accuracy (see §2). Considering these factors, applying caching to the CV pipeline is ineffective without further optimizations! Caching prior to the first random operator (crop - C) *increases* execution time by 81%, while caching the decoded image only reduces execution time by 5% but requires $5.86\times$ more cache capacity than the dataset itself.

Reordering: Opportunity to reduce work per-sample, but need to preserve correctness. While operator reordering is a well-known optimization technique in database systems [38], its benefits have yet to be explored for input data pipelines. Input data pipelines rely on a vast range of domain-specific libraries and UDFs in contrast to standard SQL clauses, precluding systems from understanding permissible reorderings. However, reordering UDFs based on how they affect the size of *each* sample can unlock significant performance.

To demonstrate this, Figure 6 shows the pipeline execution time across seven “semantically equivalent” reorderings (i.e., orderings which produce permissible samples for model training). Reordering can have a massive impact on performance; there is a $5.90\times$ difference in execution time between the most and the least optimal ordering. The ideal reordering pushed size-reducing transformations (e.g., crop and grayscale) towards the beginning and size-increasing transformations (e.g., `int8` to `float32` conversion) towards the output. The key in unlocking these benefits is enabling input data systems to understand which reorderings are permissible, without requiring users to specify the combinatorial set of reorderings.

Prefetching: Pipeline execution across compute resources. Prefetching is a powerful tool that enables input data systems to overlap computation across various systems (i.e., the accelerator, the data loading process, and offloaded backends). Input data systems can and should leverage prefetching in two ways. First, prefetching the output of the input data pipeline allows input data systems to overlap input data pro-

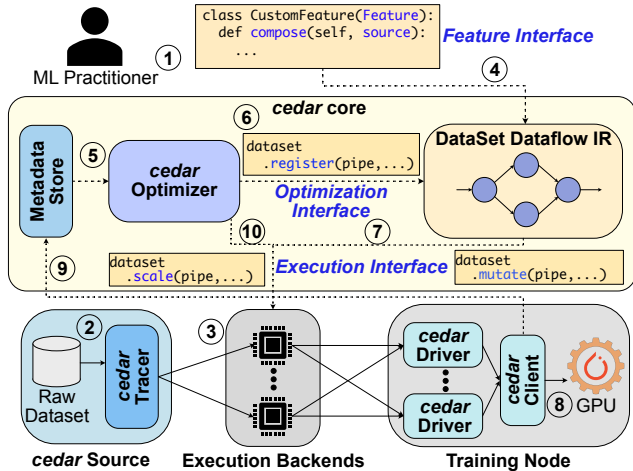


Figure 7: *cedar* block diagram, showing how users can leverage *cedar* to define, optimize, and execute pipelines.

cessing with the training step. For example, we observed a 35% improvement in end-to-end training throughput for the CV pipeline using prefetching, given a 100ms training step. Similarly, prefetching the output of an offloaded operator can overlap its computation with downstream operators. We observed a 30% improvement in overall input data throughput using prefetching when offloading the blur operator remotely. **Summary.** While numerous optimization techniques can yield significant performance benefits, input data systems should be able to concurrently leverage *all* of these techniques and easily adopt more as they arise. This introduces a vast search space – applying reordering, caching, offloading (across 3 backends), and fusion can introduce $\sim 85\text{B}$ plans for the CV pipeline. To explore this search space, systems need to understand the complex systems dynamics and logical semantics of each pipeline and carefully apply each optimization.

4 *cedar* Programming Model and Framework

To address this need, we designed *cedar*, a framework that allows ML practitioners to build, optimize, and execute diverse ML input data pipelines. *cedar* automatically applies a complex set of optimization techniques to each pipeline, optimizing its execution over an extensible set of processing backends with the goal of meeting training jobs’ input data throughput demands with minimal resource requirements. To do so, we designed *cedar* around two key principles.

- a) *Modularity.* Efficiently training ML models requires expertise in multiple domains, including architecting the model, managing infrastructure, and optimizing performance. *cedar* decouples these concerns by presenting three well-defined interfaces that allow distinct entities to focus on each domain.
- b) *Composability and Extensibility.* Meanwhile, input data pipelines, execution backends, and performance optimizations will continue to change and improve. To allow *cedar*

to evolve accordingly, each interface exposes primitives that allow users to quickly define new pipelines, leverage new compute resources, and integrate new optimizations.

Figure 7 shows an example of *cedar* in action. (1) An ML practitioner (MLP) begins by composing a *logical* input data pipeline (a *Feature*) by functionally chaining together operators (*Pipes*) using the *Feature* API (§4.1). (2) The MLP also wraps the raw dataset in a *Source* (a *Pipe* abstraction around a physical dataset) and (3) specifies a set of backends (e.g., the training node’s CPU, a Kubernetes or Ray cluster, etc.) available for processing. (4) The MLP creates an *cedar* *DataSet*, registering the *Feature*, *Source*, and backends. *cedar* parses the *Feature* into a dataflow graph.

(5) *cedar*’s *Optimizer* (§5) then statically optimizes the *DataSet* using performance statistics for each *Pipe* (from past runs or by running a short profiling job), producing an optimized physical plan. (6) The *Optimizer* updates the *Feature*’s dataflow graph accordingly using the *Optimization* interface (§4.2). (7) Once training begins, *cedar* uses the *Execution* interface (§4.2) to map the optimized dataflow graph’s execution across selected backends. (8) *cedar* creates a *Client* on the training node(s), which uses a number of *Drivers* to facilitate processing. *cedar* initiates processing and the *Client* yields processed samples to the ML training framework (e.g., PyTorch). (9) Meanwhile, the *Client* continuously monitors processing, reporting runtime statistics. (10) The *Optimizer* uses these statistics to dynamically right-size resources via the *Execution* interface.

4.1 Feature API

cedar provides a library of composable, stateless *Pipes* that implement common data loading primitives (e.g., batching, shuffling) and higher-order functions (e.g., map, filter) that support arbitrary libraries and UDFs. Each *Pipe* applies a logical transformation to input samples, yielding transformed samples to the downstream *Pipe*(s). Transformations may be applied one-to-one (e.g., map), many-to-one (e.g., batch), or one-to-many (e.g., reading lines in a file). Similarly, each *Pipe* may ingest (emit) from (to) one or more *Pipes* (e.g., zip/unzip). The *Feature* API allows users to quickly define an input data pipeline by functionally chaining together *Pipes*, composing a dataflow called a *Feature*.

Figure 8 shows a *Feature* for the CV pipeline in §3. Each *Feature* is logical; it is not bound to a specific dataset, nor does it specify *how* the dataflow is executed, allowing *Features* to be shared between training jobs. Instead, ML engineers define a *Source*, which wraps a physical dataset with a *Pipe*, providing an iterator over raw samples. Users supply one or more *Sources*, the *Feature*, and backend specifications to the *cedar* *DataSet*. The *DataSet* presents a simple iterable interface. Training nodes can simply iterate over the *DataSet*, which yields fully processed mini-batches within host memory to be consumed by ML frameworks. Execution

```

1 class SimCLRFeature(Feature):
2     def compose(self, source):
3         ft = source.read_image().fix()
4         ft = ft.map(ToFloat).tag("F")
5         ft = ft.map(Crop).rand().tag("C")
6         ft = ft.map(Flip).rand().depends_on(["C"])
7         ft = ft.map(Jitter).rand()
8         ft = ft.map(Grayscale)
9         ft = ft.map(GaussianBlur)
10        ft = ft.map(Normalize).depends_on(["F"])
11        return ft.batch(batch_size=...)
12
13 source = FileSource(<path_to_imagenet>)
14 feature = SimCLRFeature()
15 ds = DataSet(source, feature, backends)
16 for batch in ds:
17     # fit the model to batch

```

Figure 8: *cedar* Feature API.

is lazy and incremental (i.e., in a streaming fashion), allowing *cedar* to scale to large Sources that do not fit in memory.

Relaxed operator dependencies. While the original Feature dataflow specifies a *potential* ordering, *cedar* allows users to relax ordering constraints by expressing a dependency graph on top of the original dataflow specification. As shown in Figure 8, if a Pipe v depends on u , users can label u with an explicit tag_u (Line 5) and declare the dependency via $v.depends_on([tag_u])$ (Line 6). Users can also fix the position of a pipe u by calling $u.fix()$, which makes u depend on all upstream Pipes and makes all downstream Pipes depend on u . As we show in §5, this allows the Optimizer to enumerate semantically equivalent reordered plans.

Random operators. *cedar* also allows ML engineers to designate which Pipes represent random augmentations of data (Lines 5-7), allowing the Optimizer to preserve randomness while introducing optimization techniques such as caching.

Guarantees and Fault Tolerance. *cedar* guarantees that the above constraints are met. *cedar* also provides fault-tolerance and precise checkpointing. Each Source wraps emitted samples in a DataSample, each with a UUID. Upon reception of a batch, the Client records all IDs (aggregations track all aggregated IDs, and filters forward empty DataSamples). To reduce the volume of tracked IDs, Sources map DataSamples into fixed-size splits. When all samples within a split are received by the Client, the Client seals the split and tracks the completed split as opposed to all of its samples.

Pipes are stateless. If a fault occurs during execution, the Client simply informs the Source to re-emit a specific sample ID, recomputing the result. If duplicate IDs are received, Clients will not return the duplicate sample to ensure exactly-once semantics. Clients expose a checkpointing API, which returns all sealed splits and returned IDs of open splits. If the training job or Client fails, *cedar* can resume each Source from the checkpoint. While Sources emit samples in deterministic order, samples may be received out-of-order if backends shuffle samples. While this is acceptable for most training jobs, which require random shuffling, *cedar*

Table 1: Optimization (top) & Execution (bottom) interfaces.

API	Description
register(pipe)	Registers a new Pipe into the DataSet.
fuse(pipes)	Registers a new Pipe that fuses all input Pipes.
update_dfg(graph)	Updates the dataflow graph as specified.
assign(pipe, variant)	Assign a Variant to the provided Pipe.
set_shards(n)	Assign a number of Drivers for each Client.
shard(n)	Shard the Feature into n Drivers.
mutate(pipe, variant)	Mutate the Pipe to the specified Variant.
scale(pipe, n)	Sets the parallelism of Pipe to n .

can enforce strict ordering using each sample’s ID.

4.2 Optimization and Execution Interfaces

Once *cedar* parses the Feature and Sources into the intermediate dataflow graph, it exposes Optimization and Execution interfaces which allow the *cedar* Optimizer to automatically optimize and orchestrate the DataSet’s execution across backends. These dedicated interfaces allow *cedar* to easily adopt future optimization techniques and backends.

Optimization interface. The Optimizer (§5) automatically uses multiple techniques to produce an optimized execution plan. The Optimization interface provides methods (Table 1) that allow the Optimizer to administer the plan onto the DataSet’s dataflow. To introduce caching or prefetching, the Optimizer creates a cache or prefetch Pipe from *cedar*’s native library, registers the Pipe via `register`, and updates the dataflow graph via `update_dfg` to insert the Pipe at the appropriate location. Fusion can be implemented by creating a new fused Pipe via `fuse` and updating the dataflow graph accordingly. Reordering can be implemented by simply updating the dataflow graph. Finally, `assign` assigns the execution backend for each Pipe and `set_shards` sets the number of Drivers for each Client, as we discuss next.

Execution interface. When the training job starts, *cedar* uses the Execution interface to physically map the DataSet across backends and initiate processing. These methods allow *cedar* to leverage parallelism along two dimensions.

First, a Driver is a Python process that coordinates the DataSet execution (e.g., executing non-offloaded Pipes, calling backend RPCs, etc.). By default, *cedar* uses a single Driver for each Client. `shard` replicates the entire Feature, creates a Driver for each replica, and shards the samples generated by each Source across all Drivers. By creating multiple Drivers, *cedar* enables two benefits. *a)* Users can create multiple Clients, sharding Drivers between each Client to support multi-accelerator training. *b)* The Optimizer can create multiple Drivers (using `set_shards`) to improve the throughput of a single Client, parallelizing native Python operators constrained by the GIL.

Secondly, *cedar* can further offload individual Pipes *within* each Driver to an extensible set of backends. Each Pipe is

associated with one or more Variants. A Variant represents the *physical* implementation (e.g., execute the operator on a distributed cluster using Ray) of the logical operation specified by the Pipe. *cedar* calls `mutate` to transform the Pipe to the Variant specified by the Optimizer, initiating processing on the respective backend. Some Variants allow a configurable amount of parallelism (e.g., process pool size); `scale` sets the amount of parallelism appropriately. `mutate` and `scale` can also be called *dynamically*, allowing the Optimizer to right-size resources during runtime (§ 5.2).

5 Optimizer

The Optimizer leverages *cedar*’s core interfaces to statically optimize and dynamically tune the execution of the DataSet. Specifically, the Optimizer performs a static pass that concurrently applies the optimizations in Section 3. During runtime, the Optimizer dynamically adjusts the scale and Variant of each Pipe to meet throughput demands at minimal cost.

Tracing and profiling. The Optimizer relies on a collection of performance statistics within the Metadata Store (Figure 7) to calculate cost models across plans. These statistics are automatically collected by *cedar*, which traces the execution of each Pipe. Each Source periodically marks DataSamples to be traced. Each Pipe transparently tags traced DataSamples with statistics, including the sample’s execution latency and size (bytes), and the Pipe’s current Variant and prefetch buffer length (if applicable). Upon reception, the Client updates the Metadata Store with traced results and a measure of the current overall throughput.

The Optimizer requires a core set of statistics. These include the throughput $tput_{base}$ of the baseline plan, G_{base} , which executes the un-optimized DataSet *locally* (i.e., within a single Driver Python process). For each Pipe p , the Optimizer also requires the average latency to process a sample, $lat_{base}(p)$, and its average input and output sample sizes, $size_{in}(p)$ and $size_{out}(p)$, respectively. Finally, for each Variant v available for p , the Optimizer requires the average DataSet throughput achieved by offloading only p to v , $tput_v(p)$. If statistics are insufficient (e.g., from a previous job), the Optimizer runs a short profiling job.

5.1 Static Optimization

Algorithm 1 shows how the Optimizer iteratively applies a set of cost- and rule-based optimization passes to the dataflow graph, similar to traditional database query optimizers [26, 27, 31, 38]. Within each pass, the Optimizer enumerates permissible plans under user constraints and evaluates the best plan using a common cost model or a set of rules. This design allows the Optimizer to be easily extended with further optimizations. By default, the static passes use a cost model that aims to maximize input data throughput in order to avoid data stalls, while its dynamic auto-tuning capabilities

Algorithm 1 The Optimizer’s static optimization passes.

```

1:  $plan \leftarrow$  parsed baseline dataflow graph
2:  $dataset \leftarrow$  handle to Optimization API
3:  $plan \leftarrow reorder(plan)$ 
4:  $cache\_pipe, plan \leftarrow insert\_cache(plan)$ 
5: if  $cache\_pipe \neq None$  then
6:    $dataset.register(cache\_pipe)$ 
7: end if
8:  $fusions, of\_floads, plan \leftarrow fuse\_and\_of\_fload(plan)$ 
9: for  $fused\_set$  in  $fusions$  do
10:   $dataset.fuse(fused\_set)$ 
11: end for
12: for  $offload\_pipe, offload\_variant$  in  $of\_floads$  do
13:   $dataset.assign(offload\_pipe, offload\_variant)$ 
14: end for
15:  $prefetches, plan \leftarrow insert\_prefetch(plan)$ 
16: for  $prefetch\_pipe$  in  $prefetches$  do
17:   $dataset.register(prefetch\_pipe)$ 
18: end for
19:  $dataset.set\_shards(calculate\_shards(plan))$ 
20:  $dataset.update\_dfg(plan)$ 

```

(§5.2) right-size resources to meet measured demand. Users can easily customize the cost model to account for additional parameters (e.g., storage cost) if necessary.

The Optimizer provides a comprehensive cost model to evaluate the cost of a plan G' by assigning a $cost(p)$ to each Pipe $p \in G'$. A higher cost represents more work and thus lower performance. The overall cost for G' is $\sum_{p \in G'} cost(p)$, which the Optimizer seeks to minimize. Each optimization pass extends the cost model, successively building on a baseline cost model derived from the profiled baseline plan, G_{base} . The baseline calculates $cost_{base}(p) = f(p)/tput_{base}$, where $f(p) = lat_{base}(p)/(\sum_{i \in G_{base}} lat_{base}(i))$.

Reordering. The Optimizer begins by finding the best dataflow ordering (Line 3). `reorder` enumerates all possible reorderings of the initial plan G_{base} . It does so by removing the output Pipe, o , of G_{base} and recursively calculating the set of all possible reorderings of the shrunk graph. For each shrunk reordering G_s with output Pipe o_s , adding o as a successor to o_s produces a viable reordering. Furthermore, if o and o_s may be reordered according to user constraints, swapping o and o_s also produces a viable reordering (i.e., such that o precedes o_s). `reorder` only reorders Pipes within their linear subgraph (i.e., `fix()`-ing Pipes with > 1 input or output).

`reorder` returns the plan with the lowest cost. To calculate the cost of a reordered plan R , the cost model calculates a *size scaling factor* $S(p) = size_{out,base}(p)/size_{in,base}(p)$, representing how much p changes the size of each sample. The cost model then computes the new input size of $p \in R$ as $size_{in,R}(p) = size_{raw} * \prod_{i \in U} S(i)$, where $size_{raw}$ is the average raw sample size and $U \subset R$ is the ordered sequence of all ancestors of p . The cost model calculates

the reordered cost $cost_R(p) = (size_{in,R}(p)/size_{in,base}(p)) * cost_{base}(p)$. Since $size_{in}$ and $size_{out}$ trace the average sample size, reorder accounts for operators that change both selectivity (e.g., filter) and sample size (e.g., crop).

Caching. Next, the Optimizer evaluates if and where to best cache (i.e., materialize) intermediate data (Line 4). `insert_cache` takes the reordered plan and enumerates all permissible caching locations within the dataflow (prior to *random*-labelled operators). `insert_cache` returns the lowest-cost plan. To calculate the cost of a plan with a cache Pipe p_{cache} , the cost model simply sets the cost of any exclusive ancestor p of p_{cache} (i.e., all paths from p to the output contain p_{cache}) to zero. To account for I/O costs to read cached data, $cost(p_{cache}) = d * size_{in,R}(p_{cache})$, where d is a constant scaling factor derived from the node’s disk I/O throughput, and $size_{in,R}(p_{cache})$ is derived using $S(p)$ as in reordering.

Fusion and offloading. The Optimizer considers offloading and fusion concurrently (Line 8). `fuse_and_offload` enumerates all possible offloading plans by generating a set $P_i = \{(p_i, v) | v \in V \text{ and } p_i \text{ supports } v\}$ for each Pipe p_i , which contains the set of supported Variants for p_i within the user-enabled backends V . The Optimizer first enumerates plans by taking the Cartesian product between all P_i s. Then, the Optimizer performs all possible fusions for each plan (e.g., fusing adjacent Pipes assigned the same Variant if each Pipe supports fusion).

To compare costs between fused-and-offloaded plans, the cost model first calculates a cost for each pipe p if it is offloaded to a non-*base* Variant v (i.e., outside the Driver). It assigns a lower cost $cost_v(p)$ to Variants that achieve a higher throughput. The cost model uses the overall speedup $s_v(p) = tput_v(p)/tput_{base}$ of v . It then uses Amdahl’s Law to solve for the speedup of p on v and linearly scales the reordered $cost_R(p)$ accordingly. We constrain $cost_v(p) \geq 0$.

$$cost_v(p) = cost_R(p) * \frac{s_v(p)^{-1} - (1 - f(p))}{f(p)} \quad (1)$$

Fusion reduces I/O costs between Pipes. To calculate the cost of a fused Pipe p , which fuses pipes q_1, \dots, q_n , the cost model calculates the reduction of I/O relative to the un-fused baseline as $io(p) = (size_{in,R}(q_1) + size_{out,R}(q_n)) / (size_{in,R}(q_1) + 2 * size_{in,R}(q_2) + \dots + 2 * size_{in,R}(q_n) + size_{out,R}(q_n))$. The cost model then discounts the aggregate costs of all original Pipes by the relative I/O savings, $cost_{fused,v}(p) = io(p) * (cost_v(q_1) + \dots + cost_v(q_n))$.

Because offloading/fusion affects performance relative to caching (e.g., offloading may re-compute samples faster than reading from the cache), `fuse_and_offload` enumerates plans using the reordered graph with and without the previously-inserted cache Pipe, returning the best plan according to the cost model. This allows the Optimizer to revert prior passes if a more optimal solution is found.

Prefetching and Sharding. Finally, the Optimizer applies a set of rules to prefetch and shard the DataSet. `insert_prefetch` (Line 15) inserts a prefetching Pipe after each offloaded (non-*base*) Variant, as well as at the end of the dataflow, to allow pipelined execution throughout the input data pipeline. `calculate_shards` calculates the ideal number of shards (i.e., Drivers) to use for each Client. To do so, the Optimizer estimates the throughput of each Driver using the cost model. If the throughput is over a threshold, the Optimizer runs a single Driver *within* each Client process to avoid introducing an inter-process communication bottleneck. Otherwise, the Optimizer further replicates Drivers to maximize local parallelism (i.e., creating a Driver for each host CPU core). The Optimizer updates the dataflow graph accordingly, which is now ready for execution.

Summary. The Optimizer applies complex optimizations in discrete passes (like query optimizers), allowing *cedar* to search the optimization space in an efficient and extensible manner. Within each pass, the Optimizer exhaustively enumerates all plans and finds the optimal plan according to the cost model. The cost model applies some heuristics to support general UDFs; for example the reordered cost assumes that processing latency and sample size scale linearly. Users may customize the cost model for each Pipe if needed (e.g., to use quadratic scaling). We applied logical passes (e.g., reordering) prior to physical optimizations (e.g., offloading). However, later passes are able to review decisions made by prior passes to avoid sub-optimal paths, as we showed with caching.

5.2 Dynamic Auto-tuning

The Optimizer’s static pass is designed to select the most performant plan in order to guarantee that accelerators can be maximally utilized. Once training begins, the Optimizer also continuously monitors the execution of the DataSet during runtime, auto-tuning the Variant and parallelism of each Pipe in order to minimize the resources required to meet the training job’s throughput demands. The Optimizer does so by continuously monitoring performance, identifying the bottleneck Pipe, and tuning the Pipe using hill climbing.

cedar continuously traces and reports runtime performance (§4). To identify the bottleneck, the Optimizer examines the prefetch buffer at the DataSet output. If the buffer length is over a configurable threshold, the input data pipeline is not the bottleneck. In this case, the Optimizer selects a random Pipe p with a non-*base* Variant and scales down its parallelism by a unit (e.g., one process). Importantly, if the current parallelism of p cannot be further decreased, *cedar* will mutate p into the *base* Variant to avoid over-provisioning resources.

However, if the output buffer is below a threshold, a bottleneck exists. The Optimizer will attempt to scale-up the parallelism for the bottleneck Pipe p_b . It identifies p_b by examining the set of all Pipes which were statically assigned a non-*base* Variant, P^* , which represents Pipes that benefit

Table 2: Description of pipelines used to evaluate *cedar*.

Pipeline	Description
CV-torch	(torchvision) Decode → Float → RandCrop → RandFlip → Jitter → Grayscale → Blur → Normalize
CV-tf	(tf.image) Decode → Float → RandCrop → RandFlip → Jitter → Grayscale → Blur → Normalize
NLP-torch	(torchtext) Read → torch Tokenizer → Truncate → Emb.
NLP-hf-tf	(tf.text) Read → HF Tokenizer → Truncate → Emb.
NLP-tf	(tf.text) Read → TF Tokenizer → Truncate → Emb.
ASR	(librosa) Decode → Resample → Spectrogram → Stretch → Time Mask → Freq. Mask → Mel Scale

from offloading. First, the `Optimizer` examines the prefetch buffer of all $p \in P^*$ that are currently offloaded (i.e., non-*base*), selecting the p with the smallest buffer below a threshold. If no such `Pipes` exist (e.g., if all $p \in P^*$ are mutated to the *base* Variant), the `Optimizer` examines all $p \in P^*$ with *base* Variants and selects the p with the largest $lat_{base}(p)$ – the largest speedup opportunity. Given p_b , the `Optimizer` will increase its parallelism by a unit, potentially mutating p_b back into a non-*base* Variant. If the backend’s resources are exhausted, the `Optimizer` will scale down another `Pipe`, selected randomly, with the same Variant as p_b .

The `Optimizer` continuously performs tuning with a fixed interval (e.g., 1 minute), ensuring that the minimal set of resources are utilized to meet input data throughput demands. Because the `Optimizer` uses *cedar*’s Execution interface, *cedar*’s auto-tuning policy can be easily extended to account for various deployment scenarios (e.g., to dynamically allocate resources for multiple jobs across a cluster).

6 Evaluation

We designed *cedar* to support the numerous libraries and frameworks currently used across ML deployments. Since ML practitioners predominantly rely on Python, we built *cedar* from the ground up in ~12K lines of Python code. *cedar* supports all popular ML frameworks (e.g., PyTorch, JAX, and TensorFlow) and can execute operations from arbitrary preprocessing libraries, given a Python API.

Workloads. We evaluated *cedar* on a diverse set of six ML input data pipelines across computer vision, natural language, and speech domains as shown in Table 2. `CV-torch` is the SimCLR [13, 14] pipeline in Figure 2, implemented using torchvision, while `CV-tf` reimplemented the same operations using native TensorFlow (TF) image [72] operators. SimCLR is a common vision task requiring compute-intensive operations and thus performant input data systems [28]. We used ImageNet [19] as the dataset for both CV pipelines. The NLP pipelines are based on GPT-2 [66] and represent a typical language pipeline (e.g., for fine-tuning LLMs [11]). `NLP-torch` was implemented using torchtext with a Byte Pair Encoding (BPE) tokenizer. `NLP-hf-tf` implemented the same opera-

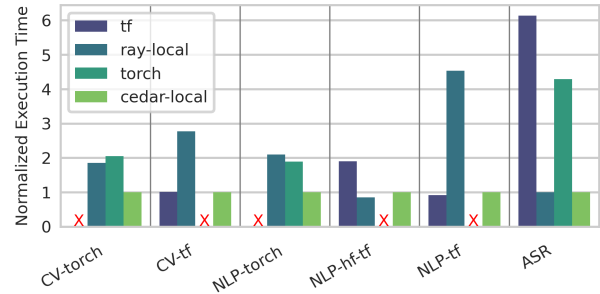


Figure 9: Execution time (lower is better) for baselines and *cedar-local* across six pipelines, normalized to *cedar-local* for each. Red X’s denote unsupported pipelines due to a framework mismatch (e.g., `CV-tf` on `torch`).

tions using TF text [70], but used a Hugging Face BPE tokenizer [20]. Finally, `NLP-tf` used all TF native operators, including a SentencePiece tokenizer from TF text. We used the WikiText-103 dataset [46] for all NLP pipelines. ASR implements SpecAugment [58], used for speech recognition tasks. In addition to requiring compute-intensive operations, ASR represents a common case where pipelines use third-party domain-specific libraries. ASR was implemented using librosa [44], and it used the Common Voice dataset [4].

6.1 Optimizing Performance Across Resources

We begin by evaluating *cedar*’s processing performance across both local and remote resources compared to state-of-the-art input data systems. Because required input data throughput varies across model architectures and training infrastructures for a given pipeline, we report the *unbounded* performance – assuming an instant training step (we study auto-tuning in §6.3). Achieving a higher unbounded performance allows input data systems to meet higher throughput demands given fixed resources, improving end-to-end training time if data stalls exist. This is also equivalent to requiring fewer resources to meet a fixed input data throughput demand, improving overall resource efficiency.

Can *cedar* optimize the performance of local input data processing? Since training nodes often offer a large amount of CPU host resources [55], we first compared *cedar* against three state-of-the-art input data frameworks, all performing processing on a single VM (n2-standard-8 on Google Cloud). `torch` used the PyTorch DataLoader [64], configured with 8 workers (i.e., the number of CPU cores). `tf` used the TensorFlow `tf.data` [52] framework, and we allowed `tf.data` to auto-tune [39] its parallelism. `ray-local` used the Ray Data framework which executed input data processing using Arrow [21] on top of Ray [67]. We compared these systems against *cedar-local* using a single `Client`; we allowed *cedar-local* to launch multiple `Drivers` and disabled caching. We provided *cedar-local* with a Python mul-

tiprocessing pool backend. To demonstrate the benefits of *cedar*'s composability, we also provided backends that allow *cedar* to offload portions of the pipeline to *tf.data* or Ray Data for processing. Datasets were stored on the VM's filesystem.

Figure 9 shows the execution time to process the dataset, normalized to the *cedar-local* result for each pipeline (lower is better). *torch* and *tf* pipelines were restricted to their respective frameworks. For the CV pipelines, *cedar* was able to improve the throughput compared to all other systems. This was because *cedar* reordered size-reducing operators (crop, grayscale) towards the beginning of the pipeline, and size-increasing operators (float) towards the end of the pipeline. This significantly reduced work for each sample while obeying dependency constraints (crop \rightarrow flip, float \rightarrow normalize). *cedar* also leveraged parallelism by using 8 Drivers. *cedar-local* obtained a similar performance to *tf* due to *tf*'s graph optimizer and performant C++ backend.

For NLP-*torch* and NLP-hf-*tf*, *cedar* fused Read, Tokenize, and Truncate into one Pipe, which was offloaded to a multiprocessing backend. Meanwhile, *cedar* spawned only one Driver within the main Client process. This avoided a significant serialization bottleneck in sending large embeddings between processes, which slowed down *torch* and *ray-local* on NLP-*torch*. For NLP-hf-*tf*, *cedar* outperformed *tf* because *tf* could not parallelize the non-native Tokenizer operator. However, *cedar* achieved a slightly lower performance ($0.85\times$ *ray-local*), as its Arrow core allowed it to zero-copy intermediate NumPy arrays. *cedar*'s extensibility allows it to adopt Arrow as a future Variant.

For NLP-*tf*, *tf* was able to automatically parse and compile the pipeline into a heavily-optimized TF graph. In fact, *cedar* recognized the performance benefit and offloaded execution to *tf.data*, *without requiring users to change the Feature*, allowing *cedar* to near *tf* ($0.91\times$ due to DataSample overheads) and out-perform *ray-local*. For ASR, *cedar* identified that it performed many array copies between operators. *cedar* pushed Stretch later (to decrease sample sizes) and offloaded execution to the Ray Data backend, obtaining its zero-copy benefits and matching *ray-local*'s performance. Meanwhile, *torch* and *tf* suffered from copy overheads. *tf* also could not trace the pipeline as a graph and executed all operators within its GIL-bound Python process.

Figure 9 shows how *cedar*'s extensive set of optimizations can optimize the underlying dataflow, maximize the amount of available parallelism while reducing system overheads (e.g., serialization), identify the best execution backend, and support a diverse set of pipelines, all without requiring user configuration. These techniques allow *cedar* to achieve state-of-the-art performance using trainers' local CPUs, outperforming *tf.data*, Ray Data, and PyTorch Dataloaders by $2.49\times$, $2.18\times$, and $2.74\times$ on average, respectively.

Can *cedar* optimize distributed input data processing?

We next compared *cedar* to two distributed baselines, providing a remote 32-core VM (n2-standard-32) in addition to

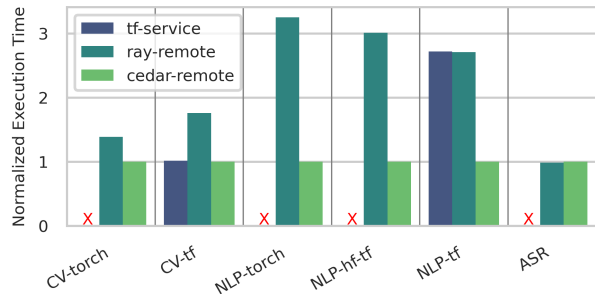


Figure 10: Execution time (lower is better) for baselines and *cedar-remote* across six pipelines, normalized to *cedar-remote* for each. *tf-service* is unable to support pipelines with non-native operators (denoted by Red X's).

the 8-core local VM. *tf-service* used *tf.data* service [7] to disaggregate processing to the remote VM; as with *tf*, we enabled auto-tuning. *ray-remote* created a Ray Cluster across both VMs and used Ray Data. We provided *cedar-remote* with a distributed backend that performs remote processing using Ray [49] to execute RPCs. To standardize data reading across all baselines, we allowed each system to read raw data from either the local or remote VM's filesystem. *tf-service* read from the remote VM since all operators were executed remotely. *ray-remote* spawned tasks on both VMs; each task read from its respective filesystem. Meanwhile, *cedar-remote* selectively offloaded reading, depending on the ideal plan for each pipeline. As with *cedar-local*, we disabled caching and compared unbounded throughput.

Figure 10 shows the normalized execution time (lower is better) for each pipeline. Because *tf.data* service distributes TF graphs to remote workers, it is unable to support non-native pipelines that cannot be traced. For the CV pipelines, *cedar* generated a similar reordering to *cedar-local* and used 8 Drivers. It also offloaded the entirety of the pipeline to the distributed backend, *except* for the float conversion and normalization. Doing so required a quarter of the amount of I/O (int8 versus float32) compared to offloading the entire pipeline. In contrast, *ray-remote* incurred additional I/O (not selectively offloading operators) and compute costs (not reordering) on both pipelines. For CV-*tf*, TensorFlow's graph optimizations allowed *tf-service* to match *cedar*.

For NLP-*torch* and NLP-hf-*tf*, *cedar* offloaded the Read, Tokenize, and Truncate operators to a fused distributed Pipe. As with *cedar-local*, *cedar* performed the embedding operator in the single-Driver Client, avoiding serialization overheads. Interestingly, *cedar* correctly identified that *not* using the remote VM was the optimal plan for NLP-*tf*, instead offloading processing to a *local* *tf.data* backend as with *cedar-local*. Meanwhile, *tf-service* *did* distribute processing and was bottlenecked by reading large embeddings over the network. *cedar* outperformed *ray-remote* because *ray-remote* not only inefficiently read large embeddings

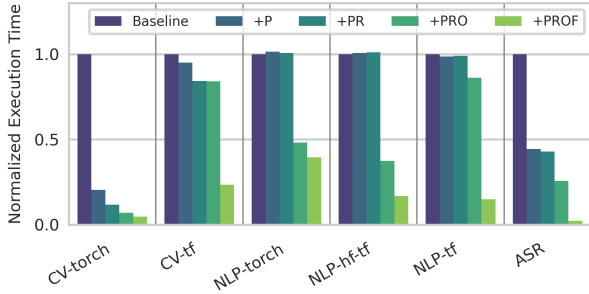


Figure 11: Ablation study showing execution time across pipelines as optimization techniques are successively enabled, normalized to the unoptimized pipeline. P = local parallelism, R = reordering, O = offloading, F = fusion.

over RPCs, but it also held embeddings within its object store, quickly saturating it and causing frequent spills to disk. Finally, *cedar* automatically determined that reordering and offloading ASR to a Ray Data backend (distributed across both VMs) was ideal for the same zero-copy benefits as *cedar-local*, allowing it to match *ray-remote*.

cedar successfully optimized distributed processing, selectively offloading operators across both local and remote resources. On average, *cedar* outperformed *ray-remote* and *tf-service* by $2.19\times$ and $1.87\times$, respectively.

6.2 Understanding Optimizations

How do each of *cedar*'s optimizations contribute to performance? To understand *cedar*'s ability to *compose* optimizations, we performed an ablation study by successively enabling local parallelism (i.e., multiple `Drivers`), reordering, offloading (with the `distributed` backend enabled), and fusion. All experiments used prefetching. Figure 11 shows the execution time of each experiment, normalized to the baseline (i.e., executing the unoptimized `DataSet` within a single `Driver`). No single optimization is a panacea. Instead, a diverse set of optimizations is needed to achieve high performance due to the diverse characteristics across pipelines.

Local parallelism was effective for `CV-torch` and `ASR` since using multiple `Drivers` bypassed their GIL bottleneck. Meanwhile, `CV-tf` largely executed in TensorFlow's C++ backend. *cedar* did not parallelize the NLP pipelines to avoid serialization overheads. Reordering was effective at improving both CV pipelines since they used volume-changing operators. Meanwhile, `ASR` had more limited reordering opportunities, and the NLP pipelines were not able to be reordered. All pipelines ultimately took advantage of offloading across backends. However, Figure 11 shows how the overheads incurred by data movement across offloaded pipes limited its effectiveness for some pipelines. By eliminating these overheads with fusion, *cedar* was ultimately able to improve throughput by $2.54 - 43.82\times$ compared to the baseline. The successive im-

Table 3: Auto-cached throughput (normalized to *cedar-remote*, higher is better) and throughput of the next best cache location across the three torch pipelines.

Pipeline	Norm. Throughput with Caching	Next Best Throughput
CV-torch	1.74	1.23
NLP-torch	1.42	1.37
ASR	1.00 (Do Not Cache)	0.82

Table 4: Steady-state throughput (samples/s) for a static number of offloaded processes for the `CV-torch` pipeline.

	Local	1 Proc.	2 Procs.	4 Procs.	8 Procs.
Samples/s	70.77	71.43	128.61	245.11	438.91

provements with each optimization showcase *cedar*'s ability to incrementally reason about additional techniques.

Can *cedar* automatically cache to maximize throughput?

We also evaluated if *cedar* can reason about *if* and *where* caching would be beneficial. To do so, we allowed *cedar* to automatically place a `Cache Pipe`, which materialized all intermediate samples to disk in the first epoch. We then ran multiple epochs of the torch pipelines across the three domains (`CV-torch`, `NLP-torch`, and `ASR`). Table 3 shows the throughput (higher is better) of the cached plan after the first epoch, normalized to the throughput achieved by the plan generated by *cedar-remote*. We also report the *next-best* throughput achieved by enumerating all other cache locations. *cedar* was able to find the optimal location to apply caching.

For `CV-torch`, *cedar* cached the result after decode and grayscale, but prior to random cropping, satisfying randomness requirements. This improved throughput by reducing disk I/O (grayscale) and compute (decode). For `NLP-torch`, *cedar* cached the tokenized and truncated sample *prior* to embedding, avoiding overheads of reading large embeddings. Interestingly, *cedar* did *not* cache `ASR`, determining that re-computation was ideal because transforms significantly increased data volumes. Table 3 confirms this; caching the output of the entire pipeline *reduced* throughput by 18%. This shows that *cedar* can reason about complex interactions between optimizations, e.g., caching and offloading.

6.3 Auto-tuning Parallelism

Can *cedar* dynamically right-size resources? By default, *cedar* assigns a default level of parallelism for each offloaded `Pipe` (e.g., dividing all available resources among `Pipes` offloaded to each respective `Variant`), intending to maximize throughput and eliminate data stalls. However, this may overprovision resources if the training node requires a lower throughput. To demonstrate this, Table 4 shows the throughput achieved by a single `Driver` given a fixed number of remote `distributed` processes used to offload the fused operator for `CV-torch` in the *cedar-remote* experiment.

cedar can right-size the amount of resources required to

Table 5: Number of processes tuned to by the `Optimizer` to reach a target training throughput (samples/s) for `CV-torch`.

Training Throughput	Auto-Tuned # Processes
39.83	0 [Used <i>base</i> Variant]
194.40	4
379.13	8
559.11 [<i>Unbounded</i>]	12

meet the required throughput for each training job by *dynamically* tuning both the scale and `Variant` of each `Pipe` (§5). To evaluate its effectiveness, we simulated a training job by requesting samples at fixed rates, as shown in the left column of Table 5. We then configured *cedar* to begin with 1 distributed process and allowed *cedar* to tune its scale; the right column reports the steady-state number of processes. *cedar* can *dynamically* mutate a `Pipe`’s `Variant` from an offloaded backend into the `Driver` process (and vice versa). This allowed *cedar* to completely free the remote VM in the case of low training throughput as opposed to holding it with one process. Furthermore, even within a `Variant`, *cedar* is able to minimize the amount of held resources needed to meet a requested throughput. These results show the efficiency enabled by *cedar*’s dynamic traces and `Execution` interface.

7 Related Work

ML Input Data Systems. PyTorch `DataLoaders` [64] and `tf.data` [52] are the de facto input data frameworks for their respective ML framework. `DataLoaders` allow users to specify a number of local workers, while `tf.data` can statically fuse and vectorize TensorFlow-native pipelines. `tf.data` can also auto-tune the amount of CPU and RAM allocated to each operator. `tf.data` service offloads `tf.data` processing to disaggregated workers, but it cannot support non-TensorFlow UDFs [71].

`TorchData` [63] is a beta PyTorch-native data loading library and provides similar primitives to `Pipes`. `TorchData`’s `DataLoader2` [61] is an incomplete prototype that includes an API for distributed processing. Unfortunately, active development on `TorchData` has stopped [62]. `DPP` [82] and `GoldMiner` [81] are proprietary distributed services deployed at Meta and Alibaba, respectively. `Ray Data` [67] is an input data library built on top of `Ray` [49]. `Ray Data` distributes processing using `Ray`’s `Task` and `Actor` primitives, and optimizes for task overheads by fusing operators via fixed rules.

cedar supports arbitrary libraries and ML frameworks, including PyTorch and TensorFlow. It provides a similar programming interface to current frameworks, while additionally permitting users to express a simple set of constraints that unlock a rich set of reordering and caching optimizations. *cedar* further provides an extensible `Optimizer`, which transparently applies powerful optimizations across backends.

ML Input Data Optimizations. `Cachew` [28], built on top of `tf.data`, automatically scales the number of distributed workers for a given training job. `Cachew` also allows users to explic-

itly label permissible caching locations within the pipeline, automatically selecting the best one; however this API is incompatible with reordering. `Plumber` [39] can detect random operators by tracing `tf.data` graphs and automatically allocates resources for parallelism and caching, but is limited to a single node. `DPP` [82], `GoldMiner` [81], `tf.data` [52], and `tf.data` service [7] implement auto-scaling policies.

`CoorDL` [48], `OneAccess` [36], `Quiver` [40], and `SiloD` [80] implement distributed caches for input data shared across training jobs. `PRESTO` [34] is a profiling tool that determines the ideal location to cache. `Revamper` [43] caches partially-augmented data, reasoning about model accuracy. Similarly, `SHADE` [37] and `iCACHE` [15] up-sample and cache useful training samples. `Tectonic-Shift` [83] is a cache deployed at Meta for ML datasets. Various systems leverage specialized file types to improve I/O efficiency for ML datasets [56, 73, 74, 76]. `NVIDIA DALI` [54] offloads certain input data operators onto GPUs. `GoldMiner` [81] can balance operators between the input data pipeline and training step, offloading operators to the CPU or GPU, respectively. `FastFlow` [75] splits input data processing between local and remote workers at a coarse granularity, selecting from three candidate plans that perform reading, transformations, and batching locally or remotely.

cedar’s extensible `Optimizer` allows users to systematically improve performance as new techniques arise.

Traditional Processing Frameworks. `Naiad` [51], `Spark` [78], `DryadLINQ` [77], and many other processing frameworks [2, 3, 10, 18, 33, 45] allow users to chain together higher-order transformations and model computation as data flows. *cedar*’s `Execution` interface shares a similar methodology as `Apache Beam` [2, 23], which allows logical dataflow graphs to be executed on a number of execution backends via a `Runner` interface. While `Beam` lowers the entire graph to a specific backend, *cedar* can concurrently mutate individual `Pipes` to different `Variants`, as well as *dynamically* mutate the `Variant` of a `Pipe` to right-size resources.

cedar applies similar rule- and cost-based optimization passes to traditional query optimizers [6, 26, 27], while also considering unique properties to ML input data pipelines such as relaxed order dependencies and randomness. `Lara` [41] is a domain-specific language that optimizes matrix-heavy pre-processing for traditional “shallow” ML models (e.g., regressions). `Hueske et al.` [31] explore preserving UDF semantics under reordering by statically analyzing `PACT` [9] programs.

8 Conclusion

We presented *cedar*, a composable and optimized framework to define, optimize, and execute ML input data pipelines. *cedar*’s `Feature` API allows users to define input data pipelines using modular `Pipes` and to express lightweight hints that allow *cedar* to reason about operator semantics. *cedar* models the pipeline as a dataflow graph, exposing a set of interfaces that allow *cedar*’s `Optimizer` to optimize

and execute the pipeline across a configurable set of backends. We demonstrated how this allows *cedar* to outperform *tf.data*, *tf.data* service, Ray Data, and PyTorch DataLoaders by $2.49\times$, $1.87\times$, $2.18\times$, and $2.74\times$ on average across diverse pipelines.

References

- [1] Martín Abadi, Ashish Agarwal, Paul Barham, Eugene Brevdo, Zhifeng Chen, Craig Citro, Greg S. Corrado, Andy Davis, Jeffrey Dean, Matthieu Devin, Sanjay Ghemawat, Ian Goodfellow, Andrew Harp, Geoffrey Irving, Michael Isard, Yangqing Jia, Rafal Jozefowicz, Lukasz Kaiser, Manjunath Kudlur, Josh Levenberg, Dandelion Mané, Rajat Monga, Sherry Moore, Derek Murray, Chris Olah, Mike Schuster, Jonathon Shlens, Benoit Steiner, Ilya Sutskever, Kunal Talwar, Paul Tucker, Vincent Vanhoucke, Vijay Vasudevan, Fernanda Viégas, Oriol Vinyals, Pete Warden, Martin Wattenberg, Martin Wicke, Yuan Yu, and Xiaoqiang Zheng. TensorFlow: Large-scale machine learning on heterogeneous systems, 2015. Software available from tensorflow.org.
- [2] Tyler Akidau, Robert Bradshaw, Craig Chambers, Slava Chernyak, Rafael J. Fernández-Moctezuma, Reuven Lax, Sam McVeety, Daniel Mills, Frances Perry, Eric Schmidt, and Sam Whittle. The dataflow model: A practical approach to balancing correctness, latency, and cost in massive-scale, unbounded, out-of-order data processing. *Proceedings of the VLDB Endowment*, 8:1792–1803, 2015.
- [3] Alexander Alexandrov, Rico Bergmann, Stephan Ewen, Johann-Christoph Freytag, Fabian Hueske, Arvid Heise, Odej Kao, Marcus Leich, Ulf Leser, Volker Markl, Felix Naumann, Mathias Peters, Astrid Rheinländer, Matthias J. Sax, Sebastian Schelter, Mareike Höger, Kostas Tzoumas, and Daniel Warneke. The stratosphere platform for big data analytics. *The VLDB Journal*, 23(6):939–964, dec 2014.
- [4] Rosana Ardila, Megan Branson, Kelly Davis, Michael Henretty, Michael Kohler, Josh Meyer, Reuben Morais, Lindsay Saunders, Francis M. Tyers, and Gregor Weber. Common voice: A massively-multilingual speech corpus, 2020.
- [5] Michael Armbrust, Tathagata Das, Liwen Sun, Burak Yavuz, Shixiong Zhu, Mukul Murthy, Joseph Torres, Herman van Hovell, Adrian Ionescu, Alicja Łuszczak, Michał undefinedwitakowski, Michał Szafranski, Xiao Li, Takuya Ueshin, Mostafa Mokhtar, Peter Boncz, Ali Ghodsi, Sameer Paranjpye, Pieter Senster, Reynold Xin, and Matei Zaharia. Delta lake: High-performance acid table storage over cloud object stores. *Proc. VLDB Endow.*, 13(12):3411–3424, aug 2020.
- [6] Michael Armbrust, Reynold S. Xin, Cheng Lian, Yin Huai, Davies Liu, Joseph K. Bradley, Xiangrui Meng, Tomer Kaftan, Michael J. Franklin, Ali Ghodsi, and Matei Zaharia. Spark sql: Relational data processing in spark. In *Proceedings of the 2015 ACM SIGMOD International Conference on Management of Data, SIGMOD '15*, page 1383–1394, New York, NY, USA, 2015. Association for Computing Machinery.
- [7] Andrew Audibert, Yang Chen, Dan Graur, Ana Klimovic, Jiří Šimša, and Chandramohan A. Thekkath. Tf.data service: A case for disaggregating ml input data processing. In *Proceedings of the 2023 ACM Symposium on Cloud Computing, SoCC '23*, page 358–375, New York, NY, USA, 2023. Association for Computing Machinery.
- [8] AWS. Aws trainium. <https://aws.amazon.com/machine-learning/trainium/>, 2022.
- [9] Dominic Battré, Stephan Ewen, Fabian Hueske, Odej Kao, Volker Markl, and Daniel Warneke. Nephel/pacts: A programming model and execution framework for web-scale analytical processing. In *Proceedings of the 1st ACM Symposium on Cloud Computing, SoCC '10*, page 119–130, New York, NY, USA, 2010. Association for Computing Machinery.
- [10] Vinayak Borkar, Michael Carey, Raman Grover, Nicola Onose, and Rares Vernica. Hyracks: A flexible and extensible foundation for data-intensive computing. In *Proceedings of the 2011 IEEE 27th International Conference on Data Engineering, ICDE '11*, page 1151–1162, USA, 2011. IEEE Computer Society.
- [11] Tom B. Brown, Benjamin Mann, Nick Ryder, Melanie Subbiah, Jared Kaplan, Prafulla Dhariwal, Arvind Neelakantan, Pranav Shyam, Girish Sastry, Amanda Askell, Sandhini Agarwal, Ariel Herbert-Voss, Gretchen Krueger, Tom Henighan, Rewon Child, Aditya Ramesh, Daniel M. Ziegler, Jeffrey Wu, Clemens Winter, Christopher Hesse, Mark Chen, Eric Sigler, Mateusz Litwin, Scott Gray, Benjamin Chess, Jack Clark, Christopher Berner, Sam McCandlish, Alec Radford, Ilya Sutskever, and Dario Amodei. Language models are few-shot learners, 2020.
- [12] P Carbone, S Ewen, S Haridi, A Katsifodimos, V Markl, and K Tzoumas. Apache flinktm: Stream and batch processing in a single engine. *Bull. IEEE Comput. Soc. Tech. Comm. Data Eng.*, 36(4), 2015.
- [13] Ting Chen, Simon Kornblith, Mohammad Norouzi, and Geoffrey Hinton. A simple framework for contrastive learning of visual representations. *arXiv preprint arXiv:2002.05709*, 2020.

- [14] Ting Chen, Simon Kornblith, Kevin Swersky, Mohammad Norouzi, and Geoffrey Hinton. Big self-supervised models are strong semi-supervised learners. *arXiv preprint arXiv:2006.10029*, 2020.
- [15] Weijian Chen, Shuibing He, Yaowen Xu, Xuechen Zhang, Siling Yang, Shuang Hu, Xian-He Sun, and Gang Chen. icache: An importance-sampling-informed cache for accelerating i/o-bound dnn model training. In *2023 IEEE International Symposium on High-Performance Computer Architecture (HPCA)*, pages 220–232, 2023.
- [16] Ekin Dogus Cubuk, Barret Zoph, Jon Shlens, and Quoc Le. Randaugment: Practical automated data augmentation with a reduced search space. In H. Larochelle, M. Ranzato, R. Hadsell, M.F. Balcan, and H. Lin, editors, *Advances in Neural Information Processing Systems*, volume 33, pages 18613–18624. Curran Associates, Inc., 2020.
- [17] Benoit Dageville, Thierry Cruanes, Marcin Zukowski, Vadim Antonov, Artin Avanes, Jon Bock, Jonathan Claybaugh, Daniel Engovatov, Martin Hentschel, Jiansheng Huang, Allison W. Lee, Ashish Motivala, Abdul Q. Munir, Steven Pelley, Peter Povinec, Greg Rahn, Spyridon Triantafyllis, and Philipp Unterbrunner. The snowflake elastic data warehouse. In *Proceedings of the 2016 International Conference on Management of Data, SIGMOD '16*, page 215–226, New York, NY, USA, 2016. Association for Computing Machinery.
- [18] Jeffrey Dean and Sanjay Ghemawat. Mapreduce: Simplified data processing on large clusters. *Commun. ACM*, 51(1):107–113, jan 2008.
- [19] Jia Deng, Wei Dong, Richard Socher, Li-Jia Li, Kai Li, and Li Fei-Fei. Imagenet: A large-scale hierarchical image database. In *2009 IEEE Conference on Computer Vision and Pattern Recognition*, pages 248–255, 2009.
- [20] Hugging Face. Transformers. <https://huggingface.co/docs/transformers/index>, 2023.
- [21] Apache Software Foundation. Apache arrow. <https://arrow.apache.org>, 2023.
- [22] Apache Software Foundation. Apache avro. <https://avro.apache.org>, 2023.
- [23] Apache Software Foundation. Apache beam. <https://beam.apache.org>, 2023.
- [24] Apache Software Foundation. Apache orc. <https://orc.apache.org>, 2023.
- [25] Apache Software Foundation. Apache parquet. <https://parquet.apache.org/docs/>, 2023.
- [26] G. Graefe and W.J. McKenna. The volcano optimizer generator: extensibility and efficient search. In *Proceedings of IEEE 9th International Conference on Data Engineering*, pages 209–218, 1993.
- [27] Goetz Graefe. The cascades framework for query optimization. *IEEE Data Eng. Bull.*, 18(3):19–29, 1995.
- [28] Dan Graur, Damien Aymon, Dan Kluser, Tanguy Albrici, Chandramohan A. Thekkath, and Ana Klimovic. Cachew: Machine learning input data processing as a service. In *2022 USENIX Annual Technical Conference (USENIX ATC 22)*, pages 689–706, Carlsbad, CA, July 2022. USENIX Association.
- [29] Song Han, Huizi Mao, and William J Dally. Deep compression: Compressing deep neural networks with pruning, trained quantization and huffman coding. *International Conference on Learning Representations (ICLR)*, 2016.
- [30] Song Han, Jeff Pool, John Tran, and William J. Dally. Learning both weights and connections for efficient neural networks. In *Proceedings of the 28th International Conference on Neural Information Processing Systems - Volume 1, NIPS'15*, page 1135–1143, Cambridge, MA, USA, 2015. MIT Press.
- [31] Fabian Hueske, Mathias Peters, Matthias J. Sax, Astrid Rheinländer, Rico Bergmann, Aljoscha Krettek, and Kostas Tzoumas. Opening the black boxes in data flow optimization. *Proc. VLDB Endow.*, 5(11):1256–1267, jul 2012.
- [32] HuggingFace. Tokenizer summary. https://huggingface.co/docs/transformers/tokenizer_summary, 2023.
- [33] Michael Isard, Mihai Budiu, Yuan Yu, Andrew Birrell, and Dennis Fetterly. Dryad: Distributed data-parallel programs from sequential building blocks. In *Proceedings of the 2nd ACM SIGOPS/EuroSys European Conference on Computer Systems 2007*, EuroSys '07, page 59–72, New York, NY, USA, 2007. Association for Computing Machinery.
- [34] Alexander Isenko, Ruben Mayer, Jeffrey Jedele, and Hans-Arno Jacobsen. Where is my training bottleneck? hidden trade-offs in deep learning preprocessing pipelines. In *Proceedings of the 2022 International Conference on Management of Data, SIGMOD '22*, page 1825–1839, New York, NY, USA, 2022. Association for Computing Machinery.
- [35] Norm Jouppi, George Kurian, Sheng Li, Peter Ma, Rahul Nagarajan, Lifeng Nai, Nishant Patil, Suvinay Subramanian, Andy Swing, Brian Towles, Clifford Young, Xiang

- Zhou, Zongwei Zhou, and David A Patterson. Tpu v4: An optically reconfigurable supercomputer for machine learning with hardware support for embeddings. In *Proceedings of the 50th Annual International Symposium on Computer Architecture*, ISCA '23, New York, NY, USA, 2023. Association for Computing Machinery.
- [36] Aarati Kakaraparthi, Abhay Venkatesh, Amar Phanishayee, and Shivaram Venkataraman. The case for unifying data loading in machine learning clusters. In *11th USENIX Workshop on Hot Topics in Cloud Computing (HotCloud 19)*, Renton, WA, July 2019. USENIX Association.
- [37] Redwan Ibne Seraj Khan, Ahmad Hossein Yazdani, Yuqi Fu, Arnab K. Paul, Bo Ji, Xun Jian, Yue Cheng, and Ali R. Butt. SHADE: Enable fundamental cacheability for distributed deep learning training. In *21st USENIX Conference on File and Storage Technologies (FAST 23)*, pages 135–152, Santa Clara, CA, February 2023. USENIX Association.
- [38] Jan Kossmann, Thorsten Papenbrock, and Felix Naumann. Data dependencies for query optimization: A survey. *The VLDB Journal*, 31(1):1–22, jun 2021.
- [39] Michael Kuchnik, Ana Klimovic, Jiri Simsa, Virginia Smith, and George Amvrosiadis. Plumber: Diagnosing and removing performance bottlenecks in machine learning data pipelines. *Proceedings of Machine Learning and Systems*, 4:33–51, 2022.
- [40] Abhishek Vijaya Kumar and Muthian Sivathanu. Quiver: An informed storage cache for deep learning. In *18th USENIX Conference on File and Storage Technologies (FAST 20)*, pages 283–296, Santa Clara, CA, February 2020. USENIX Association.
- [41] Andreas Kunft, Asterios Katsifodimos, Sebastian Schelter, Sebastian Breß, Tilmann Rabl, and Volker Markl. An intermediate representation for optimizing machine learning pipelines. *Proc. VLDB Endow.*, 12(11):1553–1567, jul 2019.
- [42] Frederic Lardinois. Google launches a 9 exaflop cluster of cloud TPU v4 pods into public preview. <https://techcrunch.com/2022/05/11/google-launches-a-9-exaflop-cluster-of-cloud-tpu-v4-pods-into-public-preview/>, 2022.
- [43] Gyewon Lee, Irene Lee, Hyeonmin Ha, Kyunggeun Lee, Hwarim Hyun, Ahnjae Shin, and Byung-Gon Chun. Refurbish your training data: Reusing partially augmented samples for faster deep neural network training. In *2021 USENIX Annual Technical Conference (USENIX ATC 21)*, pages 537–550. USENIX Association, July 2021.
- [44] Brian McFee, Colin Raffel, Dawen Liang, Daniel P Ellis, Matt McVicar, Eric Battenberg, and Oriol Nieto. librosa: Audio and music signal analysis in python. In *Proceedings of the 14th Python in Science Conference*, volume 8, pages 18–25, 2015.
- [45] Erik Meijer, Brian Beckman, and Gavin Bierman. Linq: Reconciling object, relations and xml in the .net framework. In *Proceedings of the 2006 ACM SIGMOD International Conference on Management of Data*, SIGMOD '06, page 706, New York, NY, USA, 2006. Association for Computing Machinery.
- [46] Stephen Merity, Caiming Xiong, James Bradbury, and Richard Socher. Pointer sentinel mixture models, 2016.
- [47] Meta. Introducing the ai research supercluster. <https://ai.facebook.com/blog/ai-rsc/>, 2022.
- [48] Jayashree Mohan, Amar Phanishayee, Ashish Raniwala, and Vijay Chidambaram. Analyzing and mitigating data stalls in dnn training. *Proc. VLDB Endow.*, 14(5):771–784, jan 2021.
- [49] Philipp Moritz, Robert Nishihara, Stephanie Wang, Alexey Tumanov, Richard Liaw, Eric Liang, Melih Elilbol, Zongheng Yang, William Paul, Michael I. Jordan, and Ion Stoica. Ray: A distributed framework for emerging ai applications. In *Proceedings of the 13th USENIX Conference on Operating Systems Design and Implementation*, OSDI'18, page 561–577, USA, 2018. USENIX Association.
- [50] Dheevatsa Mudigere, Yuchen Hao, Jianyu Huang, Zhihao Jia, Andrew Tulloch, Srinivas Sridharan, Xing Liu, Mustafa Ozdal, Jade Nie, Jongsoo Park, Liang Luo, Jie (Amy) Yang, Leon Gao, Dmytro Ivchenko, Aarti Basant, Yuxi Hu, Jiyan Yang, Ehsan K. Ardestani, Xiaodong Wang, Rakesh Komuravelli, Ching-Hsiang Chu, Serhat Yilmaz, Huayu Li, Jiyuan Qian, Zhuobo Feng, Yinbin Ma, Junjie Yang, Ellie Wen, Hong Li, Lin Yang, Chonglin Sun, Whitney Zhao, Dimitry Melts, Krishna Dhulipala, KR Kishore, Tyler Graf, Assaf Eisenman, Kiran Kumar Matam, Adi Gangidi, Guoqiang Jerry Chen, Manoj Krishnan, Avinash Nayak, Krishnakumar Nair, Bharath Muthiah, Mahmoud khorashadi, Pallab Bhattacharya, Petr Lapukhov, Maxim Naumov, Ajit Mathews, Lin Qiao, Mikhail Smelyanskiy, Bill Jia, and Vijay Rao. Software-hardware co-design for fast and scalable training of deep learning recommendation models. In *Proceedings of the 49th Annual International Symposium on Computer Architecture*, ISCA '22, page 993–1011, New York, NY, USA, 2022. Association for Computing Machinery.
- [51] Derek G. Murray, Frank McSherry, Rebecca Isaacs, Michael Isard, Paul Barham, and Martín Abadi. Na-

- iad: A timely dataflow system. In *Proceedings of the Twenty-Fourth ACM Symposium on Operating Systems Principles*, SOSP '13, page 439–455, New York, NY, USA, 2013. Association for Computing Machinery.
- [52] Derek G. Murray, Jiří Šimša, Ana Klimovic, and Ihor Indyk. Tf.data: A machine learning data processing framework. *Proc. VLDB Endow.*, 14(12):2945–2958, jul 2021.
- [53] NumPy. numpy.lib.format. <https://numpy.org/devdocs/reference/generated/numpy.lib.format.html#>, 2023.
- [54] NVIDIA. Nvidia dali. <https://docs.nvidia.com/deeplearning/dali/user-guide/docs/index.html>, 2023.
- [55] NVIDIA. Nvidia dgx h100. <https://www.nvidia.com/en-us/data-center/dgx-h100/>, 2023.
- [56] NVIDIA. Nvtabular. <https://github.com/NVIDIA-Merlin/NVTabular>, 2023.
- [57] Satadru Pan, Theano Stavrinou, Yunqiao Zhang, Atul Sikaria, Pavel Zakharov, Abhinav Sharma, Shiva Shankar P, Mike Shuey, Richard Wareing, Monika Gangapuram, Guanglei Cao, Christian Preseau, Pratap Singh, Kestutis Patiejunas, JR Tipton, Ethan Katz-Bassett, and Wyatt Lloyd. Facebook’s tectonic filesystem: Efficiency from exascale. In *19th USENIX Conference on File and Storage Technologies (FAST 21)*, pages 217–231. USENIX Association, February 2021.
- [58] Daniel S. Park, William Chan, Yu Zhang, Chung-Cheng Chiu, Barret Zoph, Ekin D. Cubuk, and Quoc V. Le. SpecAugment: A Simple Data Augmentation Method for Automatic Speech Recognition. In *Proc. Interspeech 2019*, pages 2613–2617, 2019.
- [59] Adam Paszke, Sam Gross, Francisco Massa, Adam Lerer, James Bradbury, Gregory Chanan, Trevor Killeen, Zeming Lin, Natalia Gimelshein, Luca Antiga, Alban Desmaison, Andreas Köpf, Edward Yang, Zach DeVito, Martin Raison, Alykhan Tejani, Sasank Chilamkurthy, Benoit Steiner, Lu Fang, Junjie Bai, and Soumith Chintala. *PyTorch: An Imperative Style, High-Performance Deep Learning Library*. Curran Associates Inc., Red Hook, NY, USA, 2019.
- [60] Pedro Pedreira, Orri Erling, Masha Basmanova, Kevin Wilfong, Laith Sakka, Krishna Pai, Wei He, and Biswapesh Chattopadhyay. Velox: Meta’s unified execution engine. *Proc. VLDB Endow.*, 15(12):3372–3384, aug 2022.
- [61] PyTorch. Dataloader2. <https://github.com/pytorch/data/blob/a5b4720dece60565788ac4c9a85e01719188b28e/torchdata/dataloader2/README.md>, 2023.
- [62] PyTorch. Future of torchdata and dataloading. <https://github.com/pytorch/data/issues/1196>, 2023.
- [63] PyTorch. Torchdata. <https://pytorch.org/data/beta/index.html>, 2023.
- [64] PyTorch. torch.utils.data. <https://pytorch.org/docs/stable/data.html>, 2023.
- [65] PyTorch. Torchvision. <https://pytorch.org/vision/stable/index.html>, 2023.
- [66] Alec Radford, Jeff Wu, Rewon Child, David Luan, Dario Amodei, and Ilya Sutskever. Language models are unsupervised multitask learners. 2019.
- [67] Ray. Ray data: Scalable datasets for ml. <https://docs.ray.io/en/latest/data/data.html>, 2023.
- [68] Dave Salvator. Nvidia hopper, ampere gpus sweep benchmarks in ai training. <https://blogs.nvidia.com/blog/2022/11/09/mlperf-ai-training-hpc-hopper/>, 2023.
- [69] Geet Sethi, Bilge Acun, Niket Agarwal, Christos Kozyrakis, Caroline Trippel, and Carole-Jean Wu. Recshard: Statistical feature-based memory optimization for industry-scale neural recommendation. In *Proceedings of the 27th ACM International Conference on Architectural Support for Programming Languages and Operating Systems*, ASPLOS '22, page 344–358, New York, NY, USA, 2022. Association for Computing Machinery.
- [70] TensorFlow. Tensorflow text. <https://www.tensorflow.org/text>, 2023.
- [71] TensorFlow. tf.data.experimental.service. https://www.tensorflow.org/api_docs/python/tf/data/experimental/service#limitations, 2023.
- [72] TensorFlow. tf.image. https://www.tensorflow.org/api_docs/python/tf/image, 2023.
- [73] TensorFlow. Tfrecored and tf.train.example. https://www.tensorflow.org/tutorials/load_data/tfrecored#tfrecored_files_using_tfdata, 2023.
- [74] Uber. Petastorm. <https://petastorm.readthedocs.io/en/latest/index.html>, 2023.

- [75] Taegeon Um, Byungsoo Oh, Byeongchan Seo, Minhyeok Kweun, Goeun Kim, and Woo-Yeon Lee. Fast-flow: Accelerating deep learning model training with smart offloading of input data pipeline. *Proc. VLDB Endow.*, 16(5):1086–1099, jan 2023.
- [76] Suketu Vakharia, Peng Li, Weiran Liu, and Sundaram Narayanan. Shared foundations: Modernizing meta’s data lakehouse. In *The Conference on Innovative Data Systems Research, CIDR*, 2023.
- [77] Yuan Yu, Michael Isard, Dennis Fetterly, Mihai Budiu, Úlfar Erlingsson, Pradeep Kumar Gunda, and Jon Currey. Dryadlinq: A system for general-purpose distributed data-parallel computing using a high-level language. In *Proceedings of the 8th USENIX Conference on Operating Systems Design and Implementation, OSDI’08*, page 1–14, USA, 2008. USENIX Association.
- [78] Matei Zaharia, Mosharaf Chowdhury, Tathagata Das, Ankur Dave, Justin Ma, Murphy McCauly, Michael J. Franklin, Scott Shenker, and Ion Stoica. Resilient distributed datasets: A fault-tolerant abstraction for in-memory cluster computing. In *9th USENIX Symposium on Networked Systems Design and Implementation (NSDI 12)*, pages 15–28, San Jose, CA, April 2012. USENIX Association.
- [79] Matei Zaharia, Tathagata Das, Haoyuan Li, Scott Shenker, and Ion Stoica. Discretized streams: An efficient and Fault-Tolerant model for stream processing on large clusters. In *4th USENIX Workshop on Hot Topics in Cloud Computing (HotCloud 12)*, Boston, MA, June 2012. USENIX Association.
- [80] Hanyu Zhao, Zhenhua Han, Zhi Yang, Quanlu Zhang, Mingxia Li, Fan Yang, Qianxi Zhang, Binyang Li, Yuqing Yang, Lili Qiu, Lintao Zhang, and Lidong Zhou. Silod: A co-design of caching and scheduling for deep learning clusters. In *Proceedings of the Eighteenth European Conference on Computer Systems, EuroSys ’23*, page 883–898, New York, NY, USA, 2023. Association for Computing Machinery.
- [81] Hanyu Zhao, Zhi Yang, Yu Cheng, Chao Tian, Shiru Ren, Wencong Xiao, Man Yuan, Langshi Chen, Kaibo Liu, Yang Zhang, Yong Li, and Wei Lin. Goldminer: Elastic scaling of training data pre-processing pipelines for deep learning. *Proc. ACM Manag. Data*, 1(2), jun 2023.
- [82] Mark Zhao, Niket Agarwal, Aarti Basant, Buğra Gedik, Satadru Pan, Mustafa Ozdal, Rakesh Komuravelli, Jerry Pan, Tianshu Bao, Haowei Lu, Sundaram Narayanan, Jack Langman, Kevin Wilfong, Harsha Rastogi, Carole-Jean Wu, Christos Kozyrakis, and Parik Pol. Understanding data storage and ingestion for large-scale deep recommendation model training: Industrial product. In *Proceedings of the 49th Annual International Symposium on Computer Architecture, ISCA ’22*, page 1042–1057, New York, NY, USA, 2022. Association for Computing Machinery.
- [83] Mark Zhao, Satadru Pan, Niket Agarwal, Zhaoduo Wen, David Xu, Anand Natarajan, Pavan Kumar, Shiva Shankar P, Ritesh Tijoriwala, Karan Asher, Hao Wu, Aarti Basant, Daniel Ford, Delia David, Nezh Yigitbasi, Pratap Singh, and Carole-Jean Wu. Tectonic-Shift: A composite storage fabric for Large-Scale ML training. In *2023 USENIX Annual Technical Conference (USENIX ATC 23)*, pages 433–449, Boston, MA, July 2023. USENIX Association.