

Matrix Completion with Hypergraphs: Sharp Thresholds and Efficient Algorithms

Zhongtian Ma, Qiaosheng Zhang and Zhen Wang

Abstract—This paper considers the problem of completing a rating matrix based on sub-sampled matrix entries as well as observed social graphs and hypergraphs. We show that there exists a *sharp threshold* on the sample probability for the task of exactly completing the rating matrix—the task is achievable when the sample probability is above the threshold, and is impossible otherwise—demonstrating a phase transition phenomenon. The threshold can be expressed as a function of the “quality” of hypergraphs, enabling us to *quantify* the amount of reduction in sample probability due to the exploitation of hypergraphs. This also highlights the usefulness of hypergraphs in the matrix completion problem. En route to discovering the sharp threshold, we develop a computationally efficient matrix completion algorithm that effectively exploits the observed graphs and hypergraphs. Theoretical analyses show that our algorithm succeeds with high probability as long as the sample probability exceeds the aforementioned threshold, and this theoretical result is further validated by synthetic experiments. Moreover, our experiments on a real social network dataset (with both graphs and hypergraphs) show that our algorithm outperforms other state-of-the-art matrix completion algorithms.

Index Terms—Matrix completion, community detection, hypergraph stochastic block model, sharp threshold.

I. INTRODUCTION

RECOMMENDER systems are becoming increasingly popular as they provide personalized and tailored recommendations to users based on their preferences, interests, and actions [1], [2]. Relevant applications include online shopping, social media, and search engines [3], [4]. A commonly-used and well-known technique for recommender systems is *low-rank matrix completion*, which aims to fill in missing values in a user-item matrix given the partially observed entries [5], [6]. To enhance the performance of recommender systems and to tackle the *cold start problem* (i.e., recommending items to a new user who has not rated any items) [7], *social network information* has widely been incorporated in many modern algorithms [8], [9].

Despite the impressive performance achieved by these algorithms, there has been a lack of theoretical insights into the usefulness of social network information in recommender

systems, leaving the maximum possible gain due to social networks unknown. Recently, some works tried to address the aforementioned challenges from an information-theoretic perspective [10]–[15], through investigating a matrix completion problem that consists of social graphs. Ref. [10] theoretically revealed, for the first time, the gain due to social graphs by characterizing the minimum sample probability required for matrix completion. The follow-up works [12], [13] further considered matrix completion with both social and item-similarity graphs, and [14] considered a more complicated scenario where social graphs with hierarchical structure is available.

In addition to graph information, *hypergraph* information is another type of information that is prevalent in social networks and is becoming an increasingly important resource for recommender systems. Hypergraphs, as the generalization of graphs, can capture *high-order relationships* among users, which better reflect the complex interactions of users in real scenarios [16]. For example, friendships between users in social networks can be captured by graphs, but chat groups (as high-order relationships among group users) are usually represented by hyperedges in hypergraphs. While some prior works [17], [18] have leveraged hypergraph information (as part of the social network) into recommender systems and experimental evidences therein demonstrated the effectiveness, theoretical understandings of the benefit of hypergraph information are still lacking. This raises the question of interest in this paper:

How much can the performance of recommender systems be improved by exploiting hypergraph information in social networks?

To answer this question, we consider an abstraction of real recommender systems—a matrix completion problem that consists of a sub-sampled rating matrix as well as observed social graphs and hypergraphs. Our approach to quantify the gain due to hypergraph information is via investigating the interplay between the “quality” of hypergraphs and the minimum sample probability required for the matrix completion task (to be detailed in Sections IV and V).

As a first attempt to theoretically analyze matrix completion with hypergraphs, we consider a setting with n users, m items, and an $n \times m$ rating matrix. Each entry of the matrix is either $+1$ (like) or -1 (dislike). To reflect real scenarios where users are often clustered, we assume users are partitioned into K disjoint clusters (where $K \geq 2$). Motivated by the *homophily* phenomenon [19] in social sciences, each cluster is assumed to have a nominal rating vector over all the m items. The ratings of users in the same cluster are correlated

Zhongtian Ma is with the School of Cybersecurity and also with the School of Artificial Intelligence, OPTics, and ElectroNics (iOPEN), Northwestern Polytechnical University, Xi’an Shaanxi, 710072, P.R.China (e-mail: yexin.zhang@mail.nwpu.edu.cn, mazhongtian@mail.nwpu.edu.cn).

Qiaosheng Zhang is with the Shanghai Artificial Intelligence Laboratory, Shanghai 200232, P.R.China (e-mail: zhangqiaosheng@pjlab.org.cn).

Zhen Wang is with the Key Laboratory of Intelligent Interaction and Applications, Ministry of Industry and Information Technology, the School of Cybersecurity and the School of iOPEN, Northwestern Polytechnical University, Xi’an Shaanxi, 710072, P.R.China (email: w-zhen@nwpu.edu.cn).

Corresponding authors: Zhen Wang.

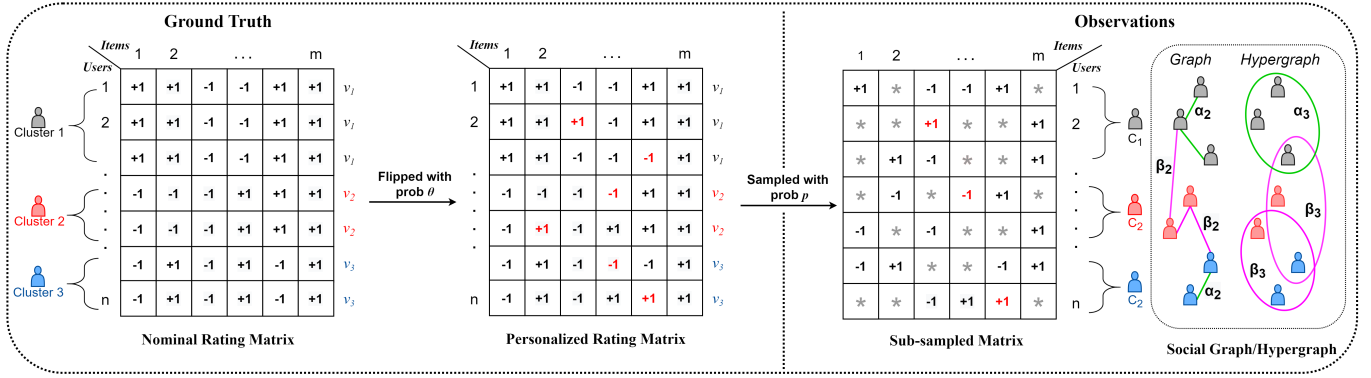


Fig. 1. An illustration of the considered matrix completion problem. The goal is to exactly recover the nominal rating matrix by exploiting the sub-sampled matrix and the observed social graph and hypergraphs.

with the nominal rating vector through a so-called personalized factor θ (to be detailed in Section II). The learner observes three pieces of information: (i) a sub-sampled rating matrix with each entry being sampled with sample probability p , (ii) a social graph generated via a celebrated random graph model with planted clusters—the stochastic block model (SBM) [20], and (iii) social hypergraphs generated via the hypergraph stochastic block model (HSBM) [21]. The task is to achieve *exact matrix completion* (i.e., complete the sub-sampled matrix without any error) using the observations. A more detailed description of our setting is provided in Section II, and a pictorial representation is presented in Figure 1.

A. Main Contributions.

Our contributions are three-fold.

First, we develop a computationally efficient matrix completion algorithm, named **MCH** (**M**atrix **C**ompletion with **H**ypergraphs), that operates in three stages and can effectively leverage both social graphs and hypergraphs. It first adopt a *spectral clustering method* on the social graph and hypergraphs to coarsely estimate the user clusters, then estimate users' ratings based on the observed sub-sampled rating matrix, and finally refine both the clusters and users' ratings in an iterative manner. Under the *symmetric setting* wherein the K clusters are of equal sizes (described in Section IV), we show that MCH achieves exact matrix completion with high probability as long as the sample probability exceeds a certain threshold presented in Theorem 1.

Second, we provide an *information-theoretic lower bound* on the sample probability for the aforementioned matrix completion task (see Theorem 2). Under the symmetric setting, it matches the threshold in Theorem 1, thus showing that there exists a *sharp threshold* on the value of the sample probability. This also demonstrates the optimality of our algorithm MCH in terms of the sample efficiency. Notably, the sharp threshold is a function of the “quality” of hypergraphs, by which one can quantify the gain due to hypergraph information in the matrix completion task. This gain is analyzed in detail in Section V.

Third, we perform extensive experiments on synthetic datasets, and the results of these experiments further validate the theoretical guarantee of MCH. We then compare

MCH with other matrix completion algorithms on a semi-real dataset, which consists of a real social network with hypergraphs (the *contact-high-school dataset* [22], [23]) and a synthetic rating matrix. Experimental results demonstrate the superior performance of MCH over other state-of-the-art algorithms.

B. Related Works.

Many recommender systems have achieved remarkable performance by exploiting social network information, and most of them [24], [25] only utilized pairwise relationships between users that are represented via graphs). However, user interactions in reality often involve high-order relationships that cannot be represented by simple graph structures. To better utilize social networks, recent studies have focused on hypergraph information available in social networks [17], [26]. For example, ref. [26] explored a collaborative filtering technique for music recommender systems that uses a hypergraph to model social information in different music clusters, yielding promising results. Moreover, some deep learning methods incorporated hypergraphs into graph neural networks, thus enabling the embedding of hypergraph information from social networks through representation learning [27], [28]. Despite the impressive performances of these approaches, theoretical understandings of the benefit of hypergraph information are still in their infancy.

Recently, there has been a line of research devoted to quantifying the benefit of graph information in recommender systems, by analyzing a specific generative model for matrix completion. Ref. [10] first proposed a matrix completion model in which a social graph (generated via the SBM) is available for exploitation, and revealed the gain due to graph information by characterizing the optimal sample probability for matrix completion. Ref. [12], [13] considered a more general scenario in which both the social and item graphs are observable, and designed a matrix completion algorithm that can fully utilize the information in the social and item graphs. Ref. [14] showed that exploiting the hierarchical structure of social graphs yields a substantial gain for matrix completion compared to the work by [10]. These works are closely related

to our work, but none of them has paid attention to the importance of hypergraph information in recommender systems. Moreover, due to the complicated structure of hypergraphs, theoretical analyses with respect to hypergraphs are arguably more challenging.

Our work is also closely related to *community detection*, as achieving matrix completion in our problem requires detecting the communities/clusters of users based on the observed social graphs/hypergraphs. For graphs that are generated via the SBM (as assumed in this work), it has been shown [29], [30] that there exists a sharp threshold for exact recovery of clusters. Similarly, the threshold for exact recovery of clusters in the HSBM has also been established [21], [31]. Moreover, our problem is also related to community detection with side-information [32]–[34], since the rating matrix in this work can be viewed as a special form of side-information for detecting the communities/clusters.

C. Notations.

For any positive integer a , let $[a] \triangleq \{1, 2, \dots, a\}$. We use standard *asymptotic notations*, including $O(\cdot)$, $o(\cdot)$, $\Omega(\cdot)$, $\omega(\cdot)$, and $\Theta(\cdot)$, to describe the limiting behaviour of functions/sequences [35, Chapter 3.1]. For an event E , we use $\mathbb{1}\{E\}$ to denote the *indicator function* that outputs 1 if E is true and outputs 0 otherwise.

II. PROBLEM STATEMENT

A. Model.

Consider a rating matrix consisting of n users and m items. We assume users' ratings to items are either +1 or -1, which reflect "like" and "dislike" respectively, and the users are partitioned into K disjoint clusters (where $K \geq 2$). As observed in social science literature, people in real life are often clustered [36], and people in the same cluster tend to have similar preferences (called *homophily* [19]). To reflect this, we introduce the concept of *nominal rating vector* inspired by ref. [13], which means the most likely ratings in the same cluster over all m items. Besides, we also introduce the *personalized factor* θ to reflect the diversity within the same cluster. To be concrete:

- The K clusters are denoted by $\{\mathcal{C}_1, \mathcal{C}_2, \dots, \mathcal{C}_K\}$, where $\mathcal{C}_k \subset [n]$. These clusters are disjoint, i.e., for any $k_1, k_2 \in [K]$ such that $k_1 \neq k_2$, we have $\mathcal{C}_{k_1} \cap \mathcal{C}_{k_2} = \emptyset$. Moreover, $\cup_{k \in [K]} \mathcal{C}_k = [n]$.
- For each cluster \mathcal{C}_k (where $k \in [K]$), its corresponding nominal rating vector (to the m items) is denoted by $v_k \in \{+1, -1\}^m$. The *nominal rating matrix* R is an $\{+1, -1\}^{n \times m}$ matrix where each entry R_{ij} represents user i 's nominal rating to item j . Each row of R is chosen from the set of nominal rating vectors $\{v_k\}_{k=1}^K$, depending on the cluster to which the corresponding user belongs. Specifically, if user i belongs to cluster \mathcal{C}_k , then the i -th row of R equals v_k .
- To account for the diverse preference of users in the same cluster, we introduce a personalized factor $\theta \in [0, 1/2)$ to reflect the diversity. Specifically, for each user in \mathcal{C}_k , their *personalized rating vectors* are obtained by randomly flipping

each entry in the nominal rating vector v_k with probability θ . The *personalized rating matrix* is an $n \times m$ matrix consisting of the n personalized rating vectors corresponding to the n users. Effectively, each entry in the personalized rating matrix is a noisy version of the corresponding entry in the nominal rating matrix R .

B. Observations.

Three types of observations, as illustrated in Figure 1, are available: (i) a sub-sampled matrix U ; (ii) a social graph G , and (iii) a collection of social hypergraphs $\{HG_d\}_{d=3}^W$, where HG_d is a d -uniform hypergraph and d is an integer satisfying $3 \leq d \leq W$. To be concrete:

1) The sub-sampled matrix $U \in \{+1, -1, *\}^{n \times m}$ is sampled from the personalized rating matrix, where the symbol $*$ represents entries that are not sampled. Specifically, each entry of the personalized rating matrix is sampled, independently of the others, with a *sample probability* $p \in [0, 1]$. In relation to the nominal rating matrix R , the entry U_{ij} equals R_{ij} with probability $p(1 - \theta)$, equals $-R_{ij}$ with probability $p\theta$, and equals $*$ with probability $1 - p$.

2) The social graph $G = (\mathcal{V}, \mathcal{E})$ is generated by the SBM, with $\mathcal{V} = [n]$ being the set of users and \mathcal{E} being the set of edges. Let \mathcal{E}' be the set that comprises all possible edges over \mathcal{V} , where $|\mathcal{E}'| = \binom{n}{2}$. For each $e \in \mathcal{E}'$, the pair of users connected by e is denoted by $\{v_e^1, v_e^2\}$, and the probability of e appearing in the edge set \mathcal{E} of the social graph G follows the rule:

$$\mathbb{P}(e \in \mathcal{E}) = \begin{cases} \alpha_2, & \text{if } v_e^1 \text{ and } v_e^2 \text{ belong to a same cluster,} \\ \beta_2, & \text{otherwise.} \end{cases}$$

3) Each hypergraph $HG_d = (\mathcal{V}, \mathcal{H}_d, d)$ is generated by the d -uniform HSBM, with \mathcal{H}_d being the set of hyperedges and d being the number of users in each hyperedge. Let \mathcal{H}'_d be the set that comprises all possible subsets of \mathcal{V} with cardinality d , where $|\mathcal{H}'_d| = \binom{n}{d}$. For each $h \in \mathcal{H}'_d$, we denote the corresponding d users as $\{v_h^i\}_{i=1}^d$, and the probability of h appearing in \mathcal{H}_d follows the rule:

$$\mathbb{P}(h \in \mathcal{H}_d) = \begin{cases} \alpha_d, & \text{if all the users in } \{v_h^i\}_{i=1}^d \text{ belong to} \\ & \text{a same cluster,} \\ \beta_d, & \text{otherwise.} \end{cases}$$

Remark 1: Note that a graph can be regarded as a special d -uniform hypergraph with $d = 2$. Thus, we use G and HG_2 interchangeably to represent the social graph. The aggregated graph and hypergraph information $(G, \{HG_d\}_{d=3}^W)$ can also be simplified as $\{HG_d\}_{d=2}^W$ for brevity.

C. Objectives.

Based on the sub-sampled matrix U , the observed graph G (or HG_2), and the hypergraphs $\{HG_d\}_{d=3}^W$, the learner aims to use an estimator/algorithm $\psi = \psi(U, \{HG_d\}_{d=2}^W)$ to achieve exact matrix completion of the nominal rating matrix R , i.e., to exactly recover the matrix R without any error.

III. MCH: AN EFFICIENT MATRIX COMPLETION ALGORITHM

In this section, we introduce an efficient algorithm, named MCH, that can effectively exploit social graphs and hypergraphs to complete the rating matrix. It takes the sub-sampled rating matrix U , the aggregated graph and hypergraphs $\{HG_d\}_{d=2}^W$ and hyperparameters $\{c_d\}_{d=2}^W$ as input, and outputs an estimated rating matrix $\tilde{R} \in \{+1, -1\}^{n \times m}$ as the estimate of the ground truth matrix R .

Algorithm 1 MCH

Input Sub-sampled matrix U , Hypergraphs $\{HG_d\}_{d=2}^W$, Hyperparameters $\{c_d\}_{d=2}^W$

Stage 1: Partial recovery of clusters

Calculate the weighted adjacency matrix $A = \sum_{d=2}^W \frac{1}{d} H_d H_d^T$ based on $\{HG_d\}_{d=2}^W$;

Apply spectral clustering on A to obtain initial estimates of clusters $\{\mathcal{C}_k^{(0)}\}_{k \in [K]}$;

Stage 2: Estimating rating vectors

for cluster $k = 1$ to K **do**

 Obtain the estimated rating vector v'_k via *majority rule*;

end for

Stage 3: Local refinements of clusters

for iteration $t = 1$ to T **do**

for user $i = 1$ to n **do**

$$k^* = \arg \max_{k \in [K]} \sum_{d=2}^W n \cdot \frac{c_d h_d(\{i\}, \mathcal{C}_k^{(t-1)})}{|\mathcal{C}_k^{(t-1)}|} + |\Lambda_i(v'_k)|;$$

 Declare $i \in \mathcal{C}_{k^*}^{(t)}$;

end for

end for

Output Estimated rating matrix \tilde{R} such that the i -th row equals v'_k whenever user $i \in \mathcal{C}_k^{(T)}$.

A. Algorithm Description.

Our algorithm consists of three stages: Stage 1 aims to partially recover the user clusters using the aggregated graph and hypergraphs, Stage 2 estimates the nominal rating vectors $\{v_k\}_{k \in [K]}$ of all the clusters based on the sub-sampled matrix U , and Stage 3 follows an iterative procedure to refine the clusters and finally outputs an estimated matrix. For two sets of users $\mathcal{S}_1, \mathcal{S}_2 \subseteq [n]$, we define $h_d(\mathcal{S}_1, \mathcal{S}_2)$ as the number of hyperedges in which all the constituting users belong to $\mathcal{S}_1 \cup \mathcal{S}_2$, and at least one user belongs to \mathcal{S}_1 and at least one user belongs to \mathcal{S}_2 .

a) Stage 1 (Partial recovery of clusters): We use the incidence matrix $H_d \in \{0, 1\}^{n \times |\mathcal{H}_d|}$ to represent the hypergraph $HG_d = (\mathcal{V}, \mathcal{H}_d, d)$, where the (i, j) -entry of H_d equals 1 if user i belongs to the j -th hyperedge $h_j \in \mathcal{H}_d$, and equals 0 otherwise. We then compute the *weighted adjacency matrix* $A \triangleq \sum_{d=2}^W \frac{1}{d} H_d H_d^T$ based on $\{HG_d\}_{d=2}^W$, where $H_d H_d^T$ is an $n \times n$ matrix with its (i_1, i_2) -entry representing the number of hyperedges in HG_d that contain both users i_1 and i_2 . We employ a *spectral clustering method* (e.g., the Spectral Partition algorithm in [37]) on the weighted adjacency matrix A to obtain an initial estimate of the K clusters, denoted by $\{\mathcal{C}_1^{(0)}, \mathcal{C}_2^{(0)}, \dots, \mathcal{C}_K^{(0)}\}$.

b) Stage 2 (Estimate rating vectors): We estimate the nominal rating vectors based on the estimated clusters $\{\mathcal{C}_k^{(0)}\}_{k \in [K]}$ as well as the observed ratings in the sub-sampled rating matrix U , based on a *majority rule*. Specifically, let $\mathcal{U} \triangleq \{(i, j) \in [n] \times [m] : U_{ij} \neq *\}$ be the set of indices corresponding to the sub-sampled entries in U , and $v'_k \in \{+1, -1\}^m$ be the estimated rating vector of cluster \mathcal{C}_k . For each item $j \in [m]$, we set the value of $v'_k(j)$ to be the rating that is given by the majority of users in $\mathcal{C}_k^{(0)}$ to item j . Formally,

$$v'_k(j) = \arg \max_{u \in \{+1, -1\}} \sum_{i \in \mathcal{C}_k^{(0)}} \mathbb{1}\{U_{ij} = u\}.$$

c) Stage 3 (Local refinement of clusters): In this stage we iteratively refine the user clusters using the sub-sampled rating matrix U , aggregated graph and hypergraphs $\{HG_d\}_{d=2}^W$, and the estimated rating vectors $\{v'_k\}_{k \in [K]}$. This process operates over T iterations, with each iteration building upon the output of the previous one. The outputs at the end of iteration t (where $t \in [T]$) are denoted by $\{\mathcal{C}_k^{(t)}\}_{k \in [K]}$. At the t -th iteration, we reclassify each user $i \in [n]$ into cluster $\mathcal{C}_{k^*}^{(t)}$, where

$$k^* = \arg \max_{k \in [K]} \frac{n \sum_{d=2}^W c_d \cdot h_d(\{i\}, \mathcal{C}_k^{(t-1)})}{|\mathcal{C}_k^{(t-1)}|} + |\Lambda_i(v'_k)|,$$

and $\Lambda_i(v'_k) \triangleq \{j \in [m] : U_{ij} = v'_k(j)\}$ is the set of observed ratings of user i that coincide with the estimated nominal rating vector v'_k of cluster k . After T iterations, the estimated user clusters are $\{\mathcal{C}_1^{(T)}, \mathcal{C}_2^{(T)}, \dots, \mathcal{C}_K^{(T)}\}$, and MCH outputs the estimated rating matrix $\tilde{R} \in \{+1, -1\}^{n \times m}$ such that the i -th row equals v'_k whenever user i belongs to $\mathcal{C}_k^{(T)}$.

Remark 2: In the symmetric setting to be introduced in Section IV, we provide the optimal values for the hyperparameters $\{c_d\}_{d=2}^W$, and also show that setting the number of iterations $T = O(\log n)$ is sufficient for exact recovery of the user clusters as well as the rating matrix.

B. Computational Complexity.

Stage 1 runs in $O(n^2 \sum_{d=2}^W |\mathcal{H}_d|)$ time for computing the weighted adjacency matrix A as well as running the spectral clustering method in [37]. Stage 2 runs in $O(|\mathcal{U}|)$ time, where $|\mathcal{U}|$ concentrates around mnp with high probability. Stage 3 runs in $O(|\mathcal{U}|T + \sum_{d=2}^W |\mathcal{H}_d|T)$ time. Therefore, the overall complexity of MCH is $O(|\mathcal{U}|T + (n^2 + T) \sum_{d=2}^W |\mathcal{H}_d|)$.

IV. THEORETICAL GUARANTEES OF MCH

This section provides theoretical guarantees for our algorithm MCH under a specific *symmetric setting*, which, on top of the model described in Section II, further requires that the K disjoint clusters $\mathcal{C}_1, \mathcal{C}_2, \dots, \mathcal{C}_K$ are of equal sizes.

The symmetric setting: Assume the size of each cluster \mathcal{C}_k (where $k \in [K]$) satisfies $|\mathcal{C}_k| = n/K$.

The additional assumption is frequently applicable in practical scenarios, such as in a school setting where the K clusters can be considered as K classes with an equal number of students. Such a symmetric assumption has also been

adopted in a number of related works in the context of matrix completion [10], [11], [13] and community detection [21], [29]. Moreover, we focus on the *logarithmic average degree regime* for each hypergraph HG_d where the edge generation probability α_d and β_d scale as $\Theta(\log n / \binom{n-1}{d-1})$, since the gain of hypergraphs in this regime is significant and can also be precisely quantified (as demonstrated in Theorem 1 below).¹

Before presenting the theoretical result, we first introduce the parameter γ that quantifies the minimal *Hamming distance* between pairs of nominal rating vectors (v_i, v_j) . Formally, we have $\min_{i,j \in [K]: i \neq j} \|v_i - v_j\|_0 = \lceil \gamma m \rceil$, where $\|v_i - v_j\|_0$ is the l_0 -norm that counts the number of different elements in vectors v_i and v_j , and $\lceil \gamma m \rceil$ is the smallest integer that is greater than or equal to γm . As we shall see, the parameter γ plays a key role in characterizing the performance of our algorithm. We then denote the set of rating matrices that satisfy $\min_{i,j \in [K]: i \neq j} \|v_i - v_j\|_0 = \lceil \gamma m \rceil$ by $\mathcal{R}^{(\gamma)}$. For any estimator ψ , we introduce the notion of *worst-case error probability* $P_{\text{err}}^{(\gamma)}(\psi)$ as a *metric* that measures the performance of ψ when the nominal rating matrix R is from the set $\mathcal{R}^{(\gamma)}$.

Definition 1: For any estimator ψ , the *worst-case error probability with respect to $\mathcal{R}^{(\gamma)}$* is defined as

$$P_{\text{err}}^{(\gamma)}(\psi) \triangleq \max_{X \in \mathcal{R}^{(\gamma)}} \mathbb{P}(\psi(U, \{HG_d\}_{d=2}^W) \neq R \mid R = X),$$

where $\mathbb{P}(\psi(U, \{HG_d\}_{d=2}^W) \neq R \mid R = X)$ represents the probability (over the randomness in the generation of graph/hypergraphs, the sampling process and noise) that exact matrix completion is not achieved (i.e., the rating matrix is not exactly recovered) when the rating matrix R equals X .

We are now ready to provide a sufficient condition on the sample probability p that guarantees MCH to exactly recover the rating matrix R (with high probability) in the symmetric setting. First, we define several quantities that are critical in our analysis:

- Let $I_\theta \triangleq (\sqrt{1-\theta} - \sqrt{\theta})^2$ be a function of the noise parameter θ .
- We define $I_d \triangleq (\sqrt{\alpha_d} - \sqrt{\beta_d})^2$, where $2 \leq d \leq W$, as a measure of the “quality” of the hypergraph HG_d .²

Theorem 1: Assume³ $m = \omega(\log n)$ and $m = o(e^n)$. For any $\epsilon > 0$, if sample probability p is greater than or equal to

$$\max \left\{ \frac{(1+\epsilon) \log n - \sum_{d=2}^W \frac{\binom{n-1}{d-1}}{K^{d-1}} I_d}{I_\theta \gamma m}, \frac{(1+\epsilon) K \log m}{I_\theta n} \right\},$$

¹The logarithmic average degree regime, where each node has an expected degree of $\Theta(\log n)$, is of particular interest in the community detection literature because the threshold for exact recovery of clusters in the hypergraph SBM falls into this regime [21], [31].

²Intuitively, a small value of I_d means that the difference between the probability of generating hyperedges that contain users in the same cluster and the probability of generating hyperedges that contain users in different clusters is small, making it hard to distinguish the clusters. On the contrary, the clusters are easier to be distinguished/recovered if I_d is large. For HSBMs with K equal-sized clusters, a recent result [31] states that it is possible to exactly recover the K clusters when $I_d > K^{d-1}(\log n) / \binom{n-1}{d-1}$, and is impossible otherwise.

³The assumption that the sizes of users and items satisfy $m = \omega(\log n)$ and $m = o(e^n)$ avoids extreme cases wherein the rating matrix R is excessively “tall” or “fat”. This is only a mild assumption that arises from technical considerations, and is suitable for most practical scenarios.

then MCH ensures $\lim_{n \rightarrow \infty} P_{\text{err}}^{(\gamma)} = 0$ (or equivalently, exactly recovers the rating matrix with probability approaching one), by setting $T = O(\log n)$ and $c_d = \log \left(\frac{\alpha_d(1-\beta_d)}{\beta_d(1-\alpha_d)} \right) / \left(K \log \left(\frac{1-\theta}{\theta} \right) \right)$.

Proof: We provide the proof in Section VI. \square

While in Theorem 1 the knowledge of the model parameters θ and $\{\alpha_d, \beta_d\}_{d=2}^W$ is required to determine the values of hyperparameters $\{c_d\}_{d=2}^W$, we point out that such knowledge is *not necessary* since they can be estimated on-the-fly via the following expressions:

$$\alpha'_d \triangleq \frac{\sum_{k \in [K]} h_d(\mathcal{C}_k^{(0)}, \mathcal{C}_k^{(0)})}{K \binom{n/K}{d}}, \quad \theta' \triangleq 1 - \frac{|\Lambda_{R^{(0)}}|}{|\mathcal{U}|}, \quad (1)$$

$$\beta'_d \triangleq \frac{|\mathcal{H}_d| - \sum_{k \in [K]} h_d(\mathcal{C}_k^{(0)}, \mathcal{C}_k^{(0)})}{\binom{n}{d} - K \binom{n/K}{d}},$$

where $R^{(0)} \in \{+1, -1\}^{n \times m}$ is the matrix such that its i -row equals v'_k whenever $i \in \mathcal{C}_k^{(0)}$, and the set $\Lambda_{R^{(0)}} \triangleq \{(i, j) \in \mathcal{U} : U_{ij} = (R^{(0)})_{ij}\}$ represents the collection of indices where the sub-sampled entries in U coincide with the corresponding entries in $R^{(0)}$. As proved in the technical appendix, the theoretical guarantee of MCH (shown in Theorem 1) remains valid if we replace $(\theta, \{\alpha_d\}, \{\beta_d\})$ by $(\theta', \{\alpha'_d\}, \{\beta'_d\})$, as long as the additional assumption $m = O(n)$ is satisfied (which means the number of items should not be much larger than the number of users).

V. AN INFORMATION-THEORETIC LOWER BOUND AND THE SHARP THRESHOLD

In this section, we provide an *information-theoretic lower bound* on the sample probability p for the symmetric setting (i.e., when the K clusters are of equal sizes), which serves as the fundamental performance limit of *any* algorithm in the considered matrix completion problem.

Theorem 2: Assume $m = \omega(\log n)$ and $m = o(e^n)$. For any $\epsilon > 0$, if sample probability p is less than or equal to

$$\max \left\{ \frac{(1-\epsilon) \log n - \sum_{d=2}^W \frac{\binom{n-1}{d-1}}{K^{d-1}} I_d}{I_\theta \gamma m}, \frac{(1-\epsilon) K \log m}{I_\theta n} \right\}, \quad (2)$$

then $\lim_{n \rightarrow \infty} P_{\text{err}}^{(\gamma)}(\psi) \neq 0$ for any estimator ψ under the symmetric setting.

Proof: We provide the proof in the next Section. \square

The information-theoretic lower bound states that any algorithm/estimator ψ must fail to guarantee $\lim_{n \rightarrow \infty} P_{\text{err}}^{(\gamma)}(\psi) = 0$ if the sample probability p is smaller than the right-hand side of Eqn. (2), yielding a *necessary condition* for exactly recovering the rating matrix. Comparing Theorems 1 and 2, we note that the sufficient condition for MCH to succeed matches the necessary condition (by letting $\epsilon \rightarrow 0$). This implies that under the symmetric setting:

- 1) The proposed algorithm MCH is *optimal* in terms of the sample efficiency.

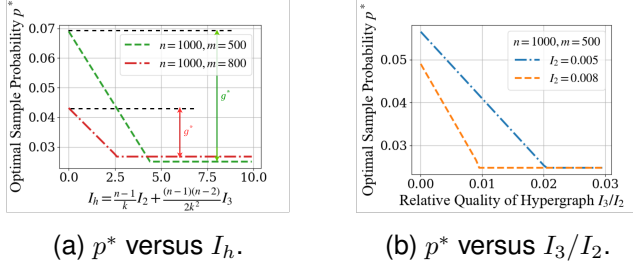


Fig. 2. Consider a setting that contains $K = 4$ clusters, a social graph HG_2 , and a 3-uniform hypergraph HG_3 . Let $\gamma = 0.2$ and $\theta = 0$. Figure 2a visualizes the gain due to HG_2 and HG_3 in terms of reducing the optimal sample probability p^* , where g^* represents the maximum possible gain. Figure 2b shows the extra gain due to exploiting the hypergraph HG_3 for fixed values of the graph quality I_2 . Note that I_3/I_2 represents the “relative quality” of hypergraphs, and $I_3/I_2 = 0$ means that no hypergraph information is available, corresponding to the setting considered in [10].

2) There exists a *sharp threshold* p^* on the sample probability such that exact recovery of matrix R is possible if and only if $p > p^*$, where p^* is defined as

$$\max \left\{ \frac{\log n - \sum_{d=2}^W \binom{n-1}{d-1} I_d}{I_\theta \gamma m}, \frac{K \log m}{I_\theta n} \right\}. \quad (3)$$

Here, p^* is referred to as the *optimal sample probability* for exact recovery of the rating matrix. Below, we provide some remarks on the expression of p^* .

- The first term of Eqn. (3), roughly speaking, is the threshold for recovering the K user clusters, while the second term is the threshold for recovering the nominal rating vectors $\{v_k\}_{k \in [K]}$. When the sample probability p is greater than both terms, one can recover both the user clusters and the nominal rating vectors exactly, thus yielding the exact matrix completion of the rating matrix R . Otherwise, it is impossible to exactly recover either the clusters or the nominal rating vectors, leading to a failure of exact matrix completion.
- When the noise parameter $\theta \in [0, 1/2)$, the term I_θ^{-1} is an increasing function of θ , meaning that a larger sample probability is needed when the sampling process is noisier.
- The optimal sample probability p^* is a decreasing function of γ (the parameter that quantifies the minimal pairwise distance between nominal rating vectors), which makes intuitive sense because a larger value of γ means that different clusters are more separable, making it easier for recovering clusters as well as recovering the rating matrix.
- In addition to the optimal sample probability p^* , one can also define the *optimal sample complexity* as $nmp^* = I_\theta^{-1} \max\{\gamma^{-1}n(\log n - \sum_{d=2}^W \binom{n-1}{d-1} K^{1-d} I_d), km \log m\}$, which corresponds to the minimum expected number of sampled entries required for achieving exact matrix completion. A direct implication is that, for the considered problem, it suffices to sample $\Theta(\max\{n \log n, m \log m\})$ matrix entries to achieve exact matrix completion.

a) *The gain of social graph and hypergraphs:* For notational convenience, We define $I_h \triangleq \sum_{d=2}^W \binom{n-1}{d-1} K^{1-d} I_d$ as the weighted sum of the qualities of the social graph and

hypergraphs. From the expression of p^* in Eqn. (3), we note that:

- When $I_h = o(\log n)$, the contribution of exploiting the social graph and hypergraphs is negligible.
- When $I_h = \Omega(\log n)$ and $I_h < \log n - K\gamma n^{-1}m \log m$, exploiting the social graph and hypergraphs helps to reduce the optimal sample probability p^* by $I_h(I_\theta \gamma m)^{-1}$. When $I_h \geq \log n - K\gamma n^{-1}m \log m$, the gain due to the graph and hypergraphs *saturates* (i.e., the maximum gain is achieved), since the second term in Eqn. (3) becomes the dominant term.⁴ Thus, the maximum gain due to the social graph and hypergraphs is $g^* \triangleq I_\theta^{-1}(\frac{\log n}{\gamma m} - \frac{K \log m}{n})$.

In Figure 2a, we illustrate the amount of reduction in the optimal sample probability p^* for different values of I_h , under a setting that contains $K = 4$ equal-sized clusters, a social graph HG_2 , and a 3-uniform hypergraph HG_3 . It is clear from Figure 2a that, for both the parameter settings $(n, m) = (1000, 500)$ and $(n, m) = (1000, 800)$, the optimal sample probability p^* first decreases linearly with I_h , and then stays constant after I_h exceeding $\log n - K\gamma n^{-1}m \log m$. Comparing the red and green lines in Figure 2a, we note that a larger relative value of n results in a larger maximum gain due to social graph and hypergraphs (which is represented by g^* in the figure).

b) *The additional gain of exploiting hypergraphs.:*

Compared to the prior work [10] that only utilizes graph information for matrix completion, our theoretical results show that exploiting additional social hypergraphs leads to an *extra gain* of $\sum_{d=3}^W \binom{n-1}{d-1} K^{1-d} I_d (I_\theta \gamma m)^{-1}$ in terms of reducing the optimal sample probability. This gain becomes more significant as the “relative quality” of hypergraphs (over the quality of the graph) improves. In Figure 2b, we plot the optimal sample probability p^* as a function of the relative quality of hypergraphs (measured by the ratio of I_3 to I_2), assuming there is only a single hypergraph HG_3 , and the value of graph quality I_2 is fixed.

VI. PROOF OF THEOREM 1 AND THEOREM 2

A. Preliminaries

a) *List of Underlying Assumptions.:* The proofs of Theorem 1 and Theorem 2 rely on several assumptions on the model parameters $(n, m, K, \theta, \gamma, \{\alpha_d\}, \{\beta_d\})$. We list them before proceeding with the formal proofs.

- Assume $m = \omega(\log n)$ and $m = o(e^n)$. This assumption avoids extreme cases wherein the rating matrix R is excessively “tall” or “fat”. This is only a mild assumption that arises from technical considerations, and is suitable for most practical scenarios.
- When the model parameters $(\theta, \{\alpha_d\}, \{\beta_d\})$ are not known *a priori*, we further assume $m = O(n)$, so that we can reliably estimate $(\theta, \{\alpha_d\}, \{\beta_d\})$ in the proposed algorithm MCH. If these parameters are known *a priori*, this assumption can be discarded.
- The parameters K, γ and θ all scale as constants that do not grow with n or m .

⁴Recall that the second term in Eqn. (3) represents the minimal number of samples required for recovering the nominal rating vectors, thus increasing the quality of graph or hypergraphs will be no longer helpful.

• For each hypergraph HG_d , we assume $\alpha_d > \beta_d$, which reflects most practical scenarios in which users belonging to a same cluster are more likely to be connected than users belonging to different clusters. Moreover, we assume $\alpha_d, \beta_d = \Theta((\log n)/\binom{n-1}{d-1})$ such that the average degree of each node scales as $\Theta(\log n)$. This corresponds to the *logarithmic average degree regime* that is of particular interest in the community detection literature, since the threshold for exact recovery of clusters in the HSBM falls into this regime [21], [31].

b) *Notations and Abbreviations.*: For any random variable Z , let $\mathbb{M}_Z(t)$ be the *moment-generating function* of Z . For any two sets \mathcal{A} and \mathcal{B} , we use $\mathcal{A}\Delta\mathcal{B}$ to denote the *symmetric difference* of the two sets, i.e., $\mathcal{A}\Delta\mathcal{B} \triangleq (\mathcal{A} \setminus \mathcal{B}) \cup (\mathcal{B} \setminus \mathcal{A})$.

For notational convenience, we define

$$a_d \triangleq \log \left(\frac{\alpha_d(1-\beta_d)}{\beta_d(1-\alpha_d)} \right), \quad b \triangleq \log \left(\frac{1-\theta}{\theta} \right),$$

$$I_d \triangleq (\sqrt{\alpha_d} - \sqrt{\beta_d})^2, \quad I_\theta \triangleq (\sqrt{1-\theta} - \sqrt{\theta})^2.$$

These abbreviations are frequently used throughout the supplemental material.

B. Maximum-likelihood Function and Large Deviations Bounds

a) *Maximum-likelihood Function*: We denote the ground truth rating matrix as $R \in \{+1, -1\}^{n \times m}$, the K user clusters as $\{\mathcal{C}_k\}_{k \in [K]}$, and the corresponding nominal rating vectors as $\{v_k\}_{k \in [K]}$. The observations include the collection of hypergraphs $\{HG_d\}_{d=2}^W$ as well as the sub-sampled rating matrix $U \in \{+1, -1, *\}^{n \times m}$. Given the observations, we first provide the expression of the *log-likelihood function* for each matrix X in Lemma 1 below.

Recall that we use $\mathcal{R}^{(\gamma)}$ to denote the set of rating matrices that satisfy $\min_{i,j \in [K]: i \neq j} \|v_i - v_j\|_0 = \lceil \gamma m \rceil$. For two sets of users $\mathcal{S}_1, \mathcal{S}_2 \subseteq [n]$, we define $h_d(\mathcal{S}_1, \mathcal{S}_2)$ as the number of hyperedges in which all the constituting users belong to $\mathcal{S}_1 \cup \mathcal{S}_2$, and at least one user belongs to \mathcal{S}_1 and at least one user belongs to \mathcal{S}_2 . For any matrix $X \in \mathcal{R}^{(\gamma)}$, let $\{\mathcal{C}_k^X\}_{k \in [K]}$ be the K clusters associated with matrix X . Note that $\sum_{k=1}^K h_d(\mathcal{C}_k^X, \mathcal{C}_k^X)$ is the number of *in-cluster hyperedges* (i.e., the hyperedges that contain users belonging to the same cluster) with respect to $\{\mathcal{C}_k^X\}_{k \in [K]}$ in the hypergraph HG_d .

Lemma 1: The log-likelihood function of matrix X , denoted as $L(X)$, is given as

$$L(X) = \sum_{d=2}^W a_d \cdot \sum_{k=1}^K h_d(\mathcal{C}_k^X, \mathcal{C}_k^X) + b|\Lambda_X| + C, \quad (4)$$

where $\{a_d\}_{d=2}^W$ and b are defined in Section 1, the set $\Lambda_X \triangleq \{(i, j) \in \mathcal{U} : U_{ij} = X_{ij}\}$, and C is a constant that is independent of the choice of X .

Proof: See supplemental materials for the detailed proof. \square

b) *Large deviations bounds*: Below, we provide two large deviations results (in Lemmas 2 and 3) that are crucial for the subsequent proofs. Let $\{K_d\}_{d=2}^W$ and L be positive

integers, and we further introduce a set of random variables that will play a role in the analyses:

$$\{A_{dj}\}_{j=1}^{K_d} \stackrel{\text{i.i.d.}}{\sim} \text{Bern}(\alpha_d), \quad \{B_{dj}\}_{j=1}^{K_d} \stackrel{\text{i.i.d.}}{\sim} \text{Bern}(\beta_d),$$

$$\{P_i\}_{i=1}^L \stackrel{\text{i.i.d.}}{\sim} \text{Bern}(p), \quad \{\Theta_i\}_{i=1}^L \stackrel{\text{i.i.d.}}{\sim} \text{Bern}(\theta).$$

Lemma 2: For any $y \geq 0$,

$$\mathbb{P} \left(\sum_{d=2}^W a_d \sum_{j=1}^{K_d} (B_{dj} - A_{dj}) + b \sum_{i=1}^L P_i (2\Theta_i - 1) \geq -y \right)$$

$$\leq \exp \left\{ -\frac{1}{2}y - \sum_{d=2}^W (1 + o(1))K_d I_d - (1 + o(1))LpI_\theta \right\}. \quad (5)$$

Proof: The proof relies on the Chernoff bound, and is deferred to supplemental materials. \square

Lemma 3: Assuming that $\max \{\sqrt{\alpha_d \beta_d} K_d, pL\} = \omega(1)$. Then

$$\mathbb{P} \left(\sum_{d=2}^W a_d \sum_{j=1}^{K_d} (B_{dj} - A_{dj}) + b \sum_{i=1}^L P_i (2\Theta_i - 1) \geq 0 \right)$$

$$\geq \frac{1}{4} \exp \left\{ -\sum_{d=2}^W (1 + o(1))K_d I_d - (1 + o(1))LpI_\theta \right\}. \quad (6)$$

Proof: The proof is deferred to supplemental materials. \square

C. Proof of Theorem 1

In this subsection, we prove that, by setting the number of iterations $T = O(\log n)$, MCH ensures the worst-case error probability $P_{\text{err}}^{(\gamma)}$ tends to zero as long as the sample probability p satisfies

$$p \geq \max \left\{ \frac{(1+\epsilon) \log n - \sum_{d=2}^W \frac{\binom{n-1}{d-1}}{K^{d-1}} I_d}{I_\theta \gamma m}, \frac{(1+\epsilon)K \log m}{I_\theta n} \right\}. \quad (7)$$

Using the abbreviations I_d and I_θ , the condition in (7) is equivalent to the following:

$$\sum_{d=2}^W \frac{\binom{n-1}{d-1}}{K^{d-1}} I_d + \gamma m p I_\theta \geq (1+\epsilon) \log n \quad \text{and} \quad \frac{np I_\theta}{K} \geq (1+\epsilon) \log m. \quad (8)$$

a) Analysis of Stage 1: Partial Recovery of Clusters:

First note that for each hypergraph HG_d , by assumption, the average degree of each node in HG_d scales as $\Theta(\log n)$. Applying the *Spectral Partition algorithm* [37] to the weighted adjacency matrix A , and by a simple generalization of the proof techniques in [37] (for the SBM) and [31] (for the HSBM), one can show that when the ‘‘quality’’ of each graph/hypergraph satisfies $I_d = \omega(1/n^{d-1})$, the estimated clusters $\{\mathcal{C}_1^{(0)}, \dots, \mathcal{C}_K^{(0)}\}$ coincide with the true clusters $\{\mathcal{C}_1, \dots, \mathcal{C}_K\}$ except for a vanishing fraction of nodes. Formally, we define $\eta_k \triangleq \frac{|\mathcal{C}_k^{(0)} \setminus \mathcal{C}_k|}{n}$ as the fraction of nodes that are misclassified to $\mathcal{C}_k^{(0)}$, and we have that with probability $1 - o(1)$, $\eta_k = o(1)$ for all $k \in [K]$.

b) Analysis of Stage 2: Exact recovery of Rating Vectors:

We now estimate the probability of failing to exactly recover the nominal rating vector v_k (for each $k \in [K]$). First of all, we consider each item $j \in [m]$ separately, and calculate the probability $\mathbb{P}(v'_k(j) \neq v_k(j))$ corresponding to the event that the estimated rating $v'_k(j)$ is not equal to the ground truth rating $v_k(j)$. Without loss of generality, we assume $v_k(j) = +1$, and by the estimation rule of Stage 2, we have

$$\mathbb{P}(v'_k(j) \neq v_k(j)) = \mathbb{P}\left(\sum_{i \in \mathcal{C}_k^{(0)}} U_{ij} \leq 0\right) \quad (9)$$

$$= \mathbb{P}\left(\sum_{i \in \mathcal{C}_k^{(0)} \setminus \mathcal{C}_k} U_{ij} + \sum_{i \in \mathcal{C}_k^{(0)} \cap \mathcal{C}_k} U_{ij} \leq 0\right) \quad (10)$$

$$\leq \mathbb{P}\left(\sum_{i=1}^{(\frac{1}{K} - \eta_k)n} P_i(1 - 2\Theta_i) - \sum_{i=1}^{\eta_k n} P'_i \leq 0\right) \quad (11)$$

$$= \mathbb{P}\left(\sum_{i=1}^{(\frac{1}{K} - \eta_k)n} P_i(2\Theta_i - 1) \geq -\sum_{i=1}^{\eta_k n} P'_i\right), \quad (12)$$

where $\{P_i\} \stackrel{\text{i.i.d.}}{\sim} \text{Bern}(p)$, $\{\Theta_i\} \stackrel{\text{i.i.d.}}{\sim} \text{Bern}(\theta)$, and $\{P'_i\} \stackrel{\text{i.i.d.}}{\sim} \text{Bern}(p)$. With a slight abuse of notations, we treat $U_{ij} = *$ as $U_{ij} = 0$ when calculating $\sum_{i \in \mathcal{C}_k^{(0)}} U_{ij}$. Eqn. (11) follows from the fact that $\sum_{i \in \mathcal{C}_k^{(0)} \setminus \mathcal{C}_k} U_{ij} \geq -\sum_{i=1}^{\eta_k n} P'_i$. The following Lemma gives a large deviation result of $\sum_{i=1}^{\eta_k n} P'_i$.

Lemma 4: Suppose $Y \sim \text{Binom}(\tau n, p)$ where $0 < \tau < 1$ and $0 < p < \frac{1}{2}$. Then for any $c > 2e$,

$$\mathbb{P}\left(Y \geq \frac{cnp}{\log \frac{1}{\tau}}\right) \leq 2 \exp\left(-\frac{cnp}{2}\right).$$

Proof: See the proof in supplemental materials. \square

According to Lemma 4 and the fact $np = \Omega(\log m)$, we have $\mathbb{P}\left(\sum_{i=1}^{\eta_k n} P'_i \geq \frac{cnp}{\log \frac{1}{\eta_k}}\right) \leq 2 \exp\left(-\frac{cnp}{2}\right) = o(m^{-1})$. Then, Eqn. (12) is upper-bounded by

$$\begin{aligned} & \mathbb{P}\left(\sum_{i=1}^{(\frac{1}{K} - \eta_k)n} P_i(2\Theta_i - 1) \geq -\frac{cnp}{\log \frac{1}{\eta_k}}\right) + o(m^{-1}) \\ & \stackrel{(i)}{\leq} e^{\frac{1}{2} \log\left(\frac{1-\theta}{\theta}\right) \frac{c}{\log \frac{1}{\eta_k}} np - (1+o(1))\left(\frac{1}{K} - \eta_k\right) np I_\theta} + o(m^{-1}) \\ & \stackrel{(ii)}{=} e^{-(1+o(1))\left(\frac{1}{K} - \eta_k\right) np I_\theta + o(np I_\theta)} + o(m^{-1}) \\ & \stackrel{(iii)}{\leq} e^{-(1+\epsilon/2) \log m} + o(m^{-1}) = o(m^{-1}). \end{aligned}$$

Here, (i) follows from Lemma 2 with $\{K_d\}_{d=2}^W = 0$, $L = (1/K - \eta_k)n$ and $y = -\frac{cnp}{\log \frac{1}{\eta_k}}$; (ii) holds since $np = \Theta(nI_\theta)$ and $\frac{c}{\log \frac{1}{\eta_k}} = o(1)$; (iii) is true due to $(1/K - \eta_k)npI_\theta \geq (1 + \epsilon/2) \log m$, which can be derived from the facts $(npI_\theta)/K \geq (1 + \epsilon) \log m$ and $\lim_{n \rightarrow \infty} \eta_k = 0$. Then, taking a union bound over all the m items and K nominal rating vectors, we have

$$\mathbb{P}(\exists k \in [K] \text{ such that } v'_k \neq v_k) = o(1).$$

c) Analysis of Stage 3: Exact Recovery of Clusters:

As the nominal rating vectors $\{v_k\}_{k \in [K]}$ can be exactly recovered with high probability after Stage 2, when analyzing Stage 3, we assume without loss of generality that the knowledge of

$\{v_k\}_{k \in [K]}$ is given. According to Lemma 1, we obtain the local log-likelihood function of user $i \in [n]$ belonging to cluster \mathcal{C}_k as follows:

$$L(i; \mathcal{C}_k) \triangleq \sum_{d=2}^W a_d \cdot h_d(\{i\}, \mathcal{C}_k) + b|\Lambda_i(v_k)| + C, \quad (13)$$

where C is a constant that is independent of k . At the t -th iteration, the local refinement rule of MCH is to reclassify each user $i \in [n]$ to cluster $\mathcal{C}_k^{(t)}$, where

$$k^* = \arg \max_{k \in [K]} \sum_{d=2}^W \frac{a_d}{b} \cdot h_d(\{i\}, \mathcal{C}_k^{(t-1)}) + |\Lambda_i(v_k)|. \quad (14)$$

Thus, the refinement rule in Eqn. (14) can be viewed as an approximation of the local log-likelihood function in Eqn. (13), with each $\mathcal{C}_k^{(t-1)}$ being the estimate of the true cluster \mathcal{C}_k . Below, we introduce a property of the local log-likelihood function that is crucial for our analysis.

Lemma 5: For any user i , assume i belongs to cluster \mathcal{C}_a for some $a \in [K]$. If $\sum_{d=2}^W \frac{a_d}{K^{d-1}} I_d + \gamma mp I_\theta \geq (1 + \epsilon) \log n$, then there exists a small constant $\tau > 0$ such that the following statement holds with probability $1 - O(n^{-\epsilon/2})$:

$$L(i; \mathcal{C}_a) > \max_{\bar{a} \in [K]: \bar{a} \neq a} L(i; \mathcal{C}_{\bar{a}}) + \tau \log n, \quad (15)$$

for all the users $i \in [n]$.

Proof: See supplemental materials for the detailed proof. \square

We denote $L(i; \mathcal{C}_a, \mathcal{C}_{\bar{a}}) \triangleq L(i; \mathcal{C}_a) - L(i; \mathcal{C}_{\bar{a}})$, where a is the ground truth cluster that user i belongs to. Then, for any $\bar{a} \neq a$, Eqn. (15) is equivalent to

$$L(i; \mathcal{C}_a, \mathcal{C}_{\bar{a}}) \geq \tau \log n. \quad (16)$$

Let \mathcal{Z}_δ be the set of partitions $\{\mathcal{C}_k^z\}_{k \in [K]}$ of the n user nodes, which satisfy (i) $\mathcal{C}_{k_1}^z \cap \mathcal{C}_{k_2}^z = \emptyset$ for any $k_1, k_2 \in [K]$, (ii) $\cup_{k \in [K]} \mathcal{C}_k^z = [n]$, (iii) $\sum_{k \in [K]} \mathcal{C}_k^z \setminus \mathcal{C}_k = \delta n$, where $\delta \in [1/n, 1/2)$. It suffices to prove that there exists a constant $\delta' > 0$ such that if $\delta < \delta'$, the following event happens with high probability:

- For any partition $\{\mathcal{C}_k^z\}_{k \in [K]} \in \mathcal{Z}_\delta$, the output after a single iteration belongs to $\mathcal{Z}_{\delta/2}$.

Then, running $T = \frac{\log(\delta' n)}{\log 2} = O(\log n)$ iterations ensures exact recovery of clusters. The formal statement is given in the following lemma.

Lemma 6: For any constant $\tau > 0$, there exists $\delta' < 1/2$ such that if $\delta < \delta'$, the following statement holds with probability $1 - O(n^{-1})$: for any partition $\{\mathcal{C}_k^z\}_{k \in [K]} \in \mathcal{Z}_\delta$ and for any $\bar{a} \neq a$,

$$|L(i; \mathcal{C}_a^z, \mathcal{C}_{\bar{a}}^z) - L(i; \mathcal{C}_a, \mathcal{C}_{\bar{a}})| \leq \frac{\tau}{2} \log n, \quad (17)$$

for all except $\delta n/2$ nodes.

Proof: The detailed proof is delivered in supplemental materials. \square

Note that if node i satisfies Eqn. (17), by Eqn. (16) and the triangle inequality, we have $L(i; \mathcal{C}_a^z, \mathcal{C}_{\bar{a}}^z) \geq \frac{\tau n}{2}$, meaning that node i will be classified into the true cluster based on the refinement rule. According to Lemma 6, the number of nodes that do not satisfy Eqn. (17) (which are likely to be

misclassified) will be reduced by half after one iteration. Thus, running $T = O(\log n)$ iterations yields exact recovery of clusters.

The aforementioned proof assumes the parameters $\{\alpha_d\}_{d=2}^W, \{\beta_d\}_{d=2}^W$, and θ are known *a priori*. When these parameters are not known, one can estimate them using the following rule:

$$\alpha'_d \triangleq \frac{\sum_{k \in [K]} h_d(\mathcal{C}_k^{(0)}, \mathcal{C}_k^{(0)})}{K \binom{n/K}{d}}, \quad \theta' \triangleq 1 - \frac{|\Lambda_{R^{(0)}}|}{|\mathcal{U}|},$$

$$\beta'_d \triangleq \frac{|\mathcal{H}_d| - \sum_{k \in [K]} h_d(\mathcal{C}_k^{(0)}, \mathcal{C}_k^{(0)})}{\binom{n}{d} - K \binom{n/K}{d}}.$$

For simplicity, we define $a'_d \triangleq \log \left(\frac{\alpha'_d(1-\beta'_d)}{\beta'_d(1-\alpha'_d)} \right)$ and $b' \triangleq \log \left(\frac{1-\theta'}{\theta'} \right)$. Let

$$L'(i; \mathcal{C}_k) \triangleq \sum_{d=2}^W a'_d \cdot h_d(\{i\}, \mathcal{C}_k) + b' |\Lambda_i(v_k)|,$$

and we further define $L'(i; \mathcal{C}_k, \mathcal{C}_{\bar{k}}) \triangleq L'(i; \mathcal{C}_k) - L'(i; \mathcal{C}_{\bar{k}})$. The following lemma controls the error due to the parameter estimation.

Lemma 7: Suppose $p = \Theta \left(\frac{\log m}{n} + \frac{\log n}{m} \right)$ and $m = O(n)$, then for any constant $\tau > 0$, the following statement holds with probability approaching 1: for any $i \in [n]$, $t > 1$ and $\bar{a} \neq a$,

$$|L'(i; \mathcal{C}_a^{(t)}, \mathcal{C}_{\bar{a}}^{(t)}) - L(i; \mathcal{C}_a^{(t)}, \mathcal{C}_{\bar{a}}^{(t)})| \leq \frac{\tau}{2} \log n. \quad (18)$$

Proof: See supplemental materials for the detailed proof. \square By Eqns. (16) (17) (18) and the triangle inequality, we can show that, for any $\{\mathcal{C}_k^z\}_{k \in [K]} \in \mathcal{Z}_\delta$, the output after a single step of iteration belongs to $\mathcal{Z}_{\delta/2}$. It also means that Stage 3 achieves exact recovery of clusters within $T = O(\log n)$ iterations.

D. Proof of Theorem 2

First, note that Theorem 2 can be restated as follows:

- For any $\epsilon > 0$, if $\sum_{d=2}^W \frac{\binom{n-1}{d}}{K^{d-1}} I_d + \gamma m p I_\theta \leq (1-\epsilon) \log n$ or $\frac{n}{K} p I_\theta \leq (1-\epsilon) \log m$, then exact matrix completion is impossible.

We first show that the ML estimator is the optimal estimator. Let $\psi_{\text{ML}}|_{\mathcal{R}^{(\gamma)}}$ denote the ML estimator whose output is constrained in $\mathcal{R}^{(\gamma)}$, and let \widehat{R} be the matrix that is chosen uniformly at random from $\mathcal{R}^{(\gamma)}$. We show $\inf_{\psi} P_{\text{err}}^{(\gamma)}(\psi) \geq$

$\mathbb{P}(\psi_{\text{ML}}|_{\mathcal{R}^{(\gamma)}}(U, \{HG_d\}_{d=2}^W) \neq R \mid R = \widehat{R})$ as follows:

$$\begin{aligned} & \inf_{\psi} P_{\text{err}}^{(\gamma)}(\psi) \\ &= \inf_{\psi} \max_{X \in \mathcal{R}^{(\gamma)}} \mathbb{P}(\psi(U, \{HG_d\}_{d=2}^W) \neq R \mid R = X) \\ &\geq \inf_{\psi} \mathbb{P}(\psi(U, \{HG_d\}_{d=2}^W) \neq R \mid R = \widehat{R}) \\ &\stackrel{(i)}{=} \inf_{\psi: \psi(U, \{HG_d\}_{d=2}^W) \in \mathcal{R}^{(\gamma)}} \mathbb{P}(\psi(U, \{HG_d\}_{d=2}^W) \neq R \mid R = \widehat{R}) \\ &\stackrel{(ii)}{=} \mathbb{P}(\psi_{\text{ML}}|_{\mathcal{R}^{(\gamma)}}(U, \{HG_d\}_{d=2}^W) \neq R \mid R = \widehat{R}), \end{aligned} \quad (19)$$

where (i) holds since $\psi(U, \{HG_d\}_{d=2}^W) \in \mathcal{R}^{(\gamma)}$ should be true for an optimal estimator; (ii) follows from the fact that the ML estimator is the optimal under a uniform prior distribution. Moreover, note that by symmetry, $\mathbb{P}(\psi_{\text{ML}}|_{\mathcal{R}^{(\gamma)}}(U, \{HG_d\}_{d=2}^W) \neq R \mid R = R')$ is identical for any $R' \in \mathcal{R}^{(\gamma)}$, thus one can fix the ground truth matrix to be R' in the following analysis.

Because of the optimality of the ML estimator $\psi_{\text{ML}}|_{\mathcal{R}^{(\gamma)}}$, in order to prove Theorem 2, it suffices to prove $\mathbb{P}(\psi_{\text{ML}}|_{\mathcal{R}^{(\gamma)}}(U, \{HG_d\}_{d=2}^W) \neq R \mid R = R') \rightarrow 0$ when $\sum_{d=2}^W \frac{\binom{n-1}{d-1}}{K^{d-1}} I_d + \gamma m p I_\theta \leq (1-\epsilon) \log n$ or $\frac{n}{K} p I_\theta \leq (1-\epsilon) \log m$.

Using the log-likelihood function $L(X)$ in Lemma 1, we obtain that

$$\begin{aligned} & \mathbb{P}(\psi_{\text{ML}}|_{\mathcal{R}^{(\gamma)}}(U, \{HG_d\}_{d=2}^W) \neq R \mid R = R') \\ &= \mathbb{P}(\exists X \in \mathcal{R}^{(\gamma)} \setminus \{R'\} \text{ s.t. } L(X) \geq L(R')) \\ &= 1 - \mathbb{P}(\forall X \in \mathcal{R}^{(\gamma)} \setminus \{R'\} : L(X) < L(R')). \end{aligned} \quad (20)$$

Now we introduce two subsets $\mathcal{R}_1, \mathcal{R}_2 \subseteq \mathcal{R}^{(\gamma)} \setminus \{R'\}$:

- \mathcal{R}_1 is the set of matrices such that the nominal rating vector corresponding to cluster \mathcal{C}_1 is different from the true nominal rating vector v_1 in *only one* location. This means that every element $X \in \mathcal{R}_1$ is identical to R' except that the row vectors of X and the row vectors of R' corresponding to cluster \mathcal{C}_1 differ in one location.
- \mathcal{R}_2 is the set of matrices such that the nominal rating vectors are identical to those of R' but there exists one user belonging to cluster \mathcal{C}_1 and is misclassified to \mathcal{C}_2 , and there exists another user belonging to cluster \mathcal{C}_2 and is misclassified to \mathcal{C}_1 . Specifically, for every element $X \in \mathcal{R}_2$, the corresponding user clusters, denoted by $\{\mathcal{C}_k^X\}_{k \in [K]}$, satisfy $|\mathcal{C}_1^X \setminus \mathcal{C}_1| = |\mathcal{C}_2^X \setminus \mathcal{C}_2| = 1$ and $\mathcal{C}_k^X = \mathcal{C}_k$ for $k \in [K] \setminus \{1, 2\}$.

Thus, Eqn. (20) is lower-bounded by

$$1 - \mathbb{P}(\forall X \in \mathcal{R}_1 : L(X) < L(R')) \quad \text{and} \\ 1 - \mathbb{P}(\forall X \in \mathcal{R}_2 : L(X) < L(R')).$$

Therefore, it suffices to prove that

- $\mathbb{P}(\forall X \in \mathcal{R}_1 : L(X) < L(R')) \rightarrow 0$ if $\frac{n}{K} p I_\theta \leq (1-\epsilon) \log m$ (see Part 1);
- $\mathbb{P}(\forall X \in \mathcal{R}_2 : L(X) < L(R')) \rightarrow 0$ if $\sum_{d=2}^W \frac{\binom{n-1}{d-1}}{K^{d-1}} I_d + \gamma m p I_\theta \leq (1-\epsilon) \log n$ (see Part 2)

a) *Part 1:* For any $X' \in \mathcal{R}_1$, by using Lemma 1, we obtain

$$\begin{aligned} & \mathbb{P}(L(X') < L(R')) = 1 - \mathbb{P}(L(X') \geq L(R')) \\ &= 1 - \mathbb{P}\left(\sum_{i=1}^{n/K} P_i(2\Theta_i - 1) \geq 0\right), \end{aligned} \quad (21)$$

where $\{P_i\}$ $\stackrel{\text{i.i.d.}}{\sim}$ Bern(p) and $\{\Theta_i\}$ $\stackrel{\text{i.i.d.}}{\sim}$ Bern(θ). By applying Lemma 3 with $L = n/K$, we have

$$\mathbb{P}\left(\sum_{i=1}^{n/K} P_i(2\Theta_i - 1) \geq 0\right) \geq \frac{1}{4} \exp\left\{-\left(1 + o(1)\right) \frac{n}{K} p I_\theta\right\}. \quad (22)$$

Thus, Eqn. (21) is upper-bounded by

$$\begin{aligned} & 1 - \frac{1}{4} \exp \left\{ - (1 + o(1)) \frac{n}{K} p I_\theta \right\} \\ & \stackrel{(i)}{\leq} \exp \left\{ - \frac{1}{4} \exp \left\{ - (1 + o(1)) \frac{n}{K} p I_\theta \right\} \right\} \quad (23) \\ & \stackrel{(ii)}{\leq} \exp \left\{ - \frac{1}{4} m^{\epsilon-1} \right\}, \end{aligned}$$

where (i) follows from $1 - x \leq e^{-x}$ and (ii) is due to the condition $\frac{n}{K} p I_\theta \leq (1 - \epsilon) \log m$. Note that for all $X \in \mathcal{R}_1$, the events $\{L(X) < L(R')\}_{X \in \mathcal{R}_1}$ are independent, thus we have

$$\begin{aligned} & \mathbb{P}(\forall X \in \mathcal{R}_1 : L(X) < L(R')) \\ & = \mathbb{P}(L(X') < L(R'))^{|\mathcal{R}_1|} \leq \exp \left\{ - \frac{1}{4} m^{\epsilon-1} \cdot m \right\} = o(1). \end{aligned}$$

b) *Part 2:* First, we use a combinatorial property to split the graphs.

Lemma 8: For all $\{HG_d\}_{d=2}^W$, we consider the following steps:

(i) Let $r = \frac{n}{\log^3 n}$ and $\mathcal{T} \triangleq \{1, 2, \dots, 2r\} \cup \{\frac{n}{K} + 1, \frac{n}{K} + 2, \dots, \frac{n}{K} + 2r\}$.

(ii) For each hyperedge in $\{HG_d\}_{d=2}^W$, if it contains two or more user nodes in set \mathcal{T} , then we delete these nodes from \mathcal{T} .

(iii) We define the set of the remaining user nodes as \mathcal{T}' .

Let Δ denote the event $|\mathcal{T}'| \geq 3r$. Then we have $\mathbb{P}(\Delta) = 1 - o(1)$.

Proof: See supplemental materials for the proof. \square

By Lemma 8, we can find two subsets $\mathcal{C}_1^s \in \mathcal{C}_1$ and $\mathcal{C}_2^s \in \mathcal{C}_2$ that satisfy (i) $|\mathcal{C}_1^s| = |\mathcal{C}_2^s| = \frac{n}{\log^3 n}$ and (ii) there is no hyperedge that contains users in $\mathcal{C}_1^s \cup \mathcal{C}_2^s$. Without loss of generality, we assume $1 \in \mathcal{C}_1^s$ (i.e., the first user belongs to cluster \mathcal{C}_1^s).

For the matrix R' and for users $i_1 \in \mathcal{C}_1^s$ and $i_2 \in \mathcal{C}_2^s$, we define $R'^{(i_1)}$ as the matrix that misclassifies user $i_1 \in \mathcal{C}_1$ to \mathcal{C}_2 , and $R'^{(i_2)}$ as the matrix that misclassifies user $i_2 \in \mathcal{C}_2$ to \mathcal{C}_1 . Hence, $(R'^{(i_1)})^{(i_2)} \in \mathcal{R}_2$. Since $\mathbb{P}(\Delta) = 1 - o(1)$, $\mathbb{P}(\forall X \in \mathcal{R}_2 : L(X) < L(R'))$ is upper-bounded by

$$\mathbb{P} \left(\forall i_1 \in \mathcal{C}_1^s, i_2 \in \mathcal{C}_2^s : L \left(\left(R'^{(i_1)} \right)^{(i_2)} \right) < L(R') \right) \cdot (1 - o(1)). \quad (24)$$

Lemma 9: For $i_1 \in \mathcal{C}_1^s$ and $i_2 \in \mathcal{C}_2^s$, if both $L(R'^{(i_1)}) \geq L(R')$ and $L(R'^{(i_2)}) \geq L(R')$, then $L \left(\left(R'^{(i_1)} \right)^{(i_2)} \right) \geq L(R)$.

Proof: See supplemental materials for the detailed proof. \square

By Lemma 9 and the union bound, Eqn. (24) is upper-bounded by

$$\begin{aligned} & \mathbb{P} \left(\forall i_1 \in \mathcal{C}_1^s : L(R'^{(i_1)}) < L(R') \right) \cdot (1 - o(1)) \\ & + \mathbb{P} \left(\forall i_2 \in \mathcal{C}_2^s : L(R'^{(i_2)}) < L(R') \right) \cdot (1 - o(1)). \quad (25) \end{aligned}$$

Eqn. (25) equals $2\mathbb{P}(\forall i \in \mathcal{C}_1^s : L(R'^{(i)}) < L(R')) \cdot (1 - o(1))$ due to symmetry. Since no pair of users in \mathcal{C}_1^s is connected by any hyperedges, the events

$\{L(R'^{(i_1)}) < L(R')\}_{i_1 \in \mathcal{C}_1^s}$ are mutually independent. Hence,

$$\begin{aligned} & 2\mathbb{P} \left(\forall i_1 \in \mathcal{C}_1^s : L(R'^{(i_1)}) < L(R') \right) \cdot (1 - o(1)) \\ & = 2\mathbb{P} \left(L(R'^{(1)}) < L(R') \right)^{|\mathcal{C}_1^s|} \cdot (1 - o(1)), \quad (26) \end{aligned}$$

since it is assumed that $1 \in \mathcal{C}_1^s$. According to Lemma 1,

$$\begin{aligned} & \mathbb{P} \left(L(R'^{(1)}) < L(R') \right) \\ & = 1 - \mathbb{P} \left(\sum_{d=2}^W a_d \sum_{j=1}^{K_d} (B_{dj} - A_{dj}) + b \sum_{i=1}^L P_i (2\Theta_i - 1) \geq 0 \right), \quad (27) \end{aligned}$$

where $\{A_{dj}\}_j \stackrel{\text{i.i.d.}}{\sim} \text{Bern}(\alpha_d)$, $\{B_{dj}\}_j \stackrel{\text{i.i.d.}}{\sim} \text{Bern}(\beta_d)$, $\{P_i\}_i \stackrel{\text{i.i.d.}}{\sim} \text{Bern}(p)$, and $\{\Theta_i\}_i \stackrel{\text{i.i.d.}}{\sim} \text{Bern}(\theta)$, and one can show that $K_d = \binom{n/K-1}{d-1} = (1 + o(1)) \frac{\binom{n-1}{d-1}}{K^{d-1}}$ and $L \leq \gamma m$. Then, applying Lemma 3, Eqn. (27) is upper-bounded by

$$\begin{aligned} & 1 - \frac{1}{4} \exp \left\{ - (1 + o(1)) \sum_{d=2}^W \frac{\binom{n-1}{d-1}}{K^{d-1}} I_d - (1 + o(1)) \gamma m p I_\theta \right\} \\ & \stackrel{(i)}{\leq} e^{-\frac{1}{4} \exp \left\{ - (1 + o(1)) \sum_{d=2}^W \frac{\binom{n-1}{d-1}}{K^{d-1}} I_d - (1 + o(1)) \gamma m p I_\theta \right\}} \\ & \stackrel{(ii)}{\leq} e^{-\frac{1}{4} n^{\epsilon-1}}, \quad (28) \end{aligned}$$

where (i) holds since $1 - x \leq e^{-x}$, (ii) follows from $\sum_{d=2}^W \frac{\binom{n-1}{d-1}}{K^{d-1}} I_d + \gamma m p I_\theta \leq (1 - \epsilon) \log n$. Hence, Eqn. (26) is upper-bounded by

$$2 \cdot e^{-\frac{1}{4} n^{\epsilon-1} |\mathcal{C}_1^s|} \cdot (1 - o(1)) = 2 \cdot e^{-\frac{1}{4} \frac{n^\epsilon}{\log^3 n}} \cdot (1 - o(1)) = o(1), \quad (29)$$

which means $\mathbb{P}(\forall X \in \mathcal{R}_2 : L(X) < L(R')) \rightarrow 0$.

VII. EXPERIMENTAL RESULTS

A. Experiments on synthetic datasets.

We first conduct experiments on synthetic datasets (generated according to the model in Section II) to validate the theoretical guarantee of MCH provided in Theorem 1. In Figures 3a and 3b, we consider a setting that contains $K = 3$ equal-sized clusters, a graph of quality $I_2 = \log n/n$, and a 3-uniform hypergraph of quality $I_3 = 2 \log n / \binom{n-1}{2}$. We set the noise parameter $\theta = 0.1$ and $\gamma = 0.4$. We plot the *empirical error probability* (defined as the fraction of the trials where exact matrix completion is not achieved out of 100 trials) as a function of the *normalized sample probability* (defined as the ratio of the sample probability p to the optimal sample probability p^*). It is clear that the empirical error probability tends to zero when the normalized sample probability exceeds one (i.e., when the sample probability exceeds p^*), and is bounded away from zero otherwise. This indicates a strong agreement with our theory.

In Figure 3c, we consider a different synthetic dataset with $n = 300$, $m = 100$, $I_2 = \hat{I}_2 \log n/n$ and $I_3 = \hat{I}_3 \log n / \binom{n-1}{2}$ for multiple different values of \hat{I}_3 , in order to examine the extra gain due to hypergraphs with different qualities. Comparing the four lines in Figure 3c, it is evident that utilizing

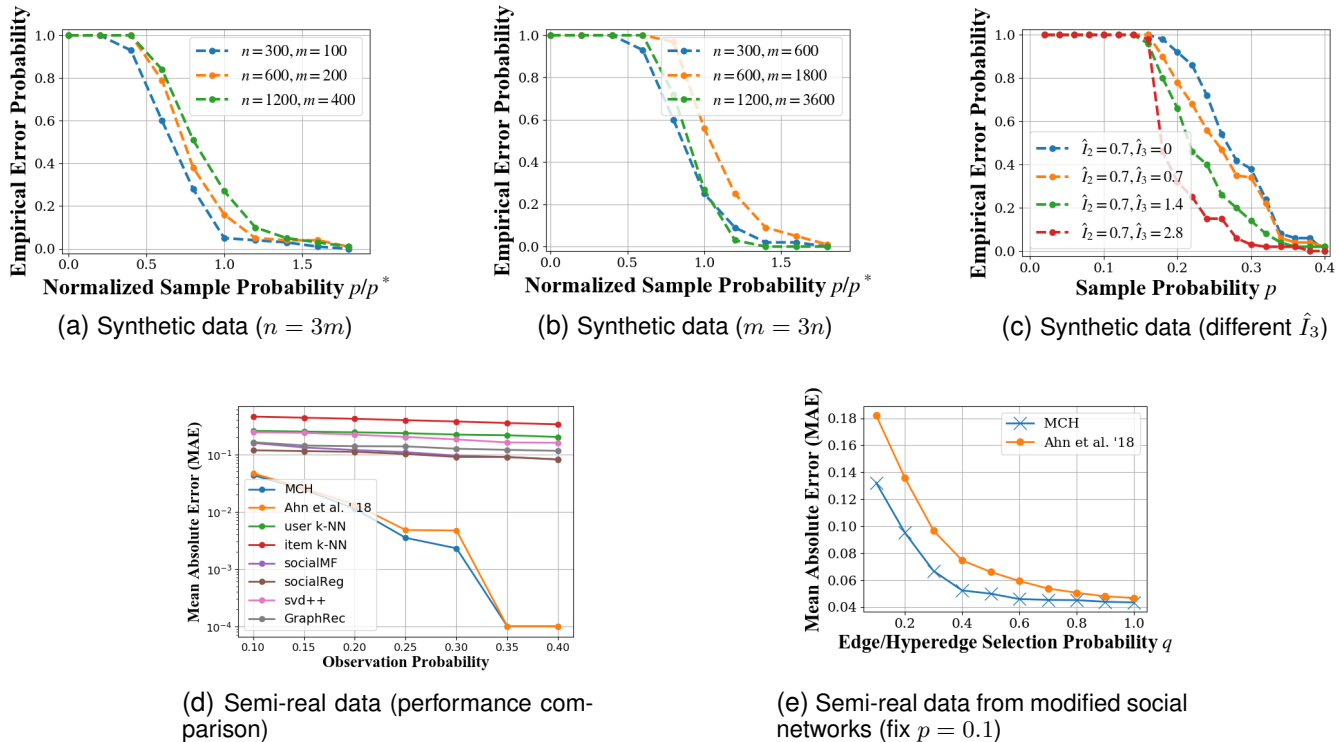


Fig. 3. Experimental results on synthetic and semi-real datasets show the superior performance of MCH.

hypergraph information helps to reduce the error probability, and the amount of reduction becomes more significant as the quality of the hypergraph improves.

B. Experiments on a semi-real dataset.

We also evaluate the performance of MCH on a semi-real dataset that consists of a real social network where the interactions between users are captured by both graph and hypergraphs. The social network, named *contact-high-school dataset* [22], [23], comprises of 327 student users that belong to 9 disjoint classes, with the size of each class ranging from 29 to 44. It contains 5,498 ordinary edges and 2,320 hyperedges, where the size of each hyperedge ranging from 3 to 5. Building upon the contact-high-school social network, we then synthesize a rating matrix with $m = 90$ items and 9 nominal rating vectors with minimal fractional Hamming distance $\gamma = 0.22$. We set the noise parameter $\theta = 0.1$ in the sampling process.

In Figure 3d, we compare⁵ MCH with several representative matrix completion algorithms, including user k-NN, item k-NN, svd++ [38], SocialMF [39], SocialReg [40], GraphRec⁶ [41], and the spectral clustering-based algorithm that only utilizes graphs (by Ahn et al. [10]). The performance is measured by the *mean absolute error (MAE)* defined as $\sum_{i \in [n], j \in [m]} \mathbb{1}\{\hat{R}_{ij} \neq R_{ij}\} / (mn)$. Figure 3d shows that *MCH outperforms all the competitors*. Note that the performance of the algorithm by Ahn et al. [10] approaches to ours, which is

⁵The values of hyperparameters $\{c_d\}_{d=2}^5$ in our algorithm MCH are all set to 0.01.

⁶The GraphRec employs a batch size of 64, conducts training for 10 epochs, adopts a learning rate of 0.001, and employs an embedding dimension of 32.

because the quality of the social graph in this real dataset is already high enough, so utilizing the graph information only (without the hypergraphs) also results in a good performance. To further demonstrate the superiority of MCH over the one by Ahn et al. [10], we consider modified contact-high-school datasets where each edge/hyperedge in the original dataset is selected (resp. discarded) with probability q (resp. $1 - q$). As depicted in Figure 3e, as q decreases (i.e., as the quality of the graph decreases), the advantage of MCH becomes more pronounced.

ACKNOWLEDGMENTS

This research was supported by the National Science Fund for Distinguished Young Scholars (No. 62025602), the National Natural Science Foundation of China (Nos.U22B2036, 11931015), Fok Ying-Tong Education Foundation, China (No. 171105), the Tencent Foundation and XPLOER PRIZE.

REFERENCES

- [1] L. Lü, M. Medo, C. H. Yeung, Y.-C. Zhang, Z.-K. Zhang, and T. Zhou, "Recommender systems," *Physics reports*, vol. 519, no. 1, pp. 1–49, 2012.
- [2] F. Ricci, L. Rokach, and B. Shapira, "Recommender systems: introduction and challenges," *Recommender systems handbook*, pp. 1–34, 2015.
- [3] S. Sivapalan, A. Sadeghian, H. Rahnama, and A. M. Madni, "Recommender systems in e-commerce," in *2014 World Automation Congress (WAC)*. IEEE, 2014, pp. 179–184.
- [4] I. Guy and D. Carmel, "Social recommender systems," in *Proceedings of the 20th international conference companion on World wide web*, 2011, pp. 283–284.
- [5] R. H. Keshavan, A. Montanari, and S. Oh, "Matrix completion from a few entries," *IEEE transactions on information theory*, vol. 56, no. 6, pp. 2980–2998, 2010.

- [6] A. Ramlathan, M. Yang, Q. Liu, M. Li, J. Wang, and Y. Li, "A survey of matrix completion methods for recommendation systems," *Big Data Mining and Analytics*, vol. 1, no. 4, pp. 308–323, 2018.
- [7] B. Lika, K. Kolomvatsos, and S. Hadjiefthymiades, "Facing the cold start problem in recommender systems," *Expert systems with applications*, vol. 41, no. 4, pp. 2065–2073, 2014.
- [8] L. A. G. Camacho and S. N. Alves-Souza, "Social network data to alleviate cold-start in recommender system: A systematic review," *Information Processing & Management*, vol. 54, no. 4, pp. 529–544, 2018.
- [9] S. Sedhain, S. Sanner, D. Braziunas, L. Xie, and J. Christensen, "Social collaborative filtering for cold-start recommendations," in *Proceedings of the 8th ACM Conference on Recommender systems*, 2014, pp. 345–348.
- [10] K. Ahn, K. Lee, H. Cha, and C. Suh, "Binary rating estimation with graph side information," *Advances in neural information processing systems*, vol. 31, 2018.
- [11] C. Jo and K. Lee, "Discrete-valued latent preference matrix estimation with graph side information," in *International Conference on Machine Learning (ICML)*, 2021, pp. 5107–5117.
- [12] Q. Zhang, V. Y. Tan, and C. Suh, "Community detection and matrix completion with social and item similarity graphs," *IEEE Transactions on Signal Processing*, vol. 69, pp. 917–931, 2021.
- [13] Q. Zhang, G. Suh, C. Suh, and V. Y. Tan, "Mc2g: An efficient algorithm for matrix completion with social and item similarity graphs," *IEEE Transactions on Signal Processing*, vol. 70, pp. 2681–2697, 2022.
- [14] A. Elmahdy, J. Ahn, C. Suh, and S. Mohajer, "Matrix completion with hierarchical graph side information," *Advances in neural information processing systems*, vol. 33, pp. 9061–9074, 2020.
- [15] A. Elmahdy, J. Ahn, S. Mohajer, and C. Suh, "The optimal sample complexity of matrix completion with hierarchical similarity graphs," in *2022 IEEE International Symposium on Information Theory (ISIT)*. IEEE, 2022, pp. 2409–2414.
- [16] G. F. de Arruda, G. Petri, and Y. Moreno, "Social contagion models on hypergraphs," *Physical Review Research*, vol. 2, no. 2, p. 023032, 2020.
- [17] X. Zheng, Y. Luo, L. Sun, X. Ding, and J. Zhang, "A novel social network hybrid recommender system based on hypergraph topologic structure," *World Wide Web*, vol. 21, pp. 985–1013, 2018.
- [18] D. Li, Z. Xu, S. Li, and X. Sun, "Link prediction in social networks based on hypergraph," in *Proceedings of the 22nd international conference on world wide web*, 2013, pp. 41–42.
- [19] M. McPherson, L. Smith-Lovin, and J. M. Cook, "Birds of a feather: Homophily in social networks," *Annual review of sociology*, vol. 27, no. 1, pp. 415–444, 2001.
- [20] P. W. Holland, K. B. Laskey, and S. Leinhardt, "Stochastic blockmodels: First steps," *Social networks*, vol. 5, no. 2, pp. 109–137, 1983.
- [21] C. Kim, A. S. Bandeira, and M. X. Goemans, "Stochastic block model for hypergraphs: Statistical limits and a semidefinite programming approach," *arXiv preprint arXiv:1807.02884*, 2018.
- [22] P. S. Chodrow, N. Veldt, and A. R. Benson, "Hypergraph clustering: from blockmodels to modularity," *Science Advances*, 2021.
- [23] R. Mastrandrea, J. Fournet, and A. Barrat, "Contact patterns in a high school: A comparison between data collected using wearable sensors, contact diaries and friendship surveys," *PLOS ONE*, vol. 10, no. 9, p. e0136497, 2015. [Online]. Available: <https://doi.org/10.1371/journal.pone.0136497>
- [24] M. Eirinaki, J. Gao, I. Varlamis, and K. Tserpes, "Recommender systems for large-scale social networks: A review of challenges and solutions," pp. 413–418, 2018.
- [25] H. Ma, H. Yang, M. R. Lyu, and I. King, "Sorec: social recommendation using probabilistic matrix factorization," in *Proceedings of the 17th ACM conference on Information and knowledge management*, 2008, pp. 931–940.
- [26] J. Bu, S. Tan, C. Chen, C. Wang, H. Wu, L. Zhang, and X. He, "Music recommendation by unified hypergraph: combining social media information and music content," in *Proceedings of the 18th ACM international conference on Multimedia*, 2010, pp. 391–400.
- [27] L. Xia, C. Huang, Y. Xu, J. Zhao, D. Yin, and J. Huang, "Hypergraph contrastive collaborative filtering," in *Proceedings of the 45th International ACM SIGIR conference on research and development in information retrieval*, 2022, pp. 70–79.
- [28] C. Wei, J. Liang, B. Bai, and D. Liu, "Dynamic hypergraph learning for collaborative filtering," in *Proceedings of the 31st ACM International Conference on Information & Knowledge Management*, 2022, pp. 2108–2117.
- [29] E. Abbe, A. S. Bandeira, and G. Hall, "Exact recovery in the stochastic block model," *IEEE Transactions on information theory*, vol. 62, no. 1, pp. 471–487, 2015.
- [30] E. Mossel, J. Neeman, and A. Sly, "Consistency thresholds for the planted bisection model," in *Proceedings of the forty-seventh annual ACM symposium on Theory of computing (STOC)*, 2015, pp. 69–75.
- [31] Q. Zhang and V. Y. Tan, "Exact recovery in the general hypergraph stochastic block model," *IEEE Transactions on Information Theory*, vol. 69, no. 1, pp. 453–471, 2022.
- [32] H. Saad and A. Nosratinia, "Community detection with side information: Exact recovery under the stochastic block model," *IEEE Journal of Selected Topics in Signal Processing*, vol. 12, no. 5, pp. 944–958, 2018.
- [33] M. Esmaeili, H. Saad, and A. Nosratinia, "Exact recovery by semidefinite programming in the binary stochastic block model with partially revealed side information," in *ICASSP 2019-2019 IEEE International Conference on Acoustics, Speech and Signal Processing (ICASSP)*. IEEE, 2019, pp. 3477–3481.
- [34] J. Sima, F. Zhao, and S.-L. Huang, "Exact recovery in the balanced stochastic block model with side information," in *2021 IEEE Information Theory Workshop (ITW)*. IEEE, 2021, pp. 1–6.
- [35] C. E. Leiserson, R. L. Rivest, T. H. Cormen, and C. Stein, *Introduction to algorithms*. MIT press Cambridge, MA, USA, 2001, vol. 6.
- [36] S. P. Borgatti, A. Mehra, D. J. Brass, and G. Labianca, "Network analysis in the social sciences," *science*, vol. 323, no. 5916, pp. 892–895, 2009.
- [37] S.-Y. Yun and A. Proutiere, "Optimal cluster recovery in the labeled stochastic block model," *Advances in Neural Information Processing Systems*, vol. 29, 2016.
- [38] Y. Koren, "Factorization meets the neighborhood: a multifaceted collaborative filtering model," in *Proceedings of the 14th ACM SIGKDD international conference on Knowledge discovery and data mining*, 2008, pp. 426–434.
- [39] M. Jamali and M. Ester, "A matrix factorization technique with trust propagation for recommendation in social networks," in *Proceedings of the fourth ACM conference on Recommender systems*, 2010, pp. 135–142.
- [40] H. Ma, D. Zhou, C. Liu, M. R. Lyu, and I. King, "Recommender systems with social regularization," in *Proceedings of the fourth ACM international conference on Web search and data mining*, 2011, pp. 287–296.
- [41] W. Fan, Y. Ma, Q. Li, Y. He, E. Zhao, J. Tang, and D. Yin, "Graph neural networks for social recommendation," in *The world wide web conference*, 2019, pp. 417–426.

Matrix Completion with Hypergraphs: Sharp Thresholds and Efficient Algorithms

Supplemental Materials

Outline: The supplemental materials include the detailed proofs of all lemmas and some additional experiments.

I. PROOF OF LEMMAS

A. Proof of Lemma 1

Since the observations of U and $\{HG_d\}_{d=2}^W$ are mutually independent. The likelihood of X can be decomposed as

$$\begin{aligned} \mathbb{P}(\{U, \{HG_d\}_{d=2}^W\} | R = X) \\ = \mathbb{P}(U | R = X) \prod_{d=2}^W \mathbb{P}(HG_d | R = X). \end{aligned} \quad (1)$$

Here

$$\mathbb{P}(U | R = X) = p^{|\Omega|} (1-p)^{nm-|\Omega|} \theta^{|\Omega|-|\Lambda_X|} (1-\theta)^{|\Lambda_X|}, \quad (2)$$

$$\begin{aligned} \mathbb{P}(HG_d | R = X) \\ = \alpha_d^{\sum_{k=1}^K h_d(\mathcal{C}_k^X, \mathcal{C}_k^X)} (1-\alpha_d)^{k \binom{n/k}{d} - \sum_{k=1}^K h_d(\mathcal{C}_k^X, \mathcal{C}_k^X)} \\ \cdot \beta_d^{|\mathcal{H}_d| - \sum_{k=1}^K h_d(\mathcal{C}_k^X, \mathcal{C}_k^X)} (1-\beta_d)^{\binom{n}{d} - k \binom{n/k}{d} - \sum_{k=1}^K h_d(\mathcal{C}_k^X, \mathcal{C}_k^X)}. \end{aligned} \quad (3)$$

By simple calculations we get

$$\begin{aligned} L(X) &= \log(\mathbb{P}(\{U, \{HG_d\}_{d=2}^W\} | R = X)) \\ &= \log\left(\mathbb{P}(U | R = X) \prod_{d=2}^W \mathbb{P}(HG_d | R = X)\right) \\ &= \log(\mathbb{P}(U | R = X)) + \sum_{d=2}^W \log(\mathbb{P}(HG_d | R = X)) \\ &= \sum_{d=2}^W a_d \cdot \sum_{k=1}^K h_d(\mathcal{C}_k^X, \mathcal{C}_k^X) + b \cdot |\Lambda_X| + C, \end{aligned} \quad (4)$$

where C is independent of the choice of X . \square

B. Proof of Lemma 2

Using the Chernoff bound, we have

$$\mathbb{P}\left(\sum_{d=2}^W a_d \sum_{j=1}^{K_d} (B_{dj} - A_{dj}) + b \sum_{i=1}^L P_i(2\Theta_i - 1) \geq -y\right) \quad (5)$$

$$\leq \inf_{t>0} e^{ty} \cdot \mathbb{E}\left[e^{\sum_{d=2}^W t \sum_{j=1}^{K_d} a_d (B_{dj} - A_{dj}) + t \sum_{i=1}^L b P_i(2\Theta_i - 1)}\right] \quad (6)$$

$$= \inf_{t>0} e^{ty} \prod_{d=2}^W \mathbb{M}_1(t)^{K_d} \cdot \mathbb{M}_2(t)^L, \quad (7)$$

where $\mathbb{M}_1(t) \triangleq \mathbb{M}_{a_d(B_{d1}-A_{d1})}(t)$ and $\mathbb{M}_2(t) \triangleq \mathbb{M}_{bP_1(2\Theta_1-1)}(t)$. Using the definitions of a_d and b , we obtain

$$\begin{aligned} \mathbb{M}_1(t) &= \alpha_d \beta_d + (1-\alpha_d)(1-\beta_d) + (1-\alpha_d)\beta_d \left(\frac{(1-\beta_d)\alpha_d}{(1-\alpha_d)\beta_d}\right)^t \\ &\quad + (1-\beta_d)\alpha_d \left(\frac{(1-\beta_d)\alpha_d}{(1-\alpha_d)\beta_d}\right)^{-t}, \\ \mathbb{M}_2(t) &= 1-p+p\theta \left(\frac{1-\theta}{\theta}\right)^t + p(1-\theta) \left(\frac{1-\theta}{\theta}\right)^{-t}. \end{aligned} \quad (8)$$

Through simple calculations, it can be demonstrated that $\frac{1}{2} = \arg \min_{t>0} \mathbb{M}_1(t)$ and $\frac{1}{2} = \arg \min_{t>0} \mathbb{M}_2(t)$. Thus, Eqn. (7) is further upper-bounded by

$$\begin{aligned} e^{\frac{1}{2}y} \cdot \prod_{d=2}^W \mathbb{M}_1(1/2)^{K_d} \cdot \mathbb{M}_2(1/2)^L \\ = e^{\frac{1}{2}y + \sum_{d=2}^W K_d \log \mathbb{M}_1(1/2) + L \log \mathbb{M}_2(1/2)} \\ = \exp\left\{\frac{1}{2}y + \sum_{d=2}^W K_d \cdot 2 \log\left(\sqrt{\alpha_d \beta_d} + \sqrt{(1-\alpha_d)(1-\beta_d)}\right)\right. \\ \left.+ L \log\left(2p\sqrt{(1-\theta)\theta} + 1-p\right)\right\} \\ \stackrel{(i)}{=} \exp\left\{\frac{1}{2}y + \sum_{d=2}^W K_d \cdot 2 \log\left(\sqrt{\alpha_d \beta_d} + \left(1 - \frac{1}{2}\alpha_d + O(\alpha_d^2)\right)\right)\right. \\ \left.\cdot \left(1 - \frac{1}{2}\beta_d + O(\beta_d^2)\right) + L \log\left(2p\sqrt{(1-\theta)\theta} + 1-p\right)\right\} \\ \stackrel{(ii)}{=} \exp\left\{\frac{1}{2}y + \sum_{d=2}^W K_d \cdot 2 \left(\sqrt{\alpha_d \beta_d} - \frac{1}{2}\alpha_d - \frac{1}{2}\beta_d + O(\alpha_d^2 + \beta_d^2)\right)\right. \\ \left.+ L \left(p(2\sqrt{(1-\theta)\theta} - 1) + O(p^2)\right)\right\} \\ = \exp\left\{\frac{1}{2}y - \sum_{d=2}^W K_d \left((\sqrt{\alpha_d} - \sqrt{\beta_d})^2 + O(\alpha_d^2 + \beta_d^2)\right)\right. \\ \left.- L \left(p(\sqrt{1-\theta} - \sqrt{\theta})^2 + O(p^2)\right)\right\} \\ = \exp\left\{\frac{1}{2}y - \sum_{d=2}^W (1+o(1))K_d I_d - (1+o(1))L p I_\theta\right\}, \end{aligned} \quad (9)$$

where (i) and (ii) follow from the facts that $\sqrt{1-x} = 1 - \frac{1}{2}x + O(x^2)$ and $\log(1+x) = x + O(x^2)$ as $x \rightarrow 0$.

□

Next, we prove that for a suitable value of ξ ,

C. Proof of Lemma 3

Let $Y_{dj} \triangleq a_d(B_{dj} - A_{dj})$ and $Z_k \triangleq bP_k(2\Theta_k - 1)$. The distribution of Y_{dj} is denoted by $p_{Y_{dj}}(\cdot)$, which is identical to $p_{Y_{d1}}(\cdot)$ since $\{Y_{dj}\}_{j=1}^{K_d}$ are independent and identically distributed random variables. Similarly, we denote the distribution of Z_k by $p_{Z_k}(\cdot)$, which is identical to $p_{Z_1}(\cdot)$. For any $\xi > 0$, we have

$$\begin{aligned}
& \mathbb{P} \left(\sum_{d=2}^W a_d \sum_{j=1}^{K_d} (B_{dj} - A_{dj}) + b \sum_{i=1}^L P_i(2\Theta_i - 1) \geq 0 \right) \\
&= \sum_{\{y_{dj}\}, \{z_k\}: \sum_{d,j} y_{dj} + \sum_k z_k > 0} \prod_{d=2}^W \prod_{j=1}^{K_d} p_{Y_{d1}}(y_{dj}) \prod_{k=1}^L p_{Z_1}(z_k) \\
&\geq \sum_{\{y_{dj}\}, \{z_k\}: \sum_{d,j} y_{dj} + \sum_k z_k < \xi} \prod_{d=2}^W \prod_{j=1}^{K_d} p_{Y_{d1}}(y_{dj}) \prod_{k=1}^L p_{Z_1}(z_k) \\
&\stackrel{(i)}{\geq} \frac{\left(\prod_{d=2}^W \mathbb{M}_{Y_{d1}}(1/2)^{K_d} \right) \mathbb{M}_{Z_1}(1/2)^L}{e^{\frac{1}{2}\xi}} \\
&\quad \cdot \sum_{\{y_{dj}\}, \{z_k\}: \sum_{d,j} y_{dj} + \sum_k z_k < \xi} \left(\prod_{d=2}^W \prod_{j=1}^{K_d} \frac{e^{\frac{1}{2}y_{dj}} p_{Y_{d1}}(y_{dj})}{\mathbb{M}_{Y_{d1}}(1/2)} \right. \\
&\quad \cdot \left. \prod_{k=1}^L \frac{e^{\frac{1}{2}z_k} p_{Z_1}(z_k)}{\mathbb{M}_{Z_1}(1/2)} \right) \\
&= \exp \left\{ \sum_{d=2}^W K_d \log \mathbb{M}_{Y_{d1}}(1/2) + L \log \mathbb{M}_{Z_1}(1/2) - \frac{1}{2}\xi \right\} \\
&\quad \cdot \sum_{\{y_{dj}\}, \{z_k\}: \sum_{d,j} y_{dj} + \sum_k z_k < \xi} \left(\prod_{d=2}^W \prod_{j=1}^{K_d} \frac{e^{\frac{1}{2}y_{dj}} p_{Y_{d1}}(y_{dj})}{\mathbb{M}_{Y_{d1}}(1/2)} \right. \\
&\quad \cdot \left. \prod_{k=1}^L \frac{e^{\frac{1}{2}z_k} p_{Z_1}(z_k)}{\mathbb{M}_{Z_1}(1/2)} \right) \\
&\stackrel{(ii)}{=} \exp \left\{ \sum_{d=2}^W K_d \log \mathbb{M}_{Y_{d1}}(1/2) + L \log \mathbb{M}_{Z_1}(1/2) - \frac{1}{2}\xi \right\} \\
&\quad \cdot \mathbb{P} \left(0 < \sum_{d=2}^W \sum_{j=1}^{K_d} V_{dj} + \sum_{k=1}^L W_k < \xi \right), \tag{10}
\end{aligned}$$

where (i) holds since $e^{\frac{1}{2}(\sum_{d,j} y_{dj} + \sum_k z_k)} \leq e^{\frac{1}{2}\xi}$ when $\sum_{d,j} y_{dj} + \sum_k z_k < \xi$; at (ii), we define new i.i.d. random variables $\{V_{dj}\}_{j=1}^{K_d}$ with distribution $p_{V_{d1}}(x) = \frac{e^{\frac{1}{2}x} p_{Y_{d1}}(x)}{\mathbb{M}_{Y_{d1}}(1/2)}$, and $\{W_k\}_{k=1}^L$ with distribution $p_{W_1}(x) = \frac{e^{\frac{1}{2}x} p_{Z_1}(x)}{\mathbb{M}_{Z_1}(1/2)}$. By Eqn. (9), we get

$$\exp \left\{ \sum_{d=2}^W K_d \log \mathbb{M}_{Y_{d1}}(1/2) + L \log \mathbb{M}_{Z_1}(1/2) - \frac{1}{2}\xi \right\} \tag{11}$$

$$= \exp \left\{ -\frac{1}{2}\xi - \sum_{d=2}^W (1 + o(1))K_d I_d - (1 + o(1))L p I_\theta \right\} \tag{12}$$

$$\mathbb{P} \left(0 < \sum_{d=2}^W \sum_{j=1}^{K_d} V_{dj} + \sum_{k=1}^L W_k < \xi \right) < \frac{1}{4}.$$

By Eqn. (9), we have $\mathbb{M}_{Y_{d1}} = \left(\sqrt{\alpha_d \beta_d} + \sqrt{(1-\alpha_d)(1-\beta_d)} \right)^2$ and $\mathbb{M}_{Z_1}(1/2) = 2p\sqrt{(1-\theta)\theta} + 1 - p$. Then, the distribution of V_{d1} and W_1 equals:

$$\begin{aligned}
\mathbb{P} \left(V_{d1} = \log \left(\frac{(1-\beta_d)\alpha_d}{(1-\alpha_d)\beta_d} \right) \right) &= \mathbb{P} \left(V_{d1} = -\log \left(\frac{(1-\beta_d)\alpha_d}{(1-\alpha_d)\beta_d} \right) \right) \\
&= \frac{\sqrt{(1-\alpha_d)(1-\beta_d)\alpha_d\beta_d}}{\left(\sqrt{\alpha_d\beta_d} + \sqrt{(1-\alpha_d)(1-\beta_d)} \right)^2}, \\
\mathbb{P}(V_{d1} = 0) &= \frac{\alpha_d\beta_d + (1-\alpha_d)(1-\beta_d)}{\left(\sqrt{\alpha_d\beta_d} + \sqrt{(1-\alpha_d)(1-\beta_d)} \right)^2}
\end{aligned}$$

and

$$\begin{aligned}
\mathbb{P} \left(W_1 = \log \left(\frac{1-\theta}{\theta} \right) \right) &= \mathbb{P} \left(W_1 = -\log \left(\frac{1-\theta}{\theta} \right) \right) \\
&= \frac{p\sqrt{\theta(1-\theta)}}{2p\sqrt{\theta(1-\theta)} + 1 + p}, \\
\mathbb{P}(W_1 = 0) &= \frac{1-p}{2p\sqrt{\theta(1-\theta)} + 1 + p}.
\end{aligned}$$

Thus, simple calculations yield

$$\begin{aligned}
\mathbb{E}[V_{d1}] &= \mathbb{E}[W_1] = 0 \\
\mathbb{E}[V_{d1}^2] &= \left(\log \left(\frac{(1-\beta_d)\alpha_d}{(1-\alpha_d)\beta_d} \right) \right)^2 \cdot \frac{\alpha_d\beta_d + (1-\alpha_d)(1-\beta_d)}{\left(\sqrt{\alpha_d\beta_d} + \sqrt{(1-\alpha_d)(1-\beta_d)} \right)^2} \\
&= O \left(\sqrt{\alpha_d\beta_d} \right) \\
\mathbb{E}[W_1^2] &= \left(\log \left(\frac{1-\theta}{\theta} \right) \right)^2 \cdot \frac{p\sqrt{\theta(1-\theta)}}{2p\sqrt{\theta(1-\theta)} + 1 + p} = O(p) \\
\mathbb{E} \left[\left(\sum_{d=2}^W \sum_{j=1}^{K_d} V_{dj} + \sum_{k=1}^L W_k \right)^2 \right] &= \sum_{d=2}^W \sum_{j=1}^{K_d} \mathbb{E}[V_{dj}^2] + \sum_{k=1}^L \mathbb{E}[W_k^2] \\
&= \sum_{d=2}^W K_d \mathbb{E}[V_{d1}^2] + L \mathbb{E}[W_1^2] = \sum_{d=2}^W O \left(\sqrt{\alpha_d\beta_d K_d} \right) + O(pL). \tag{13}
\end{aligned}$$

Let $\xi = \max \{ pL, \sqrt{\alpha_d\beta_d} K_d \}^{3/4}$. By Eqn. (13) and the

Chebyshev's inequality, we have

$$\begin{aligned}
& \mathbb{P} \left(0 < \sum_{d=2}^W \sum_{j=1}^{K_d} V_{dj} + \sum_{k=1}^L W_k < \max \left\{ pL, \sqrt{\alpha_d \beta_d} K_d \right\}^{3/4} \right) \\
&= \frac{1}{2} \\
&- \mathbb{P} \left(\left(\sum_{d=2}^W \sum_{j=1}^{K_d} V_{dj} + \sum_{k=1}^L W_k \right)^2 \geq \max \left\{ pL, \sqrt{\alpha_d \beta_d} K_d \right\}^{3/2} \right) \\
&\geq \frac{1}{2} - \frac{\sum_{d=2}^W \sum_{j=1}^{K_d} \mathbb{E}[V_{dj}^2] + \sum_{k=1}^L \mathbb{E}[W_k^2]}{\max \left\{ pL, \sqrt{\alpha_d \beta_d} K_d \right\}^{3/2}} \\
&= \frac{1}{2} - \frac{\sum_{d=2}^W O(\sqrt{\alpha_d \beta_d} K_d) + O(pL)}{\max \left\{ pL, \sqrt{\alpha_d \beta_d} K_d \right\}^{3/2}} \\
&= \frac{1}{2} - \frac{O(\max \left\{ pL, \sqrt{\alpha_d \beta_d} K_d \right\})}{\max \left\{ pL, \sqrt{\alpha_d \beta_d} K_d \right\}^{3/2}} \stackrel{(i)}{\rightarrow} \frac{1}{2} > \frac{1}{4},
\end{aligned} \tag{14}$$

where (i) follows from the fact that $\max \left\{ \sqrt{\alpha_d \beta_d} K_d, pL \right\} = \omega(1)$. Substituting Eqn. (11) and Eqn. (14) into Eqn. (10), we obtain the lower bound in Lemma 3. \square

D. Proof of Lemma 4

According to the definition of $Y \sim \text{Binom}(\tau n, p)$, we have

$$\mathbb{P} \left(Y \geq \frac{cnp}{\log \frac{1}{\tau}} \right) = \sum_{i \geq \frac{cnp}{\log \frac{1}{\tau}}} \mathbb{P}(Y = i) \tag{15}$$

$$= \sum_{i \geq \frac{cnp}{\log \frac{1}{\tau}}} \binom{\tau n}{i} p^i (1-p)^{\tau n - i}. \tag{16}$$

Due to the inequalities $\binom{a}{b} \leq \left(\frac{ea}{b}\right)^b$ and $1-a \leq e^{-a}$, the right-hand side of Eqn. (16) is further upper-bounded by

$$\begin{aligned}
& e^{-\tau np} \sum_{i \geq \frac{cnp}{\log \frac{1}{\tau}}} \left(\frac{e\tau n}{i}\right)^i p^i (1-p)^{-i} \stackrel{(i)}{\leq} \sum_{i \geq \frac{cnp}{\log \frac{1}{\tau}}} \left(\frac{2e\tau np}{i}\right)^i \\
&\leq \sum_{i \geq \frac{cnp}{\log \frac{1}{\tau}}} \left(\frac{2e\tau np}{\log \frac{1}{\tau}}\right)^i \stackrel{(ii)}{\leq} \sum_{i \geq \frac{cnp}{\log \frac{1}{\tau}}} \left(\frac{2e\sqrt{\tau}}{c}\right)^i \stackrel{(iii)}{\leq} 2 \left(\frac{2e\sqrt{\tau}}{c}\right)^{\frac{cnp}{\log \frac{1}{\tau}}} \\
&= 2 \exp \left(-\log \left(\frac{c}{2e\sqrt{\tau}} \right) \frac{cnp}{\log \frac{1}{\tau}} \right) \stackrel{(iv)}{\leq} 2 \exp \left(-\frac{cnp}{2} \right),
\end{aligned}$$

where (i) follows from the fact $1-p \geq 1/2$; (ii) holds since $\tau \log \frac{1}{\tau} \leq \sqrt{\tau}$ when $0 < \tau \leq 1$; (iii) follows due to the inequality $\sum_{i > b} a^i \leq \frac{a^b}{1-a} \leq 2a^b$ for $0 < a < 1/2$; (iv) holds since $c \geq 2e$. \square

E. Proof of Lemma 5

We first prove that for a specific user $i \in [n]$ that belongs to cluster $a \in [K]$, the statement

$$\mathbb{P}(L(i; \mathcal{C}_a) - L(i; \mathcal{C}_{\bar{a}}) \leq \tau \log n) = O(n^{-1-\epsilon/2})$$

holds for any $\bar{a} \in [K]$ such that $\bar{a} \neq a$. According to the expression of local log-likelihood function, and recall that $a_d = \log \left(\frac{\alpha_d(1-\beta_d)}{\beta_d(1-\alpha_d)} \right)$ and $b = \log \left(\frac{1-\theta}{\theta} \right)$, we have

$$\begin{aligned}
& \mathbb{P} \left(L(i; \mathcal{C}_a) - L(i; \mathcal{C}_{\bar{a}}) \leq \tau \log n \right) \\
&= \mathbb{P} \left(\sum_{d=2}^W a_d \cdot (h_d(\{i\}, \mathcal{C}_a) - h_d(\{i\}, \mathcal{C}_{\bar{a}})) + b(|\Lambda(v_a)| - |\Lambda(v_{\bar{a}})|) \leq \tau \log n \right) \\
&\leq \mathbb{P} \left(\sum_{d=2}^W a_d \sum_{j=1}^{\binom{n/K-1}{d-1}} (B_{dj} - A_{dj}) + \sum_{j=1}^{\binom{n/K}{d-1} - \binom{n/K-1}{d-1}} B'_{dj} \right. \\
&\quad \left. + b \sum_{j=1}^{\gamma m} P_i(2\Theta_i - 1) \geq -\tau \log n \right) \\
&\stackrel{(i)}{\leq} \mathbb{P} \left(\sum_{d=2}^W a_d \sum_{j=1}^{\binom{n/K-1}{d-1}} (B_{dj} - A_{dj}) + b \sum_{j=1}^{\gamma m} P_i(2\Theta_i - 1) \right. \\
&\quad \left. \geq -\tau \log n - o(\log n) \right),
\end{aligned} \tag{17}$$

where $\{A_{dj}\}_j \stackrel{\text{i.i.d.}}{\sim} \text{Bern}(\alpha_d)$, $\{B_{dj}\}_j, \{B'_{dj}\}_j \stackrel{\text{i.i.d.}}{\sim} \text{Bern}(\beta_d)$, $\{P_i\}_i \stackrel{\text{i.i.d.}}{\sim} \text{Bern}(p)$ and $\{\Theta_i\}_i \stackrel{\text{i.i.d.}}{\sim} \text{Bern}(\theta)$. Moreover, (i) follows from the fact $\gamma m = \min_{i,j \in [K]: i \neq j} \|v_i - v_j\|_0$; (ii) is true since $\sum_{d=2}^W \sum_{j=1}^{\binom{n/K}{d-1} - \binom{n/K-1}{d-1}} B'_{dj} = o(\log n)$. According to Lemma 2, the above expression is further upper-bounded by

$$\begin{aligned}
& \exp \left\{ \frac{1}{2} \tau \log n + \frac{1}{2} o(\log n) - (1+o(1)) \sum_{d=2}^W \frac{\binom{n-1}{d-1}}{K^{d-1}} I_d \right. \\
&\quad \left. - (1+o(1)) \gamma m p I_\theta \right\} \\
&\stackrel{(i)}{\leq} \exp \left(\frac{1}{2} \tau \log n - (1+o(1))(1+\epsilon) \log n \right) = n^{-1-\epsilon+\frac{1}{2}\tau},
\end{aligned}$$

where (i) follows from the fact $\lim_{n \rightarrow \infty} \frac{\binom{n-1}{d-1}}{K^{d-1}} = \frac{\binom{n-1}{d-1}}{K^{d-1}}$ and the condition $\sum_{d=2}^W \frac{\binom{n-1}{d-1}}{K^{d-1}} I_d + \gamma m p I_\theta \geq (1+\epsilon) \log n$. By choosing τ to be sufficiently small (e.g. $\tau = \epsilon$) and then taking a union bound over all the n users, we complete the proof of Lemma 5. \square

F. Proof of Lemma 6

For a fixed $\{\mathcal{C}_k^z\}_{k \in [K]} \in \mathcal{Z}_\delta$, we say user i is *bad* if there exist an $\bar{a} \neq a$ satisfying $|L(i; \mathcal{C}_a^z, \mathcal{C}_{\bar{a}}^z) - L(i; \mathcal{C}_a, \mathcal{C}_{\bar{a}})| > \frac{\tau}{2} \log n$. Since there are at most $\binom{n}{\delta n} \cdot K^{\delta n}$ many partitions in \mathcal{Z}_δ , and $\binom{n}{\delta n} \cdot K^{\delta n} \leq n^{\delta n} \cdot K^{\delta n} \leq e^{K^{\delta n} \log n}$, it suffices to prove

$$\mathbb{P} \left(\sum_{i=1}^n \mathbf{1}\{i \text{ is bad}\} > \frac{\delta}{2} n \right) \leq O(e^{-(K+1)\delta n \log n}).$$

As the events $\{\mathbb{1}\{\text{user } i \text{ is bad}\}\}_{i=1}^n$ are *not* mutually independent, we adopt the technique of *decoupling analysis* [1] to handle this issue. First, note that

$$\begin{aligned}
& |L(i; \mathcal{C}_a^z, \mathcal{C}_{\bar{a}}^z) - L(i; \mathcal{C}_a, \mathcal{C}_{\bar{a}})| \\
&= \sum_{d=2}^W a_d \cdot |h_d(\{i\}, \mathcal{C}_a^z) - h_d(\{i\}, \mathcal{C}_a) - h_d(\{i\}, \mathcal{C}_{\bar{a}}^z) + h_d(\{i\}, \mathcal{C}_{\bar{a}})| \\
&= \sum_{d=2}^W a_d \cdot |h_d(\{i\}, \mathcal{C}_a^z \setminus \mathcal{C}_a) - h_d(\{i\}, \mathcal{C}_a \setminus \mathcal{C}_a^z) \\
&\quad - h_d(\{i\}, \mathcal{C}_{\bar{a}}^z \setminus \mathcal{C}_{\bar{a}}) + h_d(\{i\}, \mathcal{C}_{\bar{a}} \setminus \mathcal{C}_{\bar{a}}^z)| \\
&\leq \sum_{d=2}^W a_d \cdot (h_d(\{i\}, \mathcal{C}_a^z \Delta \mathcal{C}_a) + h_d(\{i\}, \mathcal{C}_{\bar{a}}^z \Delta \mathcal{C}_{\bar{a}})) \\
&\leq 2 \sum_{d=2}^W a_d \cdot \max \{h_d(\{i\}, \mathcal{C}_a^z \Delta \mathcal{C}_a), h_d(\{i\}, \mathcal{C}_{\bar{a}}^z \Delta \mathcal{C}_{\bar{a}})\},
\end{aligned} \tag{18}$$

where Δ represents the *symmetric difference* of two sets. Without loss of generality, we assume $\max\{h_d(\{i\}, \mathcal{C}_a^z \Delta \mathcal{C}_a), h_d(\{i\}, \mathcal{C}_{\bar{a}}^z \Delta \mathcal{C}_{\bar{a}})\} = h_d(\{i\}, \mathcal{C}_a^z \Delta \mathcal{C}_a)$, and the other case can be handled in a similar manner. Then we have the following upper bound

$$|L(i; \mathcal{C}_a^z, \mathcal{C}_{\bar{a}}^z) - L(i; \mathcal{C}_a, \mathcal{C}_{\bar{a}})| \leq 2 \sum_{d=2}^W a_d \cdot h_d(\{i\}, \mathcal{C}_a^z \Delta \mathcal{C}_a),$$

and the right-hand side can further be split as

$$2 \sum_{d=2}^W a_d \cdot ((\Delta_i^1)_d + (\Delta_i^2)_d),$$

where $(\Delta_i^1)_d \triangleq h_d(\{i\}, (\mathcal{C}_a^z \Delta \mathcal{C}_a) \cap \{1, 2, \dots, i\})$ and $(\Delta_i^2)_d \triangleq h_d(\{i\}, (\mathcal{C}_a^z \Delta \mathcal{C}_a) \setminus \{1, 2, \dots, i\})$. Thus, for each $x = 1, 2$, the set of variables $\{(\Delta_i^x)_d\}_{i=1}^n$ is mutually independent. Then, by defining $\mathbb{I}_i^x \triangleq \mathbb{1}\left\{\sum_{d=2}^W a_d (\Delta_i^x)_d > \frac{\tau}{4} \log n\right\}$ for $x = 1, 2$, we have

$$\begin{aligned}
& \mathbb{P}\left(\sum_{i=1}^n \mathbb{1}\{\text{user } i \text{ is bad}\} > \frac{\delta}{2} n\right) \\
&\leq \mathbb{P}\left(\left(\sum_{i=1}^n \mathbb{I}_i^1 > \frac{\delta}{4} n\right) \cup \left(\sum_{i=1}^n \mathbb{I}_i^2 > \frac{\delta}{4} n\right)\right) \\
&\leq \mathbb{P}\left(\sum_{i=1}^n \mathbb{I}_i^1 > \frac{\delta}{4} n\right) + \mathbb{P}\left(\sum_{i=1}^n \mathbb{I}_i^2 > \frac{\delta}{4} n\right).
\end{aligned}$$

In the following, we will prove that $\mathbb{P}\left(\sum_{i=1}^n \mathbb{I}_i^1 > \frac{\delta}{4} n\right) \leq O(e^{-(k+1)\delta n \log n})$, and the other term can be handled in a similar manner. For $\{\mathcal{C}_k^z\}_{k \in [K]} \in \mathcal{Z}_\delta$, note that $h_d(\{i\}, \mathcal{C}_a \Delta \mathcal{C}_a^z)$ consists of at most $\binom{\delta n}{d-1}$ independent random variables that are either $\text{Bern}(\alpha_d)$ or $\text{Bern}(\beta_d)$ and $\alpha_d > \beta_d$.

For any d , let $\{A_{di}\} \stackrel{\text{i.i.d.}}{\sim} \text{Bern}(\alpha_d)$. Hence,

$$\begin{aligned}
& \mathbb{P}\left(\sum_{d=2}^W a_d (\Delta_i^1)_d > \frac{\tau}{4} \log n\right) \\
&\leq \mathbb{P}\left(\sum_{d=2}^W a_d h_d(\{i\}, \mathcal{C}_a \Delta \mathcal{C}_a^z) > \frac{\tau}{4} \log n\right) \\
&\leq \mathbb{P}\left(\sum_{d=2}^W a_d \sum_{i=1}^{\binom{\delta n}{d-1}} A_{di} > \frac{\tau}{4} \log n\right) \\
&\leq \mathbb{P}\left(\bigcup_{d=2}^W \left\{a_d \sum_{i=1}^{\binom{\delta n}{d-1}} A_{di} > \frac{\tau}{4(W-1)} \log n\right\}\right) \\
&\stackrel{(i)}{\leq} \sum_{d=2}^W \mathbb{P}\left(a_d \sum_{i=1}^{\binom{\delta n}{d-1}} A_{di} > \frac{\tau}{4(W-1)} \log n\right)
\end{aligned} \tag{19}$$

where (i) follows from the fact that if $a_d \sum_{i=1}^{\binom{\delta n}{d-1}} A_{di} < \frac{\tau}{4(W-1)} \log n$ are true for all d , then $\sum_{d=2}^W a_d (\Delta_i^1)_d$ must be less than $\frac{\tau}{4} \log n$.

For any $2 \leq d \leq W$, a constant $l > 0$ is chosen. By using Lemma 4 with $c = \max\left\{5e, l \cdot \frac{2 \log n}{n^{d-1} \alpha_d}\right\}$, we obtain

$$\begin{aligned}
& \mathbb{P}\left(\sum_{i=1}^{\binom{\delta n}{d-1}} A_{di} \geq \frac{cn^{d-1} \alpha_d}{\log \frac{1}{\delta^{d-1}}}\right) \leq \mathbb{P}\left(\sum_{i=1}^{(\delta n)^{d-1}} A_{di} \geq \frac{cn^{d-1} \alpha_d}{\log \frac{1}{\delta^{d-1}}}\right) \\
&\leq 2 \exp\left(-\frac{cn^{d-1} \alpha_d}{2}\right) \leq 2n^{-l}.
\end{aligned} \tag{20}$$

Since $\lim_{\delta \rightarrow 0^+} \frac{1}{\log \frac{1}{\delta}} = 0$, there exists a sufficiently small $\delta' > 0$ such that whenever $\delta < \delta'$,

$$\frac{cn^{d-1} \alpha_d}{\log \frac{1}{\delta^{d-1}}} \leq \frac{\tau}{4(W-1) \alpha_d} \log n. \tag{21}$$

Thus, for $1 \leq i \leq n$ and $\delta < \delta'$,

$$\begin{aligned}
& \mathbb{P}(\mathbb{I}_i^1 = 1) = \mathbb{P}\left(\sum_{d=2}^W a_d (\Delta_i^1)_d > \frac{\tau}{4} \log n\right) \\
&\leq \sum_{d=2}^W \mathbb{P}\left(a_d \sum_{i=1}^{\binom{\delta n}{d-1}} A_{di} > \frac{\tau}{4(W-1)} \log n\right) \\
&\leq \sum_{d=2}^W 2n^{-l} = 2(W-1)n^{-l}.
\end{aligned} \tag{22}$$

By Chernoff-Hoeffding inequality [2], we get

$$\mathbb{P}\left(\sum_{i=1}^n \mathbb{I}_i^1 > \frac{\delta}{4} n\right) \leq \exp\left(-n \text{D}_{\text{KL}}\left(\frac{\delta}{4} \middle| \middle| 2(W-1)n^{-l}\right)\right). \tag{23}$$

Then, by taking a sufficient large value of l , we have

$$\begin{aligned}
& \text{D}_{\text{KL}} \left(\frac{\delta}{4} \middle| \middle| 2(W-1)n^{-l} \right) \\
&= \frac{\delta}{4} \log \left(\frac{\frac{\delta}{4}}{2(W-1)n^{-l}} \right) \\
&\quad + \left(1 - \frac{\delta}{4} \right) \log \left(\frac{1 - \frac{\delta}{4}}{1 - 2(W-1)n^{-l}} \right) \\
&\stackrel{(i)}{\geq} \frac{\delta}{4} \log \left(\frac{\frac{\delta}{4}}{2(W-1)n^{-l}} \right) + \log \left(1 - \frac{\delta}{4} \right) \\
&\stackrel{(ii)}{=} \frac{\delta}{4} \log \left(\frac{\delta n^l}{8(W-1)} \right) - \frac{\delta}{4} + O(\delta^2) \\
&\stackrel{(iii)}{\geq} \frac{\delta}{4} \cdot \{(l-1) \cdot \log n - (l-1) \cdot \log 8(W-1) - 1 + O(\delta^2)\} \\
&\geq (k+1)\delta n \log n
\end{aligned} \tag{24}$$

where (i) holds when $l > 1$ and $2(W-1)n^{-l} \leq n^{-1} \leq \frac{\delta}{4}$; (ii) follows from the fact that $\log(1-x) = -x + O(x^2)$ as $x \rightarrow 0$; and (iii) follows since $\delta \geq n^{-1}$.

Thus, we obtain

$$\mathbb{P} \left(\sum_{i=1}^n \mathbb{I}_i^1 > \frac{\delta}{4} n \right) \leq \exp(-(k+1)\delta n \log n).$$

G. Proof of Lemma 7

For simplicity, we define $\deg(i)_d \triangleq h_d(\{i\}, [n] \setminus \{i\})$, and $\mathcal{U}(i) \triangleq \{j \in [m] : (i, j) \in \mathcal{U}\}$. Also recall that $a'_d \triangleq \log \left(\frac{\alpha'_d(1-\beta'_d)}{\beta'_d(1-\alpha'_d)} \right)$ and $b' \triangleq \log \left(\frac{1-\theta'}{\theta'} \right)$. Note that

$$\begin{aligned}
& |L'(i; \mathcal{C}_a^{(t)}, \mathcal{C}_{\bar{a}}^{(t)}) - L(i; \mathcal{C}_a^{(t)}, \mathcal{C}_{\bar{a}}^{(t)})| \\
&\leq \sum_{d=2}^W |a_d - a'_d| \cdot \left(h_d(\{i\}, \mathcal{C}_a^{(t)}) + h_d(\{i\}, \mathcal{C}_{\bar{a}}^{(t)}) \right) \\
&\quad + |b - b'| \cdot \left(|\Lambda_i(v_a)| + |\Lambda_i(v_{\bar{a}})| \right) \\
&\leq \sum_{d=2}^W 2|a_d - a'_d| \cdot \deg(i)_d + 2|b - b'| \cdot |\mathcal{U}(i)|.
\end{aligned} \tag{25}$$

For any $2 \leq d \leq W$, $\deg(i)_d$ is dominated by $\sum_{i=1}^{\binom{n-1}{d-1}} A_{di}$, where $\{A_{di}\}_{i=1}^{\binom{n-1}{d-1}} \stackrel{\text{i.i.d.}}{\sim} \text{Bern}(\alpha_d)$. Then, by applying a standard large deviation inequality (e.g., the Bernstein's inequality), we have that for all $t > 0$,

$$\mathbb{P}(\deg(i)_d > t) \leq \mathbb{P} \left(\sum_{i=1}^{\binom{n-1}{d-1}} A_{di} > t \right) \leq 2 \exp \left(\frac{-\frac{1}{2}t^2}{\binom{n-1}{d-1}\alpha_d + t} \right).$$

Since $\alpha_d = \Theta \left((\log n) / \binom{n-1}{d-1} \right)$, by taking $t = c_1 \log n$ for a sufficiently large $c_1 > 0$, we obtain

$$\mathbb{P}(\deg(i)_d > c_1 \log n) \leq o(n^{-1}).$$

Then by taking a union bound over all the users, we can ensure that $\sum_{d=2}^W \deg(i)_d \leq c_1 \log n$ for all $i \in [n]$ with high probability. Similarly, due to the assumptions $p = \Theta \left(\frac{\log m}{n} + \frac{\log n}{m} \right)$

and $m = O(n)$, one can prove that there exists a positive constant c_2 such that $|\mathcal{U}(i)| \leq c_2 \log n$ holds for all $i \in [n]$.

Thus, Eqn. (25) is further upper-bounded by

$$2 \sum_{d=2}^W |a_d - a'_d| \cdot c_1 \log n + 2|b - b'| \cdot c_2 \log n.$$

Then, it suffices to prove:

- (i) For every $2 \leq d \leq W$, $|a_d - a'_d| \leq \frac{\tau}{8(W-1)c_1}$ with high probability;
- (ii) $|b - b'| \leq \frac{\tau}{8c_2}$ with high probability.

Since the proof of (ii) is similar to (i), we only give the proof of (i) here. Note that, for any d ,

$$\begin{aligned}
& |a_d - a'_d| \\
&\leq \left| \log \frac{\alpha'_d}{\alpha_d} \right| + \left| \log \frac{\beta'_d}{\beta_d} \right| + \left| \log \frac{1 - \alpha'_d}{1 - \alpha_d} \right| + \left| \log \frac{\beta'_d}{\beta_d} \right| \\
&= \left| \log \left(1 + \frac{\alpha'_d - \alpha_d}{\alpha_d} \right) \right| + \left| \log \left(1 + \frac{\beta'_d - \beta_d}{\beta_d} \right) \right| \\
&\quad + \left| \log \left(1 - \frac{\alpha'_d - \alpha_d}{1 - \alpha_d} \right) \right| + \left| \log \left(1 - \frac{\beta'_d - \beta_d}{1 - \beta_d} \right) \right|.
\end{aligned} \tag{27}$$

Here, we introduce another lemma to complete the proof.

□ *Lemma 1:* Let $\eta \triangleq \max_{k \in [K]} \frac{|\mathcal{C}_k^{(t)} \setminus \mathcal{C}_k|}{\eta}$. For a sufficiently small η , both $\left| \frac{\alpha'_d - \alpha_d}{\alpha_d} \right| = O(\eta)$ and $\left| \frac{\beta'_d - \beta_d}{\beta_d} \right| = O(\eta)$ holds with high probability.

Proof: We provide the proof after finishing the proofs of Lemmas 8 and 9. □

According to Lemma 10, Eqn. (27) is upper-bounded by $O(\eta)$. Since Stage 1 guarantees $\eta = O(1)$, the proof of Lemma 7 is completed. □

H. Proof of Lemma 8

For any hypergraph HG_d , let $\{A_{di}\}_i \stackrel{\text{i.i.d.}}{\sim} \text{Bern}(\alpha_d)$, $\{B_{di}\}_i \stackrel{\text{i.i.d.}}{\sim} \text{Bern}(\beta_d)$ be the set of Bernoulli variables. Then, we denote the set of nodes that are deleted in step (ii) by \mathcal{F} . Since $\alpha_d \leq \beta_d$, we have

$$|\mathcal{F}| \leq \sum_{d=2}^W d \sum_{i=1}^{\binom{4r}{d}} A_{di}.$$

Hence, by the Markov's inequality,

$$\begin{aligned}
\mathbb{P}(|\mathcal{U}_d| \geq 3r) &= 1 - \mathbb{P}(|\mathcal{F}| \geq r) \geq 1 - \frac{\mathbb{E}[|\mathcal{F}|]}{r} \\
&\geq 1 - \frac{\mathbb{E}[\sum_{d=2}^W d \sum_{i=1}^{\binom{4r}{d}} A_{di}]}{r} \\
&= 1 - \frac{\sum_{d=2}^W d \binom{4r}{d} \alpha_d}{\frac{n}{\log^3 n}} = 1 - o(1).
\end{aligned} \tag{28}$$

This completes the proof. □

I. Proof of Lemma 9

To prove Lemma 9, it suffices to show that

$$L((R^{(i_1)})^{(i_2)}) - L(R') \geq L(R^{(i_1)}) - L(R') + L(R^{(i_2)}) - L(R').$$

Let $\mathcal{C}_1^{i_1 i_2}$ represent the cluster that is identical to cluster \mathcal{C}_1 except that user i_1 (which belongs to \mathcal{C}_1) is removed while user i_2 (which belongs to \mathcal{C}_2) is added. Similarly, let $\mathcal{C}_2^{i_1 i_2}$ represent the cluster that is identical to cluster \mathcal{C}_2 except that user i_2 is removed while user i_1 is added. By Lemma 1, we have

$$\begin{aligned} L((R^{(i_1)})^{(i_2)}) - L(R') &= \sum_{d=2}^W a_d \left(h_d(\mathcal{C}_1^{i_1 i_2}, \mathcal{C}_1^{i_1 i_2}) - h_d(\mathcal{C}_1, \mathcal{C}_1) \right) \\ &+ h_d(\mathcal{C}_2^{i_1 i_2}, \mathcal{C}_2^{i_1 i_2}) - h_d(\mathcal{C}_2, \mathcal{C}_2) + b(|\Lambda_{(R^{(i_1)})^{(i_2)}}| - |\Lambda_{R'}|). \end{aligned} \quad (29)$$

By the definition of $|\Lambda_X|$, we have

$$|\Lambda_{(R^{(i)})^{(j)}}| - |\Lambda_{R'}| = (|\Lambda_{R^{(i)}}| - |\Lambda_{R'}|) + (|\Lambda_{R^{(j)}}| - |\Lambda_{R'}|). \quad (30)$$

Let $\mathcal{C}_1^{i_1}$ be the cluster that is identical to \mathcal{C}_1 except that user i_1 is removed, and $\mathcal{C}_2^{i_1}$ be the cluster that is identical to \mathcal{C}_2 except that user i_1 is added. The clusters $\mathcal{C}_2^{i_1}$ and $\mathcal{C}_2^{i_2}$ are defined similarly. Note that

$$\begin{aligned} h_d(\mathcal{C}_1^{i_1 i_2}, \mathcal{C}_1^{i_1 i_2}) &= h_d(\mathcal{C}_1^{i_1}, \mathcal{C}_1^{i_1}) + h_d(\{i_2\}, \mathcal{C}_1^{i_1}), \\ h_d(\mathcal{C}_2^{i_1 i_2}, \mathcal{C}_2^{i_1 i_2}) &= h_d(\mathcal{C}_2^{i_1}, \mathcal{C}_2^{i_1}) + h_d(\{i_1\}, \mathcal{C}_2^{i_1}), \end{aligned}$$

$$\begin{aligned} L(R^{(i_1)}) - L(R') &= \sum_{d=2}^W a_d \left(h_d(\mathcal{C}_1^{i_1}, \mathcal{C}_1^{i_1}) - h_d(\mathcal{C}_1, \mathcal{C}_1) \right) \\ &+ b(|\Lambda_{R^{(i_1)}}| - |\Lambda_{R'}|), \\ L(R^{(i_2)}) - L(R') &= \sum_{d=2}^W a_d \left(h_d(\mathcal{C}_2^{i_2}, \mathcal{C}_2^{i_2}) - h_d(\mathcal{C}_2, \mathcal{C}_2) \right) \\ &+ b(|\Lambda_{R^{(i_2)}}| - |\Lambda_{R'}|). \end{aligned}$$

Hence, we have

$$\begin{aligned} &L((R^{(i_1)})^{(i_2)}) - L(R') \\ &\quad - \left(L(R^{(i_1)}) - L(R') + L(R^{(i_2)}) - L(R') \right) \\ &= \sum_{d=2}^W a_d \left(h_d(\{i_2\}, \mathcal{C}_1^{i_1}) + h_d(\{i_1\}, \mathcal{C}_2^{i_2}) \right) > 0. \end{aligned}$$

This completes the proof. \square

J. Proof of Lemma 10

Here, we will only prove $\left| \frac{\alpha'_d - \alpha_d}{\alpha_d} \right| = O(\eta)$, since the proof of $\left| \frac{\beta'_d - \beta_d}{\beta_d} \right| = O(\eta)$ follows similarly. Note that

$$h_d(\mathcal{C}_k^{(t)}, \mathcal{C}_k^{(t)}) = \sum_{i=1}^{\binom{(1/K-d-\eta)n}{d} + \binom{\eta n}{d}} A_i + \sum_{i=1}^{\binom{(n/K)-\binom{(1/K-\eta)n}{d}-\binom{\eta n}{d}}{d}} B_i, \quad (31)$$

where $\{A_i\} \stackrel{\text{i.i.d.}}{\sim} \text{Bern}(\alpha_d)$ and $\{B_i\} \stackrel{\text{i.i.d.}}{\sim} \text{Bern}(\beta_d)$. We define $\gamma \triangleq \frac{\binom{(n/K)-\binom{(1/K-\eta)n}{d}-\binom{\eta n}{d}}{\binom{(n/K)}{d}}}{\binom{(n/K)}{d}}$ for simplicity, and one can show that $\gamma = O(\eta)$. Then, by the triangle inequality, we have

$$\begin{aligned} &\left| \frac{1}{K} \alpha_d - \frac{h_d(\mathcal{C}_k^{(t)}, \mathcal{C}_k^{(t)})}{K \binom{(n/K)}{d}} \right| \\ &\leq \left| \frac{(1-\gamma)}{K} \alpha_d - \frac{1}{K \binom{(n/K)}{d}} \sum_{i=1}^{\binom{(1-\gamma)(n/K)}{d}} A_i \right| + \frac{\gamma}{K} \alpha_d \quad (32) \\ &\quad + \frac{1}{K \binom{(n/K)}{d}} \sum_{i=1}^{\gamma \binom{(n/K)}{d}} B_i. \end{aligned}$$

By Chernoff-Hoeffding inequality, for any $l > 0$, we have

$$\begin{aligned} &\mathbb{P} \left(\left| \frac{(1-\gamma)}{K} \alpha_d - \frac{1}{K \binom{(n/K)}{d}} \sum_{i=1}^{\binom{(1-\gamma)(n/K)}{d}} A_i \right| \geq \frac{(1-\gamma)}{K} l \alpha_d \right) \\ &\leq \exp \left(-(1-\gamma) \binom{(n/K)}{d} D_{KL} \left(\alpha_d + \gamma \alpha_d \parallel \alpha_d \right) \right). \end{aligned} \quad (33)$$

Since $D_{KL} \left(\alpha_d + \gamma \alpha_d \parallel \alpha_d \right) = \Theta(l \alpha_d)$ and $\alpha_d = \Theta \left(\frac{\log n}{\binom{n-1}{d-1}} \right)$, Eqn. (33) is upper-bounded by

$$\begin{aligned} &\mathbb{P} \left(\left| \frac{(1-\gamma)}{K} \alpha_d - \frac{1}{K \binom{(n/K)}{d}} \sum_{i=1}^{\binom{(1-\gamma)(n/K)}{d}} A_i \right| \geq \frac{1-\gamma}{K} l \alpha_d \right) \\ &\leq \exp \left(-(1-\gamma) \binom{(n/K)}{d} l \frac{\log n}{\binom{n-1}{d-1}} \right) = o(n^{-1}). \end{aligned} \quad (34)$$

Setting $l = \frac{K\gamma}{1-\gamma}$, we have

$$\mathbb{P} \left(\left| \frac{(1-\gamma)}{K} \alpha_d - \frac{1}{K \binom{(n/K)}{d}} \sum_{i=1}^{\binom{(1-\gamma)(n/K)}{d}} A_i \right| \leq \gamma \alpha_d \right) = 1 - o(1). \quad (35)$$

By applying Bernstein's inequality, the following statement holds with high probability,

$$\frac{1}{K \binom{(n/K)}{d}} \sum_{i=1}^{\gamma \binom{(n/K)}{d}} B_i \leq K \beta_d = O(\alpha_d). \quad (36)$$

Substitute (35) and (36) into (32), we obtain $\left| \frac{1}{K} \alpha_d - \frac{h_d(\mathcal{C}_k^{(t)}, \mathcal{C}_k^{(t)})}{K \binom{(n/K)}{d}} \right| = O(\eta) \alpha_d$. Then we have

$$|\alpha_d - \alpha'_d| \leq \sum_{k \in [K]} \left| \frac{1}{K} \alpha_d - \frac{h_d(\mathcal{C}_k^{(t)}, \mathcal{C}_k^{(t)})}{K \binom{(n/K)}{d}} \right| = O(\eta) \alpha_d,$$

which completes the proof of $\left| \frac{\alpha'_d - \alpha_d}{\alpha_d} \right| = O(\eta)$. \square

TABLE I
COMPARISON OF RUNNING TIMES FOR DIFFERENT ALGORITHMS. EACH ALGORITHM UNDERGOES 10 ITERATIONS.

| Methods | GraphRec | socialMF | soialReg | svd++ | user k-NN |
|-------------------|-----------|----------------|----------|-------|-----------|
| Running Time (/s) | 291.93 | 301.33 | 33.28 | 22.52 | 3.15 |
| Methods | item k-NN | Ahn et al. '18 | MCH | | |
| Running Time (/s) | 3.45 | 5.3 | 5.7 | | |

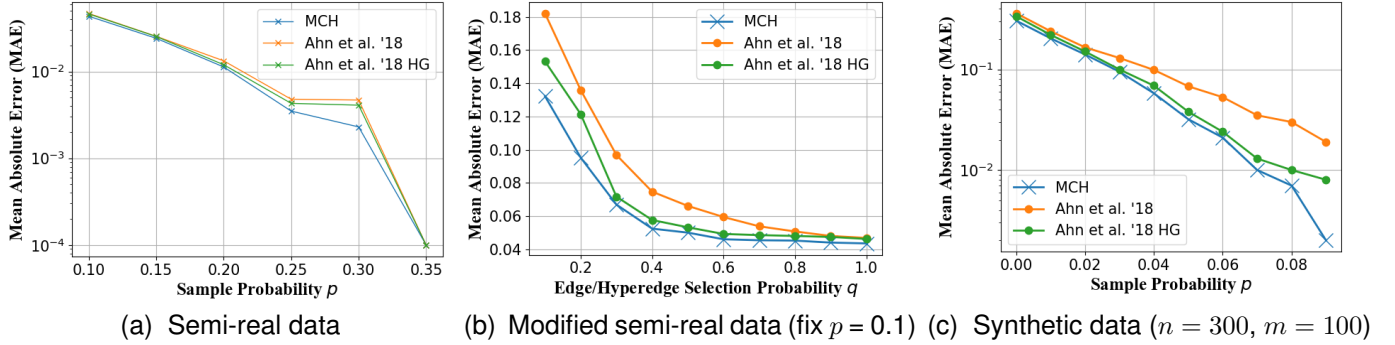


Fig. 1. Comparative Experiments: Hyperedge Inclusion (Ahn et al. HG) vs. Exclusion (Ahn et al.) on the synthetic dataset and semi-real dataset.

II. ADDITIONAL EXPERIMENTS

A. Incorporate Hyperedges to Graph-based Methods

To further explore the MCH algorithm’s ability to utilize hyperedge information, we conduct additional experiments. Specifically, we employ clique expansion to convert hyperedges into fully connected edges (thereby transforming hypergraphs into graphs), enabling the utilization of additional hyperedge information in graph-based methods. The results in Figure 1 indicate that incorporating hyperedge information does enhance the performance of graph-based baselines. However, the proposed MCH algorithm continues to outperform them due to its ability to fully utilize the hypergraph information.

B. Running-Time Comparison

We compare the running times of the selected 8 algorithms, as shown in Table 1. Our proposed MCH exhibits high efficiency. Note that all the experiments are performed with the same hardware setup, including a 6-core i7 9750H CPU and 16GB of memory.

REFERENCES

- [1] Y. Chen, G. Kamath, C. Suh, and D. Tse, “Community recovery in graphs with locality,” in *International conference on machine learning*. PMLR, 2016, pp. 689–698.
- [2] T. Cover and J. Thomas, *Elements of information theory*. John Wiley & Sons, 2006.