

Multiple Frequency Steps in Synthetic Antiferromagnet Based Double Spin Josephson Junctions Using CoFeB and Fe₃Sn

Md Rakibul Karim Akanda

Department of Engineering Technology, Savannah State University—Savannah, GA 31404, United States of America

Abstract

Superconducting quantum interference device (SQUID) which is made of two parallel Josephson junctions has applications in magnetometry. A similar spin-based device is proposed here where spin superfluid in ferromagnet (FM) mimics the superconducting state. Two materials CoFeB and Fe₃Sn are used for spin superfluid-based SQUID like device where easy plane anisotropy in CoFeB can be engineered and Fe₃Sn has inherent easy plane anisotropy. Frequency varies in spin based proposed devices. Frequency increases and again decreases with the increase in both applied magnetic field and applied spin current. The proposed device can be used as nano oscillator and detector. The frequency in the proposed device shows multiple frequency steps which can be used for neuromorphic applications.'

1 Introduction

Superfluidity is the property of a fluid with zero viscosity and is generally assigned to resistance free charge current in a superconductor. Like Cooper pair-based superconductor, superfluidity is also found in spin-based systems where dissipation is negligible and long-distance transport is possible. Spin superfluidity is found in ferrimagnetic material even at room temperature.[1], [2] Spin superfluidity is also found in antiferromagnetic and multiferroic materials.[3], [4], [5]

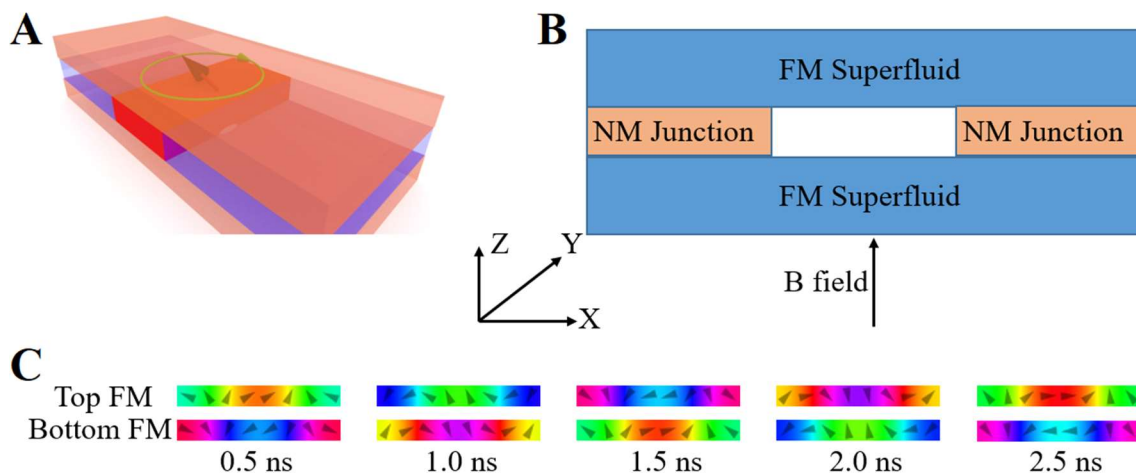


Fig. 1. Two FM is antiferromagnetically exchange coupled by non-magnetic (NM) metal junction at two ends. There is no inter layer exchange coupling in the middle part of top and bottom ferromagnet (FM). Center region is nonmagnetic (NM) insulator. (A) Basic structure showing two parallel Josephson junctions in 3D view where top and bottom ferromagnetic

regions are coupled by violet NM metal junction. Red region is NM insulator where two FM regions are not coupled by spacer layer to make two Josephson junctions at the two ends. (B) Front view of the proposed structure. (C) Change of magnetization in top and bottom FM with time in Fe₃Sn with current density of 4×10^8 A/cm² using MUMAX3.[14]

Apart from using spin Hall effect in the superfluid medium, temperature gradient, laser pulse and domain wall method can also be used.[1], [6], [7] When two Cooper pair-based superconductors are coupled by a weak link e.g. normal metal or insulator, Josephson junction is formed. Conventional superfluidity can be extended as the spin superfluidity in the magnetic system. The magnetic analog of conventional Josephson effect is the spin Josephson effect. This spin Josephson effect can be used as spin nano oscillators where dc electric current or dc magnetic field is converted into magnetization precession.[8], [9], [10] This change in magnetization results in the change in magnetoresistance which can be detected experimentally. These kinds of devices can be implemented as microwave generators or detectors.

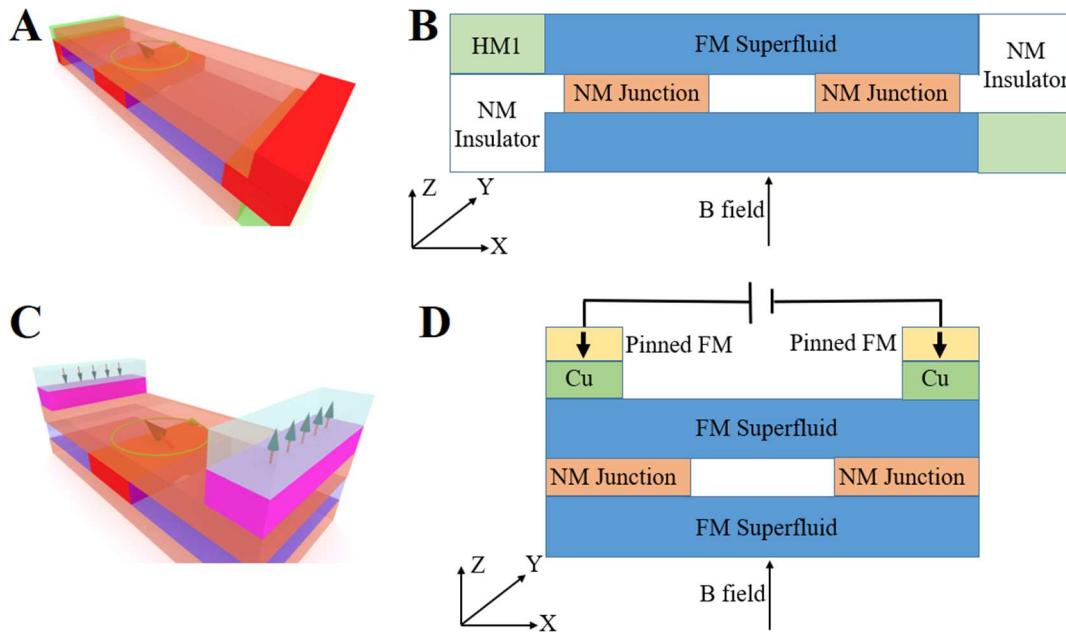


Fig. 2. Current is applied along Y-axis in HM1 and HM2. Current can also be applied in either HM1 or HM2. (A) 3D view at the top where light green region represents heavy metal to inject spin current and (B) side view of the structure. Injected spin current polarized along Z-direction can also be generated using the pinned FM region having copper (Cu) spacer layer and behaving like magnetic tunnel junction (MTJ) or giant magneto-resistor (GMR). (C) 3D view where pink color represents Cu spacer region and (D) Front view.

Dipole effect in the ferromagnets affect the spin superfluid mode and hampers the long-distance transmission.[11], [12] Synthetic antiferromagnet can be used to resolve the problem, where two FM layers are antiferromagnetically coupled through the NM spacer layer. Antiferromagnetic or synthetic antiferromagnetic (SAF) material-based Josephson junction provides terahertz oscillation.[13] Two parallel Josephson junctions form superconducting quantum interference device (SQIUD) which is used for measuring variation of magnetic field as its voltage varies with magnetic field. Like conventional SQIUD, a spin-based device is proposed here which also

consists of two parallel junctions. The frequency of this device varies with both magnetic field and current. The variation of frequency shows step-like behavior which can be applicable for neuromorphic applications.[15]-[25]

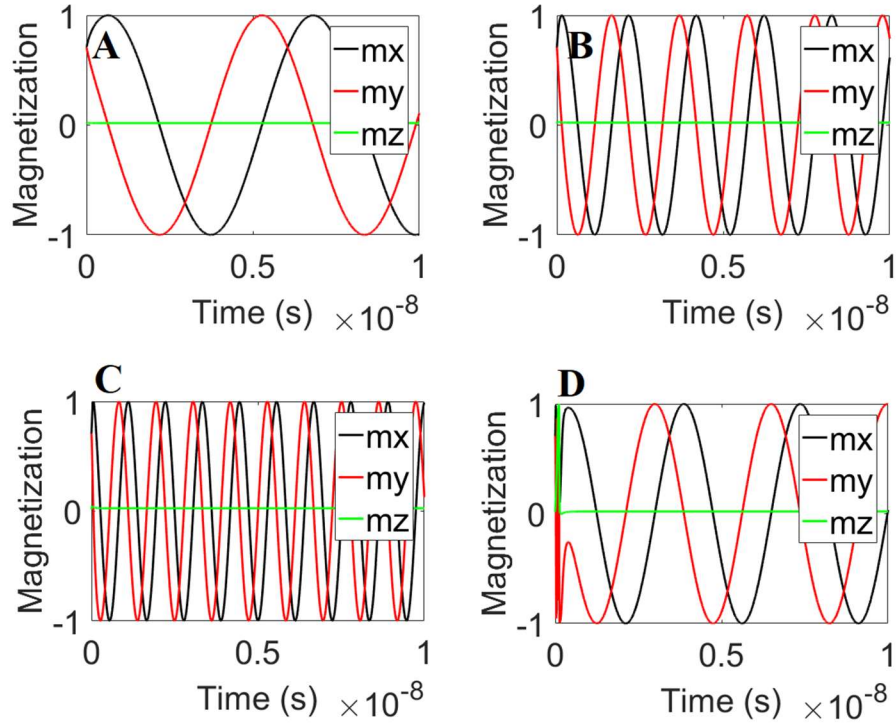


Fig. 3. Variation of spin superfluid oscillation frequency in Fe₃Sn with current density (A) 8×10^7 A/cm², (B) 2×10^8 A/cm², (C) 3×10^8 A/cm² and (D) 5×10^8 A/cm². Applied magnetic field is 0.05T along Z-direction. Magnetization along Z-direction is small (but not zero) compared to magnetization along X-direction and Y-direction.

Two ferromagnets are antiferromagnetically exchange coupled by non-magnetic (NM) metal junction at two ends. There is no inter layer exchange coupling in the middle part of top and bottom ferromagnet (FM). White region is nonmagnetic (NM) insulator. Easy plane anisotropy is in X-Y plane. Magnetic fields are applied along Z-axis. Basic structure having two parallel Josephson junctions is shown in Fig. 1. Change of magnetization in top and bottom FM of this structure at different time with applied current is simulated using well known micromagnetic software MUMAX3.[14] Current can be applied along Y-axis in HM1 and HM2 using spin Hall effect (Fig. 2).[26], [27] Current can also be applied in either HM1 or HM2. Charge current, j is along Y-axis. Direction of cross-sectional area (between HM and FM), η is along X-axis. Injected spin current direction due to spin Hall effect, σ ($= \eta \times j$) is along Z-axis which is necessary for X-Y easy plane anisotropy. Injected spin current polarized along Z-direction can also be generated using the pinned FM region having copper (Cu) spacer layer and behaving like magnetic tunnel junction (MTJ) or giant magneto-resistor (GMR) (Fig. 2).[28], [29] Cu region separates pinned FM and Superfluid region so that superfluid region can move freely. Pinned FM region provides spin current polarized along Z-direction which is necessary for superfluid as easy plane is along XY plane.

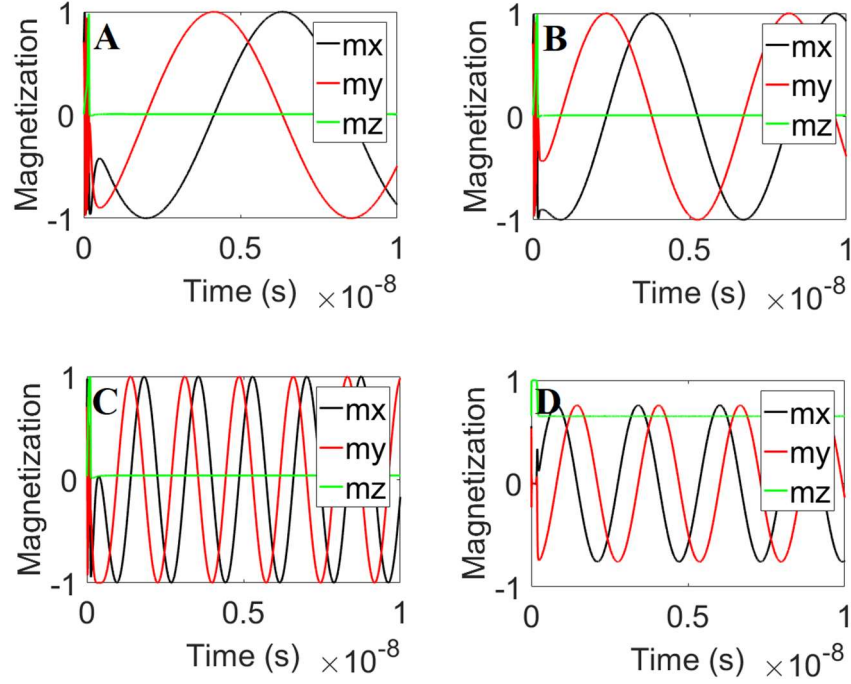


Fig. 4. Variation of spin superfluid oscillation frequency in Fe₃Sn with applied magnetic field (A) 0.02T, (B) 0.03T, (C) 0.10T and (D) 2T. Spin current density is 5×10^8 A/cm² which is spin polarized along Z-direction. Magnetization along Z-direction is small (but not zero) compared to magnetization along X-direction or Y-direction and gradually increases with applied magnetic field.

Two types of easy plane ferromagnet CoFeB and Fe₃Sn are used where easy plane anisotropy can be engineered in CoFeB whereas Fe₃Sn has inherent easy plane anisotropy in X-Y plane. CoFeB is one of the most popular materials for making spintronics based devices.[30]-[32] In the Josephson junctions, top and bottom ferromagnetic layer are antiferromagnetically exchange coupled to provide spin phase difference like SQUID. Fe₃Sn has large easy plane anisotropy compared to YIG and is much more suitable for spin superfluid applications. Magnetic field is applied along Z-axis to tilt the magnetization along Z-direction a little bit from original X-Y easy plane. Spin current polarized along Z-direction provides necessary torque for spin superfluid oscillation. Required parameters used in the simulation of SAFM based on CoFeB and Fe₃Sn are mentioned in Table I.

	CoFeB [33], [34]	Fe ₃ Sn [35], [36]
Saturation magnetization (M _{sat})	0.9 MA/m	1.18 MA/m
Exchange stiffness (A _{ex})	14 pJ/m	10 pJ/m
Antiferromagnetic exchange stiffness (A _{ex})	-1 pJ/m	-1 pJ/m
Easy plane anisotropy constant (K _u)	0.09 MJ/m ³	1.8 MJ/m ³
Landau-Lifshitz damping constant (α)	0.5	1

Easy plane anisotropy	X-Y plane	X-Y plane
-----------------------	-----------	-----------

Table I: LLG parameters used in simulations.

2. Theory

The spin dynamics of these structures can be described by the Landau-Lifshitz-Gilbert (LLG) equation,[37]

$$\partial \mathbf{m}_i / \partial t = -\gamma \mathbf{m}_i \times \mathbf{H}_{\text{eff}} + \alpha \mathbf{m}_i \times \partial \mathbf{m}_i / \partial t, \quad (1)$$

where i denotes lattice site number, α is the Gilbert damping constant and the effective field arising from different energy terms is given by $\mathbf{H}_{\text{eff}} = - (1/|\mu_i|) \partial H / \partial \mathbf{m}_i$.

MUMAX3, a well-known versatile software is used for simulating the spin dynamics in the structures which incorporate Slonczewski torque due to the flow of current with the Landau-Lifshitz formalism.[14] If only current is present that means only spin transfer torque is active and it will try to align FM spin along input spin current direction (like switching in MTJ). Besides in the definition of spin superfluid, m_z (magnetization along Z direction) should be constant (not zero) and to have some m_z , magnetic field along Z-axis is necessary. Again, if only magnetic field is present, then there is no force acting to rotate the FM spin. Magnetic field tries to align FM spin along its direction. With the increase in magnetic field along Z-direction, m_z will gradually increase. Conditions required for spin superfluid like spin oscillation are the perfect balance between current and magnetic field in materials having easy plane anisotropy.

Magnetization along different directions with oscillations along X-direction and Y-direction for different current density are shown in Fig. 3 using Fe_3Sn . Oscillation due to four different magnetic fields is shown in Fig. 4. These figures show spin superfluid oscillation in easy plane (X-Y plane) and frequency increases and again decreases with the increase in both current and magnetic field. Besides increase and decrease in frequency with current and field, several steps in frequency are also found for both CoFeB and Fe_3Sn (Fig. 5). The results are explained below by using the two sublattice model in antiferromagnet or synthetic antiferromagnet.

The directions of the magnetic moments in top and bottom FM of synthetic antiferromagnet are denoted by two-unit vectors \mathbf{m}_1 and \mathbf{m}_2 . The precession of \mathbf{m}_1 and \mathbf{m}_2 are driven by the exchange interaction, the anisotropy, and a magnetic field which is applied along the $\hat{\mathbf{z}}$ direction. These three parts are represented by ω_E , ω_A , and $\omega_H = \gamma H_0$, respectively. The equations of motion are [38]

$$\dot{\mathbf{m}}_1 = \mathbf{m}_1 \times [\omega_E \mathbf{m}_2 - (\omega_A + \omega_H) \hat{\mathbf{z}}], \quad (2a)$$

$$\dot{\mathbf{m}}_2 = \mathbf{m}_2 \times [\omega_E \mathbf{m}_1 + (\omega_A - \omega_H) \hat{\mathbf{z}}], \quad (2b)$$

The resonance frequencies are then

$$\omega = \omega_H \pm \omega_R = \omega_H \pm \sqrt{(\omega_A(\omega_A + 2\omega_E))}, \quad (3)$$

and it makes two eigen modes, which are characterized by different chirality. In the absence of magnetic field, $\omega_H = 0$, the two modes are degenerate but as magnetic field is present in the simulation, so the two-frequency mode are different. Later damping and torque due to spin current are also incorporated which give rise to the formation of different frequencies with the change in magnetic field and spin current. In antiferromagnet or synthetic antiferromagnet (SAF), there is sizeable difference between two frequency branches of two sublattice due to two frequency mode where these two modes can switch depending on current density [38,39]. This phenomenon gives rise to the variation of frequency with current and magnetic field.

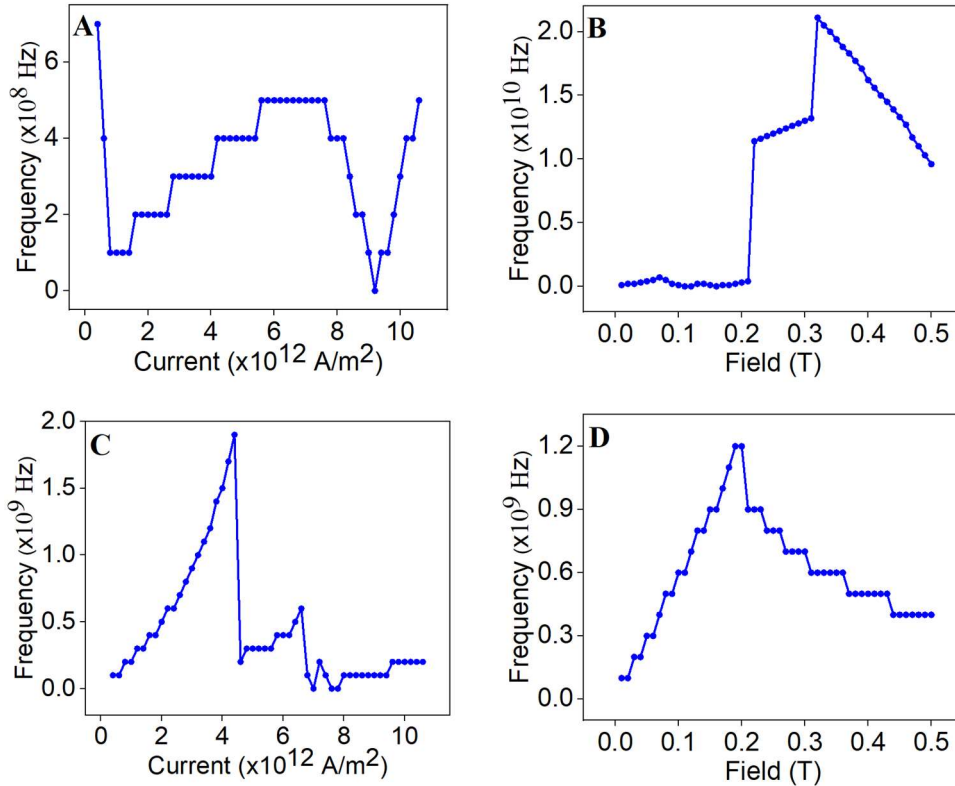


Fig. 5. Variation of spin superfluid oscillation frequency in CoFeB (A) with change in current at applied magnetic field of 0.05T (B) with change in applied magnetic field at current of 5×10^8 A/cm². Variation of spin superfluid oscillation frequency in Fe₃Sn (C) with change in current at applied magnetic field of 0.05T (D) with change in applied magnetic field at current of 5×10^8 A/cm².

3. Conclusion

Over the past few decades, research has focused on a wide range of materials and tools that facilitate the production of tiny chips used in a variety of applications [40-53]. Two different materials having easy plane anisotropy are used to host spin superfluidity and SQUID like structures made from these two materials show step-like frequency variation with magnetic field and current. As in neuromorphic computing, synapse requires different weights for different inputs, frequency steps in the proposed device can provide required weights. With the prospective applications in neuromorphic computing and magnetometry, the proposed device can be useful in room temperature applications of SQUID like spin devices.

References

- [1] Dmytro A. Bozhko, Alexander A. Serga, Peter Clausen, Vitaliy I. Vasyuchka, Frank Heussner, Gennadii A. Melkov, Anna Pomyalov, Victor S. L'vov, Burkard Hillebrands, "Supercurrent in a room-temperature Bose–Einstein magnon condensate," *Nature Physics*, vol. 12, p. 1057, August, 2016.
- [2] E. B. Sonin, "Spin superfluidity and spin waves in YIG films," *Phys. Rev. B*, vol. 95, p. 144432, April, 2017.
- [3] E. B. Sonin, "Superfluid spin transport in ferro- and antiferromagnets," *Phys. Rev. B*, vol. 99, p. 104423, March, 2019.
- [4] Alireza Qaiumzadeh, Hans Skarsvåg, Cecilia Holmqvist, Arne Brataas, "Spin Superfluidity in Biaxial Antiferromagnetic Insulators," *Phys. Rev. B*, vol. 118, p. 137201, March, 2017.
- [5] Alexander Ruff, Zhaosheng Wang, Sergei Zherlitsyn, Joachim Wosnitza, Stephan Krohns, Hans-Albrecht Krug von Nidda, Peter Lunkenheimer, Vladimir Tsurkan, Alois Loidl, "Multiferroic spin-superfluid and spinsupersolid phases in MnCr₂S₄," *Phys. Rev. B*, vol. 100, p. 014404, July, 2019.
- [6] B. Flebus, S. Bender, Y. Tserkovnyak, R. Duine, "Two-Fluid Theory for Spin Superfluidity in Magnetic Insulators," *Phys. Rev. Lett.*, vol. 116, p. 117201, March, 2016.
- [7] Se Kwon Kim, Yaroslav Tserkovnyak, "Magnetic Domain Walls as Hosts of Spin Superfluids and Generators of Skyrmions," *Phys. Rev. Lett.*, vol. 119, p. 047202, July, 2017.
- [8] Katine, J. A. and Albert, F. J. and Buhrman, R. A. and Myers, E. B. and Ralph, D. C., "Current-Driven Magnetization Reversal and Spin-Wave Excitations in Co /Cu /Co Pillars", *Phys. Rev. Lett.*, vol. 84, p. 3149, 2000.
- [9] Tsoi, M. and Jansen, A. G. M. and Bass, J. and Chiang, W.-C. and Seck, M. and Tsoi, V. and Wyder, P., "Excitation of a Magnetic Multilayer by an Electric Current", *Phys. Rev. Lett.*, vol. 80, p. 4281, 1998.
- [10] Rippard, W. H. and Pufall, M. R. and Kaka, S. and Russek, S. E. and Silva, T. J., "Direct-Current Induced Dynamics in Co₉₀Fe₁₀/Ni₈₀Fe₂₀ Point Contacts", *Phys. Rev. Lett.*, vol. 92, p. 027201, 2004.
- [11] Skarsvåg, Hans and Holmqvist, Cecilia and Brataas, Arne, "Spin Superfluidity and Long-Range Transport in Thin-Film Ferromagnets", *Phys. Rev. Lett.*, vol. 115, p. 237201, 2015.
- [12] Iacocca, Ezio and Silva, T. J. and Hofer, Mark A., "Symmetrybroken dissipative exchange flows in thin-film ferromagnets with in-plane anisotropy", *Phys. Rev. B*, vol. 96, p. 134434, 2017.
- [13] Yizhou Liu, Gen Yin, Jiadong Zang, Roger K. Lake, Yafis Barlas, "Spin- Josephson effects in exchange coupled antiferromagnetic insulators," *Phys. Rev. B*, vol. 94, p. 094434, September, 2016.
- [14] Arne Vansteenkiste and Jonathan Leliaert and Mykola Dvornik and Mathias Helsen and Felipe Garcia Sanchez and Bartel Van Waeyenberge, "The design and verification of MuMax3", *AIP Advances*, vol. 4, p. 107133, 2014.
- [15] Panda, Priyadarshini and Srinivasa, Narayan, "Learning to Recognize Actions From Limited Training Examples Using a Recurrent Spiking Neural Model", *Frontiers in Neuroscience*, vol. 12, 126, 2018.
- [16] Panda, Priyadarshini and Sengupta, Abhronil and Roy, Kaushik, "Energy-Efficient and Improved Image Recognition with Conditional Deep Learning", *J. Emerg. Technol. Comput. Syst.*, vol. 13, p. 21, 2017.

- [17] Roy, Kaushik and Jaiswal, Akhilesh and Panda, Priyadarshini, "Towards spike-based machine intelligence with neuromorphic computing", *Nature*, vol. 575, p. 7784, 2019.
- [18] A. Sengupta and Y. Shim and K. Roy, "Proposal for an All-Spin Artificial Neural Network: Emulating Neural and Synaptic Functionalities Through Domain Wall Motion in Ferromagnets", *IEEE Transactions on Biomedical Circuits and Systems*, vol. 10, p. 1152, 2016.
- [19] Sengupta, Abhronil and Al Azim, Zubair and Fong, Xuanyao and Roy, Kaushik, "Spin-orbit torque induced spike-timing dependent plasticity", *Applied Physics Letters*, vol. 106, p. 093704, 2015.
- [20] Sengupta, Abhronil and Banerjee, Aparajita and Roy, Kaushik, "Hybrid Spintronic-CMOS Spiking Neural Network with On-Chip Learning: Devices, Circuits, and Systems", *Phys. Rev. Applied*, vol. 6, p. 064003, 2016.
- [21] A. Sengupta and K. Roy, "Encoding neural and synaptic functionalities in electron spin: A pathway to efficient neuromorphic computing", *Applied Physics Reviews*, vol. 4, p. 041105, 2017.
- [22] A. Sengupta and K. Roy, "A Vision for All-Spin Neural Networks: A Device to System Perspective", *IEEE Transactions on Circuits and Systems I: Regular Papers*, vol. 63, p. 12, p. 2267, 2016.
- [23] Gupta, Sachin and Rawat, R. and Suresh, K. G., "Large field-induced magnetocaloric effect and magnetoresistance in ErNiSi", *Applied Physics Letters*, vol. 105, p. 012403, 2014.
- [24] S Gupta and F Matsukura and H Ohno, "Properties of sputtered full Heusler alloy Cr₂MnSb and its application in a magnetic tunnel junction", *Journal of Physics D: Applied Physics*, . vol. 52, p. 495002, 2019.
- [25] Sengupta, Abhronil and Panda, Priyadarshini and Wijesinghe, Parami and Kim, Yusung and Roy, Kaushik, "Magnetic Tunnel Junction as an On-Chip Temperature Sensor", *Scientific Reports*, vol. 6, p. 30039, 2016.
- [26] So Takei, Bertrand I. Halperin, Amir Yacoby, Yaroslav Tserkovnyak, "Superfluid spin transport through antiferromagnetic insulators," *Phys. Rev. B*, vol. 90, p. 094408, September, 2014.
- [27] So Takei, Yaroslav Tserkovnyak, "Superfluid Spin Transport Through Easy-Plane Ferromagnetic Insulators," *Phys. Rev. Lett.*, vol. 112, p. 227201, June, 2014.
- [28] Hua Chen, Andrew D. Kent, Allan H. MacDonald, Inti Sodemann, "Nonlocal transport mediated by spin supercurrents," *Phys. Rev. B*, vol. 90, p. 220401, December, 2014.
- [29] Hans Skarsvåg, Cecilia Holmqvist, Arne Brataas, "Spin Superfluidity and Long-Range Transport in Thin-Film Ferromagnets," *Phys. Rev. Lett.*, vol. 115, p. 237201, December, 2015.
- [30] M. Belmeguenai, D. Apalkov, M. Gabor, F. Zighem, G. Feng and G. Tang, "Magnetic Anisotropy and Damping Constant in CoFeB/Ir and CoFeB/Ru Systems," *IEEE Transactions on Magnetics*, vol. 54, no. 11, pp. 1-5, Nov. 2018.
- [31] T. J. Peterson, P. Sahu, D. Zhang, M. D.C. and J. Wang, "Annealing Temperature Effects on Spin Hall Magnetoresistance in Perpendicularly Magnetized W/CoFeB Bilayers," *IEEE Transactions on Magnetics*, vol. 55, no. 2, pp. 1-4, Feb. 2019.
- [32] T. Yu, H. Naganuma, M. Oogane and Y. Ando, "DC Bias Reversal Behavior of Spin-Torque Ferromagnetic Resonance Spectra in CoFeB/MgO/CoFeB Perpendicular Magnetic Tunnel Junction," *IEEE Transactions on Magnetics*, vol. 53, no. 9, pp. 1-5, Sept. 2017.
- [33] Seonghoon Woo, Kyung Mee Song, Hee-Sung Han, Min-Seung Jung, Mi-Young Im, Ki-Suk Lee, Kun Soo Song, Peter Fischer, Jung-Il Hong, Jun Woo Choi, Byoung-Chul Min, Hyun Cheol Koo, Joonyeon Chang, "Spin-orbit torque-driven skyrmion dynamics revealed by time-resolved X-ray microscopy," *Nature Communications*, vol. 8, p. 15573, May, 2017.

- [34] Jun-Wen Xu, Volker Sluka, Bartek Kardasz, Mustafa Pinarbasi, and Andrew D. Kent, “Ferromagnetic resonance linewidth in coupled layers with easy-plane and perpendicular magnetic anisotropies,” *Journal of Applied Physics*, vol. 124, p. 063902, July, 2018.
- [35] J. Fischbacher, A. Kovacs, H. Oezelt, M. Gusenbauer, D. Suess, and T. Schrefl, “Effective uniaxial anisotropy in easy-plane materials through nanostructuring,” *Applied Physics Letters*, vol. 111, p. 192407, November, 2017.
- [36] Brian C. Sales, Bayrammurad Saparov, Michael A. McGuire, David J. Singh, David S. Parker, “Ferromagnetism of Fe₃Sn and Alloys,” *Scientific Reports* volume, vol. 4, p. 7024, November, 2014.
- [37] Bin Zhang and Weiwei Wang and Marijan Beg and Hans Fangohr and Wolfgang Kuch, “Microwave-induced dynamic switching of magnetic skyrmion cores in nanodots”, *Appl. Phys. Lett.*, vol. 106, p. 102401, 2015.
- [38] Ran Cheng, Jiang Xiao, Qian Niu, and Arne Brataas, “Spin Pumping and Spin-Transfer Torques in Antiferromagnets,” *Phys. Rev. Lett.*, vol. 113, p. 057601, July, 2014.
- [39] Ran Cheng and Qian Niu, “Dynamics of antiferromagnets driven by spin current,” *Phys. Rev. B*, vol. 89, p. 081105, February, 2014.
- [40] M. R. K. Akanda, “Catalogue of Potential Magnetic Topological Insulators from Materials Database”, *IOSR Journal of Applied Physics (IOSR-JAP)* 15 (3), 22-28 (2023)
- [41] M. R. K. Akanda, “Scaling of voltage controlled magnetic anisotropy based skyrmion memory and its neuromorphic application”, *Nano Express* 10, 2 (2022).
<https://iopscience.iop.org/article/10.1088/2632-959X/ac6bb5/pdf>
- [42] Md. Rakibul Karim Akanda and Roger K. Lake, “Magnetic properties of nbsi₂n₄, vsi₂n₄, and vsi₂p₄ monolayers”, *Applied Physics Letters* 119, 052402 (2021).
<https://doi.org/10.1063/5.0055878>
- [43] Md. Rakibul Karim Akanda, In Jun Park, and Roger K. Lake, “Interfacial dzyaloshinskii-moriya interaction of antiferromagnetic materials”, *Phys. Rev. B* 102, 224414 (2020).
<https://journals.aps.org/prb/abstract/10.1103/PhysRevB.102.224414>
- [44] M. R. K. Akanda, “Catalog of magnetic topological semimetals”, *AIP Advances* 10, 095222 (2020). <https://doi.org/10.1063/5.0020096>
- [45] M. R. K. Akanda and Q. D. M. Khosru, “Fem model of wraparound cntfet with multi-cnt and its capacitance modeling”, *IEEE Transactions on Electron Devices* 60, 97–102 (2013).
<https://ieeexplore.ieee.org/abstract/document/6375797>
- [46] Yousuf, A., & Akanda, M. R. K. (2023, June), *Ping Pong Robot with Dynamic Tracking* Paper presented at 2023 ASEE Annual Conference & Exposition, Baltimore, Maryland.
<https://peer.asee.org/43897>
- [47] M. R. K. Akanda and Q. D. M. Khosru, “Analysis of output transconductance of finfets incorporating quantum mechanical and temperature effects with 3d temperature distribution”, *ISDRS*, 1–2 (2011), <https://ieeexplore.ieee.org/abstract/document/6135292>
- [48] M. R. K. Akanda, R. Islam, and Q. D. M. Khosru, “A physically based compact model for finfets on-resistance incorporating quantum mechanical effects”, *ICECE 2010*, 203–205 (2010).
<https://ieeexplore.ieee.org/abstract/document/5700663>
- [49] M. S. Islam and M. R. K. Akanda, “3d temperature distribution of sic mesfet using green’s

function”, ICECE 2010,13–16 (2010). <https://ieeexplore.ieee.org/abstract/document/5700541>

[50] M. S. Islam, M. R. K. Akanda, S. Anwar, and A. Shahriar, “Analysis of resistances and transconductance of sic mesfet considering fabrication parameters and mobility as a function of temperature”, ICECE 2010, 5–8 (2010). <https://ieeexplore.ieee.org/abstract/document/5700539>

[51] Md. Rakibul Karim Akanda, In Jun Park, and Roger K. Lake, “Interfacial dzyaloshinskii-moriya interaction of collinear antiferromagnets mnpt and nio on w, re, and au”, APS March Meeting (2021). <https://ui.adsabs.harvard.edu/abs/2021APS..MARE40004A/abstract>

[52] Rakibul Karim Akanda, “3-D model of wrap around CNTEFT with multiple CNT channel and analytical modeling of its capacitances”, Department of Electrical and Electronic Engineering (EEE) 2013.

[53] Akanda, Md. Rakibul Karim, “Magnetic Properties of Ferromagnetic and Antiferromagnetic Materials and Low-Dimensional Materials”, University of California, Riverside ProQuest Dissertations Publishing, 2021, 28651079.