

SciGLM: Training Scientific Language Models with Self-Reflective Instruction Annotation and Tuning

Dan Zhang^{1,2,†}, Ziniu Hu³, Sining Zhou^{1,2,†}, Zhengxiao Du^{1,2,†},
Kaiyu Yang³, Zihan Wang^{1,2,†}, Yisong Yue³, Yuxiao Dong¹, Jie Tang¹

¹The Knowledge Engineering Group (KEG), Tsinghua University; ²Zhipu AI;

³California Institute of Technology

Abstract

Large Language Models (LLMs) have shown promise in assisting scientific discovery. However, such applications are currently limited by LLMs’ deficiencies in understanding intricate scientific concepts, deriving symbolic equations, and solving advanced numerical calculations. To bridge these gaps, we introduce SciGLM, a suite of scientific language models able to conduct college-level scientific reasoning. Central to our approach is a novel self-reflective instruction annotation framework to address the data scarcity challenge in the science domain. This framework leverages existing LLMs to generate step-by-step reasoning for unlabelled scientific questions, followed by a process of self-reflective critic-and-revise. Applying this framework, we curated SciInstruct, a diverse and high-quality dataset encompassing mathematics, physics, chemistry, and formal proofs. We fine-tuned the ChatGLM family of language models with SciInstruct, enhancing their capabilities in scientific and mathematical reasoning. Remarkably, SciGLM consistently improves both the base model (ChatGLM3-6B-Base) and larger-scale models (12B and 32B), without sacrificing the language understanding capabilities of the base model. This makes SciGLM a suitable foundational model to facilitate diverse scientific discovery tasks. For the benefit of the wider research community, we release SciInstruct, SciGLM, alongside a self-reflective framework and fine-tuning code at <https://github.com/THUDM/SciGLM>.

1 Introduction

Large language models (LLMs) have shown potential to assist and accelerate scientific discovery (Taylor et al., 2022; AI4Science and Quantum, 2023), including protein prediction (Chen et al., 2023a), weather forecasting (Bi et al., 2023) and

[†] work done while these authors interned at Zhipu AI.

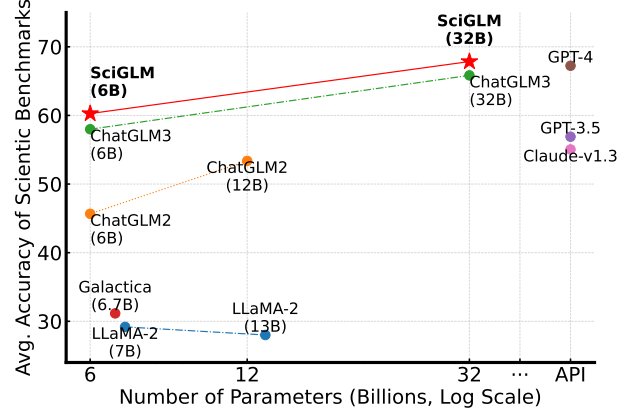


Figure 1: Average accuracy on CEval-Sci and SciEval benchmarks of different LLMs. Our SciGLM Models fine-tuned on ChatGLM3 are shown in bold.

geoscience understanding (Deng et al., 2023). Despite these promising proof-of-concept trials, recent studies (Sun et al., 2023; Wang et al., 2023c; Rein et al., 2023) indicate a significant performance gap in LLMs when answering basic scientific problems. According to SciBench, even advanced models like ChatGPT and GPT-4 struggle with college-level scientific problems, achieving only 28.52% accuracy even with the Chain of Thought (CoT) prompting strategy. These scientific questions, such as using the Planck distribution for energy output calculations (Wang et al., 2023c), require an in-depth understanding of complex scientific concepts, rigorous numerical computing, and sophisticated reasoning skills. Without equipping these capabilities to solve basic scientific questions, all ambitious visions of LLMs assisting scientific discovery could be unreliable. This creates a substantial incentive for developing a foundational scientific language model.

However, training LLMs to understand science is much more challenging than many general reasoning tasks: On one hand, the knowledge and complexity required for solving college-level scientific tasks for different subjects (e.g., math, physics,

chemistry) is larger than many other language tasks. As we state above, solving a physics question requires finding the correct combination of physical concepts and axioms, choice and deduction of formal equations, numerical calculations, etc. Improving existing LLM for such a complex question requires improving ability in all these perspectives. Therefore, the core of building scientific LLMs is to build large-scale and high-quality instruction datasets, which shall cover different capabilities for solving scientific problems. We thus aggregate data from different domains aiming to cover these abilities: 1) for understanding scientific concepts, we gather a substantial amount of physics and chemistry questions that require basic science knowledge; 2) for numerical calculation, we crawl and utilize additional and more advanced mathematical calculation data; 3) for rigorous deduction of symbolic equations, we incorporate formal theorem proofs written in Lean. Such a mixture of datasets enables the trained model not to overfit to a single subject but to acquire some general and fundamental skills to solve different scientific tasks.

On the other hand, the scale of available instruction data from the internet for scientific problems is way smaller than other tasks. As scientific content often requires a higher level of expertise to create, and most high-quality information is often protected by intellectual property. Most data we can legally access only contain question-answer (QA) pairs without detailed chain-of-thought reasoning steps. However, merely training LLMs on QA pairs will lead to very bad results and even harm their general language capability. To get high-quality reasoning steps as instruction (I) and create (QIA) pairs, we propose a self-reflective instruction annotation framework that asks LLM to autonomously annotate, critique and revise reasoning steps, with minimal human intervention. Specifically, LLM first tries to generate both reasoning steps and answer given question (Q) only; then, for those outputs with incorrect answer prediction, we ask LLM itself to identify the error type, based on which to address the error and revise the output. At last, we provide LLM with the correct answer to finalize their annotated instruction. Such a self-reflective annotation framework solely utilizes AI rather than humans to collect instructions, while guaranteeing the quality and addressing the potential mistakes of existing LLM with careful answer checking and LLM self-reflection.

Moreover, real-world data extracted by Optical Character Recognition (OCR) and instructions generated by the self-reflective framework can still contain mistakes. Therefore, it is crucial to process unrefined data and obtain high-quality data to enhance model performance. To create high-quality instructions and filter out noisy data, we choose specific standard questions and answers as positive samples and generate their corresponding negative samples using LLMs. These samples can then be utilized to train a data classifier. After consolidating the questions and answers produced by self-reflective annotation and filtering out, we construct SciInstruct, a comprehensive dataset containing scientific information for fine-tuning. In this work, we choose the bilingual ChatGLM (Du et al., 2022; Zeng et al., 2022) series model as the backbones. The ChatGLM series model is an open-source dialogue pre-training model with smooth dialogue and low deployment barriers. By fine-tuning the ChatGLM series model on SciInstruct, we obtain the SciGLM model.

We evaluate SciGLM through three types of evaluation tasks, including **scientific test sets** — CEval-Hard (Huang et al., 2023), CEval-Sci (Huang et al., 2023), MMLU-Sci (Hendrycks et al., 2020), and SciEval (Sun et al., 2023) — **mathematical test sets** — MATH (Hendrycks et al., 2021), Mathematics (Davies et al., 2021), SAT-Math (Zhong et al., 2023), MMLU-Math (Hendrycks et al., 2020), CEval-Math (Huang et al., 2023) — and **general tasks** — MMLU (Hendrycks et al., 2020), CEval (Huang et al., 2023), MBPP (Austin et al., 2021), and GSM8K (Cobbe et al., 2021). As shown in Figure 1, compared to the base model (ChatGLM3-6B-Base), the generalized MAMmoTH (CoT setting), and other existing models, our model achieves performance improvement in scientific reasoning and mathematical reasoning benchmarks, as well as general tasks. Note that SciGLM (6B scale) obtains 64.09% accuracy on the SAT-Math dataset, which outperforms the open-source state-of-the-art MAMmoTH-7B.

We highlight our contributions are listed below from four perspectives:

- From the data perspective, we construct and present SciInstruct, a comprehensive scientific instruction tuning dataset that includes math, physics, chemistry problems, and formal proofs.
- From the method perspective, we propose two critical sub-modules for constructing instructions:

self-reflective annotation and filtering out noisy instructions.

- From the model perspective, we utilize the ChatGLM series model as the backbone, training SciGLM on SciInstruct, and show performance improvement on various scientific and mathematical benchmarks, without sacrificing general language understanding tasks.

2 SciInstruct Dataset

Many research (Zeng et al., 2023; Yue et al., 2023) have shown that fine-tuning pre-trained LLMs on high-quality language instructions can gain performance improvement by enabling the model to better utilize the knowledge memorized through pre-training, follow more accurate and human-readable reasoning styles and language formats. However, the main challenges of constructing scientific instructions include the knowledge and complexity required and the smaller scale of available data, which are introduced in Section 1.

Therefore, in this section, we seek to tackle these obstacles by creating SciInstruct to enhance the scientific problem-solving capabilities of LLMs. Figure 2 illustrates our meticulous design of essential sub-modules aimed at gathering large-scale, high-quality instructions to enhance LLMs’ scientific task performance. These critical sub-modules encompass self-reflective instruction annotation and noisy instruction filtering. SciInstruct comprises a total of 172,216 meticulously verified instructions.

2.1 Diverse Instruction Collection

Our objective is to build a comprehensive and diverse dataset that encompasses scientific representation and ensures versatility, referred to as SciInstruct. To achieve this, we will focus on scientific fields and curate several top-tier datasets that are extensively utilized and cover a wide range of scientific disciplines and complex tasks, such as mathematics, physics, chemistry, and formal proofs. To initiate the process, we will gather questions from a variety of sources, including textbooks, pedagogical materials, and problem sets. Subsequently, we will extract pertinent content using OCR technology. Finally, we will enhance the chain of thoughts of question and answer with the extracted content in LaTeX format.

Instruction Subject. As show on the left side of Figure 2, we initially present the specifics of each

instruction subject.

- **Physics.** This subject aims to address the challenge of processing complex physical problems with step-by-step solutions and assessing the ability of LLMs to comprehend and analyze physics problems. It is observed that public training datasets lack college-level physics knowledge, such as Fundamentals of Physics and Physical Chemistry. To address this gap, a large set of physical questions from various subjects (e.g., dynamics, quantum physics, electrodynamics, etc.) from typical physical textbooks, along with a comprehensive dictionary of physics problems and solutions, has been collected. Similar to Math, only a subset of physics questions includes detailed solutions. Note that problems requiring interpretation of visual content, such as diagrams, have been excluded.

- **Chemistry.** Just like Physics, obtaining professional-level Chemistry instructions can be challenging. To address this, we utilized a similar approach as the one used for Physics to construct the Chemistry dataset. We gathered questions from various chemistry subjects, including college chemistry, analysis chemistry, general chemistry, biology chemistry, inorganic chemistry, and more. Unlike Physics and Math, Chemistry emphasizes knowledge concepts and features fewer reasoning questions. In total, we amassed 59,243 problems for Physics and Chemistry combined.

- **Math.** College-level mathematical tasks are characterized by their intricate logic and high complexity. This subject has undergone extensive evaluation using LLMs. We have gathered a wide array of math problems encompassing various mathematical subjects such as Calculus, Algebra, and Advanced Mathematics. These problems come in different formats, including multi-choice questions, calculations, and complex problem-solving scenarios. Our collection process involves sourcing problems from public Q&A websites, problem sets, and textbooks. Among the 90,436 math problems we have amassed, some are partial, consisting solely of questions without solutions, while others include both questions and corresponding solutions and answers in text format.

- **Formal Proofs (Lean).** SciInstruct also includes data from formal mathematics. In formal math, theorems and proofs are expressed in formal logic instead of natural language. They look like computer programs. For example, “theorem gcd_self (n : Nat) : gcd n n = n” is a

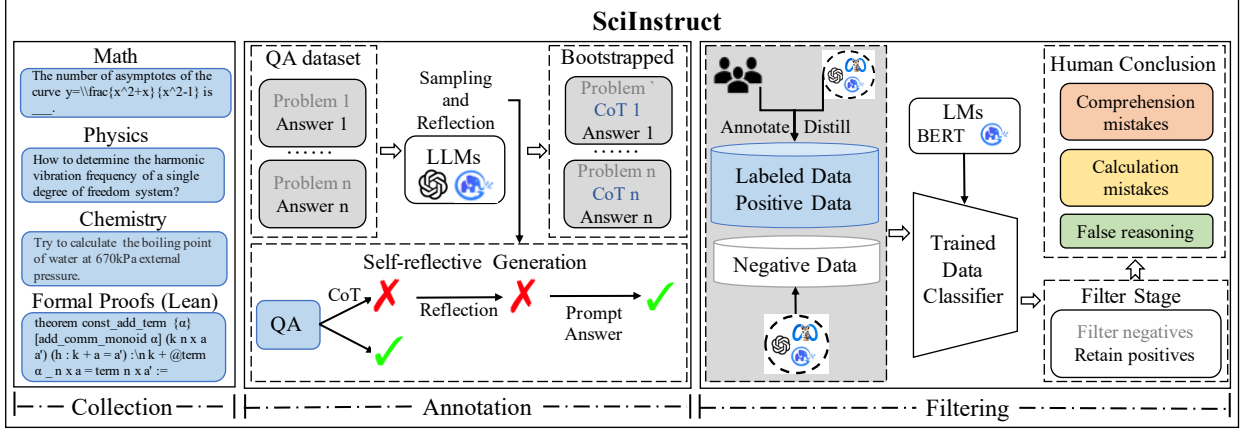


Figure 2: **The pipeline of constructing SciInstruct.** On the far left is a mix of training datasets. The purpose of the annotation is to supplement chain-of-thought processes with reflective generation. The goal of the filter is to train a data classifier and generate high-quality instructions.

theorem that says: For any natural number n , the greatest common divisor of n and itself is n . And “cases $n <;> \text{simp [gcd, mod_self]}$ ” is a proof of this theorem.

There are many languages for writing formal theorems and proofs; examples include Coq (Barras et al., 1997), Isabelle (Nipkow et al., 2002), and Lean (de Moura et al., 2015). We chose to include data from Lean, as it is currently the most popular in the math community. Therefore, it has abundant theorems and proofs written by mathematicians, covering diverse topics in graduate-level mathematics, such as analysis, geometry, and algebra. Specifically, we process the data from LeanDojo (Yang et al., 2023) and obtain 40,248 instructions for theorem proof. For each theorem and its proof, we form an instruction like below:

This is an example of an instruction format for Lean.

Problem: theorem gcd_self ($n : \text{Nat}$) : gcd n $n = n$

Answer: cases $n <;> \text{simp [gcd, mod_self]}$

Instruction Format for Math, Physics, and Chemistry. To make our dataset consistent, we define a unified template for problem-solving process that matches the logical flow of human thinking for both Math, Physics, and Chemistry. For each question, we first list the basic analysis of which scientific concepts (or knowledge points) this question ask, and then list step-by-step reasoning steps of detailed solution, and eventually summarize the answer. We show the template as follow:

This is an example of an instruction format.

Problem: * * *.

Answer:

Analysis: This question examines * * * knowledge points.

Step 1: * * *.

Step i : * * *.

Step n : * * *.

To sum up, the answer to this question is * * *.

Summary. In total, we gathered 189,927 raw questions, the majority of which lacked step-by-step instructions. We aim to supplement these through a self-reflective annotation process.

2.2 Self-Reflective Instruction Annotation

This stage aims to enhance instructions by incorporating the self-reflective instruction annotation into the chain-of-thought process.

Annotate Step-by-step Reasoning Steps as Instruction. As shown in Section 2, many questions provide only the final answer without the accompanying chain of thought. Given the limited availability of high-quality datasets, there is significant value in augmenting these solutions. To address questions lacking a chain of thought, we utilize GPT-4-0613 to generate and compare chains of thought, retaining the correct thought.

Reflective generation. GPT-4-0613 occasionally fails to consistently produce accurate CoT processes. Drawing on prior research demonstrating the capacity of language models for self-correction (Shinn et al., 2023; Li et al., 2023a), we refine the CoT process using a self-reflective framework. The final reflective generation process

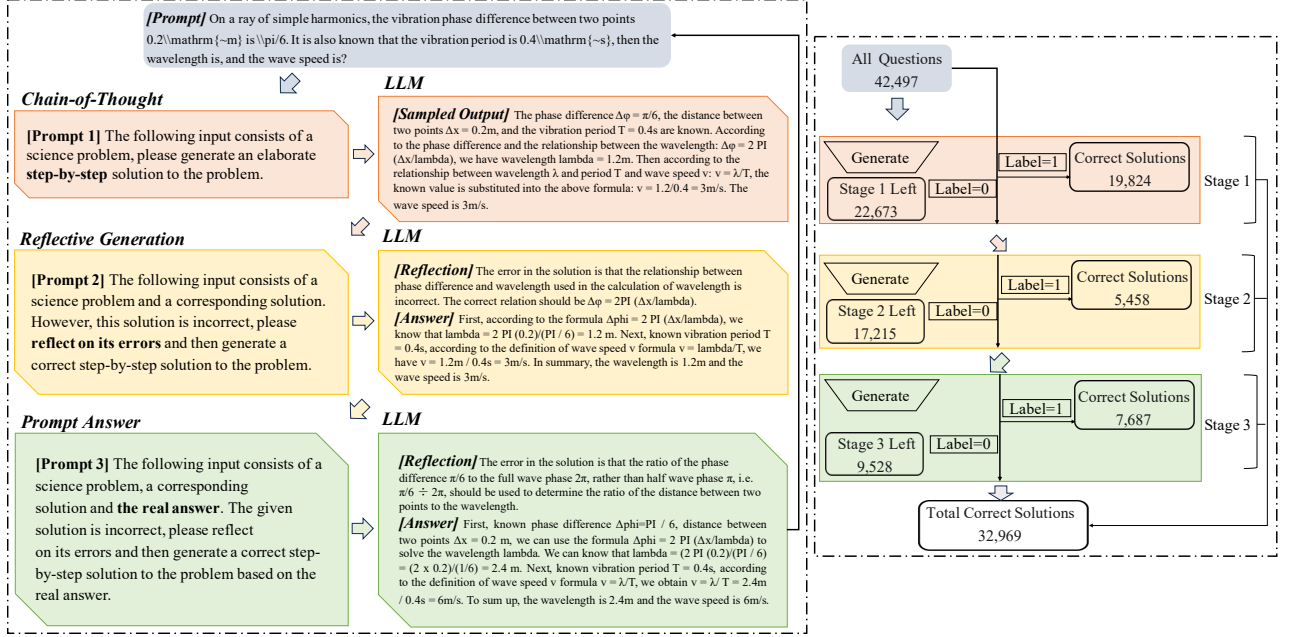


Figure 3: The workflow and quantity of data for self-reflective instruction annotation framework.

entails three stages. Initially, we employ a simple CoT prompt (Prompt 1) to obtain step-by-step solutions for each question. By applying the GPT-4 labeling method, we filter out incorrect solutions, resulting in 19,824 correct solutions. Subsequently, the incorrect solutions from stage one, along with their respective questions, enter stage two. Here, a reflective prompt (Prompt 2) assists GPT-4 in generating correct answers by analyzing its errors from stage one. The newly generated solutions are then filtered again by GPT-4, and the undesirable ones proceed to stage three. In stage three, based on Prompt 2, we incorporate the real answer as a direct hint in the prompt (Prompt 3) to further aid in question resolution. The final segment of correct solutions is obtained after the generation and filtering process. We illustrate the reflective generation in Figure 3 and quantify the amount of data generated by each process.

2.3 Filtering Out Noisy Instruction

To effectively train SciInstruct on LLMs, it is essential to convert questions (solutions) from raw text format to LaTeX format. However, when using OCR to extract questions, the extracted content may be noisy and pose challenges. For instance, results extracted from OCR may be incomplete and unable to be successfully compiled. Thus, the objective of this sub-module is to filter out noisy data and produce high-quality instructions, as depicted in the middle of Figure 2. To accomplish this, we

Source	# Positive Samples	# Negative Samples	Total
Original Clean Data	11,553	0	11,553
ChatGLM2-6B	0	23,106	23,106
GPT-3.5-Turbo-0613	745	2075	2,820
GPT-4-0613	332	3,898	4,230
Total	12,630	29,079	41,709

Table 1: Composing data based on a limited set of labeled examples to train a data classifier and filter out noisy instructions.

create positive and negative samples to train a data classifier.

Data Generation. We randomly selected a subset of questions from our labeled dataset of 11,553 questions as positive samples. To generate negative samples, we prompted ChatGLM2-6B, GPT-3.5-turbo-0613, and GPT-4-0613 to provide step-by-step answers to selected questions. We filtered inaccurate answers from ChatGLM2-6B and labeled the solutions from GPT-3.5-turbo-0613 and GPT-4-0613 using a formatted prompt method demonstrated in Figure 7. These solutions were merged with annotated solutions from the original dataset to train our classifier. The composition of the merged dataset is detailed in Table 1.

Data Classifier. We improved dataset quality by training a linear data classifier based on Table 1 using ChatGLM3-6B-Base features. Positive samples included accurate answers from GPT-3.5-turbo-0613 and GPT-4-0613 for selected questions, while negative samples were erroneous answers from the

Type	Ave. Math	Ave. Sci	Ave. Bench
Unfiltered	39.03	52.54	43.53
Filtered	40.85	52.28	44.66

Table 2: **Ablation study of filter step.** We arranged the samples by score and excluded the lowest 10%. The resulting numbers represent the average weighted accuracy on evaluation tasks.

Subject	Math	Physics & Chemistry	Formal Proofs (Lean)	Total
# Number	89,934	42,034	40,248	172,216

Table 3: Statistics of SciInstruct across subjects.

same models. The classifier outputs a logit ranging from -1 to 1, with higher scores indicating more reliable answers. This logit is used to rank and select high-quality data from the noisy dataset. Table 2 demonstrates the effectiveness of supervised fine-tuning on both filtered and unfiltered datasets at a 6B scale, showing that models trained on a filtered dataset perform better on average, emphasizing the importance of data quality over quantity for scientific tasks.

Error Analysis. As our classifier filter is trained on labeled datasets and generated solutions, errors in negatively labeled solutions from ChatGLM2-6B, GPT-3.5-turbo-0613, and GPT-4-0613 can significantly impact the classifier’s performance. Therefore, we conduct an error analysis and categorize them into Calculation mistakes, False reasoning, and Comprehensive mistakes. This analysis is detailed in Figure 8, demonstrating the classifier’s capacity to recognize these errors in the dataset.

Summary. Based on the aforementioned key sub-modules, we have constructed the SciInstruct dataset, which comprises 172,216 instructions, as illustrated in Table 3.

2.4 Instruction-Tuning with SciInstruct

Next, we present our approach to tuning instructions, referred to as our training setup. We have selected the ChatGLM series model as our foundational model. More specifically, we have opted for the open bilingual chat LLM, ChatGLM3-6B, as well as its base version, ChatGLM3-6B-Base. After establishing the base model, we have standardized all data into a chatbot-style format. Subsequently, we have fine-tuned the foundational model using the SciInstruct, enabling us to validate our constructed SciInstruct. Throughout the fine-tuning process, we have conducted experiments

Eval Dataset	# Samples	Answer Form	Subject
CEval-Hard	152	Multi-choice	$\triangle, \blacktriangle, \diamond, \blacklozenge, \star, \clubsuit$
CEval-Sci	210	Multi-choice	$\triangle, \diamond, \blacktriangle, \blacklozenge, \star, \clubsuit$
MMLU-Sci	1,855	Multi-choice	$\S, \triangle, \diamond, \blacktriangle, \blacklozenge, \star, \clubsuit$
SciEval	15,901	Multi-choice	$\blacklozenge, \star, \clubsuit$
MATH	5,000	Open-formed	$\dagger, \ddagger, \S, \triangle, \diamond, \blacktriangle, \blacktriangledown$
Mathematics	1,000	Open-formed	$\dagger, \ddagger, \diamond, \blacktriangle$
SAT-Math	220	Multi-choice	$\ddagger, \triangle, \blacktriangledown$
MMLU-Math (MI)	974	Multi-choice	$\S, \triangle, \diamond, \blacktriangle$
CEval-Math	90	Multi-choice	$\triangle, \triangle, \diamond, \blacktriangle$
MMLU-Math	1,064	Multi-choice	$\S, \triangle, \diamond, \blacktriangle, \blacktriangle$

Table 4: Overview of Scientific Evaluation Tasks. (\dagger : Pre-Algebra, \ddagger : Inter-Algebra, \S : Algebra, \triangle : Probability, \diamond : NumTheory, \blacktriangle : Statistics, \blacklozenge : Calculus, \blacktriangledown : Geometry, \blacklozenge : Physics, \star : Chemistry, \clubsuit : Biology)

using the Huggingface transformers library. For the 6B, 12B, and 32B models, we have utilized a learning rate of 3e-6, employed a linear scheduler, and trained for two epochs. To efficiently train the model, we have leveraged DeepSpeed (Rajbhandari et al., 2020) training.

3 Experiments

3.1 Evaluation Setup

Scientific and Mathematical Tasks. In Table 4, the evaluation tasks are summarized. Ten tasks have been chosen as out-of-domain benchmark datasets, encompassing CEval-Hard, CEval-Sci, MMLU-Sci, SciEval (Sun et al., 2023), MATH, Mathematics, SAT-Math, MMLU-Math from Math-Instruction, CEval-MATH, and MMLU-MATH. These evaluation datasets cover a broad range of subjects, including math, physics, and chemistry.

- CEval-Hard (Huang et al., 2023) comprises the eight subjects at the hard level from CEval.
- CEval-Sci (Huang et al., 2023) is selected from CEval including mathematical, physical, and chemical subjects.
- MMLU-Sci (Hendrycks et al., 2020) is similar to CEval-Sci and includes mathematical, physical, and chemical subjects selected from MMLU.
- SciEval (Sun et al., 2023) serves as a comprehensive, multi-disciplinary benchmark for assessing subjective question-answering capabilities.
- MATH (Hendrycks et al., 2021) is a standard benchmark for evaluating the mathematical ability of LLMs.

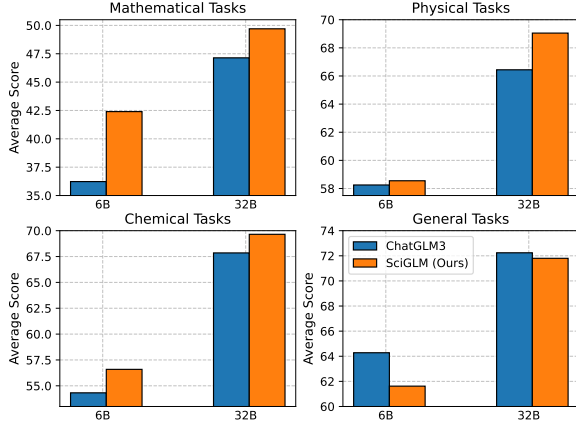


Figure 4: SciGLM consistently improving the ChatGLM3-Base through instructing-tuning on SciInstruct for different model size and different tasks.

- Mathematics (Davies et al., 2021) mainly includes Algebra, NumTheory, and Calculus.
- SAT-Math (Zhong et al., 2023) is a math task including Intermediate Algebra, Probability, and Calculus.
- MMLU-Math (MI) (Hendrycks et al., 2020) evaluation is the same as MAMmoTH (Yue et al., 2023), including Algebra, Probability, NumTheory, and Calculus.
- CEval-MATH (Huang et al., 2023) only includes mathematical subjects extracted from CEval.
- MMLU-Math (Hendrycks et al., 2020) differs from MMLU-Math (MI) in that this evaluation dataset replaces the Formatic subject with an Elementary subject.

General Tasks. Furthermore, we assess the generalization abilities of tasks across various scales when fine-tuning models. These tasks include assessing knowledge abilities (MMLU and CEval), code generation (MBPP), and elementary-level mathematical reasoning (GSM8K).

Evaluation Metrics. The default setting for the fine-tuned SciGLM model inherently provides the CoT solution. Hence, we conduct all experiments using CoT settings. To thoroughly and accurately evaluate the capabilities of different models, we employ the accuracy metric for all tasks except for code generation, for which we use the pass@1 metric.

Baselines. We consider the following baselines:

- GPT-4 (OpenAI, 2023): We consider the closed-source model GPT-4, which uses CoT prompting.
- GLM (Du et al., 2022; Zeng et al., 2022) and

LLaMA (Touvron et al., 2023) Base: We select ChatGLM2-6B (Base), ChatGLM3-6B (Base), ChatGLM2-12B (Base), and ChatGLM3-32B-Base as the base models. In addition, we consider LLaMA-2-7B and LLaMA-2-13B as baselines.

- Continue Pre-training: We include Galactica (Taylor et al., 2022) although we note that its continued pre-training does not necessarily include college-level scientific reasoning.
- Dataset-specific Tuning: For the dataset-specific tuning, we consider WizardMath (Luo et al., 2023), MAMmoTH-CoT (Yue et al., 2023), and MetaMath (Yu et al., 2023), which adapt to the MATH dataset.

We employ a standardized evaluation framework to compare GLM and LLaMA Base baselines fairly. To gauge performance in the MATH task, we utilize zero-shot and 8-shot configurations to determine the highest accuracy. Additionally, for Mathematics, SAT-Math, MMLU, and CEval, we employ a chat module for assessment. When dealing with multiple-choice questions, we formulate the prompt as "Therefore, among A through D, the answer is".

3.2 Main Results

Table 5, Table 6, and Table 7 present experimental findings for scientific and mathematical benchmarks, as well as general tasks. The results show that training on the provided SciInstruct benefits reasoning tasks, improving performance in scientific reasoning (i.e., CEval-Sci, SciEval, MMLU-Sci) and transferring to mathematical tasks. Such performance improvement is consistent with different scale of based model parameters, across 6B, 12B and 32B. In addition, SciGLM’s performance improvement on scientific reasoning does not sacrifice its general language understanding capabilities. As shown in Figure 4, on standard task like MMLU and elementary math GSM8K, SciGLM even achieves slight performance improvement. On code generation like MBPP, the performance is slightly lower but is overall consistent.

3.3 Ablation Studies

3.3.1 Impact of Subject

We conduct experiments to study the effect of subjects in SciGLM. We finetuned the ChatGLM3-6B-Base model on multiple settings without anyone subject. Since SciGLM is trained on SciInstruct

Model	CEval-Hard	CEval-Sci	MMLU-Sci	SciEval	Avg. Sci	Avg. {Sci+Math}
(API, parameter details unknown)						
GPT-4	54.96	60.55	-	73.93	-	-
GPT-3.5-turbo	41.37	46.83	-	66.97	-	-
Claude-v1.3	39.14	44.64	-	63.45	-	-
(# parameter = 6B~7B)						
LLaMA-2-7B	28.29 [†]	30.00 [†]	30.41	28.37	28.29	24.12
Galactica-6.7B	11.84 [†]	11.44 [†]	30.68	50.87	26.21	20.00
ChatGLM2-6B	29.61 [†]	45.71 [†]	37.09 [†]	53.02 [†]	45.27	34.39
ChatGLM2-6B-Base	32.90 [†]	40.95 [†]	38.06 [†]	50.38 [†]	43.13	33.46
ChatGLM3-6B	36.84 [†]	38.57 [†]	<u>41.78[†]</u>	56.56 [†]	45.64	33.63
ChatGLM3-6B-Base	<u>45.40[†]</u>	<u>54.29[†]</u>	<u>40.16[†]</u>	61.69[†]	50.38	<u>41.89</u>
SciGLM (ChatGLM3-6B-Base)	50.66	59.05	42.32	<u>61.49</u>	53.38	46.79
(# parameter = 12B~13B)						
LLaMA-2-13B	19.74 [†]	19.05 [†]	35.85	36.96	27.90	27.51
Vicuna-13B	-	-	32.13	53.93	-	-
ChatGLM2-12B	21.05 [†]	49.52 [†]	41.19 [†]	55.86 [†]	41.91	37.21
ChatGLM2-12B-Base	35.54 [†]	47.14 [†]	46.79 [†]	59.61 [†]	47.27	39.63
SciGLM (ChatGLM2-12B-Base)	47.37	55.71	46.95	56.35	51.60	43.57
(# parameter = 30B~32B)						
Galactica-30B	-	-	35.53	54.96	-	-
ChatGLM3-32B-Base	53.95 [†]	64.29 [†]	50.30 [†]	67.38 [†]	58.98	51.88
SciGLM (ChatGLM3-32B-Base)	57.89	67.14	53.53	68.56	61.78	54.53

Table 5: **Results on Scientific Reasonings tasks.** Experiments indicate that SciGLM fine-tuning consistently outperforms the base ChatGLM2 and ChatGLM3 across various parameter scales. Avg. Sci represents the weighted average score of all scientific tasks within the same evaluation category, while Avg. Bench signifies the weighted average score on both scientific and mathematical tasks. **Bold** spotlights the best performance among both closed-source models and open-source models. Underline denotes the second-best result among open-source models. Results marked as [†] are benchmarked by ourselves.

composed of multiple subjects, we are interested in investigating the impact of each subject. As shown in Figure 5, the results from our subject ablation on ten evaluation benchmarks indicate that multiple subjects can obtain the best performance and are very efficient in the subject collection. However, we noted a slight decrease in performance when leaving out a subject, implying that potential gap.

3.3.2 Impact of Number of Questions

One of the main factors that impacts the performance of the model is the number and quality of the training dataset. This raises the question of how the dataset size impacts the model’s performance. To investigate this, we evaluate the effect of the number of input instructions. As shown in Figure 6, we show the ablation results. Overall, the accuracy improves as the number of instructions increases, which is consistent with the scaling law found in (Yuan et al., 2023).

4 Related Work

4.1 Scientific Reasoning Datasets

Mathematical Datasets. In the past, the emphasis in mathematical reasoning tasks was primarily on fundamental arithmetic reasoning datasets (Koncel-Kedziorski et al., 2015; Roy and Roth, 2016; Patel et al., 2021), addressing basic mathematical problems such as AddSub (Hosseini et al., 2014). Later on, to address realistic math word problems, some more difficult datasets are proposed (Ling et al., 2017; Amini et al., 2019; Cobbe et al., 2021; Azerbayev et al., 2023). To construct a more difficult and diversified dataset, NumGLUE (Mishra et al., 2022) and LiLA (Mishra et al., 2022) have been introduced to enhance current research. However, their focus remains primarily on elementary, middle school, and high school math problems. Given the rapid advancement of LLMs, to assess their capacity and constraints in addressing more intricate math problems, MMLU (Hendrycks et al., 2020)

Model	MATH	Mathematics	SAT-Math	MMLU-Math (MI)	CEval-Math	MMLU-Math	Avg. Math
(API, parameter details unknown)							
GPT-4	42.50	-	95.00	-	53.91	-	-
GPT-3.5-turbo	34.10	-	70.90	-	40.81	-	-
Claude-v1.3	-	-	-	-	37.66	-	-
(# parameter = 6B~7B)							
LLaMA-2-7B	2.50	6.00	26.80	29.80	30.00 [†]	29.04	20.69
Galactica-6.7B	2.20	4.60	17.50	28.00	14.48 [†]	28.36	15.86
WizardMath-7B	10.70	9.30	25.40	31.10	-	-	-
MAmmoTH (CoT)-7B	10.40	9.20	32.70	39.90	-	-	-
MetaMath-7B	19.80	-	-	-	-	-	-
MAmmoTH & MetaMath-7B	24.10	18.30	41.40	44.40	-	-	-
ChatGLM2-6B	6.90 [†]	14.30 [†]	39.55 [†]	38.91 [†]	36.67 [†]	37.41	28.95
ChatGLM2-6B-Base	7.84 [†]	17.10 [†]	34.55 [†]	40.45 [†]	32.22 [†]	39.57 [†]	28.62
ChatGLM3-6B	9.92 [†]	11.60 [†]	39.09 [†]	41.07 [†]	21.11 [†]	42.95[†]	27.62
ChatGLM3-6B-Base	<u>25.38[†]</u>	<u>29.30[†]</u>	<u>55.91[†]</u>	31.83 [†]	<u>40.00[†]</u>	34.96 [†]	<u>36.23</u>
SciGLM (ChatGLM3-6B-Base)	24.42	29.70	64.09	49.90	47.78	<u>38.53</u>	42.40
(# parameter = 12B~13B)							
LLaMA-2-13B	3.90	11.50	32.70	34.40	18.89 [†]	33.83	22.54
Vicuna-13B	5.80	10.00	34.00	34.10	-	29.79	-
WizardMath-13B	14.00	14.10	24.50	32.10	-	-	-
MAmmoTH (CoT)-13B	10.20	9.60	40.90	36.60	-	-	-
MAmmoTH & MetaMath-13B	26.18	20.60	48.18	48.25	-	-	-
ChatGLM2-12B	9.82 [†]	18.60 [†]	52.27 [†]	42.71 [†]	37.78 [†]	43.33 [†]	34.08
ChatGLM2-12B-Base	11.92 [†]	21.50 [†]	43.64 [†]	46.00 [†]	37.78 [†]	46.43 [†]	34.54
SciGLM (ChatGLM2-12B-Base)	12.92	20.60	59.09	48.77	38.89	49.06	38.22
(# parameter = 30B~32B)							
Galactica-30B	12.70	11.80	37.70	37.90	-	-	-
ChatGLM3-32B-Base	31.60 [†]	38.60[†]	67.73 [†]	50.10 [†]	51.11 [†]	43.70 [†]	47.14
SciGLM (ChatGLM3-32B-Base)	32.30	<u>33.60</u>	69.55	59.75	55.56	<u>47.46</u>	49.70

Table 6: **Results on Mathematical Reasoning.** SciGLM outperforms all base models across various parameter scales. The Avg. Math represents the weighted average score of all mathematical tasks within the evaluation category. The use of **Bold** highlights the best result among closed-source and open-source models, while Underline denotes the second-best result among open-source models. Results marked as [†] are benchmarked by ourselves.

Model	MMLU	CEval	MBPP	GSM8K	Avg.
GPT-4	86.40	68.70	83.00	87.10	81.30
ChatGLM3-6B-Base	61.32	67.09	55.80	72.93	64.28
SciGLM (6B-Base)	61.38	67.16	45.00	72.93	61.62
ChatGLM3-32B-Base	69.05	79.94	58.20	81.80	72.24
SciGLM (32B-Base)	70.08	79.64	56.60	82.64	71.80

Table 7: **Results on general language understanding tasks.** Fine-Tuning does not sacrifice most language tasks, and only drop a little bit on code generation task.

with college-level math problems has been proposed. To address the more challenging college-level math problems, PoT (Chen et al., 2023b; Wang et al., 2023c) is proposed. Our proposed SciInstruct covers more complex and more diversified math problems at the college level.

Scientific Datasets. To address the scientific ability of LLMs, SciBench (Wang et al., 2023c) proposes various solutions like calling existing tools (python and Wolfram). SciEval (Sun et al., 2023)

presents a multi-level evaluation benchmark for scientific research. GPQA (Rein et al., 2023) builds a graduate-level Q&A benchmark to evaluate more difficult physics and chemistry questions.

4.2 General Reasoning with LLMs

Assisted by Chain-of-Thought prompting (Wei et al., 2022; Kojima et al., 2022; Wang et al., 2022c) and Tree-or-Thought (Yao et al., 2023), LLMs have brought decent reasoning performance improvements. Especially, on the challenging BIG-Bench tasks, the CoT technique has already outperformed human ability (Suzgun et al., 2022). Later on, to address reasoning tasks, a few studies (Nye et al., 2021; Wang et al., 2022a,b; Li et al., 2023b; Wang et al., 2023b; Yu et al., 2023; Drozdov et al., 2022; Zhou et al., 2022) propose various methods to leverage LLMs and retain step-by-step processes. With the rapid development of LLM Agents, several works (Yao et al., 2022; Zeng et al., 2023) propose to utilize external tools to enhance the reasoning

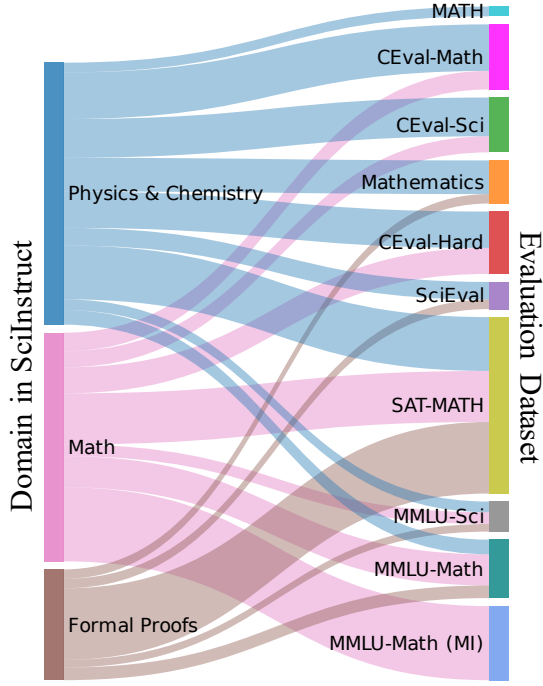


Figure 5: **Influence of different domain in fine-tuning data towards target tasks.** Weight is calculated by $(\text{Acc. (SciGLM)} - \text{Acc. (Exclude subjects)}) / \text{Acc. (SciGLM)}$ under the leave-one-out subject setting.

capabilities of LLMs. For example, ReAct (Yao et al., 2022) attempts to call existing tools like web search engines to improve the reasoning skills of LLMs. Indeed, leveraging the programs as thought processes is a natural way. Several recent studies have utilized programs as thought processes, such as PoT (Chen et al., 2022), to improve the reasoning abilities of LLMs. To enhance LLMs’ reasoning performance in solving mathematical or scientific problems with PoT, several methods have been suggested, including Self-critic (Gou et al., 2023), Self-eval (Xie et al., 2021), and Plan-and-solve (Wang et al., 2023a). For example, self-critic (Gou et al., 2023) and self-eval (Xie et al., 2021) propose to adopt self-evaluation to improve the generated program’s robustness. Different from these two methods, plan-and-solve (Wang et al., 2023a) adopts more detailed planning instructions to generate a high-level reasoning plan for LLMs. Indeed, these methods have demonstrated that they can obtain great capabilities over PoT.

4.3 Scientific Reasoning with LLMs

Recently, there have been advances to bridge the gaps in reasoning difficulty and evaluation subjects from three perspectives. **(1) High-level evaluation** like SciBench (Wang et al., 2023c) and

GPQA (Rein et al., 2023), which evaluates the scientific reasoning capabilities of LLMs at the college level and even graduate level. In addition, SciEval (Sun et al., 2023) provides a multi-level LLMs evaluation benchmark to address data leakage problems and subjective question/answer evaluation ability issues. **(2) Continued pre-training** like Galactica (Taylor et al., 2022) and MINERVA (Lewkowycz et al., 2022), which continue to train their respective base LLMs on multiple web texts including science-related or math-related corpus. In particular, Galactica trains 106 billion tokens. This continued pre-training approach explores the potential of LLMs for science and contributes to the open-source models for the scientific community, but it is computationally expensive. Mistral (Jiang et al., 2023) leverages grouped-query attention and sliding window attention to improve performance and fine-tune public instruction datasets. **(3) Dataset-specific fine-tuning** like RFT (Yuan et al., 2023), Wizard-Math (Luo et al., 2023), MAMmoTH (Yue et al., 2023), and MetaMath (Yu et al., 2023), which constructs certain datasets including GSM8K and MATH, conducts supervised fine-tuning of LLMs and evaluates the popular benchmarks GSM8K and MATH. Compared to base LLMs, RFT, Wizard-Math, and MetaMath implement the accuracy increment on GSM8K by 11.5% and improve the accuracy on MATH by 8.7% at a 6B ~ 7B scale. However, these approaches degrade the performance of out-of-domain tasks like MMLU-Math (Hendrycks et al., 2020). To improve the generalization to wide math reasoning tasks, MAMmoTH not only improves the in-domain (IND) performance like GSM8K but also generalizes to broader mathematical tasks by building a spectrum of math instruction tuning datasets including in-domain and out-of-domain datasets. However, this series of methods mainly focuses on mathematical reasoning tasks.

4.4 Instruction Tuning in LLMs

To align language models with human preferences and effective objectives, some works (Zeng et al., 2023; Xu et al., 2023) design instruction tuning. The instruction tuning aims to mine the potential capabilities by aligning with and responding to human preference. Early on, instruction tuning focuses on improving the instruction-following abilities of LLMs for general purposes. Represented by FLAN (Wei et al., 2021) and T0 (Sanh et al., 2021),

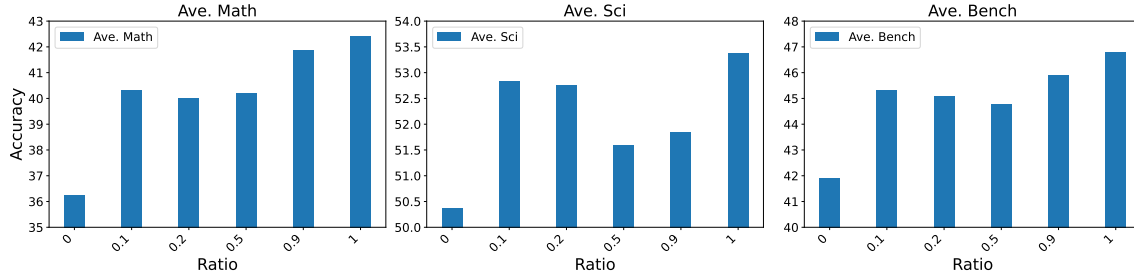


Figure 6: **Performance Improvement over different scale of instruction data.** The x-axis represents the proportion of instruction per domain, and y-axis represents the average accuracy on corresponding datasets.

they aim to understand the generalization abilities of LLMs for instruction tuning. Later, to comprehend the efficacy and performance of enlarging the instructional tuning datasets on models, FLAN-v2 (Chung et al., 2022; Longpre et al., 2023) has been proposed to validate this goal. However, these methods build training instruction tuning datasets in a human-annotated manner. Recently, various studies (Wang et al., 2022d; Xu et al., 2023; Peng et al., 2023; Zeng et al., 2023; Zhou et al., 2023; Wang et al., 2023d) have started to construct synthetic instruction following datasets distilled from some LLMs like GPT-3.5-turbo and GPT-4. Like these works, Platypus (Lee et al., 2023) constructs a small-scale instruction for the following dataset by utilizing a domain-specialized dataset, aiming to enhance the reasoning capabilities of LLMs.

5 Conclusion

In this work, we aim to improve the scientific reasoning capabilities of LLMs not limited to mathematical tasks. By collecting diverse instructions, self-reflective annotation instructions, and filtering out instructions on mathematics, physics, and chemistry subjects, we present a high-level and high-quality dataset, referred to as SciInstruct, to enhance and enrich the scientific knowledge of LLMs. Using SciInstruct, we train SciGLM by fine-tuning ChatGLM series models, significantly outperformed on scientific and mathematical benchmarks over the base models and even some state-of-the-art LLMs that has order of magnitude more parameters. Our research underscores the significance of diverse training data as well as LLM self-annotation and correctness for enhancing general reasoning capability, even for hard domain like science. In the future, we aim to enhance the model’s capabilities by synthesizing data purely from unstructured data (like academic papers and

knowledge base), and explore more advanced self-improving techniques to bootstrap LLM reasoning.

Limitation

In this section, we discuss more limitations during the research of SciInstruct and SciGLM.

Scale of dataset and model. Even though our training dataset has expanded to approximately 170k, improving model performance still necessitates access to an even larger dataset. Presently, our model’s experimental outcomes are carried out at 6B, 12B, and 32B parameters, leading to a relatively better performance. However, it’s important to note that these performances are constrained by the model’s scale. Moving forward, it’s worth exploring the potential benefits of leveraging larger-scale datasets and models to further improve performance.

Using data classifier to enhance the generation of models. In line with what was discussed in Section 2.3, we employ a data classifier to boost the instruction quality, yielding improved performance as shown in Table 2. However, we anticipate that the data classifier, also referred to as the reward model, could provide even greater benefits. One particular avenue of improvement could be bootstrapping data to improve the ability of the base model.

Acknowledgements

We would like to thank the data annotators for their help and support. All GPU compute and API costs are provided by Zhipu AI.

References

Microsoft Research AI4Science and Microsoft Azure Quantum. 2023. The impact of large language models on scientific discovery: a preliminary study using gpt-4. *arXiv preprint arXiv:2311.07361*.

- Aida Amini, Saadia Gabriel, Peter Lin, Rik Koncel-Kedziorski, Yejin Choi, and Hannaneh Hajishirzi. 2019. Mathqa: Towards interpretable math word problem solving with operation-based formalisms. *arXiv preprint arXiv:1905.13319*.
- Jacob Austin, Augustus Odena, Maxwell Nye, Maarten Bosma, Henryk Michalewski, David Dohan, Ellen Jiang, Carrie Cai, Michael Terry, Quoc Le, et al. 2021. Program synthesis with large language models. *arXiv preprint arXiv:2108.07732*.
- Zhangir Azerbayev, Hailey Schoelkopf, Keiran Paster, Marco Dos Santos, Stephen McAleer, Albert Q. Jiang, Jia Deng, Stella Biderman, and Sean Welleck. 2023. [Llemma: An open language model for mathematics](#).
- Bruno Barras, Samuel Boutin, Cristina Cornes, Judicaël Courant, Jean-Christophe Filliatre, Eduardo Gimenez, Hugo Herbelin, Gerard Huet, Cesar Munoz, Chetan Murthy, et al. 1997. *The Coq proof assistant reference manual: Version 6.1*. Ph.D. thesis, Inria.
- Kaifeng Bi, Lingxi Xie, Hengheng Zhang, Xin Chen, Xiaotao Gu, and Qi Tian. 2023. [Accurate medium-range global weather forecasting with 3d neural networks](#). *Nature*, 619:1–6.
- Bo Chen, Xingyi Cheng, Yangli ao Geng, Shen Li, Xin Zeng, Boyan Wang, Jing Gong, Chiming Liu, Aohan Zeng, Yuxiao Dong, Jie Tang, and Le Song. 2023a. [xtrimopglm: Unified 100b-scale pre-trained transformer for deciphering the language of protein](#). *bioRxiv*.
- Wenhu Chen, Xueguang Ma, Xinyi Wang, and William W Cohen. 2022. Program of thoughts prompting: Disentangling computation from reasoning for numerical reasoning tasks. *arXiv preprint arXiv:2211.12588*.
- Wenhu Chen, Ming Yin, Max Ku, Pan Lu, Yixin Wan, Xueguang Ma, Jianyu Xu, Xinyi Wang, and Tony Xia. 2023b. Theoremqa: A theorem-driven question answering dataset. *arXiv preprint arXiv:2305.12524*.
- Hyung Won Chung, Le Hou, Shayne Longpre, Barret Zoph, Yi Tay, William Fedus, Yunxuan Li, Xuezhi Wang, Mostafa Dehghani, Siddhartha Brahma, et al. 2022. Scaling instruction-finetuned language models. *arXiv preprint arXiv:2210.11416*.
- Karl Cobbe, Vineet Kosaraju, Mohammad Bavarian, Mark Chen, Heewoo Jun, Lukasz Kaiser, Matthias Plappert, Jerry Tworek, Jacob Hilton, Reiichiro Nakano, et al. 2021. Training verifiers to solve math word problems. *arXiv preprint arXiv:2110.14168*.
- Alex Davies, Petar Veličković, Lars Buesing, Sam Blackwell, Daniel Zheng, Nenad Tomašev, Richard Tanburn, Peter Battaglia, Charles Blundell, András Juhász, et al. 2021. Advancing mathematics by guiding human intuition with ai. *Nature*, 600(7887):70–74.
- Leonardo de Moura, Soonho Kong, Jeremy Avigad, Floris Van Doorn, and Jakob von Raumer. 2015. The Lean theorem prover (system description).
- Cheng Deng, Tianhang Zhang, Zhongmou He, Qiyuan Chen, Yuanyuan Shi, Le Zhou, Luoyi Fu, Weinan Zhang, Xinbing Wang, Chenghu Zhou, et al. 2023. Learning a foundation language model for geoscience knowledge understanding and utilization. *arXiv preprint arXiv:2306.05064*.
- Andrew Drozdov, Nathanael Schärli, Ekin Akyürek, Nathan Scales, Xinying Song, Xinyun Chen, Olivier Bousquet, and Denny Zhou. 2022. Compositional semantic parsing with large language models. *arXiv preprint arXiv:2209.15003*.
- Zhengxiao Du, Yujie Qian, Xiao Liu, Ming Ding, Jiezhong Qiu, Zhilin Yang, and Jie Tang. 2022. Glm: General language model pretraining with autoregressive blank infilling. In *Proceedings of the 60th Annual Meeting of the Association for Computational Linguistics (Volume 1: Long Papers)*, pages 320–335.
- Zhibin Gou, Zhihong Shao, Yeyun Gong, Yelong Shen, Yujia Yang, Nan Duan, and Weizhu Chen. 2023. Critic: Large language models can self-correct with tool-interactive critiquing. *arXiv preprint arXiv:2305.11738*.
- Dan Hendrycks, Collin Burns, Steven Basart, Andy Zou, Mantas Mazeika, Dawn Song, and Jacob Steinhardt. 2020. Measuring massive multitask language understanding. *arXiv preprint arXiv:2009.03300*.
- Dan Hendrycks, Collin Burns, Saurav Kadavath, Akul Arora, Steven Basart, Eric Tang, Dawn Song, and Jacob Steinhardt. 2021. Measuring mathematical problem solving with the math dataset. *arXiv preprint arXiv:2103.03874*.
- Mohammad Javad Hosseini, Hannaneh Hajishirzi, Oren Etzioni, and Nate Kushman. 2014. Learning to solve arithmetic word problems with verb categorization. In *Proceedings of the 2014 Conference on Empirical Methods in Natural Language Processing (EMNLP)*, pages 523–533.
- Yuzhen Huang, Yuzhuo Bai, Zhihao Zhu, Junlei Zhang, Jinghan Zhang, Tangjun Su, Junteng Liu, Chuancheng Lv, Yikai Zhang, Jiayi Lei, et al. 2023. C-eval: A multi-level multi-discipline chinese evaluation suite for foundation models. *arXiv preprint arXiv:2305.08322*.
- Albert Q Jiang, Alexandre Sablayrolles, Arthur Mensch, Chris Bamford, Devendra Singh Chaplot, Diego de las Casas, Florian Bressand, Gianna Lengyel, Guillaume Lample, Lucile Saulnier, et al. 2023. Mistral 7b. *arXiv preprint arXiv:2310.06825*.
- Takeshi Kojima, Shixiang Shane Gu, Machel Reid, Yutaka Matsuo, and Yusuke Iwasawa. 2022. Large language models are zero-shot reasoners. *Advances in neural information processing systems*, 35:22199–22213.

- Rik Koncel-Kedziorski, Hannaneh Hajishirzi, Ashish Sabharwal, Oren Etzioni, and Siena Dumas Ang. 2015. Parsing algebraic word problems into equations. *Transactions of the Association for Computational Linguistics*, 3:585–597.
- Ariel N Lee, Cole J Hunter, and Nataniel Ruiz. 2023. Platypus: Quick, cheap, and powerful refinement of llms. *arXiv preprint arXiv:2308.07317*.
- Aitor Lewkowycz, Anders Andreassen, David Dohan, Ethan Dyer, Henryk Michalewski, Vinay Ramasesh, Ambrose Slone, Cem Anil, Imanol Schlag, Theo Gutman-Solo, et al. 2022. Solving quantitative reasoning problems with language models. *Advances in Neural Information Processing Systems*, 35:3843–3857.
- Ming Li, Lichang Chen, Jiuhai Chen, Shwai He, Heng Huang, Jiuxiang Gu, and Tianyi Zhou. 2023a. Reflection-tuning: Data recycling improves llm instruction-tuning. *arXiv preprint arXiv:2310.11716*.
- Yifei Li, Zeqi Lin, Shizhuo Zhang, Qiang Fu, Bei Chen, Jian-Guang Lou, and Weizhu Chen. 2023b. Making language models better reasoners with step-aware verifier. In *Proceedings of the 61st Annual Meeting of the Association for Computational Linguistics (Volume 1: Long Papers)*, pages 5315–5333.
- Wang Ling, Dani Yogatama, Chris Dyer, and Phil Blunsom. 2017. Program induction by rationale generation: Learning to solve and explain algebraic word problems. *arXiv preprint arXiv:1705.04146*.
- Shayne Longpre, Le Hou, Tu Vu, Albert Webson, Hyung Won Chung, Yi Tay, Denny Zhou, Quoc V Le, Barret Zoph, Jason Wei, et al. 2023. The flan collection: Designing data and methods for effective instruction tuning. *arXiv preprint arXiv:2301.13688*.
- Haipeng Luo, Qingfeng Sun, Can Xu, Pu Zhao, Jianguang Lou, Chongyang Tao, Xiubo Geng, Qingwei Lin, Shifeng Chen, and Dongmei Zhang. 2023. Wizardmath: Empowering mathematical reasoning for large language models via reinforced evol-instruct. *arXiv preprint arXiv:2308.09583*.
- Tobias Nipkow, Markus Wenzel, and Lawrence C Paulson. 2002. *Isabelle/HOL: a proof assistant for higher-order logic*.
- Maxwell Nye, Anders Johan Andreassen, Guy Gur-Ari, Henryk Michalewski, Jacob Austin, David Bieber, David Dohan, Aitor Lewkowycz, Maarten Bosma, David Luan, et al. 2021. Show your work: Scratchpads for intermediate computation with language models. *arXiv preprint arXiv:2112.00114*.
- OpenAI. 2023. [Gpt-4 technical report](#).
- Arkil Patel, Satwik Bhattamishra, and Navin Goyal. 2021. Are nlp models really able to solve simple math word problems? *arXiv preprint arXiv:2103.07191*.
- Baolin Peng, Chunyuan Li, Pengcheng He, Michel Galley, and Jianfeng Gao. 2023. Instruction tuning with gpt-4. *arXiv preprint arXiv:2304.03277*.
- Samyam Rajbhandari, Jeff Rasley, Olatunji Ruwase, and Yuxiong He. 2020. Zero: Memory optimizations toward training trillion parameter models. In *SC20: International Conference for High Performance Computing, Networking, Storage and Analysis*, pages 1–16. IEEE.
- David Rein, Betty Li Hou, Asa Cooper Stickland, Jackson Petty, Richard Yuanzhe Pang, Julien Dirani, Julian Michael, and Samuel R Bowman. 2023. Gpqa: A graduate-level google-proof q&a benchmark. *arXiv preprint arXiv:2311.12022*.
- Subhro Roy and Dan Roth. 2016. Solving general arithmetic word problems. *arXiv preprint arXiv:1608.01413*.
- Victor Sanh, Albert Webson, Colin Raffel, Stephen H Bach, Lintang Sutawika, Zaid Alyafeai, Antoine Chaffin, Arnaud Stiegler, Teven Le Scao, Arun Raja, et al. 2021. Multitask prompted training enables zero-shot task generalization. *arXiv preprint arXiv:2110.08207*.
- Noah Shinn, Beck Labash, and Ashwin Gopinath. 2023. Reflexion: an autonomous agent with dynamic memory and self-reflection. *arXiv preprint arXiv:2303.11366*.
- Liangtai Sun, Yang Han, Zihan Zhao, Da Ma, Zhennan Shen, Baocai Chen, Lu Chen, and Kai Yu. 2023. Scieval: A multi-level large language model evaluation benchmark for scientific research. *arXiv preprint arXiv:2308.13149*.
- Mirac Suzgun, Nathan Scales, Nathanael Schärli, Sebastian Gehrmann, Yi Tay, Hyung Won Chung, Aakanksha Chowdhery, Quoc V Le, Ed H Chi, Denny Zhou, et al. 2022. Challenging big-bench tasks and whether chain-of-thought can solve them. *arXiv preprint arXiv:2210.09261*.
- Ross Taylor, Marcin Kardas, Guillem Cucurull, Thomas Scialom, Anthony Hartshorn, Elvis Saravia, Andrew Poulton, Viktor Kerkez, and Robert Stojnic. 2022. Galactica: A large language model for science. *arXiv preprint arXiv:2211.09085*.
- Hugo Touvron, Thibaut Lavril, Gautier Izacard, Xavier Martinet, Marie-Anne Lachaux, Timothée Lacroix, Baptiste Rozière, Naman Goyal, Eric Hambro, Faisal Azhar, et al. 2023. Llama: Open and efficient foundation language models. *arXiv preprint arXiv:2302.13971*.
- Boshi Wang, Xiang Deng, and Huan Sun. 2022a. Iteratively prompt pre-trained language models for chain of thought. *arXiv preprint arXiv:2203.08383*.
- Boshi Wang, Sewon Min, Xiang Deng, Jiaming Shen, You Wu, Luke Zettlemoyer, and Huan Sun. 2022b. Towards understanding chain-of-thought prompting:

- An empirical study of what matters. *arXiv preprint arXiv:2212.10001*.
- Lei Wang, Wanyu Xu, Yihuai Lan, Zhiqiang Hu, Yunshi Lan, Roy Ka-Wei Lee, and Ee-Peng Lim. 2023a. Plan-and-solve prompting: Improving zero-shot chain-of-thought reasoning by large language models. *arXiv preprint arXiv:2305.04091*.
- Peiyi Wang, Lei Li, Liang Chen, Feifan Song, Binghui Lin, Yunbo Cao, Tianyu Liu, and Zhifang Sui. 2023b. Making large language models better reasoners with alignment. *arXiv preprint arXiv:2309.02144*.
- Xiaoxuan Wang, Ziniu Hu, Pan Lu, Yanqiao Zhu, Jieyu Zhang, Satyen Subramaniam, Arjun R Loomba, Shichang Zhang, Yizhou Sun, and Wei Wang. 2023c. Scibench: Evaluating college-level scientific problem-solving abilities of large language models. *arXiv preprint arXiv:2307.10635*.
- Xuezhi Wang, Jason Wei, Dale Schuurmans, Quoc Le, Ed Chi, Sharan Narang, Aakanksha Chowdhery, and Denny Zhou. 2022c. Self-consistency improves chain of thought reasoning in language models. *arXiv preprint arXiv:2203.11171*.
- Yizhong Wang, Hamish Ivison, Pradeep Dasigi, Jack Hessel, Tushar Khot, Khyathi Raghavi Chandu, David Wadden, Kelsey MacMillan, Noah A Smith, Iz Beltagy, et al. 2023d. How far can camels go? exploring the state of instruction tuning on open resources. *arXiv preprint arXiv:2306.04751*.
- Yizhong Wang, Yeganeh Kordi, Swaroop Mishra, Alisa Liu, Noah A Smith, Daniel Khashabi, and Hananeh Hajishirzi. 2022d. Self-instruct: Aligning language model with self generated instructions. *arXiv preprint arXiv:2212.10560*.
- Jason Wei, Maarten Bosma, Vincent Y Zhao, Kelvin Guu, Adams Wei Yu, Brian Lester, Nan Du, Andrew M Dai, and Quoc V Le. 2021. Finetuned language models are zero-shot learners. *arXiv preprint arXiv:2109.01652*.
- Jason Wei, Xuezhi Wang, Dale Schuurmans, Maarten Bosma, Fei Xia, Ed Chi, Quoc V Le, Denny Zhou, et al. 2022. Chain-of-thought prompting elicits reasoning in large language models. *Advances in Neural Information Processing Systems*, 35:24824–24837.
- Sang Michael Xie, Aditi Raghunathan, Percy Liang, and Tengyu Ma. 2021. An explanation of in-context learning as implicit bayesian inference. *arXiv preprint arXiv:2111.02080*.
- Can Xu, Qingfeng Sun, Kai Zheng, Xiubo Geng, Pu Zhao, Jiazhao Feng, Chongyang Tao, and Daxin Jiang. 2023. Wizardlm: Empowering large language models to follow complex instructions. *arXiv preprint arXiv:2304.12244*.
- Kaiyu Yang, Aidan Swope, Alex Gu, Rahul Chalamala, Peiyang Song, Shixing Yu, Saad Godil, Ryan Prenger, and Anima Anandkumar. 2023. LeanDojo: Theorem proving with retrieval-augmented language models. In *Neural Information Processing Systems (NeurIPS)*.
- Shunyu Yao, Dian Yu, Jeffrey Zhao, Izhak Shafran, Thomas L. Griffiths, Yuan Cao, and Karthik Narasimhan. 2023. [Tree of thoughts: Deliberate problem solving with large language models](#).
- Shunyu Yao, Jeffrey Zhao, Dian Yu, Nan Du, Izhak Shafran, Karthik Narasimhan, and Yuan Cao. 2022. React: Synergizing reasoning and acting in language models. *arXiv preprint arXiv:2210.03629*.
- Longhui Yu, Weisen Jiang, Han Shi, Jincheng Yu, Zhengying Liu, Yu Zhang, James T Kwok, Zhengguo Li, Adrian Weller, and Weiyang Liu. 2023. Metamath: Bootstrap your own mathematical questions for large language models. *arXiv preprint arXiv:2309.12284*.
- Zheng Yuan, Hongyi Yuan, Chengpeng Li, Guanting Dong, Chuanqi Tan, and Chang Zhou. 2023. Scaling relationship on learning mathematical reasoning with large language models. *arXiv preprint arXiv:2308.01825*.
- Xiang Yue, Xingwei Qu, Ge Zhang, Yao Fu, Wenhao Huang, Huan Sun, Yu Su, and Wenhui Chen. 2023. Mammoth: Building math generalist models through hybrid instruction tuning. *arXiv preprint arXiv:2309.05653*.
- Aohan Zeng, Mingdao Liu, Rui Lu, Bowen Wang, Xiao Liu, Yuxiao Dong, and Jie Tang. 2023. Agenttuning: Enabling generalized agent abilities for llms. *arXiv preprint arXiv:2310.12823*.
- Aohan Zeng, Xiao Liu, Zhengxiao Du, Zihan Wang, Hanyu Lai, Ming Ding, Zhuoyi Yang, Yifan Xu, Wendi Zheng, Xiao Xia, et al. 2022. Glm-130b: An open bilingual pre-trained model. *arXiv preprint arXiv:2210.02414*.
- Wanjun Zhong, Ruixiang Cui, Yiduo Guo, Yaobo Liang, Shuai Lu, Yanlin Wang, Amin Saied, Weizhu Chen, and Nan Duan. 2023. Agieval: A human-centric benchmark for evaluating foundation models. *arXiv preprint arXiv:2304.06364*.
- Chunting Zhou, Pengfei Liu, Puxin Xu, Srinu Iyer, Jiao Sun, Yuning Mao, Xuezhe Ma, Avia Efrat, Ping Yu, Lili Yu, et al. 2023. Lima: Less is more for alignment. *arXiv preprint arXiv:2305.11206*.
- Denny Zhou, Nathanael Schärli, Le Hou, Jason Wei, Nathan Scales, Xuezhi Wang, Dale Schuurmans, Claire Cui, Olivier Bousquet, Quoc Le, et al. 2022. Least-to-most prompting enables complex reasoning in large language models. *arXiv preprint arXiv:2205.10625*.

6 Appendix

6.1 GPT Labeling

As shown in Figure 7, we present the process of GPT-4 labeling.

6.2 Detailed Error Analysis

As shown in Figure 8, we give detailed error examples, which are summarized in Section 2.3.

6.3 Detailed Experimental Results

Domain-wise Results in Figure 4. We present the detailed subject results in Table 8 and Table 9 for Figure 4.

6.4 SciInstruct Examples

We present SciInstruct examples for Math (Figure 10), Physics (Figure 11), Chemistry (Figure 12), and Formal Proofs (Figure 13).

6.5 SciInstruct Examples

As shown in Figure 9, we present a concrete example and model output from SciEval, including the ChaGLM3-6B-Base and SciGLM.

GPT-4 Labeling	
Prompt:	The following input includes three segments. It starts with a question, followed by a step-by-step solution to the question, and ends with the true answer. If the answer obtained in the solution is equivalent to the real one, output '1', otherwise output '0'.
Input	<p>Q: A photon moving at speed c, a person chasing light at $0.9c$, that person observes the speed of light is?</p> <p>Solution: According to Einstein's theory of special relativity, we cannot simply add up the velocities. In relativity, the superposition of velocities follows the Lorentz transformation, rather than the classical addition. For the speed of light, there is a special case in which the observer measures the speed of light as c, regardless of the observer's speed. This means that even if an observer is moving at $0.9c$, the speed of light he measures is still c. Therefore, the speed of light observed by this person is c.</p> <p>Real Answer: c.</p>
GPT-4 Output:	1

Figure 7: We present the process of GPT-4 labeling. Given a prompt, question, solution, and real answer, GPT-4 can give the final label output.

model	Ave.	CEval				MMLU				SciEval
		Avg.	College Physics	High School Physics	Middle School Physics	Avg.	College Physics	Conceptual Physics	Middle School Physics	
ChatGLM3-6B-Base	54.32	63.16	42.11	63.16	84.21	45.59	39.22	55.32	34.44	46.95
SciGLM (ChatGLM3-6B-Base)	56.59	66.67	47.37	63.16	89.47	46.52	34.31	55.32	41.06	47.56
ChatGLM3-32B-Base	67.85	78.95	57.89	78.95	100.00	56.76	42.16	62.55	57.62	51.22
SciGLM (ChatGLM3-32B-Base)	69.65	80.70	63.16	78.95	100.00	58.61	41.18	66.81	57.62	56.71

Table 8: Detailed results of physical subjects for Figure 1. **Bold** denotes the best result in the closed-source models and open-source models.

model	Ave.	CEval				MMLU			SciEval
		Avg.	College Chemistry	High School Chemistry	Middle School Chemistry	Avg.	College Chemistry	High School Chemistry	
ChatGLM3-6B-Base	58.25	66.67	45.83	63.16	95.00	49.83	45.00	52.22	55.76
SciGLM (ChatGLM3-6B-Base)	58.55	68.25	41.67	73.68	95.00	48.84	47.00	49.75	57.27
ChatGLM3-32B-Base	66.44	69.84	41.67	78.95	95.00	63.04	51.00	68.97	60.15
SciGLM (ChatGLM3-32B-Base)	69.05	71.42	45.83	78.95	95.00	66.67	57.00	71.43	61.40

Table 9: Detailed results of chemical subjects for Figure 1. **Bold** denotes the best result in the closed-source models and open-source models.

Comprehension mistakes

Explanation

Answers that do not resolve the task exactly as instructed, often including an output that is insufficient.

Example

Q: A particle moving in a straight line in the x direction has the coordinates $x = 5t^2 - t^3$ at time t , where x is measured in meters and t in seconds. Find: displacement and average velocity in the 4th second.

A: The displacement in 4 seconds can be obtained by calculating the coordinates at $t = 4$ minus the coordinates at $t = 0$, Displacement = $x(4) - x(0) = 5 \times 4^2 - 4^3 - 5 \times 0^2 + 0^3 = 5 \times 16 - 64 - 0 + 0 = 80 - 64 = 16$. Average velocity in 4 seconds can be obtained by calculating displacement divided by time, that is $average_velocity = displacement/time = 16/4 = 4$. In summary, the displacement in 4 seconds is 16 meters, the average speed is 4 meters/second, and the distance traveled by the particle is 16 meters.

Error: Wrong comprehension. The answer should be displacement and average velocity 'in the 4th second' rather than 'in 4 seconds'.

Calculation mistakes

Explanation

Answers that fail to accurately calculate or simplify mathematical expressions, especially when encountering integration and differentiation.

Example

Q: In a shell with an inner radius of R_1 and an outer radius of R_2 , the charge density in the shell is $\rho = a + br$, Where r is the distance from the center to the observation point, and there is no charge distribution elsewhere in the space. (a) Find the expression that the electric field everywhere in the space depends on r .

A: First of all, according to Gauss's law, the total electric flux of any closed surface inside the closed surface is equal to the total charge inside the closed surface. According to the conditions in the topic, the charge density in the shell is $\rho = a + br$, the total charge in the shell can be obtained as: $Q = \int_{R_1}^{R_2} \int_0^\pi \int_0^{2\pi} (a + br) \cdot r^2 \sin\theta d\phi d\theta dr = 4\pi \int_{R_1}^{R_2} (a + br)r^2 dr = 4\pi \left(\frac{a}{4} (R_2^4 - R_1^4) + \frac{b}{5} (R_2^5 - R_1^5) \right)$. According to the Gauss theorem, inside the spherical shell, the flux of the electric field is zero. Therefore, we only need to produce the electric field outside the shell. Outside the shell, according to Coulomb's Law, the electric field generated by the charge can be expressed as: $E = \frac{1}{4\pi\epsilon_0} \frac{Q}{r^2}$ Substituting Q into this formula yields: $E = \frac{1}{4\pi\epsilon_0} \frac{4\pi \left(\frac{a}{4} (R_2^4 - R_1^4) + \frac{b}{5} (R_2^5 - R_1^5) \right)}{r^2}$ simplified, we can get electric field depends on the expression of r as follows: $E = \frac{1}{\epsilon_0} \left(\frac{a}{r^2} (R_2^4 - R_1^4) + \frac{b}{r^2} (R_2^5 - R_1^5) \right)$

Error: Wrong integration.

False reasoning

Explanation

Solutions consist of false reasoning steps or made-up information in reasoning.

Example

Q: The escape work of polonium and barium is 4.52 eV, and 2.50 eV, respectively. Calculate the cut-off frequencies of barium and polonium.

A: According to the theory of photoelectric effect, the relationship between escape work and cutting potential can be expressed by the following formula escape work = cutting potential - photon energy. Apply the relationship between escape work and cutting potential to the case of barium and polonium. For polonium, cutting potential = escape work + photon energy = 4.52 eV + $h\nu$. For barium, cutting potential = escape work + photon energy = 2.50 eV + $h\nu$, where h is Planck's constant and ν is the frequency of light.

In the visible range, the frequency range of light is approximately 4.3×10^{14} Hz to 7.5×10^{14} Hz. Now we can calculate the cut-off frequencies of barium and polonium respectively. For polonium, $4.52 \text{ eV} + h\nu_{\text{cut}} = 4.30 \text{ eV}$. $h\nu_{\text{cut}} = 4.30 \text{ eV} - 4.52 \text{ eV}$. $h\nu_{\text{cut}} = -0.22 \text{ eV}$. For barium, $2.50 \text{ eV} + h\nu_{\text{cut}} = 4.30 \text{ eV}$. $h\nu_{\text{cut}} = 4.30 \text{ eV} - 2.50 \text{ eV}$. $h\nu_{\text{cut}} = 1.80 \text{ eV}$.

In summary, the cut-off frequency of polonium is -0.22 eV , and that of barium is 1.80 eV . Because the cutoff frequency is the frequency of light and must be positive, barium can be used as a phototube cathode material in the visible range. Final answer: Barium can be used as a phototube cathode material in the visible range.

Error: False reasoning, cutting potential should be W/h .

Figure 8: Error analysis of three types of self-reflection for noisy instruction filtering.

Problem How does electric field affect capacitance? A. Electric field decreases capacitance. B. Electric field doesn't affect capacitance. C. Electric field changes capacitance based on geometry. D. Electric field increases capacitance.
Correct Answer B
Answer produced by ChatGLM3-6B-Base ✗ D
Answer produced by SciGLM (ChatGLM3-6B-Base) ✓ B

Figure 9: An example problem from SciEval is accurately solved by SciGLM (ChatGLM3-6B-Base). For this problem, the category is physics; the topic is Electric Forces and Fields; the ability is Scientific Calculation; the type is multiple-choice; the task name is SocraticQA.

Problem Using the method of undetermined coefficients to answer the below question. $y'' - 2y' + 5y = \sin x, y(0) = 1, y'(0) = 1$
Answer Analysis: The key points of this problem are the undetermined coefficients and the differential equation of parameter variations. This test uses the Method of undetermined coefficients to solve differential equation problems. Step1: the auxiliary equation is $r^2 - 2r + 5 = 0$ with roots $r = 1 \pm 2i$, so the complementary solution is: $y_e(x) = e^x (c_1 \cos 2x + c_2 \sin 2x)$. Try the particular solution: $y_p(x) = A \cos x + B \sin x$, $y_p' = -A \sin x + B \cos x$ Step2: substituting, we have: $(-A \cos x - B \sin x) - 2(-A \sin x + B \cos x) + 5(A \cos x + B \sin x) = \sin x$ $\Rightarrow (4A - 2B) \cos x + (2A + 4B) \sin x = \sin x$. Then: $4A - 2B = 0, 2A + 4B = 1 \Rightarrow A = \frac{1}{10}, B = \frac{1}{3}$ and the general solution is: $y(x) = y_1(x) + y_p(x) = e^x (c_1 \cos 2x + c_2 \sin 2x) + \frac{1}{10} \cos x + \frac{1}{3} \sin x$ But, $1 = y(0) = c_1 + \frac{1}{10} \Rightarrow c_1 = \frac{9}{10}$ and $1 = y'(0) = 2c_2 + c_1 + \frac{1}{5} \Rightarrow c_2 = -\frac{1}{26}$ Step3: Thus the solution to the initial-value problem is: $y(x) = e^x (\frac{9}{10} \cos 2x - \frac{1}{26} \sin 2x) + \frac{1}{10} \cos x + \frac{1}{3} \sin x$. To sum up, the answer is: $y(x) = e^x (\frac{9}{10} \cos 2x - \frac{1}{26} \sin 2x) + \frac{1}{10} \cos x + \frac{1}{3} \sin x$.

Figure 10: An instruction example on the math subject.

Problem
Two lightbulbs, one rated 30 W at 120 V and another rated 40 W at 120 V, are arranged in two different circuits.

a. The two bulbs are first connected in parallel to a 120 V source.

- Determine the resistance of the bulb rated 30 W and the current in it when it is connected in this circuit.
- Determine the resistance of the bulb rated 40 W and the current in it when it is connected to this circuit.

b. The bulbs are now connected in series with each other and have a 120 V source.

- Determine the resistance of the bulb rated 30 W and the current in it when it is connected in this circuit.
- Determine the resistance of the bulb rated 40 W and the current in it when it is connected to this circuit.

c. In the spaces below, number the bulbs in each situation described, in order of their brightness. (1= brightest, 4 = dimmest)

___ 30 W bulb in the parallel circuit
___ 40 W bulb in the parallel circuit
___ 30 W bulb in the series circuit
___ 40 W bulb in the series circuit

d. Calculate the total power dissipated by the two bulbs in each of the following cases.

- The parallel circuit
- The series circuit

Answer
Analysis: Use formulas to calculate resistance, current, and total power.

(a) i: Calculate the resistance and current of the light bulb.
 $P = V^2/R$ given $R=480\ \Omega$ and
 $V=IR$ given $I=0.25\text{ A}$

ii: Calculate the resistance and current of the light bulb.
 $P = V^2/R$ given $R=360\ \Omega$ and
 $V=IR$ given $I=0.33\text{ A}$

(b) i/ii. Calculate the resistance and current of the light bulb.
 The resistances are unchanged $480\ \Omega$ and $360\ \Omega$. The total resistance in series is $480\ \Omega + 360\ \Omega = 840\ \Omega$ making the total current $I = V/R = 0.14\text{ A}$ which is the same value for both resistors in series.

(c) Compare the brightness of the light bulb.
 The bulbs are brightest in parallel, where they provide their labeled values of 40 W and 30 W. In series, it is the larger resistor (the 30 W bulb) that glows brighter with a larger potential difference across it in series. This gives the order from top to bottom as 2 1 3 4.

(d) i: Calculate the total power consumed by two light bulbs.
 In parallel, they each operate at their rated voltage so they each provide their rated power and $P_T = 30\text{ W} + 40\text{ W} = 70\text{ W}$

ii: Calculate the total power consumed by two light bulbs
 In series $P_T = V_T^2/R_T = 17\text{ W}$

In summary,
 (a) i: $P = 480\ \Omega$ and $V = 0.25\text{ A}$
 ii: $P = 360\ \Omega$ and $V = 0.33\text{ A}$
 (b) i/ii: $P = 840\ \Omega$ and $V = 0.14\text{ A}$
 (c) This gives the order from top to bottom as 2 1 3 4.
 (d) i: $P_T = 70\text{ W}$
 ii: $P_T = 17\text{ W}$

Figure 11: An instruction example on the physics subject.

Problem
Consider a mixture of the two solids, $\text{BaCl}_2 \cdot 2\text{H}_2\text{O}$ (FM 244.26) and KCl (FM 74.551), in an unknown ratio. (The notation $\text{BaCl}_2 \cdot 2\text{H}_2\text{O}$ means that a crystal is formed with two water molecules for each BaCl_2 .) When the unknown is heated to 160°C for 1 h, the water of crystallization is driven off:

$$\text{BaCl}_2 \cdot 2\text{H}_2\text{O}(s) \xrightarrow{160^\circ\text{C}} \text{BaCl}_2(s) + 2\text{H}_2\text{O}(g)$$

A sample originally weighing 1.7839 g weighed 1.5623 g after heating. Calculate the weight percent of Ba, K, and Cl in the original sample.

Answer
Analysis: The content of this question is to calculate the weight percentage.

Step1: Formula and atomic masses: Ba(137.327), Cl(35.453), K(39.098), H_2O (18.015), KCl (74.551), $\text{BaCl}_2 \cdot 2\text{H}_2\text{O}$ (244.26), H_2O lost = $1.7839 - 1.5623 = 0.2216\text{ g} = 1.2301 \times 10^{-2}\text{ mol}$ of H_2O . For 2 mol H_2O lost, 1 mol $\text{BaCl}_2 \cdot 2\text{H}_2\text{O}$ must have been present. $\frac{1}{2} (1.2301 \times 10^{-2}\text{ mol H}_2\text{O lost}) = 6.1504 \times 10^{-3}\text{ mol BaCl}_2 \cdot 2\text{H}_2\text{O} = 1.5024\text{ g}$. The Ba and Cl contents of the $\text{BaCl}_2 \cdot 2\text{H}_2\text{O}$ are

Ba = $\left(\frac{137.33}{244.26}\right) (1.5024\text{ g}) = 0.84469\text{ g}$
 Cl = $\left(\frac{2(35.453)}{244.26}\right) (1.5024\text{ g}) = 0.43613\text{ g}$

Step2: Because the total sample weighs 1.783 g and contains 1.5024 g of $\text{BaCl}_2 \cdot 2\text{H}_2\text{O}$, the sample must contain $1.7839 - 1.5024 = 0.2815\text{ g}$ of KCl , which contains

K = $\left(\frac{39.098}{74.551}\right) (0.2815) = 0.14763\text{ g}$
 Cl = $\left(\frac{35.453}{74.551}\right) (0.2815) = 0.13387\text{ g}$

Weight percent of each element:
 Ba = $\frac{0.84469}{1.7839} = 47.35\%$
 K = $\frac{0.14763}{1.7839} = 8.28\%$
 Cl = $\frac{0.43613+0.13387}{1.7839} = 31.95\%$

In summary, the weight percent of Ba is 47.35%, the weight percent of K is 8.28%, the weight percent of Cl is 31.95%.

Figure 12: An instruction example on the chemistry subject.

Problem
lemma unfold_sub α [subtraction_monoid α] (a b c : α) (h : a + -b = c) : a - b = c :=.
Answer
by rw [sub_eq_add_neg, h]
Problem
lemma subtype.exists_pi_extension ι : Sort* α : $\iota \rightarrow$ Sort* [ne : $\prod i$, nonempty (αi)] $p : \iota \rightarrow$ Prop (f : $\prod i : \text{subtype } p, \alpha i$) : $g : \prod i : \iota, \alpha i, (\lambda i : \text{subtype } p, g i) = f :=$
Answer
begin tactic.classical, refine $\langle \lambda i, \text{if } hi : p i \text{ then } f \langle i, hi \rangle \text{ else } \text{classical.choice } (ne i), \text{funext } _ \rangle$, rintro $\langle i, hi \rangle$, exact dif_pos hi end

Figure 13: Examples on formal proofs.