

# SwinTextSpotter v2: Towards Better Synergy for Scene Text Spotting

Mingxin Huang<sup>1</sup> · Dezhi Peng<sup>1</sup> · Hongliang Li<sup>1</sup> · Zhenghao Peng<sup>2</sup> ·  
Chongyu Liu<sup>1</sup> · Dahua Lin<sup>3</sup> · Yuliang Liu<sup>4\*</sup> · Xiang Bai<sup>4</sup> · Lianwen  
Jin<sup>1\*</sup>

Received: date / Accepted: date

**Abstract** End-to-end scene text spotting, which aims to read the text in natural images, has garnered significant attention in recent years. However, recent state-of-the-art methods usually incorporate detection and recognition simply by sharing the backbone, which does not directly take advantage of the feature interaction between the two tasks. In this paper, we propose a new end-to-end scene text spotting framework termed SwinTextSpotter v2, which seeks to find a better synergy between text detection and recognition. Specifically, we enhance the relationship between two tasks using novel Recognition Conversion and Recognition Alignment modules. Recognition Conversion explicitly guides text localization through recognition loss, while Recognition Alignment dynamically extracts text features for recognition through the detection predictions. This simple yet effective design results in a concise framework that requires neither an additional rectification module nor character-level annotations for the arbitrarily-shaped text. Furthermore, the parameters of the detector are greatly reduced without performance degradation by introducing a Box Selection Schedule. Qualitative and quantitative experiments demonstrate that SwinTextSpotter v2 achieved state-of-the-art performance on various multilingual (English, Chinese, and Vietnamese) benchmarks. The code will be available at [SwinTextSpotter v2](#).

**Keywords** Scene text spotting · Synergy · Text detection · Text recognition · Transformer

## 1 Introduction

Scene text spotting, which entails finding and recognizing text within natural images, has gained significant attention in recent years due to its practical applications in fields such as autonomous driving (Zhang et al., 2021), intelligent navigation (Wang et al., 2015; Rong et al., 2016), and key entities recognition (Zhang et al., 2020; Wang et al., 2021a), *etc.* Despite recent advancements, text spotting remains a complex and unresolved issue due to the presence of diverse background noise and substantial variations in text shape, color, font, language, and layout.

Classical scene text spotting methods commonly view text spotting as two separate tasks that first find the location of the text and then transform the detected regions into character sequences by the recognizer (Jaderberg et al., 2016; Liao et al., 2018; Neumann and Matas, 2015; Gómez and Karatzas, 2017). However, this pipeline has several drawbacks, including (1) error accumulation between text detection and recognition, *i.e.*, the performance of text recognition is very sensitive to the results of text detection; (2) sub-optimal problem caused by optimizing two tasks separately; (3) intensive memory consumption and low inference efficiency.

In response to these challenges, there has been a recent trend toward (Li et al., 2017; He et al., 2018; Liu et al., 2018; Lyu et al., 2018; Peng et al., 2022a) integrating text detection and recognition into a single end-to-end system by sharing backbone. Through the end-to-end system, the recognizer can enhance the performance of the detector by reducing false positive predictions (Li et al., 2017; Liao et al., 2021). In turn, even if the detection results are not completely accurate, the recognizer may still produce a correct text prediction due to its large receptive field on the feature map (Liu


<sup>1</sup> South China University of Technology, China

<sup>2</sup> University of California, Los Angeles, USA

<sup>3</sup> Chinese University of Hong Kong, China

<sup>4</sup> Huazhong University of Science and Technology, China

\* Corresponding authors



**Fig. 1** The effectiveness of Recognition Conversion (RC) and Recognition Alignment (RA). Previous connector-based methods usually struggle in the misalignment issue. Too few sampling points result in the failure to capture certain characters in the text region, leading to a loss of critical information. Too many sampling points produce a lot of background noise, thereby misleading the recognizer. Recognition Alignment can dynamically sample the text feature.

**Table 1** Influence of different density of sampling points. All the values are from Liao et al. (2021) and Liu et al. (2020).

Method	Sampling points	ICDAR2015	
		G	Total-Text
Mask TextSpotter	(8,32)	71.3	-
Mask TextSpotter	(32,32)	73.2	-
Mask TextSpotter	(16,64)	<b>73.5</b>	-
Mask TextSpotter	(16,128)	71.6	-
ABCNet	(6,32)	-	59.6
ABCNet	(7,32)	-	<b>61.9</b>
ABCNet	(14,64)	-	58.1
ABCNet	(21,96)	-	54.8

et al., 2018; Liao et al., 2021). An additional advantage of an end-to-end system is that it is simpler to maintain and transfer to new domains, compared to a cascaded pipeline, which is tightly connected to the data and requires significant engineering efforts (Liu et al., 2021a; Wang et al., 2021d).

However, most existing end-to-end scene text spotting systems struggle in three primary aspects (Lyu et al., 2018; Feng et al., 2019; Qin et al., 2019; Qiao et al., 2020; Wang et al., 2020a; Liao et al., 2020; Liu et al., 2020). First, if the detection relies solely on the visual information, the detector may be easily disturbed by background noise and generate inconsistent detection results, as shown in Fig. 1(a). Interaction between

texts within the same image is a critical factor in eliminating the impact of background noise as different characters of the same word may exhibit strong similarities in terms of their backgrounds and styles. One alternative is to utilize a Transformer (Vaswani et al., 2017) to capture rich interactions between text instances. For example, Yu et al. (2020) use Transformer to make texts interact with each other at a semantic level. Fang et al. (2021) and Wang et al. (2021e) further adopt Transformer to model the visual relationship between texts. Second, despite sharing a backbone, the interaction between detection and recognition is insufficient, as neither the detector is optimized by the recognition loss nor does the recognizer make use of the detection features. In order to jointly enhance both detection and recognition, Mask TextSpotter (Liao et al., 2020) simultaneously optimizes both tasks within a single branch by introducing a character segmentation map; ABCNet v2 (Liu et al., 2021a) proposes an Adaptive End-to-End Training (AET) strategy that utilizes the detection results to extract recognition features, as opposed to relying solely on ground truths; ARTS (Zhong et al., 2021) improves the performance of the end-to-end text spotting by back-propagating the loss from the recognition branch to the detection branch using a differentiable Spatial Transform Network (STN) (Jaderberg et al., 2015). However, these three methods assume the detector proposes detection predictions structurally, *e.g.* in the reading order. The overall performance of the text spotting is thereafter bounded by the detector. Thirdly, we have observed that connector-based text spotters (Liao et al., 2021; Liu et al., 2020) are sensitive to the sampling points in the Region of Interest (RoI) operation, as presented in Table 1. Insufficient sampling points may result in the failure to capture certain characters in the text region, leading to a loss of critical information. Conversely, an excessive number of sampling points may produce a lot of background noise, thereby misleading the recognizer. Previous studies have regarded this phenomenon as a problem of sampling point selection (Liao et al., 2021; Liu et al., 2020). In this paper, we further formulate it as a misalignment issue. Fig. 1(c) provides an example of insufficient sampling points, where the sampling points fail to capture the characters ‘T’ and ‘S’, requiring the recognition of these two characters through the receptive field of adjacent features. This situation poses a significant challenge for backbone feature extraction. Fig. 1(d) provides an example of too many sampling points, where the sampling points introduce too much background noise from the gap between different characters. Although previous methods achieve promising results, they require carefully selecting the optimal po-

sition for sampling features to address the misalignment issue.

In this paper, we propose *SwinTextSpotter v2*, an end-to-end trainable Transformer-based framework, stepping toward better synergy between text detection and recognition. To better distinguish the densely scattered text instances in crowded scenes, we introduce Transformer and a two-level self-attention mechanism in SwinTextSpotter v2, stimulating the interactions between the text instances. To address the challenge in arbitrary-shape scene text spotting, inspired by Sun et al. (2021); Hu et al. (2021), we regard the text detection task as a set-prediction problem and thus adopt a query-based text detector. We further propose *Recognition Conversion (RC)* which implicitly guides the recognition head through incorporating the detection features and *Recognition Alignment (RA)* which dynamically samples the text feature to solve the misalignment problem. RC can back-propagate recognition information to the detector and suppress the background noise in the recognition features, leading to the joint optimization of the detector and recognizer. RA, on the other hand, dynamically samples the text feature to connect the detector and recognizer, ensuring that all characters in the text region are sampled. Empowered by the proposed RC and RA, SwinTextSpotter v2 has a concise framework without the character-level annotation and rectification module used in previous works to improve the recognizer. To simplify the detector and reduce the parameters, we adopt a straightforward and efficient Box Selection Schedule method to generate high-quality proposal boxes for the detector, thus reducing the need for the refinement stage in the query-based detector. SwinTextSpotter v2 has superior performance in both detection and recognition. As illustrated in Fig. 1(b), the detector of SwinTextSpotter v2 can accurately localize difficult samples with RC. The recognizer of SwinTextSpotter v2 can accurately extract the content of text instance with RA, as compared to Fig. 1(e).

In this paper, the main improvement over the conference version (Huang et al., 2022) lies in the restructuring of the architecture between the text detector and recognizer. In our earlier work, we developed a text detector with six refinement stages to enable effective detection. However, such a design resulted in an excessive number of parameters. To address this issue, we attempt to reduce the number of stages in the detector. However, doing so could result in a great decrease in performance. Recent studies, such as (Zhu et al., 2021; Zhang et al., 2023; Jia et al., 2022; Ouyang-Zhang et al., 2022; Zhang et al., 2022a), have shown that query-based detector can significantly benefit from high-quality proposal boxes. In this paper, we utilize a Box Selection

Schedule to generate high-quality proposal boxes for the query-based detector, enabling the detector to maintain optimal performance with only three refinement stages. Furthermore, we have observed that even with accurate detection results, the recognizer still struggles to recognize some text instances that exhibit simple shapes and font styles. We identify this issue as a misalignment issue in text spotting. The misalignment is caused by an incorrect sampling location of text features in the RoI operation, which significantly impacts text spotting performance. To address this issue, we propose a *Recognition Alignment* to enable dynamic sampling of text features, thereby enhancing the overall performance of the text spotting system.

We conduct extensive experiments on seven benchmarks, including multi-oriented dataset RoIC13 (Liao et al., 2020) and ICDAR 2015 (Karatzas et al., 2015), multilingual dataset ReCTS (Chinese) (Zhang et al., 2019) and VinText (Vietnamese) (Nguyen et al., 2021), and arbitrarily-shaped dataset Total-Text (Ch’ng et al., 2020), SCUT-CTW1500 (Liu et al., 2019) and Inverse-Text (Ye et al., 2023). The results demonstrate the superior performance of the SwinTextSpotter v2.

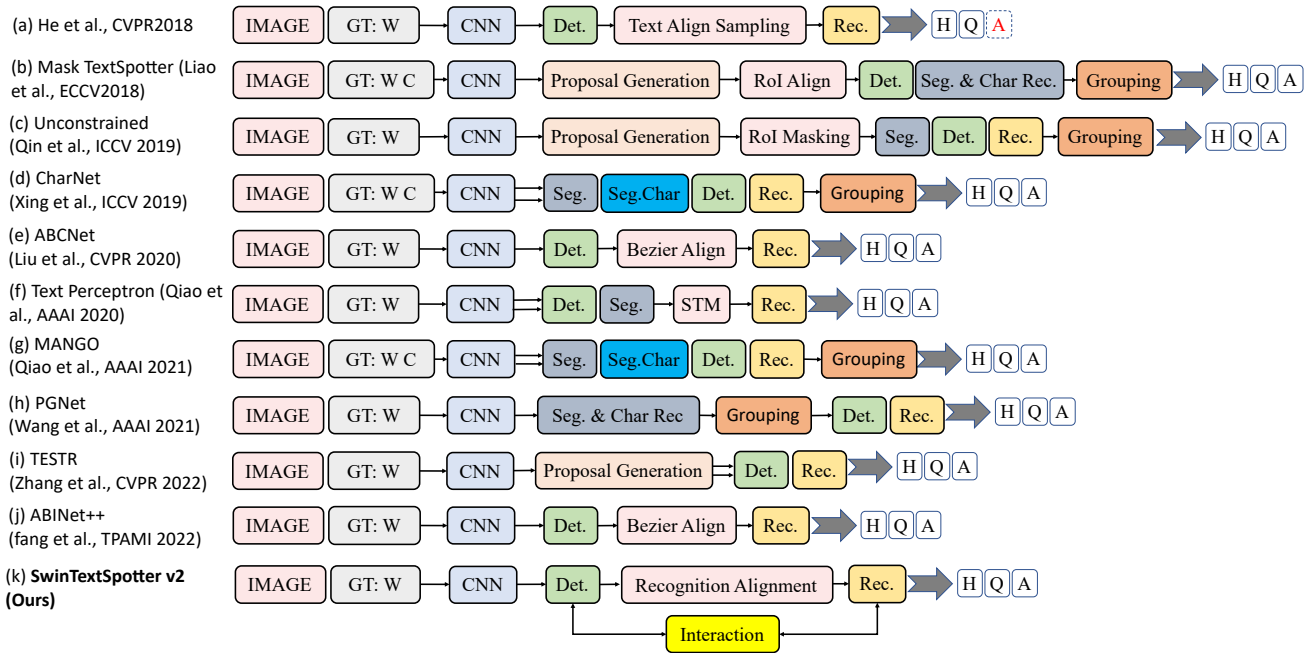
The main contributions of this paper are summarized as follows.

- We propose a *Recognition Conversion* to enhance the synergy of text detection and recognition.
- We observe a misalignment issue in the feature sampling for the recognition of text spotting. To solve this issue, we develop a *Recognition Alignment* to dynamically sample the recognition features through the detection predictions.
- SwinTextSpotter v2 is a concise framework that does not require character-level annotation as well as a specifically designed rectification module for recognizing arbitrarily-shaped text.
- We greatly reduce the parameters by approximately 50% compared to the conference version while achieving better performance by introducing a Box Selection Schedule.
- SwinTextSpotter v2 achieves state-of-the-art performance on multiple public scene text benchmarks.

## 2 Related Work

Although previous text spotting methods have achieved remarkable progress, the synergy between text detection and recognition is still under exploration. Fig. 2 is an overview of exemplary works.

**Separate Scene Text Spotting.** Traditional text spotting approaches typically divide the task into two



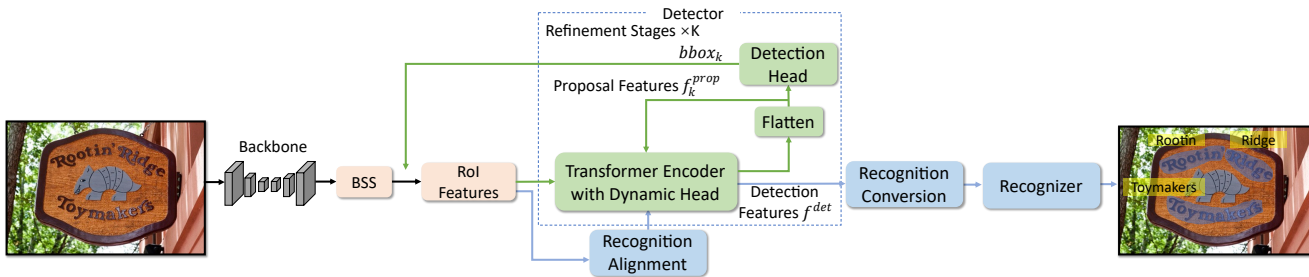
**Fig. 2** Overview of several end-to-end scene text spotting methods that correspond to our research objectives. Within the ground-truth (GT) box, the letters 'W' and 'C' indicate word-level and character-level annotations, respectively. The letters 'H', 'Q', and 'A' signify the method's ability to detect horizontal, quadrilateral, and arbitrarily-shaped text, respectively. Conversely, the dashed box denotes the shape of the text that the method cannot detect. Figure style from (Liu et al., 2020; Wang et al., 2021b; Zhang et al., 2022b)

separate systems, with text detection and text recognition being performed independently of one another. This approach neglects the potential synergy that could exist between the two processes. Wang et al. (2011) develop a frame to locate the text by a sliding-window-based detector and use a character classifier to classify each character. Bissacco et al. (2013) build a characters classification system by combining DNN and HOG features. Liao et al. (2018) incorporate the single-shot text detector (Liao et al., 2017) to locate the text and attach a text recognizer (Shi et al., 2016) to recognize the text content.

**End-to-End Text Spotting.** Recently, many researchers pay more attention to developing end-to-end spotters to obtain an ideal performance. Li et al. (2017) propose an end-to-end trainable scene text spotting framework to combine text detection and recognition by sharing the backbone. FOTS (Liu et al., 2018) uses a one-stage detector to generate rotated boxes and adopts RoIRotate to sample the oriented text feature into horizontal grids for connecting the text detection and recognition. He et al. (2018) propose a similar framework using an attention-based recognizer.

For the task of arbitrarily-shaped scene text spotting, Mask TextSpotter series (Lyu et al., 2018; Liao et al., 2021; Liao et al., 2020) solve the problem with-

out explicit rectification by using the character segmentation branch to improve the performance of the recognizer. TextDragon (Feng et al., 2019) combines the two tasks by RoISlide, a technique that transforms the predicted segments of text instances into horizontal features. Wang et al. (2020a) adopt Thin-Plate-Spline (Bookstein, 1989) transformation to rectify the features. ABCNet (Liu et al., 2020) and its improved version ABCNet v2 (Liu et al., 2021a) use the Bezier-Align to transform the arbitrary-shape texts into regular ones. These methods achieve great progress by using rectification modules to unify text detection and recognition into end-to-end trainable systems. Qin et al. (2019) propose RoI Masking to extract the feature for arbitrarily-shaped text recognition. Similar to Qin et al. (2019), PAN++ (Wang et al., 2021d) is based on a faster detector (Wang et al., 2019). AE TextSpotter (Wang et al., 2020b) uses the results of recognition to guide detection through a language model. ABINet++ (Fang et al., 2022) introduces an autonomous, bidirectional, and iterative language model into the recognizer to utilize linguistic knowledge. Though achieve significant improvement in the performance of text spotting by sharing backbone, the aforementioned methods neither back-propagate recognition loss to the detector nor use detection features in the recognizer. The detector and



**Fig. 3** The framework of the proposed SwinTextSpotter v2. The gray arrows denote the feature extraction from images. The green arrows and blue arrows represent the detection stage and the recognition stage, respectively. The outputs of the detection head are refined in  $K$  stages. The output detection in the  $K^{th}$  stage serves as the input to the recognition stage.

the recognizer thus are still relatively independent of each other without joint optimization. Recently, Zhong et al. (2021) propose ARTS which passes the gradient of recognition loss to the detector using Spatial Transform Network (STN) (Jaderberg et al., 2015), demonstrating the power of synergy between the detection and recognition in text spotting.

**Detection Transformer in Text Spotting.** Inspired by the detection transformer (Carion et al., 2020; Zhu et al., 2021), recent methods attempt to address text spotting using Transformer structures. For instance, TESTR (Zhang et al., 2022b) develops a dual decoder to locate and recognize text separately to get rid of the complicated post-processing. TTS (Kittenplon et al., 2022) adds an RNN recognition head in the Deformable DETR (Zhu et al., 2021) and further proposes a weak supervision approach. More recently, inspired by an auto-regressive algorithm (Chen et al., 2022), SPTS (Peng et al., 2022b) formulates text detection as a point detection problem. Although the aforementioned methods demonstrate the efficacy of utilizing the interaction between text instances in Transformer structures, the synergy between text detection and recognition is still under-explored.

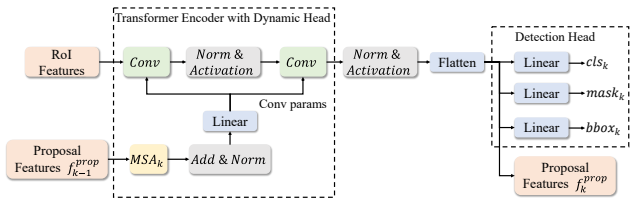
### 3 Methodology

The overall architecture of SwinTextSpotter v2 is presented in Fig. 3, which consists of four components: (1) a backbone based on Swin-Transformer (Liu et al., 2021b); (2) a box selection schedule to generate high-quality proposal boxes; (2) a query-based text detector; (3) a *Recognition Alignment* and *Recognition Conversion* to bridge the text detector and recognizer; and (4) an attention-based recognizer.

As illustrated in the green arrows of Fig. 3, in the first stage of detection, we obtain the high-quality proposal boxes  $bbox_0$  through the Box Selection Schedule, and randomly initialize trainable parameters to be pro-

positional features  $f_0^{prop}$ . We add the global information into the proposal features by extracting the image features and adding them into  $f_0^{prop}$ . Then, the RoI features are obtained by using the RoI align (He et al., 2017) with the proposal boxes  $bbox_0$ . The RoI features and  $f_0^{prop}$  are fused in the Transformer encoder with dynamic head. The new proposal features  $f_1^{prop}$  are formed by flattening the output of the Transformer encoder and the new proposal features  $f_1^{prop}$  are fed into the detection head to output the detection result. The input of later  $k^{th}$  detection stage is the detection results  $bbox_{k-1}$  and proposal feature  $f_{k-1}^{prop}$ . The boxes  $bbox_{k-1}$  and the proposal feature  $f_{k-1}^{prop}$  are updated layer by layer in the detector. Compared to the conference version that utilizes six stages for refinement, we have reduced the refinement stage to three to decrease the detector’s parameters. However, this reduction will lead to a decrease in performance. To mitigate this issue, we further develop a Box Selection Schedule (BSS) to prevent performance degradation. More details of the Box Selection Schedule and the detector are explained in Section 3.1 and 3.2, respectively.

The resolution of the recognition and detection are different, so we use a higher rate of resolution in the recognition stage (blue arrows). The recognition features are obtained by using the final detection stage output box  $bbox_K$ . Then the recognition features are sent into *Recognition Alignment* to dynamically align the text features. In order to keep the resolution of features consistent with the detector when fused with proposal features, we down-sample the RoI features in the RA to get three feature maps of descending sizes in *Recognition Alignment*, denoting by  $\{a_1, a_2, a_3\}$ . Then we obtain detection features  $f^{det}$  by fusing the smallest  $a_3$  and the proposal features  $f_K^{prop}$ . The detection features  $f^{det}$  in the recognition stage contain all previous detection information. Finally the  $\{a_1, a_2, a_3\}$  and the detection features  $f^{det}$  are sent into *Recognition Conversion* and recognizer for generating the recognition



**Fig. 4** Illustration of  $k^{\text{th}}$  stage in detection.  $f_{k-1}^{\text{prop}}$  is the proposal features output by previous stage.  $MSA_k$  refers to the multi-head-attention in  $k^{\text{th}}$  stage.  $f_k^{\text{prop}}$  will serve as the input to next stage.

result. More details of *Recognition Alignment*, *Recognition Conversion* and recognizer are explained in Section 3.3, Section 3.4 and Section 3.5, respectively.

### 3.1 Box Selection Schedule

The training convergence of query-based detectors can be slow due to their sparse design. To address this challenge, various solutions have been proposed in recent works such as (Zhu et al., 2021; Meng et al., 2021; Liu et al., 2022; Li et al., 2022; Ouyang-Zhang et al., 2022; Zhang et al., 2022a). One of these solutions involves generating high-quality proposal boxes for the query-based detector, which allows for more precise pooling of text instance features.

In the conference version, we randomly initialize proposal boxes  $bbox_0$ . In this study, we develop a Box Selection Schedule (BSS) to generate high-quality proposal boxes. The BSS consists of three convolution layers implementing classification and regression in two subtasks. First, we present a series of anchor boxes in the features map following the previous works (Ren et al., 2015; He et al., 2017). Then we adopt the  $P_3$  to  $P_6$  features, output from the Feature Pyramid Network (FPN) (Lin et al., 2017a), to generate the proposal boxes.  $P_l$  represents the  $2^{(l-1)}$  downsampling level relative to the original image. In order to reduce computational overhead, the top K proposal boxes, which have been filtered using non-maximal suppression (NMS) to eliminate duplicates, are then utilized as the initial  $bbox_0$  for the first stage of the query-based detector.

The Box Selection Schedule enhances the feature learning in the backbone and generates high-quality proposal boxes for the query-based detector. By employing BSS, we can utilize three refinement stages for the detector while achieving better performance than the conference version which requires six stages, thereby simplifying the detector and reducing the number of parameters.

### 3.2 Query Based Detector

We use a query-based detector to detect the text. Based on Sparse R-CNN (Sun et al., 2021), the query-based detector is built on ISTR (Hu et al., 2021) which treats detection as a set-prediction problem. Our detector uses a set of learnable proposal features to represent high-level semantic vectors of text, and the proposal boxes generated by the BSS to help the proposal features aggregate the text features. The detector is empirically designed to have three refinement stages. With the Transformer encoder with dynamic head, the latter stages can access the information in former stages stored in the proposal features (Jia et al., 2016; Tian et al., 2020; Sun et al., 2021). Through multiple stages of refinement, the detector can be applied to text at any scale.

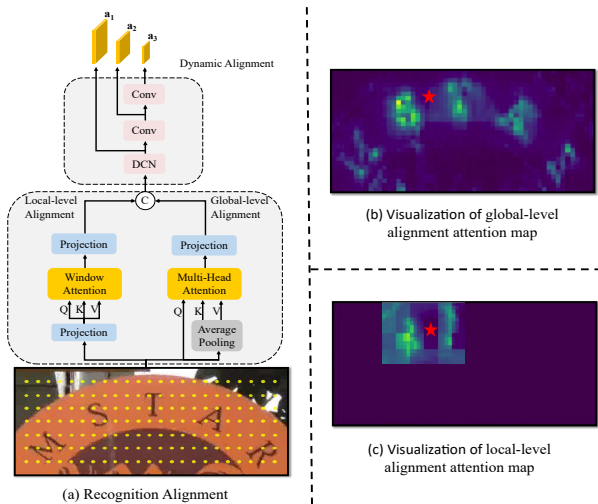
The architecture of the detection head in  $k^{\text{th}}$  stage is illustrated in Fig. 4. The proposal features in  $k-1$  stage is represented by  $f_{k-1}^{\text{prop}} \in \mathbb{R}^{N,d}$ . At stage  $k$ , the proposal features  $f_{k-1}^{\text{prop}}$  produced in the previous stage is fed into a self-attention module (Vaswani et al., 2017)  $MSA_k$  to model the relationships and generate two sets of convolutional parameters. The detection information from previous stages is embedded into the convolutions which are used to encode RoI features. Then, the RoI features are extracted by  $bbox_{k-1}$ , which is the detection result from the previous stage, using RoIAlign (He et al., 2017). The output features of the convolutions are then fed into a linear projection layer to produce  $f_k^{\text{prop}}$  for the next stage.  $f_k^{\text{prop}}$  is subsequently fed into the prediction head to generate  $bbox_k$  and  $mask_k$ . To reduce computation, the 2D mask is transformed into a 1D mask vector by the Principal Component Analysis (Wold et al., 1987) so the  $mask_k$  is a one-dimensional vector.

When  $k=1$ , the  $bbox_0$  is generated from the BSS, and  $f_0^{\text{prop}}$  is randomly initialized parameters, which is the input of the first stage. During training, these parameters are updated via back-propagation and learn the inductive bias of the high-level semantic features of the text.

We view the text detection task as a set-prediction problem. Formally, we use the bipartite match to match the predictions and ground truths (Carion et al., 2020; Stewart et al., 2016; Sun et al., 2021; Hu et al., 2021). The matching cost becomes:

$$L_{\text{match}} = \lambda_{\text{cls}} \cdot L_{\text{cls}} + \lambda_{L1} \cdot L_{L1} + \lambda_{\text{giou}} \cdot L_{\text{giou}} + \lambda_{\text{mask}} \cdot L_{\text{mask}}, \quad (1)$$

where  $\lambda$  is the hyper-parameter used to balance the loss.  $L_{\text{cls}}$  is the focal loss (Lin et al., 2017b). The losses for regressing the bounding boxes are L1 loss  $L_{L1}$  and generalized IoU loss  $L_{\text{giou}}$  (Rezatofighi et al., 2019).



**Fig. 5** The architecture of Recognition Alignment and visualizations of global- and local-level alignment attention maps. The red star indicates the query point.

We compute the mask loss  $L_{mask}$  following (Hu et al., 2021), which calculates the cosine similarity between the prediction mask and ground truth. The detection loss is similar to the matching cost but we use the L2 loss and dice loss (Milletari et al., 2016) to replace the cosine similarity as in (Hu et al., 2021).

### 3.3 Recognition Alignment

The details of *Recognition Alignment* (RA) are illustrated in Fig. 5(a). We first extract a high-resolution features map  $F_h \in \mathbb{R}^{H \times W \times C}$ , which is generated by the backbone network, to ensure that all the characters are sampled. Then the features are fed into the RA to align the features. Inspired by the LITv2 (Pan et al., 2022), we develop a two-level attention alignment structure. The high-resolution features are fed into two branches. One is the local-level alignment. In this branch, we adopt the windows attention (Liu et al., 2021b) in the high-resolution features to align the features, which align the text details locally. The local-level alignment can be expressed as

$$Q = XW_q, K = XW_k, V = XW_v, \quad (2)$$

$$X^l = Proj(W - MSA(Q, K, V)), \quad (3)$$

$X$  is the input feature.  $W - MSA$  is the windows attention operator.  $Proj$  is a linear layer.  $X^l$  is the output of the low-level alignment.

The other is the global-level alignment. Inspired by the PVT (Wang et al., 2021c), in this branch, we use the average pooling in the input features as the keys  $K \in \mathbb{R}^{HW/S^2 \times C}$  and values  $V \in \mathbb{R}^{HW/S^2 \times C}$ .  $S$  is the

window size in average pooling. The high-resolution features map  $F_h$  as the queries. Then the standard attention is used to align the global-level semantic feature globally. The global-level alignment can be formulated as

$$Q' = XW'_q, K' = AP(X)W'_k, V' = AP(X)W'_v, \quad (4)$$

$$X^h = Proj(MSA(Q', K', V')), \quad (5)$$

$X$  is the input feature.  $Proj$  is a linear layer.  $MSA$  is the multi-head attention operator.  $X^h$  is the output of the high-level alignment.  $AP$  is the average pooling operation.

Following previous works (Carion et al., 2020; Zhu et al., 2021), we employ six rounds of the two-level alignment process. After this process, all sampling points in the proximity of the text are aligned to the text, including the sampling points in the gap between different characters. Specifically, for the same query point, the global-level alignment branch globally aligns all characters in the text region, as presented in Fig. 5(b), while the local-level alignment branch locally aligns characters adjacent to it, as presented in Fig. 5(c). Then, we throw some redundant sample points away with some down-sampling operation. We develop a dynamic alignment, consisting of the deformable convolution (Dai et al., 2017) and two standard convolution layers, to get rid of some useless features and dynamically align the features into the text characters. After passing through dynamic alignment, we obtain three feature maps of decreasing sizes denoted by  $a_1, a_2$ , and  $a_3$ , which are sent into the Recognition Conversion module.

During the gradient back-propagation process, the recognition loss serves as a guide for the text features aligning process, ensuring that the recognition feature is aligned with the text content. This leads to a more precise feature learning of the text instance and thus, an improvement in text spotting performance. In this manner, the Recognition Alignment alleviates the problem of misalignment problem to enhance the overall performance of the text spotting system.

### 3.4 Recognition Conversion

To better coordinate the detection and recognition, we propose *Recognition Conversion* (RC) to spatially inject the features from the detection head into the recognition stage, as illustrated in Fig. 6. The RC consists of the Transformer encoder (Vaswani et al., 2017) and four up-sampling structures. The input of RC are the detection features  $f^{det}$  and three down-sampling features  $\{a_1, a_2, a_3\}$ .

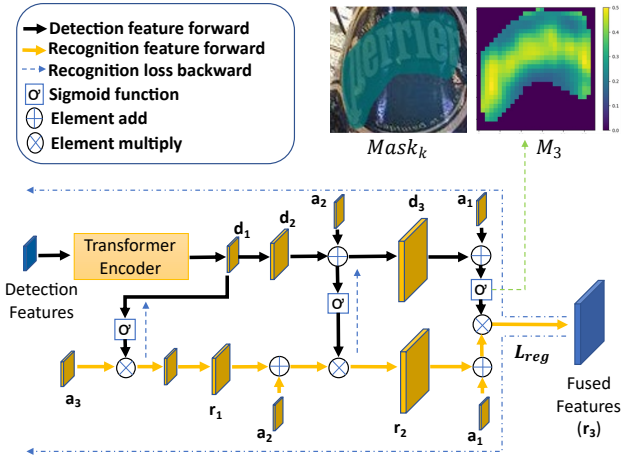


Fig. 6 Detailed structure of *Recognition Conversion*.

The detection features are sent to the Transformer encoder  $TrE()$ , enabling the information of previous detection stages to further fuse with  $a_3$ . Then through a stack of up-sampling operation  $E_u()$  and Sigmoid function  $\phi()$ , three masks  $\{M_1, M_2, M_3\}$  for text regions are generated:

$$d_1 = TrE(f^{det}), \quad (6)$$

$$d_2 = (E_u(d_1) + a_2), \quad (7)$$

$$d_3 = (E_u(d_2) + a_1), \quad (8)$$

$$M_i = \phi(d_i), i = 1, 2, 3. \quad (9)$$

With the masks  $\{M_1, M_2, M_3\}$  and the input features  $\{a_1, a_2, a_3\}$ , we further integrate these features effectively under the following pipeline:

$$r_1 = M_1 \cdot a_3, \quad (10)$$

$$r_2 = M_2 \cdot (E_u(r_1) + a_2), \quad (11)$$

$$r_3 = M_3 \cdot (E_u(r_2) + a_1), \quad (12)$$

where  $\{r_1, r_2, r_3\}$  denote the recognition features. The  $r_3$  is the fused features in Fig. 6, which is finally sent to the recognizer at the highest resolution. As shown in the blue dashed lines in Fig. 6, the gradient of the recognition loss  $L_{reg}$  can be back-propagated to the detection features, enabling RC to implicitly improve the detection head through the recognition supervision.

Generally, to suppress the background, the fused features will be multiplied by a  $mask_K$  predicted by the detection head (with the supervision of  $L_{mask}$ ). However, the background noise still remains in the feature maps as the detection box is not tight enough. Such an issue can be alleviated by the proposed RC since RC uses the detection features to generate tight masks to suppress the background noise, which is supervised by the recognition loss apart from the detection loss.

As shown in the upper right corner of Fig. 6,  $M_3$  suppresses more background noise than  $mask_K$ , where  $M_3$  has higher activation in the text region and lower in the background. Therefore the masks  $\{M_1, M_2, M_3\}$  produced by RC, which will be applied to the recognition features  $\{r_1, r_2, r_3\}$ , make the recognizer easier to concentrate on the text regions.

With RC, the gradient of recognition loss not only flows back to the backbone network but also to the proposal features. Optimized by both detection supervision and recognition supervision, the proposal features can better encode the high-level semantic information of the texts. Therefore, the proposed RC can incentivize the coordination between detection and recognition.

### 3.5 Recognizer

After applying RC on the feature map, background noise is effectively suppressed and thus the text regions can be bounded more precisely. This enables us to merely use a sequential recognition network to obtain promising recognition results without rectification modules such as TPS (Bookstein, 1989), RoISlide (Feng et al., 2019), Bezier-Align (Liu et al., 2020) or character-level segmentation branch used in MaskTextSpotter (Liao et al., 2021).

To enhance the fine-grained feature extraction and sequence modeling, we adopt a bi-level self-attention mechanism, inspired by (Yang et al., 2021), as the recognition encoder. The two-level self-attention mechanism (TLSAM) contains both fine-grained and coarse-grained self-attention mechanisms for local neighborhood regions and global regions, respectively. Therefore, it can effectively extract fine-grained features while maintaining global modeling capability. As for the decoder, we simply follow MaskTextSpotter by using the Spatial Attention Module (SAM) (Liao et al., 2020). The recognition loss is as follows:

$$L_{reg} = -\frac{1}{T} \sum_{k=1}^T \log p(y_i), \quad (13)$$

wherein  $T$  is the max length of the sequence and  $p(y_i)$  is the probability of sequence.

## 4 Experiments

We try to investigate the effectiveness of our method on seven scene text benchmarks, including two multi-oriented scene text benchmarks ICDAR 2015 (Karatzas et al., 2015) and RoIC13 (Liao et al., 2020), two multilingual benchmarks ReCTS (Zhang et al., 2019) and



**Table 2** End-to-end recognition result on RoIC13. P, R, and H represent precision, recall, and Hmean, respectively. Bold denotes SOTA. Underline indicates second best.

Method	Rotation Angle 45°			Rotation Angle 60°		
	R	P	H	R	P	H
CharNet (Xing et al., 2019)	35.5	34.2	33.9	8.4	10.3	9.3
Mask TextSpotter (Liao et al., 2021)	45.8	66.4	54.2	48.3	68.2	56.6
Mask TextSpotter v3 (Liao et al., 2020)	66.8	<b>88.5</b>	76.1	67.6	<b>88.5</b>	76.6
TTS (Liao et al., 2020)	-	-	<u>80.4</u>	-	-	<u>80.1</u>
SwinTextSpotter	<u>72.5</u>	83.4	77.6	<u>72.1</u>	84.6	77.9
SwinTextSpotter v2	<b>78.2</b>	<u>85.5</u>	<b>81.7</b>	<b>79.3</b>	<u>86.3</u>	<b>82.6</b>

**Table 3** End-to-end recognition result on ICDAR 2015. “S”, “W”, and “G” represent recognition with “Strong”, “Weak”, and “Generic” lexicon, respectively. Bold denotes SOTA. Underline indicates second best.

Method	ICDAR 2015 End-to-End		
	S	W	G
FOTS (Liu et al., 2018)	81.1	75.9	60.8
Mask TextSpotter (Liao et al., 2021)	83.0	77.7	73.5
CharNet (Xing et al., 2019)	83.1	79.2	69.1
TextDragon (Feng et al., 2019)	82.5	78.3	65.2
Mask TextSpotter v3 (Liao et al., 2020)	83.3	78.1	74.2
MANGO (Qiao et al., 2021)	81.8	78.9	67.3
Mask TTD (Feng et al., 2021)	83.7	79.2	65.8
PAN++ (Wang et al., 2021d)	82.7	78.2	69.2
ABCNet v2 (Liu et al., 2021a)	82.7	78.5	73.0
TESTR (Zhang et al., 2022b)	<u>85.2</u>	79.4	73.6
TTS (Kittenplon et al., 2022)	<u>85.2</u>	<b>81.7</b>	<b>77.4</b>
GLASS (Ronen et al., 2022)	84.7	80.1	<u>76.3</u>
SPTS (Peng et al., 2022b)	77.5	70.2	65.8
ABINet++ (Fang et al., 2022)	84.1	80.4	75.4
SPTS v2 (Liu et al., 2023)	81.2	74.3	68.0
SwinTextSpotter	83.9	77.3	70.5
SwinTextSpotter v2	<b>86.0</b>	<u>80.7</u>	75.4

**Table 4** End-to-end text spotting result and detection result on ReCTS. Bold denotes SOTA. Underline indicates second best.

Method	Detection			1-NED
	R	P	H	
FOTS (Liu et al., 2018)	82.5	78.3	80.31	50.8
MaskTextSpotter (Liao et al., 2021)	88.8	89.3	89.0	67.8
AE TextSpotter (Wang et al., 2020b)	<u>91.0</u>	92.6	<u>91.8</u>	71.8
ABCNet v2 (Liu et al., 2021a)	87.5	<u>93.6</u>	90.4	62.7
ABINet++ (Fang et al., 2022)	89.2	92.7	90.9	<b>76.5</b>
SwinTextSpotter	87.1	<b>94.1</b>	90.4	<u>72.5</u>
SwinTextSpotter v2	<b>91.1</b>	93.0	<b>92.1</b>	<b>76.5</b>

Vintext (Nguyen et al., 2021), and three arbitrarily-shaped scene text benchmarks Total-Text (Ch’ng et al., 2020), SCUT-CTW 1500 (Liu et al., 2019) and Inverse-Text (Ye et al., 2023). To evaluate the effectiveness of each component of our proposed method, we conduct ablation studies on Total-Text. Unless specified, all values in the tables are in percentage.

#### 4.1 Datasets

We use the following datasets to train the model.

**Curved SynthText** (Liu et al., 2020) is a synthesized dataset specifically designed for arbitrarily-shaped scene text, compared to the previous SynthText (Gupta

**Table 5** End-to-end text spotting result on VinText. ABCNet+D means adding the methods proposed in (Nguyen et al., 2021) to ABCNet. The same to Mask Textspotter v3+D. Bold denotes SOTA. Underline indicates second best.

Method	H-mean
ABCNet (Liu et al., 2020)	54.2
ABCNet+D (Nguyen et al., 2021)	57.4
Mask Textspotter v3 (Nguyen et al., 2021)	53.4
Mask Textspotter v3+D (Nguyen et al., 2021)	68.5
SwinTextSpotter	<u>71.1</u>
SwinTextSpotter v2	<b>73.1</b>

**Table 6** End-to-end text spotting result and detection result on SCUT-CTW1500. “None” represents lexicon-free. “Full” represents that we use all the words that appeared in the test set. Bold denotes SOTA. Underline indicates second best.

Method	Detection	End-to-End	
	H-mean	None	Full
TextDragon (Feng et al., 2019)	83.6	39.7	72.4
ABCNet (Liu et al., 2020)	81.4	45.2	74.1
MANGO (Qiao et al., 2021)	-	58.9	78.7
Mask TTD (Feng et al., 2021)	85.0	42.2	74.9
ABCNet v2 (Liu et al., 2021a)	84.7	57.5	77.2
TESTR (Zhang et al., 2022b)	87.1	56.0	81.5
SPTS (Peng et al., 2022b)	-	63.6	<u>83.8</u>
ABINet++ (Liu et al., 2021a)	-	60.2	80.3
SPTS v2 (Liu et al., 2023)	-	<b>64.4</b>	<b>84.0</b>
SwinTextSpotter	<u>88.0</u>	51.8	77.0
SwinTextSpotter v2	<b>88.2</b>	57.0	77.5

et al., 2016) which only focused on regular texts. It consists of 94,723 images with multi-oriented text and 54,327 images with curved text.

**ICDAR 2013** (Karatzas et al., 2013) is a scene text dataset proposed in 2013. It contains 229 training images and 233 test images.

**ICDAR 2015** (Karatzas et al., 2015) is a scene text dataset that was created in 2015. It comprises a total of 1,500 images, with 1,000 images designated for training and 500 images for testing. These images contain scene text with various orientations, font styles, and scales.

**ICDAR 2017** (Nayef et al., 2017) is a multi-lingual dataset that includes 7,200 training images and 1,800 validation images. For the purpose of this study, only

images containing English text were selected for training.

**ICDAR19 ArT** (Chng et al., 2019) is a dataset for arbitrarily shaped text. It contains 5,603 training images.

**ICDAR19 LSVT** (Sun et al., 2019) is a large number of Chinese datasets which contain 30,000 training images.

**Total-Text** (Ch’ng et al., 2020) is a widely used benchmark for the evaluation of arbitrarily-shaped scene text detection and text spotting. It consists of 1,255 training images and 300 testing images. The word-level polygon boxes are provided as annotations.

**SCUT-CTW1500** (Liu et al., 2019) is a text-line level arbitrarily-shaped scene text dataset. It consists of 1,000 training images and 500 testing images. Compared to Total-Text, this dataset contains the denser and longer text.

**ReCTS** (Zhang et al., 2019) is a large-scale Chinese scene text dataset that contains 20,000 training images and 5,000 testing images. It further provides character-level annotations, but these annotations are not used in our proposed method.

**VinText** (Nguyen et al., 2021) is a recently proposed Vietnamese text dataset. It consists of 1,200 training images and 500 testing images.

**Inverse-Text** (Ye et al., 2023) is an arbitrary-shape scene text with about 40% inverse-like instances. It consists of 500 testing images without train data. Following the previous method (Ye et al., 2023), The model trained on the Total-Text is used to evaluate in Inverse-Text.

## 4.2 Implementation Details

We follow the training strategy in (Li et al., 2017; Liu et al., 2018; Liao et al., 2021; Liao et al., 2020). First, the model is pretrained on the Curved Synth-Text (Liu et al., 2020), ICDAR-MLT (Nayef et al., 2017), and the corresponding dataset for 450k iterations. The initialized learning rate is  $2.5 \times 10^{-5}$ , which reduces to  $2.5 \times 10^{-6}$  at  $380k^{th}$  iteration and  $2.5 \times 10^{-7}$  at  $420k^{th}$  iteration. Then we jointly train the pretrained model for 120k iterations on the Total-Text, ICDAR 2015, and ICDAR-MLT, which decays to a tenth at 90k. For Chinese, We follow the training strategies in (Liu et al., 2021a). We adopt the Chinese synthetic pretrained data (Liu et al., 2021a), ICDAR19 ArT, ICDAR19 LSVT and ReCTS to pretrain the model. Then we finetune the pretrained model on the ReCTS. For Vintext, we follow the training strategies (Nguyen et al., 2021; Huang et al., 2022) to train the model.

We extract 4 feature maps with 1/4, 1/8, 1/16, and 1/32 resolution of the input image for text detection and 1/4 resolution of the input image for text recognition. We train our model with an image batch size of 8. The following data augmentation strategies are used: (1) random scaling with the short size chosen from 640 to 896 (interval of 32) and the long size being less than 1600; (2) random rotation which rotates the images in an angle range of  $[-90^\circ, 90^\circ]$ ; and (3) random crop which is randoms crop the images with text. Other strategies such as random brightness, contrast, and saturation are also applied during training.

## 4.3 Comparisons with State-of-the-Art methods

Except in special cases, all values in the table are in percentage.

**Multi-oriented and Multilingual datasets.** To verify the effectiveness of SwinTextSpotter v2 on oriented scene text, we first conducted experiments on ICDAR 2015. The results are shown in Table 3. It can be observed that SwinTextSpotter v2 achieves state-of-the-art performance using both the "Strong" and "Weak" lexicons, without the use of character-level annotations and the weighted edit distance (Liao et al., 2021) that were used in previous methods. Notably, SwinTextSpotter v2 also outperforms ABINet++ (Fang et al., 2022), which employs an additional language model in the recognizer. To evaluate the rotation robustness of SwinTextSpotter v2, we tested it on the RoIC13 dataset proposed in (Liao et al., 2020). The end-to-end recognition results are presented in Table 2. In both the Rotation Angle  $45^\circ$  and Rotation Angle  $60^\circ$  datasets, SwinTextSpotter v2 achieved state-of-the-art results in terms of the H-mean metric. Our approach significantly outperformed the strong baseline TTS by 1.3% in terms of H-mean on Rotation Angle  $45^\circ$  and 2.5% on Rotation Angle  $60^\circ$ .

To demonstrate the generalization ability of our method, we conducted further experiments on multilingual benchmarks including ReCTS and VinText. The results are presented in Table 4 for ReCTS. Our method outperforms ABCNet v2, which only works on word-level annotation, by 13.8% in terms of 1-NED. SwinTextSpotter v2 is also comparable to ABINet++ which adopts a language model to improve the recognition performance. Moreover, SwinTextSpotter v2 achieves 4.7% higher 1-NED than AE-TextSpotter, the state-of-the-art method that requires additional character-level annotation. For VinText, the end-to-end results are shown in Table 5, where "D" denotes using a dictionary for the training of the recognizer. SwinTextSpotter v2 outperforms the previous state-of-the-art method by 2.0% on

**Table 7** End-to-end text spotting result and detection result on Total-Text. “None” represents lexicon-free. “Full” represents that we use all the words appeared in the test set. Bold denotes SOTA. Underline indicates second best.

Method	External Data	Detection			End-to-End	
		P	R	H	None	Full
Mask TextSpotter (Lyu et al., 2018)	Synth800K+IC13+IC15+SCUT	69.0	55.0	61.3	52.9	71.8
CharNet (Xing et al., 2019)	Synth800K	87.3	85.0	86.1	66.2	-
Text Dragon (Feng et al., 2019)	Synth800K	85.6	75.7	80.3	48.8	74.8
Boundary TextSpotter (Wang et al., 2020a)	Synth800K+IC13+IC15	88.9	85.0	87.0	65.0	76.1
Text Perceptron (Qiao et al., 2020)	Synth800K	88.8	81.8	85.2	69.7	78.3
CRAFTS (Baek et al., 2020)	Synth800K+IC13	89.5	<u>85.4</u>	87.4	78.70	-
Mask TextSpotter v3 (Liao et al., 2020)	Synth800K+IC13+IC15+SCUT	-	-	-	71.2	78.4
Mask TTD (Feng et al., 2021)	Synth800K	87.1	80.3	83.5	54.6	78.6
ABCNet v2 (Liu et al., 2021a)	Synth150K+MLT17	90.2	84.1	87.0	70.4	78.1
MANGO (Qiao et al., 2021)	Synth800K+Synth150K+COCO-Text+MLT19+IC13+Total-Text	-	-	-	72.9	83.6
PGNet (Wang et al., 2021b)	Synth800K+IC15	85.5	<b>86.8</b>	86.1	63.1	-
TESTR (Zhang et al., 2023)	Synth150K+MLT17	<b>93.4</b>	81.4	86.9	73.3	83.9
TTS (Kittenplon et al., 2022)	Synth800K+COCO-Text+IC13+IC15+SCUT	-	-	-	78.2	<b>86.3</b>
GLASS (Ronen et al., 2022)	Synth800K	-	-	-	<b>79.9</b>	<u>86.2</u>
SPTS (Peng et al., 2022b)	Synth150K+MLT17+IC13+IC15	-	-	-	74.2	82.4
ABINet++ (Kittenplon et al., 2022)	Synth150K+MLT17+IC15	-	-	-	77.6	84.5
SPTS v2 (Liu et al., 2023)	Synth150K+MLT17+IC13+IC15	-	-	-	75.0	82.6
SwinTextSpotter-Res (Huang et al., 2022)	Synth150K+MLT17+IC13+IC15	-	-	87.2	72.4	83.0
SwinTextSpotter (Huang et al., 2022)	Synth150K+MLT17+IC13+IC15	-	-	<b>88.0</b>	74.3	84.1
SwinTextSpotter v2	Synth150K+MLT17+IC13+IC15	<u>91.1</u>	84.5	<u>87.7</u>	<u>78.6</u>	<b>86.3</b>

**Table 8** End-to-end text spotting result and detection result on Inverse-Text. “None” represents lexicon-free. “Full” represents that we use all the words that appeared in the test set. Bold denotes SOTA. Underline indicates second best.

Method	Training Data	Detection			End-to-End	
		P	R	H	None	Full
Mask TextSpotter v2 (Liao et al., 2021)	Synth800K+IC13+IC15+SCUT+Total-Text	-	-	-	39.0	43.5
ABCNet (Liu et al., 2020)	Synth150K+MLT17+Total-Text	-	-	-	22.2	34.3
ABCNet v2 (Liu et al., 2021a)	Synth150K+MLT17+Total-Text	82.0	70.2	75.6	34.5	47.4
TESTR (Zhang et al., 2023)	Synth150K+MLT17+IC15+Total-Text	83.1	67.4	74.4	34.2	41.6
SPTS (Peng et al., 2022b)	Synth150K+MLT17+IC13+IC15+Total-Text	-	-	-	38.3	46.2
ABINet++ (Fang et al., 2022)	Synth150K+MLT17+IC15+Total-Text	78.5	65.4	71.3	43.7	48.1
SwinTextSpotter (Huang et al., 2022)	Synth150K+MLT17+IC13+IC15+Total-Text	<b>94.5</b>	<u>85.8</u>	<u>89.9</u>	<u>55.4</u>	<u>67.9</u>
SwinTextSpotter v2	Synth150K+MLT17+IC13+IC15+Total-Text	<u>93.6</u>	<b>87.1</b>	<b>90.2</b>	<b>64.8</b>	<b>76.5</b>

VinText, which further demonstrates the generalization ability of our method. It is worth noting that for the above tasks, we do not use the dictionary for the training of recognizer as ABCNet+D and Mask TextSpotter v3+D. The qualitative results of these three benchmarks are shown in Fig. 7 (d)(e)(f)(g).


**Irregular text.** We conduct experiments on three arbitrarily-shaped scene text datasets (Total-Text, SCUT-CTW1500, and Inverse-Text) for both detection and end-to-end scene text spotting tasks. In the text detection task, the results shown in Table 7, Table 6, and Table 8 demonstrate that SwinTextSpotter v2 can achieve good performance on both datasets, which outperforms previous state-of-the-art methods 0.3%, 1.1% and 14.6% for Total-Text, SCUT-CTW1500, and Inverse-Text, respectively. As for the end-to-end scene text spotting task, according to Table 7, SwinTextSpotter v2 significantly outperforms previous methods on Total-Text with 78.6% F-measure, 0.4% higher than TTS and 1.0% higher than ABINet++. On SCUT-CTW1500, as presented in Table 6, SwinTextSpotter v2 can achieve 57.0% which is comparable with ABCNet v2 and MANGO. On Inverse-Text, as shown in Table 8, SwinTextSpotter v2 achieves 64.8% surpassing previous state-of-the-art methods 21.1%. These results demonstrate the signifi-

cance of the better synergy between text detection and recognition, which enables text spotters to accurately detect and recognize text instances, even in instances where the text is inverted. Some qualitative results are shown in Fig. 7 (a)(b)(c).

#### 4.4 Ablation Studies

To investigate the effectiveness of the proposed components, we perform ablation studies on the Total-Text and ICDAR2015. We only evaluate the different variants of SwinTextSpotter v2 trained on the Curved SynthText, ICDAR-MLT, and the corresponding dataset as the first stage described in Section as described in Section 4.2.

**Three Refinement Stages (TRS).** To decrease model complexity and the parameters, we make modifications to the detector architecture. We reduce the number of refinement stages from six to three and remove the use of dilated convolutions in comparison to the conference version. Table 9 presents the results of our modifications. We observe a decrease in performance when the refinement stages were reduced. Specifically, on Total-text, we note a decrease of 3% and 3.3% in



**Fig. 7** Qualitative results on the scene text benchmarks. Images are selected from Total-Text (first row), SCUT-CTW1500 (second row), ICDAR 2013 (third row), ICDAR 2015 (fourth row), and Inverse-Text (fifth row). Best viewed on screen.

text detection and spotting results, respectively. Additionally, on ICDAR2015, we observe a performance decrease of 4.3% on the "General" lexicon. Moreover, as shown in Table 9, the number of parameters in the detector is reduced by approximately two times. Specif-

ically, the parameters of the detector and recognizer are reduced from 113.7M to 64.8M.

**Box Selection Schedule (BSS).** To further demonstrate the effectiveness of the Box Selection Schedule (BSS), we conducted experiments on the **TRS**. We presented the results of the **TRS** equipped with the BSS

**Table 9** Ablation studies on Total-Text and ICDAR2015 without finetuning. TRS means SwinTextSpotter (Huang et al., 2022) with three refinement stages and gets rid of the dilated convolution. BSS means the Box Selection Schedule. RA means Recognition Alignment. The parameters contain parameters of detector and recognizer.

Method	TRS	BSS	RA	Total-Text		ICDAR2015			Parameters
				Det-Hmean	E2E-Hmean	S	W	G	
<i>Baseline</i> (Huang et al., 2022)				83.2	66.9	79.6	72.5	65.7	113.7M
<i>Baseline+</i>	✓			80.2	63.3	76.0	69.1	61.4	64.8M
<i>Baseline+</i>	✓	✓		83.6	67.9	79.5	72.7	65.4	65.4M
SwinTextSpotter v2	✓	✓	✓	83.6	71.3	81.8	75.4	68.3	70.6M

**Table 10** Effectiveness of adding Recognition Alignment on previous text spotting methods. All results are the end-to-end text spotting results on Total-Text. RA means the Recognition Alignment.

Method	RA	Total-Text	
		None	Full
Mask TextSpotter v3	×	75.1	81.4
Mask TextSpotter v3	✓	76.3	82.3
ABCNet v2	×	70.4	78.1
ABCNet v2	✓	71.2	82.6

in Table 9. We observed that the BSS significantly enhanced the performance of our model. On Total-Text, the text detection accuracy was improved by 3.4%, and the end-to-end text spotting results were improved by 4.5%. Additionally, on ICDAR2015 for the “General” lexicon, the end-to-end text spotting results were improved by 4%. The utilization of the BSS resulted in a significant improvement in the model’s performance while incurring only a minor increase in the number of parameters (approximately 0.6M).

**Recognition Alignment (RA).** In Table 9, we conduct experiments to investigate the influence of the Recognition Alignment. The proposed Recognition Alignment enhances the text spotting performance by dynamically aligning the recognition features with the text characters. This results in significant improvements in the end-to-end text spotting results on both Total-Text and ICDAR2015 datasets. On Total-Text, a 3.4% improvement is achieved, and on ICDAR2015, the improvement is 2.9% on the “General” lexicon, as shown in the experimental results. These results demonstrate the effectiveness of the Recognition Alignment in improving text spotting performance on challenging datasets. In addition, we also add Recognition Alignment to previously proposed methods (Liao et al., 2020; Liu et al., 2021a). The results, as displayed in Table 10, indicate that Recognition Alignment has the potential to enhance the performance of existing methods.

#### 4.5 Limitations

The proposed SwinTextSpotter v2 achieves state-of-the-art performance on several scene text benchmarks. How-

ever, SwinTextSpotter v2 still faces challenges in handling specific situations, including horizontally arranged vertical texts and artistic texts with colors and styles that closely resemble the background.

We visualize these typical errors in Fig. 7 (h). As shown on the left of the figure, we can observe that the “attccs” is mistakenly recognized as “ffood”. This is because horizontally arranged vertical texts are rare in the datasets and most text is arranged from left to right. For the right of the figure, the text “g” almost blends into the background, which makes it difficult for the detector to detect the text. Previous methods (Liu et al., 2021a; Zhang et al., 2022b; Fang et al., 2022) also struggle with such specific situations and there is room for further research on how to effectively extract text content in these cases. For the inference speed, SwinTextSpotter v2 can run at 4.0 FPS which is comparable to another state-of-the-art model GLASS (Ronen et al., 2022) (3.0 FPS).

## 5 Conclusion

In this study, we make a brand-new attempt that delves deeper into the interplay between the detector and the recognizer. Using *Recognition Conversion*, SwinTextSpotter v2 can effectively suppress background noise in the recognition process by making detection results differentiable with respect to recognition loss. Additionally, *Recognition Alignment* allows the recognizer to dynamically choose features, addressing the misalignment issue in text spotting. By integrating these improvements, SwinTextSpotter v2 eliminates the need for a rectification module and optimizes both detection and recognition modules for enhanced spotting performance. Furthermore, we adopt a Box Selection Schedule that significantly reduces the detector parameters while achieving better performance. Extensive experiments on public benchmarks demonstrate that the success of end-to-end text spotting relies on the synergistic relationship between the two tasks. We hope that our work could inspire further development of synergistic techniques in the future.

## References

- Baek Y, Shin S, Baek J, Park S, Lee J, Nam D, Lee H (2020) Character region attention for text spotting. In: European Conference on Computer Vision, Springer, pp 504–521
- Bissacco A, Cummins M, Netzer Y, Neven H (2013) Photoocr: Reading text in uncontrolled conditions. In: Proceedings of the IEEE International Conference on Computer Vision, pp 785–792
- Bookstein FL (1989) Principal warps: Thin-plate splines and the decomposition of deformations. *IEEE Transactions on Pattern Analysis and Machine Intelligence* 11(6):567–585
- Carion N, Massa F, Synnaeve G, Usunier N, Kirillov A, Zagoruyko S (2020) End-to-end object detection with transformers. In: European Conference on Computer Vision, Springer, pp 213–229
- Chen T, Saxena S, Li L, Fleet DJ, Hinton G (2022) Pix2Seq: A language modeling framework for object detection. In: ICLR 2022, pp 1–9
- Chng CK, Liu Y, Sun Y, Ng CC, Luo C, Ni Z, Fang C, Zhang S, Han J, Ding E, et al. (2019) Icdar2019 robust reading challenge on arbitrary-shaped text-rrc-art. In: 2019 International Conference on Document Analysis and Recognition (ICDAR), IEEE, pp 1571–1576
- Ch’ng CK, Chan CS, Liu CL (2020) Total-text: toward orientation robustness in scene text detection. *International Journal on Document Analysis and Recognition (IJDAR)* 23(1):31–52
- Dai J, Qi H, Xiong Y, Li Y, Zhang G, Hu H, Wei Y (2017) Deformable convolutional networks. In: Proceedings of the IEEE International Conference on Computer Vision, pp 764–773
- Fang S, Xie H, Wang Y, Mao Z, Zhang Y (2021) Read like humans: Autonomous, bidirectional and iterative language modeling for scene text recognition. In: Proceedings of the IEEE/CVF Conference on Computer Vision and Pattern Recognition, pp 7098–7107
- Fang S, Mao Z, Xie H, Wang Y, Yan C, Zhang Y (2022) Abinet++: Autonomous, bidirectional and iterative language modeling for scene text spotting. *IEEE Transactions on Pattern Analysis and Machine Intelligence* pp 1–18, DOI 10.1109/TPAMI.2022.3223908
- Feng W, He W, Yin F, Zhang XY, Liu CL (2019) Textdragon: An end-to-end framework for arbitrary shaped text spotting. In: Proceedings of the IEEE/CVF International Conference on Computer Vision, pp 9076–9085
- Feng W, Yin F, Zhang XY, He W, Liu CL (2021) Residual dual scale scene text spotting by fusing bottom-up and top-down processing. *International Journal of Computer Vision* 129:619–637
- Gómez L, Karatzas D (2017) Textproposals: a text-specific selective search algorithm for word spotting in the wild. *Pattern Recognition* 70:60–74
- Gupta A, Vedaldi A, Zisserman A (2016) Synthetic data for text localisation in natural images. In: Proceedings of the IEEE Conference on Computer Vision and Pattern Recognition, pp 2315–2324
- He K, Gkioxari G, Dollár P, Girshick R (2017) Mask r-cnn. In: Proceedings of the IEEE International Conference on Computer Vision, pp 2961–2969
- He T, Tian Z, Huang W, Shen C, Qiao Y, Sun C (2018) An end-to-end textspotter with explicit alignment and attention. In: Proceedings of the IEEE Conference on Computer Vision and Pattern Recognition, pp 5020–5029
- Hu J, Cao L, Lu Y, Zhang S, Wang Y, Li K, Huang F, Shao L, Ji R (2021) Istr: End-to-end instance segmentation with transformers. arXiv preprint arXiv:210500637
- Huang M, Liu Y, Peng Z, Liu C, Lin D, Zhu S, Yuan N, Ding K, Jin L (2022) Swintextspotter: Scene text spotting via better synergy between text detection and text recognition. In: Proceedings of the IEEE/CVF Conference on Computer Vision and Pattern Recognition, pp 4593–4603
- Jaderberg M, Simonyan K, Zisserman A, Kavukcuoglu K (2015) Spatial transformer networks. MIT Press
- Jaderberg M, Simonyan K, Vedaldi A, Zisserman A (2016) Reading text in the wild with convolutional neural networks. *International Journal of Computer Vision* 116(1):1–20
- Jia D, Yuan Y, He H, Wu X, Yu H, Lin W, Sun L, Zhang C, Hu H (2022) Detrs with hybrid matching. arXiv preprint arXiv:220713080
- Jia X, De Brabandere B, Tuytelaars T, Gool LV (2016) Dynamic filter networks. *Advances in Neural Information Processing Systems* 29:667–675
- Karatzas D, Shafait F, Uchida S, Iwamura M, i Bigorda LG, Mestre SR, Mas J, Mota DF, Almazan JA, De Las Heras LP (2013) Icdar 2013 robust reading competition. In: 2013 12th International Conference on Document Analysis and Recognition, IEEE, pp 1484–1493
- Karatzas D, Gomez-Bigorda L, Nicolaou A, Ghosh S, Bagdanov A, Iwamura M, Matas J, Neumann L, Chandrasekhar VR, Lu S, et al. (2015) Icdar 2015 competition on robust reading. In: 2015 13th International Conference on Document Analysis and Recognition (ICDAR), IEEE, pp 1156–1160
- Kittenplon Y, Lavi I, Fogel S, Bar Y, Manmatha R, Perona P (2022) Towards weakly-supervised text spotting using a multi-task transformer. In: Proceedings

- of the IEEE/CVF Conference on Computer Vision and Pattern Recognition, pp 4604–4613
- Li F, Zhang H, Liu S, Guo J, Ni LM, Zhang L (2022) Dn-detr: Accelerate detr training by introducing query denoising. In: Proceedings of the IEEE/CVF Conference on Computer Vision and Pattern Recognition, pp 13619–13627
- Li H, Wang P, Shen C (2017) Towards end-to-end text spotting with convolutional recurrent neural networks. In: Proceedings of the IEEE International Conference on Computer Vision, pp 5238–5246
- Liao M, Shi B, Bai X, Wang X, Liu W (2017) Textboxes: A fast text detector with a single deep neural network. In: Thirty-first AAAI Conference on Artificial Intelligence
- Liao M, Shi B, Bai X (2018) Textboxes++: A single-shot oriented scene text detector. *IEEE Transactions on Image Processing* 27(8):3676–3690
- Liao M, Pang G, Huang J, Hassner T, Bai X (2020) Mask textspotter v3: Segmentation proposal network for robust scene text spotting. In: *Computer Vision–ECCV 2020: 16th European Conference, Glasgow, UK, August 23–28, 2020, Proceedings, Part XI 16*, Springer, pp 706–722
- Liao M, Lyu P, He M, Yao C, Wu W, Bai X (2021) Mask textspotter: An end-to-end trainable neural network for spotting text with arbitrary shapes. *IEEE Transactions on Pattern Analysis and Machine Intelligence* 43(2):532–548, DOI 10.1109/TPAMI.2019.2937086
- Lin TY, Dollár P, Girshick R, He K, Hariharan B, Belongie S (2017a) Feature pyramid networks for object detection. In: Proceedings of the IEEE Conference on Computer Vision and Pattern Recognition, pp 2117–2125
- Lin TY, Goyal P, Girshick R, He K, Dollár P (2017b) Focal loss for dense object detection. In: Proceedings of the IEEE International Conference on Computer Vision, pp 2980–2988
- Liu S, Li F, Zhang H, Yang X, Qi X, Su H, Zhu J, Zhang L (2022) DAB-DETR: Dynamic anchor boxes are better queries for DETR. In: *International Conference on Learning Representations*, URL <https://openreview.net/forum?id=oMI9Pj0b9Jl>
- Liu X, Liang D, Yan S, Chen D, Qiao Y, Yan J (2018) Fots: Fast oriented text spotting with a unified network. In: Proceedings of the IEEE Conference on Computer Vision and Pattern Recognition, pp 5676–5685
- Liu Y, Jin L, Zhang S, Luo C, Zhang S (2019) Curved scene text detection via transverse and longitudinal sequence connection. *Pattern Recognition* 90:337–345
- Liu Y, Chen H, Shen C, He T, Jin L, Wang L (2020) Abcnet: Real-time scene text spotting with adaptive bezier-curve network. In: Proceedings of the IEEE/CVF Conference on Computer Vision and Pattern Recognition, pp 9809–9818
- Liu Y, Shen C, Jin L, He T, Chen P, Liu C, Chen H (2021a) Abcnet v2: Adaptive bezier-curve network for real-time end-to-end text spotting. *IEEE Transactions on Pattern Analysis and Machine Intelligence* 44(11):8048–8064
- Liu Y, Zhang J, Peng D, Huang M, Wang X, Tang J, Huang C, Lin D, Shen C, Bai X, et al. (2023) Spts v2: Single-point scene text spotting. arXiv preprint arXiv:230101635
- Liu Z, Lin Y, Cao Y, Hu H, Wei Y, Zhang Z, Lin S, Guo B (2021b) Swin transformer: Hierarchical vision transformer using shifted windows. In: Proceedings of the IEEE/CVF International Conference on Computer Vision, pp 10012–10022
- Lyu P, Liao M, Yao C, Wu W, Bai X (2018) Mask textspotter: An end-to-end trainable neural network for spotting text with arbitrary shapes. In: Proceedings of the European Conference on Computer Vision (ECCV), pp 67–83
- Meng D, Chen X, Fan Z, Zeng G, Li H, Yuan Y, Sun L, Wang J (2021) Conditional detr for fast training convergence. In: Proceedings of the IEEE/CVF International Conference on Computer Vision, pp 3651–3660
- Milletari F, Navab N, Ahmadi SA (2016) V-net: Fully convolutional neural networks for volumetric medical image segmentation. In: 2016 Fourth International Conference on 3D Vision (3DV), IEEE, pp 565–571
- Nayef N, Yin F, Bizid I, Choi H, Feng Y, Karatzas D, Luo Z, Pal U, Rigaud C, Chazalon J, et al. (2017) Icdar2017 robust reading challenge on multi-lingual scene text detection and script identification-rrc-mlt. In: 2017 14th IAPR International Conference on Document Analysis and Recognition (ICDAR), IEEE, vol 1, pp 1454–1459
- Neumann L, Matas J (2015) Real-time lexicon-free scene text localization and recognition. *IEEE Transactions on Pattern Analysis and Machine Intelligence* 38(9):1872–1885
- Nguyen N, Nguyen T, Tran V, Tran MT, Ngo TD, Nguyen TH, Hoai M (2021) Dictionary-guided scene text recognition. In: Proceedings of the IEEE/CVF Conference on Computer Vision and Pattern Recognition, pp 7383–7392
- Ouyang-Zhang J, Cho JH, Zhou X, Krähenbühl P (2022) Nms strikes back. arXiv preprint arXiv:221206137
- Pan Z, Cai J, Zhuang B (2022) Fast vision transformers with hilo attention. In: *NeurIPS*

- Peng D, Jin L, Liu Y, Luo C, Lai S (2022a) Pagenet: Towards end-to-end weakly supervised page-level handwritten chinese text recognition. *International Journal of Computer Vision* 130(11):2623–2645
- Peng D, Wang X, Liu Y, Zhang J, Huang M, Lai S, Li J, Zhu S, Lin D, Shen C, et al. (2022b) Spts: single-point text spotting. In: *Proceedings of the 30th ACM International Conference on Multimedia*, pp 4272–4281
- Qiao L, Tang S, Cheng Z, Xu Y, Niu Y, Pu S, Wu F (2020) Text perceptron: Towards end-to-end arbitrary-shaped text spotting. In: *Proceedings of the AAAI Conference on Artificial Intelligence*, vol 34, pp 11899–11907
- Qiao L, Chen Y, Cheng Z, Xu Y, Niu Y, Pu S, Wu F (2021) Mango: A mask attention guided one-stage scene text spotter. In: *Proceedings of the Thirty-Fifth AAAI Conference on Artificial Intelligence (AAAI)*, pp 2467–2476
- Qin S, Bissacco A, Raptis M, Fujii Y, Xiao Y (2019) Towards unconstrained end-to-end text spotting. In: *Proceedings of the IEEE/CVF International Conference on Computer Vision*, pp 4704–4714
- Ren S, He K, Girshick R, Sun J (2015) Faster r-cnn: Towards real-time object detection with region proposal networks. *Advances in Neural Information Processing Systems* 28:91–99
- Rezatofighi H, Tsoi N, Gwak J, Sadeghian A, Reid I, Savarese S (2019) Generalized intersection over union: A metric and a loss for bounding box regression. In: *Proceedings of the IEEE/CVF Conference on Computer Vision and Pattern Recognition*, pp 658–666
- Ronen R, Tsiper S, Anshel O, Lavi I, Markovitz A, Manmatha R (2022) Glass: Global to local attention for scene-text spotting. In: *European Conference on Computer Vision*, Springer, pp 249–266
- Rong X, Li B, Munoz JP, Xiao J, Arditi A, Tian Y (2016) Guided text spotting for assistive blind navigation in unfamiliar indoor environments. In: *International Symposium on Visual Computing*, Springer, pp 11–22
- Shi B, Bai X, Yao C (2016) An end-to-end trainable neural network for image-based sequence recognition and its application to scene text recognition. *IEEE Transactions on Pattern Analysis and Machine Intelligence* 39(11):2298–2304
- Stewart R, Andriluka M, Ng AY (2016) End-to-end people detection in crowded scenes. In: *Proceedings of the IEEE Conference on Computer Vision and Pattern Recognition*, pp 2325–2333
- Sun P, Zhang R, Jiang Y, Kong T, Xu C, Zhan W, Tomizuka M, Li L, Yuan Z, Wang C, et al. (2021) Sparse r-cnn: End-to-end object detection with learnable proposals. In: *Proceedings of the IEEE/CVF Conference on Computer Vision and Pattern Recognition*, pp 14454–14463
- Sun Y, Ni Z, Chng CK, Liu Y, Luo C, Ng CC, Han J, Ding E, Liu J, Karatzas D, et al. (2019) Icdar 2019 competition on large-scale street view text with partial labeling-rrc-lsvt. In: *2019 International Conference on Document Analysis and Recognition (ICDAR)*, IEEE, pp 1557–1562
- Tian Z, Shen C, Chen H (2020) Conditional convolutions for instance segmentation. In: *Computer Vision—ECCV 2020: 16th European Conference, Glasgow, UK, August 23–28, 2020, Proceedings, Part I 16*, Springer, pp 282–298
- Vaswani A, Shazeer N, Parmar N, Uszkoreit J, Jones L, Gomez AN, Kaiser Ł, Polosukhin I (2017) Attention is all you need. In: *Advances in Neural Information Processing Systems*, pp 5998–6008
- Wang H, Lu P, Zhang H, Yang M, Bai X, Xu Y, He M, Wang Y, Liu W (2020a) All you need is boundary: Toward arbitrary-shaped text spotting. In: *Proceedings of the AAAI Conference on Artificial Intelligence*, vol 34, pp 12160–12167
- Wang HC, Finn C, Paull L, Kaess M, Rosenholtz R, Teller S, Leonard J (2015) Bridging text spotting and slam with junction features. In: *2015 IEEE/RSJ International Conference on Intelligent Robots and Systems (IROS)*, IEEE, pp 3701–3708
- Wang J, Liu C, Jin L, Tang G, Zhang J, Zhang S, Wang Q, Wu Y, Cai M (2021a) Towards robust visual information extraction in real world: New dataset and novel solution. In: *Proceedings of the AAAI Conference on Artificial Intelligence*, vol 35, pp 2738–2745
- Wang K, Babenko B, Belongie S (2011) End-to-end scene text recognition. In: *2011 International Conference on Computer Vision*, IEEE, pp 1457–1464
- Wang P, Zhang C, Qi F, Liu S, Zhang X, Lyu P, Han J, Liu J, Ding E, Shi G (2021b) Pgnet: Real-time arbitrarily-shaped text spotting with point gathering network. *arXiv preprint arXiv:210405458*
- Wang W, Xie E, Song X, Zang Y, Wang W, Lu T, Yu G, Shen C (2019) Efficient and accurate arbitrary-shaped text detection with pixel aggregation network. In: *Proceedings of the IEEE/CVF International Conference on Computer Vision*, pp 8440–8449
- Wang W, Liu X, Ji X, Xie E, Liang D, Yang Z, Lu T, Shen C, Luo P (2020b) Ae textspotter: Learning visual and linguistic representation for ambiguous text spotting. In: *European Conference on Computer Vision*, Springer, pp 457–473
- Wang W, Xie E, Li X, Fan DP, Song K, Liang D, Lu T, Luo P, Shao L (2021c) Pyramid vision transformer: A



- versatile backbone for dense prediction without convolutions. In: Proceedings of the IEEE/CVF International Conference on Computer Vision, pp 568–578
- Wang W, Xie E, Li X, Liu X, Liang D, Zhibo Y, Lu T, Shen C (2021d) Pan++: Towards efficient and accurate end-to-end spotting of arbitrarily-shaped text. *IEEE Transactions on Pattern Analysis and Machine Intelligence*
- Wang Y, Xie H, Fang S, Wang J, Zhu S, Zhang Y (2021e) From two to one: A new scene text recognizer with visual language modeling network. In: Proceedings of the IEEE/CVF International Conference on Computer Vision, pp 14194–14203
- Wold S, Esbensen K, Geladi P (1987) Principal component analysis. *Chemometrics and Intelligent Laboratory Systems* 2(1-3):37–52
- Xing L, Tian Z, Huang W, Scott MR (2019) Convolutional character networks. In: Proceedings of the IEEE/CVF International Conference on Computer Vision, pp 9126–9136
- Yang J, Li C, Zhang P, Dai X, Xiao B, Yuan L, Gao J (2021) Focal self-attention for local-global interactions in vision transformers. *arXiv preprint arXiv:210700641*
- Ye M, Zhang J, Zhao S, Liu J, Du B, Tao D (2023) Dptext-detr: Towards better scene text detection with dynamic points in transformer. In: Proceedings of the AAAI Conference on Artificial Intelligence
- Yu D, Li X, Zhang C, Liu T, Han J, Liu J, Ding E (2020) Towards accurate scene text recognition with semantic reasoning networks. In: Proceedings of the IEEE/CVF Conference on Computer Vision and Pattern Recognition, pp 12113–12122
- Zhang C, Tao Y, Du K, Ding W, Wang B, Liu J, Wang W (2021) Character-level street view text spotting based on deep multi-segmentation network for smarter autonomous driving. *IEEE Transactions on Artificial Intelligence* pp 1–1, DOI 10.1109/TAI.2021.3116216
- Zhang H, Li F, Liu S, Zhang L, Su H, Zhu J, Ni LM, Shum HY (2023) Dino: Detr with improved denoising anchor boxes for end-to-end object detection. *ICLR* pp 1–9
- Zhang P, Xu Y, Cheng Z, Pu S, Lu J, Qiao L, Niu Y, Wu F (2020) Trie: End-to-end text reading and information extraction for document understanding. In: Proceedings of the 28th ACM International Conference on Multimedia, pp 1413–1422
- Zhang R, Zhou Y, Jiang Q, Song Q, Li N, Zhou K, Wang L, Wang D, Liao M, Yang M, et al. (2019) Icdar 2019 robust reading challenge on reading chinese text on signboard. In: 2019 International Conference on Document Analysis and Recognition (ICDAR), IEEE, pp 1577–1581
- Zhang S, Wang X, Wang J, Pang J, Chen K (2022a) What are expected queries in end-to-end object detection? *arXiv preprint arXiv:220601232*
- Zhang X, Su Y, Tripathi S, Tu Z (2022b) Text spotting transformers. In: Proceedings of the IEEE/CVF Conference on Computer Vision and Pattern Recognition, pp 9519–9528
- Zhong H, Tang J, Wang W, Yang Z, Yao C, Lu T (2021) Arts: Eliminating inconsistency between text detection and recognition with auto-rectification text spotter. *arXiv preprint arXiv:211010405*
- Zhu X, Su W, Lu L, Li B, Wang X, Dai J (2021) Deformable detr: Deformable transformers for end-to-end object detection. *ICLR* pp 1–9