

GWPT: A Green Word-Embedding-based POS Tagger

Chengwei Wei¹, Runqi Pang¹, and C.-C. Jay Kuo¹

¹University of Southern California, Los Angeles, California, USA

chengwei@usc.edu

Abstract

As a fundamental tool for natural language processing (NLP), the part-of-speech (POS) tagger assigns the POS label to each word in a sentence. A novel lightweight POS tagger based on word embeddings is proposed and named GWPT (green word-embedding-based POS tagger) in this work. Following the green learning (GL) methodology, GWPT contains three modules in cascade: 1) representation learning, 2) feature learning, and 3) decision learning modules. The main novelty of GWPT lies in representation learning. It uses non-contextual or contextual word embeddings, partitions embedding dimension indices into low-, medium-, and high-frequency sets, and represents them with different N-grams. It is shown by experimental results that GWPT offers state-of-the-art accuracies with fewer model parameters and significantly lower computational complexity in both training and inference as compared with deep-learning-based methods.

1 Introduction

Part of speech (POS) tagging is one of the classical sequence labeling tasks. It aims to tag every word of a sentence with its POS attribute. As POS offers a syntactic attribute of words, POS tagging is useful for many downstream tasks, such as speech recognition, syntactic parsing, and machine translation. POS tagging has been successfully solved with complex sequence-to-sequence models based on deep-learning (DL) technology, such as LSTM [Wang et al., 2015a,b, Bohnet et al., 2018b] and Transformers [Li et al., 2021].

Recently, the NLP landscape is dominated by Large Language Models (LLMs) [Wei et al., 2023, Brown et al., 2020, OpenAI, 2023]. There is a perception that the rise of LLMs, which excel in many applications, has shifted the focus. However, LLMs are based on generative pre-trained transformers (GPTs). They are challenged by hallucination, reliability, huge computational complexity, and lack of incremental learning capabilities. To tackle these deficiencies, an alternative approach could be the decomposition of a generic LLM to several smaller domain-specific mid-size language models (MLM) that have a "multi-modal interface" to handle textual or visual input/output and a "knowledge core" implemented by knowledge graphs

(KGs) for knowledge representation, data mining, and incremental learning. Such a modular design could improve the interpretability, reliability, computational complexity, and incremental capability of next-generation MLMs with justifiable and logical reasoning. In this direction, POS tagging is still a valuable step in building interpretable NLP models. Furthermore, there is a need for lightweight high-performance POS taggers to offer efficiency while ensuring efficacy for downstream tasks.

In this work, we propose a novel word-embedding-based POS tagger, called GWPT, to meet this demand. Following the green learning (GL) methodology [Kuo and Madni, 2022], GWPT contains three cascaded modules: 1) representation learning, 2) feature learning, and 3) decision learning. The last two modules of GWPT adopt the standard procedures, i.e., the discriminant feature test (DFT) [Yang et al., 2022] for feature selection and the XGBoost classifier in making POS prediction. The main novelty of GWPT lies in representation learning.

GWPT derives the representation of a word based on its embedding. Both non-contextual embeddings (e.g., fastText) and contextual embeddings (e.g., BERT) can be used. GWPT partitions dimension indices into low-, mid-, and high-frequency three sets. It discards dimension indices in the low-frequency set and considers the N-gram representation for dimension indices in the mid- and high-frequency sets. Furthermore, the final word features are selected from a subset of word representations using supervised learning. It helps mitigate the adverse impacts of noise or irrelevant features for POS tagging tasks and reduce computational costs simultaneously. Extensive experiments are conducted for performance benchmarking between GWPT and several DL-based POS taggers. As compared with DL-based POS taggers, GWPT offers highly competitive tagging accuracy with fewer model parameters and significantly lower complexity in training and inference.

There are two main contributions of this work.

- A new efficient representation method for POS tagging derived from word embeddings is proposed. It discards low-frequency dimension indices and adopts N-gram representations for those in the mid- and high-frequency sets to enhance the overall effectiveness of the proposed GWPT method.
- Extensive POS tagging experiments are conducted to evaluate tagging accuracy, model sizes, and computational complexity of several benchmarking methods. GWPT

offers competitive tagging accuracy with smaller model sizes and significantly reduced complexity.

The rest of this paper is organized as follows. Related previous work is reviewed in Sec. 2. The GWPT method is described in Sec. 3. Experimental results are presented in Sec. 4. Concluding remarks are given in Sec. 5.

2 Related Work

POS tagging methods can be categorized into rule-based, statistical-based, and DL-based three approaches as elaborated below.

Rule-based approach. Rule-based POS tagging methods [Brill, 1992, Eric, 1994, Chiche and Yitagesu, 2022] utilize pre-defined linguistic rules to assign POS tags to words in sentences. Generally, a rule-based POS tagger initially assigns each word its most likely POS using a dictionary derived from a large tagged corpus without considering its context. Then, it applies rules to narrow down and determine the final POS for each word. These rules are created by linguistic experts or corpus based on linguistic features of a language, such as lexical, morphological, and syntactical patterns. For example, switching the POS tag from VBN to VBD when the preceding word is capitalized [Brill, 1992]. While rule-based methods offer simplicity and interpretability, their performance is inadequate in the face of complex and ambiguous instances of a language.

Statistical-based approach. Statistical-based POS tagging methods, also called stochastic tagging, utilize annotated training corpora to learn the statistical relationship between words and their associated POS tags. Specifically, they disambiguate words by considering the probability of a word occurring with a specific tag in a given context. Statistical-based POS tagging often adopts the hidden Markov model (HMM) [Kim et al., 1999, Lee et al., 2000, Van Gael et al., 2009], where POS tags are the hidden states and words in a sentence sequence serve as observations. HMM-based POS taggers aim to learn the transition probability (i.e., the probability of one POS tag succeeding another) and the emission probability (i.e., the probability of a word being emitted from a specific POS tag) from annotated training corpora. Besides HMM, other statistical models have also been considered such as the maximum entropy model [Ratnaparkhi, 1996, Zhao and Wang, 2002] and the conditional random fields (CRF) [Agarwal and Mani, 2006, PVS and Karthik, 2007, Silfverberg et al., 2014].

DL-based approach. DL-based POS tagging methods have gained popularity as their ability to capture linguistic patterns from a large number of training data and achieve high performance. Common models include recurrent neural networks (RNN) [Wang et al., 2015a,b, Bohnet et al., 2018b] and transformers [Li et al., 2021]. The performance of DL-based taggers can be enhanced by integrating with other techniques such as character embeddings, adversarial training, or rule-based pre-processing. DL-based POS taggers outperform rule-based and statistical-based methods at substantially higher computational and storage costs. Recently, large language models (LLMs) [Brown et al., 2020, OpenAI, 2023] can manage POS tagging implicitly and address downstream NLP tasks directly.

Our work follows the GL paradigm [Kuo and Madni, 2022, Kuo, 2016, Kuo et al., 2019]. GL aims to address the high computational and storage costs of the DL paradigm while providing competitive performance at the same time. GL has neither neurons nor networks. It is characterized by low carbon footprints, lightweight models, low computational complexity, and logical transparency. It offers energy-efficient solutions in AI chips, mobile/edge devices, and data centers. GL methods have been successfully developed for quite a few image processing and computer vision tasks [Kuo and Chen, 2018, Chen et al., 2020, 2021, Zhang et al., 2020, Kadam et al., 2022]. In this work, we demonstrate the design of a green POS tagger, GWPT, and conduct performance benchmarking between GWPT and DL-based methods.

3 Proposed GWPT Method

The system diagram of GWPT is depicted in Fig. 1. It contains four steps. Steps 1 and 2 belong to the unsupervised representation learning module. Steps 3 and 4 correspond to the supervised feature learning and the supervised decision learning modules, respectively.

1. *Frequency Analysis of Embedding Dimensions.* We analyze the frequency of each word embedding dimension and partition word embedding dimension indices into low-, mid-, and high-frequency sets.
2. *Concise Representation with Adaptive N-grams.* We adopt adaptive N-grams to each word embedding dimension based on their frequency analysis. The red block in Fig. 1 shows the N-gram ranges associated with word embedding dimensions of different frequencies. The adaptive N-gram design captures the essential contextual information for accurate POS prediction.
3. *Discriminant Feature Selection.* The dimension of concatenated N-grams of a word is still large. We adopt a semi-supervised feature extraction tool, DFT [Yang et al., 2022], to select features of higher discriminant power.
4. *Classification for POS Labels.* We perform the word-based POS classification task using an XGBoost classifier.

These four steps are elaborated below.

3.1 Frequency Analysis of Embedding Dimensions

Consider an L -dimension word embedding scheme, which can be contextual- or non-contextual-based. We denote each dimension with D_l , $l \in \{1, \dots, L\}$, and define its frequency attribute as follows. Given a sentence of M words, we use the embedding of each word to construct a matrix, W , of L rows and M columns, whose vertical direction records embedding values, and horizontal direction is ordered by the word sequence. Let $w_{l,m}$ be the (l, m) -th element in W . A row of matrix W indicates the variation of values of a specific dimension along the sentence. By removing its mean $\bar{w}_l = \sum_{m=1}^M w_{l,m}$, we obtain a zero-mean sequence x_l where $x_{l,m} = w_{l,m} - \bar{w}_l$.

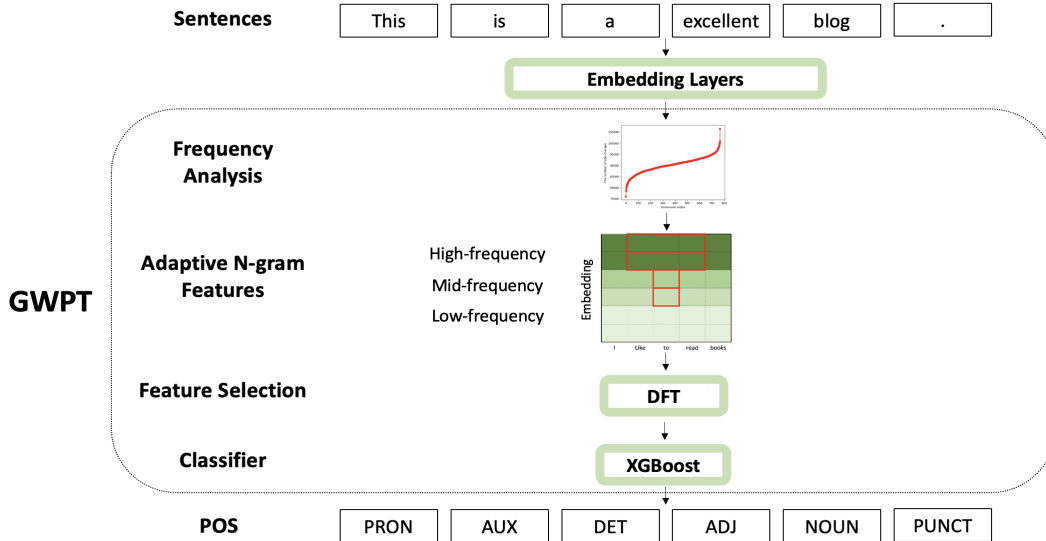


Figure 1. The system diagram of the GWPT method.

For dimension D_l , we use the normalized sign-change ratio (NSR) of x_l as its frequency attribute, which can be written as

$$\text{NSC}(x_l) = \frac{1}{M-1} \sum_{m=1}^{M-1} \delta_{m,m+1}, \quad (1)$$

where $\delta_{m,m+1} = 0$ if $x_{l,m}$ and $x_{l,m+1}$ are of the same sign; otherwise, $\delta_{m,m+1} = 1$. Clearly, the NSC of a dimension takes a value between 0 and 1. Finally, we consider all sentences from a corpus, take the average of their NSR values, and assign the averaged NSR to each dimension as its frequency. A dimension of higher (or lower) frequency indicates signal x_j fluctuates more (or less) frequently with respect to its mean value.

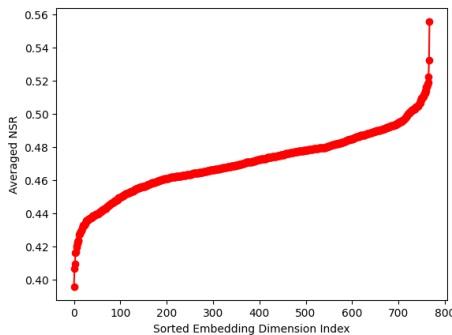


Figure 2. We plot the averaged normalized sign-change ratio (NSR) as a function of the sorted embedding dimension index from the smallest value ($l = 1$) to the largest value ($l = 768$) against the Penn Treebank dataset using the BERT word embedding. We partition dimension indices into low-, mid-, and high-frequency sets using two elbow points with $l = 50$ and $l = 751$.

We plot the averaged NSR value of sorted embedding dimen-

sion indices against the Penn Treebank dataset using the BERT word embedding in Fig. 2. The dimension indices can be partitioned into low-, mid-, and high-frequency sets using two elbow points. They are denoted by S_l , S_m , and S_h , respectively.

3.2 Concise Representation with Adaptive N-grams

We obtain the unsupervised features of a word as follows.

- Low-frequency dimensions
We examined the POS of neighboring words and observed that 92.5% and 92.7% of neighboring words had different POS labels in the training sets of Penn Treebank [Marcus et al., 1993] and Universal Dependencies [Nivre et al., 2020], respectively. Since POS class labels change between neighboring words in a sentence, low-frequency embedding dimensions are not relevant to POS prediction. Thus, their values are discarded.
- Mid-frequency dimensions
The change rates of mid-frequency dimensions are higher, making them valuable for POS prediction and should be included in the representation vector. The 1- and 2-grams are used for contextual and non-contextual word embeddings, respectively, since contextual word embeddings contain the contextual information. Additionally, we apply Principal Component Analysis (PCA) with an energy threshold of 99% to filter out components corresponding to very small eigenvalues.
- High-frequency dimensions
The contextual information of a high-frequency dimension across multiple words proves to be useful for POS prediction. This is particularly valid for non-contextual word embedding methods (e.g., the same word “love” can be a verb or a noun depending on its context). It is beneficial to use N-grams with a larger N value. Since the number of high-frequency dimensions is small, the cost is manageable. Additionally, we apply PCA to concatenated N-gram

high-frequency dimensions for dimension reduction. Finally, we concatenate the N-grams from mid- and high-frequency dimensions to get a concise representation vector of a word.

3.3 Discriminant Feature Selection

The dimension of the concise representation vector of a word from the previous step is still large. Since not all dimensions are equally important, it is desired to select a discriminant subset for two purposes. First, it can avoid the negative effects from noise or irrelevant features. Second, it can reduce the computational cost. For discriminant feature selection, we adopt a supervised feature selection method known as the discriminant feature test (DFT) [Yang et al., 2022].

DFT measures the discriminant power of each dimension of the input vector independently. For each dimension, DFT partitions its full range into two non-overlapping sub-intervals and uses the class labels of training samples to compute the weighted entropy from the two sub-intervals, called the loss function. DFT searches over a set of uniformly spaced points and finds the optimal point that minimizes the loss function. Then, the minimized loss function value is assigned to the feature as its DFT loss value. The smaller the DFT loss, the more discriminant the associated feature. Here, we use DFT to select the most discriminant subset of dimensions as features for POS prediction.

3.4 Classification for POS Labels

After we get the discriminant features for each word, we train an XGBoost classifier [Chen and Guestrin, 2016] as the target classifier since it provides good performance and a relatively low inference complexity as compared with other classifiers.

4 Experiments

4.1 Datasets and Experimental Setup

Datasets. We conduct experiments on two popular English POS tagging datasets: Penn Treebank (PTB) [Marcus et al., 1993] and Universal Dependencies (UD) [Nivre et al., 2020]. PTB contains material collected from the Wall Street Journal (WSJ) with 45 POS tags. We adopt the common split of this dataset: Sections 0-18 (38,219 sentences) for training, Sections 19-21 (5,527 sentences) for development, and Sections 22-24 (5,462 sentences) for testing. UD consists of 183 treebanks over 104 languages. Its English UPOS (universal part-of-speech tags) has 17 POS tags. The default data split is used in our experiments.

Experimental Setup. We consider non-contextual and contextual word embeddings with two representative examples. FastText [Mikolov et al., 2018] is a non-contextual word embedding scheme. The 300-dimensional FastText pre-trained on Wikipedia 2017 is used. Fasttext utilizes subword tokenization to address the Out-of-Vocabulary challenge, which is a serious issue in POS tagging. BERT [Kenton and Toutanova, 2019] is

a contextual word embedding scheme. We take the mean of embeddings of all layers as the final one. Both fastText and BERT embeddings employ subword tokenization. In our experiments, we utilize the mean pooling of subword embeddings as the embedding for the associated word. Table 1 lists the index ranges of mid- and high-frequency dimensions and their N-grams. We choose a smaller N for BERT, namely, the 1-gram for mid-frequency dimensions and the 1-gram and 2-gram for high-frequency dimensions. Since fastText is a non-contextual embedding, we compensate it with more gram types. We use DFT to choose 500 and 700 most discriminative features for fastText and BERT embeddings, respectively. Based on the validation sets, the XGBoost classifier has the maximum depth equal to 3, and it has 5000 trees and 4000 trees for fastText and BERT, respectively.

Table 1. Frequency partitioning and N-gram’s choices

Word Embed.	Frequency	Indices	N-grams
FastText	Low	[0, 5]	None
	Mid-	[6, 260]	1,2
	High-	[261, 300]	1,2,3
BERT	Low	[0, 50]	None
	Mid-	[51, 750]	1
	High-	[751, 768]	1,2

Table 2. POS tagging accuracy on UD’s test dataset.

Embeddings	Fasttext	BERT
MultiBPEmb	94.30	96.10
GWPT (ours)	94.94	96.77

Table 3. Comparison of model sizes and inference FLOP numbers of MultiBPEmb and GWPT.

Methods	Modules	Param. #	FLOPs
MultiBPEmb	LSTM Layers	3,332 K (1.55X)	6,382 K (7.40X)
	Adaptive N-gram	281 K	522 K
GWPT	XGBoost	1,870 K	340 K
	Total	2,151 K (1X)	862 K (1X)

4.2 Comparison with MultiBPEmb

We first compare the tagging accuracy of GWPT with another word embedding-based tagger, MultiBPEmb [Heizlerling and Strube, 2019], on the UD dataset in Table 2. MultiBPEmb uses two Bi-LSTM layers and two Meta-LSTM layers with 256 hidden variables as the POS classifier. GWPT

outperforms MultiBPEmb in prediction accuracy with both fastText and BERT embeddings.

Next, we compare the model sizes and the computational complexity of GWPT and MultiBPEmb in Table 3, where the inference FLOPs (Floating-Point Operations) per word are used as the indicator of computational complexity. Since MultiBPEmb and GWPT use the same word embeddings (i.e., fastText or BERT), we do not include the cost of word embeddings in the table. Table 3 shows that GWPT has smaller model size and lower inference computational complexity than MultiBPEmb. The estimated model size and inference FLOPs for GWPT using fastText embedding on the UD dataset is given below. The main components that contribute to the model size and computational complexity in GWPT’s inference are adaptive N-grams and XGBoost. Other components, say, frequency partitioning and discriminant feature Selection, have negligible parameter counts and computational complexity.

- Adaptive N-grams. PCA is applied to N-grams. Since the mid-frequency range (from indices 5 to 260) encompasses 255 dimensions and involves 2-gram features, the parameter count for PCA is less than $(255 \times 2)^2 = 260,100$. The high-frequency range (from indices 261 to 300) contains 40 dimensions and involves both 2-grams and 3-grams, and the parameter number for PCA is less than $(40 \times 2)^2 + (40 \times 3)^2 = 20,800$. Thus, the total is bounded by 280,900. The FLOPs for a PCA transform is $2 \times m \times n$ where m and n are input and output dimensions, respectively. Thus, the FLOPs is $2 \times (490 \times 490 + 80 \times 80 + 120 \times 120) = 521,800$
- XGBoost. A tree with a depth of 3 has 22 parameters. In multiclass classification problems, XGBoost employs the One versus Rest strategy. We use validation sets to select the tree number for each class in XGBoost. Fig. 3 illustrates the relationship between the validation error rate and the number of trees for each class in XGBoost. The error rates of the first 500 trees are excluded for better visualization. the validation error rates converge at 5,000 and 4,000 trees in each class for fastText and BERT embeddings, respectively. The UD dataset has 17 classes of POS. Thus, the total number of parameters for fastText is $5,000 \times 22 \times 17 = 1,870,000$. The FLOPs for an XGBoost classifier in each class are the number of trees times the tree depth. All trees’ predictions need to be summed up via addition. Thus, the FLOPs is $(5,000 \times 3 + 5,000) \times 17 = 340,000$.

4.3 Comparison with Other POS Taggers

We further compare the performance with other POS taggers for PTB and UD in Table 4. Meta-BiLSTM [Bohnet et al., 2018a], Char Bi-LSTM [Ling et al., 2015] and Adversarial Bi-LSTM [Yasunaga et al., 2018] are LSTM models built on character and word-based representations. BiLSTM-LAN [Cui and Zhang, 2019] is a multi-layered BiLSTM-softmax sequence labeler with an attention mechanism. Flair embeddings [Akbi et al., 2018] adopts the character embedding. In addition, we fine-tune the whole BERT model with extra linear layers for

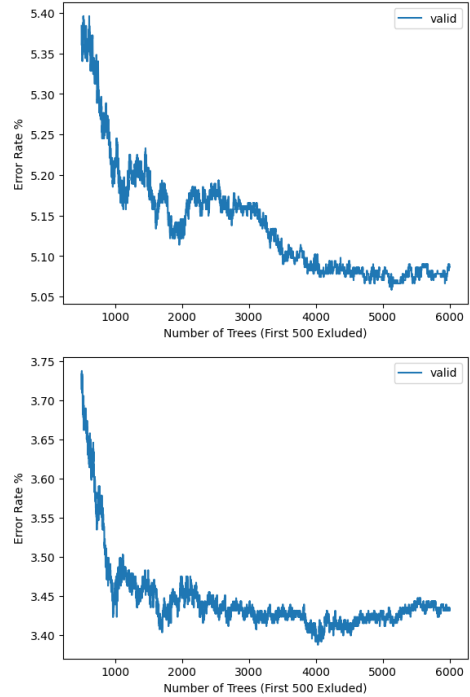


Figure 3. The validation error rate as a function of the XGBoost tree numbers for each class on the UD datasets: (top) fastText and (bottom) BERT.

POS tagging, which is denoted as BERT-MLP. We see that our method can still achieve competitive performance without character-level information and complicated training strategies.

Table 4. Comparison of POS tagging accuracy rate for PTB and UD test datasets, where [†] denotes a method implemented by ourselves.

Methods	PTB	UD
Meta BiLSTM	97.96	-
Flair embeddings	97.85	-
Char Bi-LSTM	97.78	-
BiLSTM-LAN	97.65	95.59
Adversarial Bi-LSTM	97.58	95.82
BERT-MLP †	97.67	96.32
GWPT/BERT (Ours)	97.73	96.77

4.4 Ablation Study

We conduct ablation studies to illustrate the effects of adaptive N-grams and DFT.

Adaptive N-grams. We compare the performance of two settings: 1) fixed N-grams for all dimensions of word embeddings, and 2) the proposed adaptive N-grams. in Table 5. Fast-Text achieves its best performance using up to 3-grams. BERT

Table 5. POS tagging accuracy using different N-grams for the UD dataset.

Word Embed.	N-grams	Feature Dim.	Accuracy
FastText	1	300	88.56
	1, 2	1.5K	94.52
	1, 2, 3	4K	94.82
	adaptive	2K	94.80
BERT	1	0.7 k	96.64
	1,2	3.5K	96.72
	1,2,3	9.6K	96.64
	adaptive	0.7K	96.72

Table 6. POS tagging accuracy using DFT on the UD test set

Word Embed.	Features	Dimension	Accuracy
FastText	Before DFT	1992	94.80
	After DFT	500	94.94
BERT	Before DFT	733	96.72
	After DFT	700	96.77

embeddings require only 2-grams to boost the performance due to their inherent contextual information. Increasing the neighboring context, such as 3-grams, conversely impacts the results. Our adaptive n-grams achieves similar performance but with significantly reduced feature dimensions.

DFT. Fig. 4 shows the curves of sorted discriminability (i.e., cross-entropy) for each feature dimension of word representation derived from fastText for the UD dataset. Within the same figure, we depict the validation and test accuracies for POS tagging using all the features selected by DFT up to the dimension index in the x-axis. We see consistent classification performance with the feature discriminability. Furthermore, we compare the performance of using the original adaptive n-gram features and the discriminative features selected by DFT in Table 6. It shows that the POS tagging accuracy can be further improved by removing irrelevant or noisy features using DFT.

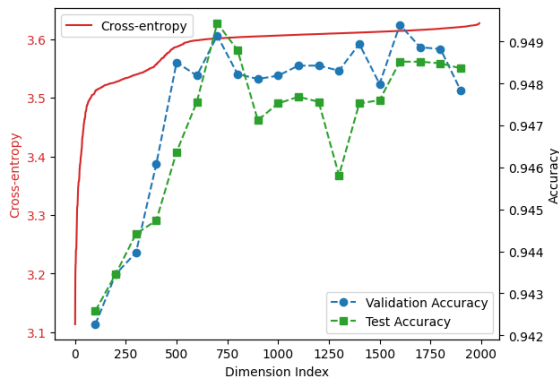


Figure 4. Sorted discriminability for each feature dimension selected by DFT and validation and test accuracies on the UD dataset. A lower cross-entropy value indicates a more discriminant feature.

test dataset (top) and the model size of different tree maximum depths and tree numbers (bottom). Although GWPT’s performance improves as the tree maximum depth and the tree number increase. The model size grows greatly once the tree maximum depth is larger than 2 and the tree number is greater than 2000 while the improvement in accuracy is marginal. For this reason, we carefully set the maximum depth to 3 and the tree number to 4000 in order to strike a balance between performance and model size/complexity.

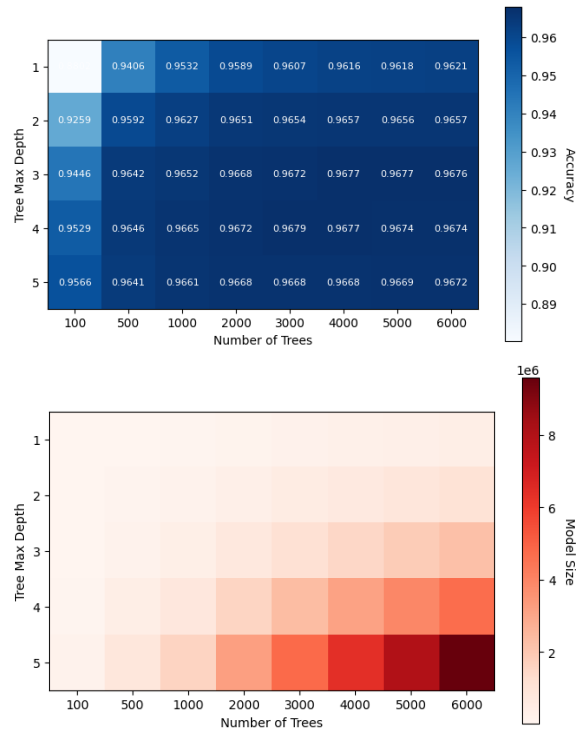


Figure 5. The effect of the maximum depth and the tree number in XGBoost on GWPT for the UD test set: POS tagging accuracy (top) and the model size (bottom).

4.5 Effect of Parameters in XGBoost

We studied the impact of two important parameters for the XGBoost classifier: the maximum depth and the tree number. Figure 5 illustrates the performance of GWPT on the UD

5 Conclusion and Future Work

A novel lightweight word-embedding-based POS Tagger, called GWPT, was proposed in this work. GWPT was designed

with a modular structure. It analyzed word embedding frequencies, employed adaptive N-grams based on frequency intervals, selected discriminative features, and adopted the XGBoost classifier. It offered competitive POS tagging performance with few parameters and much lower inference complexity.

As future extensions, we can exploit character embedding to boost the performance further. Additionally, the XGBoost classifier is not effective in handling multi-class classification problems since its model sizes increase rapidly. It would be interesting to design more efficient and lightweight classifiers for GWPT.

References

- Himanshu Agarwal and Anirudh Mani. Part of speech tagging and chunking with conditional random fields. In *the Proceedings of NWA workshop*, 2006.
- Alan Akbik, Duncan Blythe, and Roland Vollgraf. Contextual string embeddings for sequence labeling. In *Proceedings of the 27th international conference on computational linguistics*, pages 1638–1649, 2018.
- Bernd Bohnet, Ryan McDonald, Gonçalo Simões, Daniel Andor, Emily Pitler, and Joshua Maynez. Morphosyntactic tagging with a meta-BiLSTM model over context sensitive token encodings. In *Proceedings of the 56th Annual Meeting of the Association for Computational Linguistics (Volume 1: Long Papers)*, pages 2642–2652, Melbourne, Australia, July 2018a. Association for Computational Linguistics. doi: 10.18653/v1/P18-1246. URL <https://aclanthology.org/P18-1246>.
- Bernd Bohnet, Ryan McDonald, Gonçalo Simões, Daniel Andor, Emily Pitler, and Joshua Maynez. Morphosyntactic tagging with a meta-bilstm model over context sensitive token encodings. In *Proceedings of the 56th Annual Meeting of the Association for Computational Linguistics (Volume 1: Long Papers)*, pages 2642–2652, 2018b.
- Eric Brill. A simple rule-based part of speech tagger. In *Speech and Natural Language: Proceedings of a Workshop Held at Harriman, New York, February 23-26, 1992*, 1992.
- Tom Brown, Benjamin Mann, Nick Ryder, Melanie Subbiah, Jared D Kaplan, Prafulla Dhariwal, Arvind Neelakantan, Pranav Shyam, Girish Sastry, Amanda Askell, et al. Language models are few-shot learners. *Advances in neural information processing systems*, 33:1877–1901, 2020.
- Hong-Shuo Chen, Mozhddeh Rouhsedaghat, Hamza Ghani, Shuowen Hu, Suya You, and C-C Jay Kuo. Defakehop: A light-weight high-performance deepfake detector. In *2021 IEEE International conference on Multimedia and Expo (ICME)*, pages 1–6. IEEE, 2021.
- Tianqi Chen and Carlos Guestrin. Xgboost: A scalable tree boosting system. In *Proceedings of the 22nd acm sigkdd international conference on knowledge discovery and data mining*, pages 785–794, 2016.
- Yueru Chen, Mozhddeh Rouhsedaghat, Suya You, Raghuvveer Rao, and C-C Jay Kuo. Pixelhop++: A small successive-subspace-learning-based (ssl-based) model for image classification. In *2020 IEEE International Conference on Image Processing (ICIP)*, pages 3294–3298. IEEE, 2020.
- Alebachew Chiche and Betselot Yitagesu. Part of speech tagging: a systematic review of deep learning and machine learning approaches. *Journal of Big Data*, 9(1):1–25, 2022.
- Leyang Cui and Yue Zhang. Hierarchically-refined label attention network for sequence labeling. In *Proceedings of the 2019 Conference on Empirical Methods in Natural Language Processing and the 9th International Joint Conference on Natural Language Processing (EMNLP-IJCNLP)*, pages 4115–4128, 2019.
- Brill Eric. Some advances in transformation-based part of speech tagging. *Proceedings of the Twelveth AAAI, 1994*, 1994.
- Benjamin Heinzerling and Michael Strube. Sequence tagging with contextual and non-contextual subword representations: A multilingual evaluation. In *Proceedings of the 57th Annual Meeting of the Association for Computational Linguistics*, pages 273–291, 2019.
- Pranav Kadam, Min Zhang, Shan Liu, and C-C Jay Kuo. R-pointhop: A green, accurate, and unsupervised point cloud registration method. *IEEE Transactions on Image Processing*, 31:2710–2725, 2022.
- Jacob Devlin Ming-Wei Chang Kenton and Lee Kristina Toutanova. Bert: Pre-training of deep bidirectional transformers for language understanding. In *Proceedings of NAACL-HLT*, pages 4171–4186, 2019.
- Jin-Dong Kim, Sang-Zoo Lee, and Hae Chang Rim. Hmm specialization with selective lexicalization. In *1999 Joint SIG-DAT Conference on Empirical Methods in Natural Language Processing and Very Large Corpora*, 1999.
- C-C Jay Kuo. Understanding convolutional neural networks with a mathematical model. *Journal of Visual Communication and Image Representation*, 41:406–413, 2016.
- C-C Jay Kuo and Yueru Chen. On data-driven saak transform. *Journal of Visual Communication and Image Representation*, 50:237–246, 2018.
- C-C Jay Kuo and Azad M Madni. Green learning: Introduction, examples and outlook. *Journal of Visual Communication and Image Representation*, page 103685, 2022.
- C-C Jay Kuo, Min Zhang, Siyang Li, Jiali Duan, and Yueru Chen. Interpretable convolutional neural networks via feed-forward design. *Journal of Visual Communication and Image Representation*, 60:346–359, 2019.
- Sang-Zoo Lee, Jun’ichi Tsujii, and Hae Chang Rim. Lexicalized hidden markov models for part-of-speech tagging. In *COLING 2000 Volume 1: The 18th International Conference on Computational Linguistics*, 2000.

- Hongwei Li, Hongyan Mao, and Jingzi Wang. Part-of-speech tagging with rule-based data preprocessing and transformer. *Electronics*, 11(1):56, 2021.
- Wang Ling, Chris Dyer, Alan W Black, Isabel Trancoso, Ramón Fernández, Silvio Amir, Luis Marujo, and Tiago Luís. Finding function in form: Compositional character models for open vocabulary word representation. In *Proceedings of the 2015 Conference on Empirical Methods in Natural Language Processing*, pages 1520–1530, 2015.
- Mitchell Marcus, Beatrice Santorini, and Mary Ann Marcinkiewicz. Building a large annotated corpus of english: The penn treebank. *University of Pennsylvania, Department of Computer and Information Science Technical Report No. MS-CIS-93-87*, 1993.
- Tomas Mikolov, Edouard Grave, Piotr Bojanowski, Christian Puhersch, and Armand Joulin. Advances in pre-training distributed word representations. In *Proceedings of the International Conference on Language Resources and Evaluation (LREC 2018)*, 2018.
- Joakim Nivre, Marie-Catherine de Marneffe, Filip Ginter, Jan Hajic, Christopher D Manning, Sampo Pyysalo, Sebastian Schuster, Francis Tyers, and Daniel Zeman. Universal dependencies v2: An evergrowing multilingual treebank collection. In *Proceedings of the Twelfth Language Resources and Evaluation Conference*, pages 4034–4043, 2020.
- R OpenAI. Gpt-4 technical report. *arXiv*, pages 2303–08774, 2023.
- Avinesh PVS and G Karthik. Part-of-speech tagging and chunking using conditional random fields and transformation based learning. *Shallow parsing for south asian languages*, 21(21-24):2, 2007.
- Adwait Ratnaparkhi. A maximum entropy model for part-of-speech tagging. In *Conference on empirical methods in natural language processing*, 1996.
- Miikka Silfverberg, Teemu Ruokolainen, Krister Lindén, and Mikko Kurimo. Part-of-speech tagging using conditional random fields: Exploiting sub-label dependencies for improved accuracy. In *Proceedings of the 52nd Annual Meeting of the Association for Computational Linguistics (Volume 2: Short Papers)*, pages 259–264, 2014.
- Jurgen Van Gael, Andreas Vlachos, and Zoubin Ghahramani. The infinite hmm for unsupervised pos tagging. In *Proceedings of the 2009 Conference on Empirical Methods in Natural Language Processing*, pages 678–687, 2009.
- Peilu Wang, Yao Qian, Frank K Soong, Lei He, and Hai Zhao. Part-of-speech tagging with bidirectional long short-term memory recurrent neural network. *arXiv preprint arXiv:1510.06168*, 2015a.
- Peilu Wang, Yao Qian, Frank K Soong, Lei He, and Hai Zhao. A unified tagging solution: Bidirectional lstm recurrent neural network with word embedding. *arXiv preprint arXiv:1511.00215*, 2015b.
- Chengwei Wei, Yun-Cheng Wang, Bin Wang, and C-C Jay Kuo. An overview on language models: Recent developments and outlook. *arXiv preprint arXiv:2303.05759*, 2023.
- Yijing Yang, Wei Wang, Hongyu Fu, C-C Jay Kuo, et al. On supervised feature selection from high dimensional feature spaces. *APSIPA Transactions on Signal and Information Processing*, 11(1), 2022.
- Michihiro Yasunaga, Jungo Kasai, and Dragomir Radev. Robust multilingual part-of-speech tagging via adversarial training. In *Proceedings of NAACL-HLT*, pages 976–986, 2018.
- Min Zhang, Haoxuan You, Pranav Kadam, Shan Liu, and C-C Jay Kuo. Pointhop: An explainable machine learning method for point cloud classification. *IEEE Transactions on Multimedia*, 22(7):1744–1755, 2020.
- Jian Zhao and Xiao-long Wang. Chinese pos tagging based on maximum entropy model. In *Proceedings. International Conference on Machine Learning and Cybernetics*, volume 2, pages 601–605. IEEE, 2002.