

---

# A STRONG INDUCTIVE BIAS: GZIP FOR BINARY IMAGE CLASSIFICATION

---

**Marco Scilipoti**

Department of Computer Engineering  
Instituto Tecnológico de Buenos Aires (ITBA)  
Buenos Aires, Argentina  
mscilipoti@itba.edu.ar

**Marina Fuster**

Department of Computer Engineering  
Instituto Tecnológico de Buenos Aires (ITBA)  
Buenos Aires, Argentina  
mfuster@itba.edu.ar

 **Rodrigo Ramele**

Department of Computer Engineering  
Instituto Tecnológico de Buenos Aires (ITBA)  
Buenos Aires, Argentina  
rramele@itba.edu.ar

January 17, 2024

## ABSTRACT

Deep learning networks have become the de-facto standard in Computer Vision for industry and research. However, recent developments in their cousin, Natural Language Processing (NLP), have shown that there are areas where parameter-less models with strong inductive biases can serve as computationally cheaper and simpler alternatives. We propose such a model for binary image classification: a nearest neighbor classifier combined with a general purpose compressor like Gzip. We test and compare it against popular deep learning networks like Resnet, EfficientNet and Mobilenet and show that it achieves better accuracy and utilizes significantly less space—more than two orders of magnitude—within a few-shot setting. As a result, we believe that this underlines the untapped potential of models with stronger inductive biases in few-shot scenarios.

## 1 Introduction

Inductive bias describes the preference for solutions that a machine learning algorithm holds before seeing any data. It is an intrinsic component, not often made explicitly, for the goal of machine learning, which is to generalize from a set of examples to unseen data points, and it is encoded in the underlying architecture or mechanics of several deep learning models [Rendsburg, 2023].

Convolutional neural networks (CNNs) have been foundational in image processing since their inception by Fukushima and LeCun [Fukushima, 1989, LeCun et al., 1989] and their re-introduction in AlexNet [Krizhevsky et al., 2012]. The architectural components of CNNs, such as local connectivity and weight sharing, have been cornerstone to their success. These inductive biases, particularly spatial equivariance, ensure that CNNs can effectively detect patterns regardless of their spatial location, an essential feature for visual data [Goodfellow et al., 2016].

More recently, transformer models have emerged as a powerful tool for various tasks, including image classification. The Vision Transformer (ViT) [Dosovitskiy et al., 2021] epitomizes this shift. Unlike CNNs, which have biases hard-coded into their architecture, the authors remark how transformers rely on data to derive essential features. For instance, [Dosovitskiy et al., 2021] illustrates the principal components of the initial RGB layer in values of the ViT-L/32 network, resembling CNN kernels as shown in [Zeiler and Fergus, 2013]. However, this adaptability also means transformers often require more data to achieve similar performance levels as CNNs.

Because such an architecture with a weaker inductive bias requires more data to generalize, we hypothesize that an architecture with a stronger inductive bias will generalize better in a few-shot setting. As a result, we propose a parameter-less model with a strong inductive bias for image classification and compare it to the several deep learning architectures. There has been some research done on the inductive biases like in [Battaglia et al., 2018] with the formalization of the graph-network, as well as a rapport between inductive biases and higher level cognition by [Goyal and Bengio, 2022]. We seek to open the playing field and introduce a non deep-learning model with a strong inductive bias.

Drawing from similar work done in natural language processing by [Jiang et al., 2023], the architecture of the proposed model is as follows: a general compressor, a nearest neighbor classifier and *Normalized Compression Distance* (NCD) as defined by [Li et al., 2004].

Our aim is to highlight the untapped potential of architectures with stronger inductive biases in terms of both accuracy and computational efficiency. The main contributions of the paper can be summarized as follows:

- Introducing Gik (Gzip Image kNN), a parameter-less model featuring a strong inductive bias that exhibits superior accuracy compared to conventional deep learning models in a few-shot learning setting
- Demonstrating that this architecture requires substantially less computational space than pre-trained deep learning models designed for running on mobile devices and memory constrained environments.

This paper proceeds as follows: first we introduce in Section 2.2 the **Gik** architecture and describe the deep learning models that we are using for comparison. In Section 2.4 the two datasets that were used for the experiments are described. Results are presented in the Section 3 and conclusion and future work are presented in the last Section 4.

## 2 Method and Materials

### 2.1 Normalized Compression Distance

Kolmogorov complexity of an input  $x$  is defined as: *the length of the shortest binary program that can describe  $x$*  [Kolmogorov, 1998]. Similarly, we can define the conditional Kolmogorov complexity as,

$$K(y|x) = K(x, y) - K(x). \quad (1)$$

Intuitively, it can be understood as the length of the shortest program that encodes the concatenation of inputs  $x$  and  $y$ , minus the complexity of  $x$ . With the idea of conditional Kolmogorov complexity, [Bennett et al., 2010] defined *information distance* as,

$$E(x, y) = \max\{K(x|y), K(y|x)\} \quad (2)$$

which can be understood as the length of the shortest binary program that computes  $x$  from  $y$  and vice versa. Because Kolmogorov complexity is uncomputable (and as a result, the information distance is as well), an approximation is required. Proposed by [Li et al., 2004], *normalized compression distance* (NCD) can be used in exchange of Kolmogorov information distance, by replacing "the length of the shortest program to reproduce  $x$ " with "the length in bits of the lossless compression of  $x$ ". The compressed version can be decompressed losslessly, obtaining the original  $x$ , thus fully describing it.

Mathematically, NCD is defined as follows:

$$\text{NCD}(x, y) = \frac{C(xy) - \min\{C(x), C(y)\}}{\max\{C(x), C(y)\}} \quad (3)$$

where  $C(x)$  represents the length of the compressed version of  $x$ , and  $C(xy)$  represents the length of the compression of  $x$  concatenated with  $y$ .

### 2.2 Gik: Gzip Image Knn

The architecture proposed is straightforward and comprises two main components: (1) a lossless compression algorithm and (2) a kNN classifier McCann and Lowe [2011]. The lossless compression algorithm is gzip as defined by Voss et al. [2017]. This is used to compute the Normalized Compression Distance between a pair of images. The NCD gives us a scalar encoding for similarity between two images that is then used by kNN classifier to infer the category of the image.

In *Figure 1* we can see the inference sequence. For every training image we compute the normalized compression distance between that image and the test image. After computing such similarity encodings across all training images

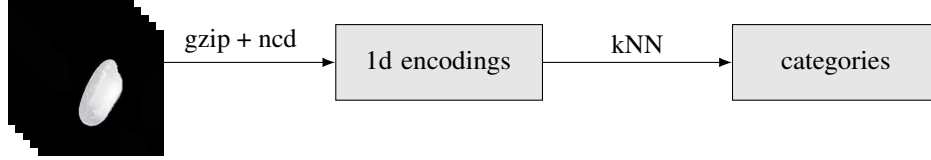


Figure 1: Diagram of gik architecture

the nearest neighbor classifier subsequently employs these to locate the test image’s closest neighbors and select the appropriate label.

Although this approach can become computationally expensive, with its  $O(n^2)$  complexity where  $n$  is the training set size, it remains manageable in few-shot learning scenarios.

### 2.3 Deep Learning Models

For comparison with deep learning models, we selected three mainstream architectures: (a) ResNet18 (b) MobileNetV3-Small (c) EfficientNetB0. All models were pre-trained using the *timm* library [Wightman, 2023]. The rationale behind this choice is to contrast our proposed model with prevalent models designed for memory-constrained environments, examining both accuracy and space requirements.

- ResNet [He et al., 2015]. This network was chosen as a general baseline. Although not designed specifically for efficiency, it’s widely used across the computer vision community and the ResNet18 is a great baseline for computer vision tasks. It has 11 million parameters
- MobileNetV3 [Howard et al., 2019] This architecture family is characterized by the introduction of depth-wise separable convolutions. This allowed for considerable reductions in compute and space requirements. Nonetheless the version MobileNetv3-Small still has 2.5 million parameters.
- EfficientNet [Tan and Le, 2020] This architecture family was designed by systematically optimizing depth, width and resolution through multi-objective neural architecture Tan et al. [2019] search and the introduction of a compound scaling method. The smallest model, EfficientNetB0, has 5.3 million parameters.

### 2.4 Datasets

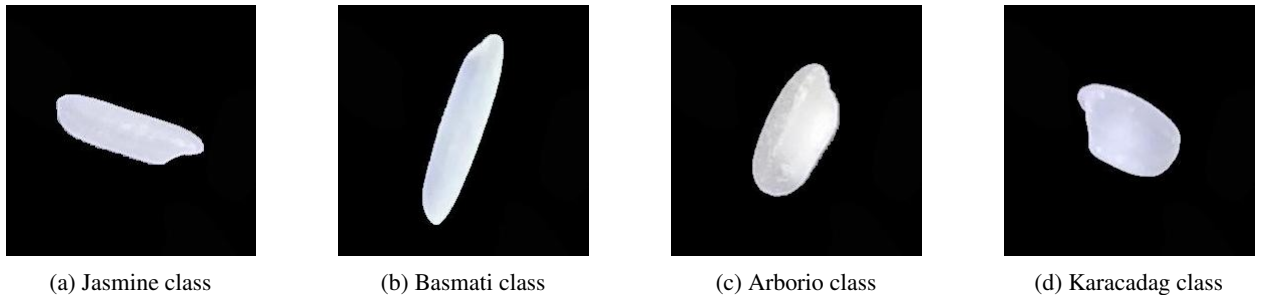


Figure 2: Sample of the rice categories tested.

Two datasets were created based on the [Koklu and Cinar, 2022] rice dataset. Given our focus on binary classification, we sampled four of the original dataset’s categories, thereby creating two distinct datasets: (a) Jasmine and Basmati and (b) Arborio and Karacadag. Refer to Figure 2 for sample images from each class. To facilitate a comparison of parameter-less models within a few-shot setting, we randomly selected 80 images from each category. This yielded a combined training and test sample size of 160 images for each dataset.

For the learning phase of the comparative models, all deep learning models were trained with a uniform configuration. Each image was resized to  $224 \times 224$  pixels, and their pixel values were normalized using z-scores from the ImageNet dataset [Deng et al., 2009]. All the models, pre-trained and defined within the *timm* library [Wightman, 2023], were trained using early stopping, with a patience of 3 and a mean delta of 0.01, monitoring the validation loss. Furthermore, a maximum of 30 epochs was set for model fine tuning on the respective dataset, utilizing a learning rate of  $2 \times 10^{-3}$  and the Adam optimizer [Kingma and Ba, 2017]. The loss function used was cross-entropy loss.

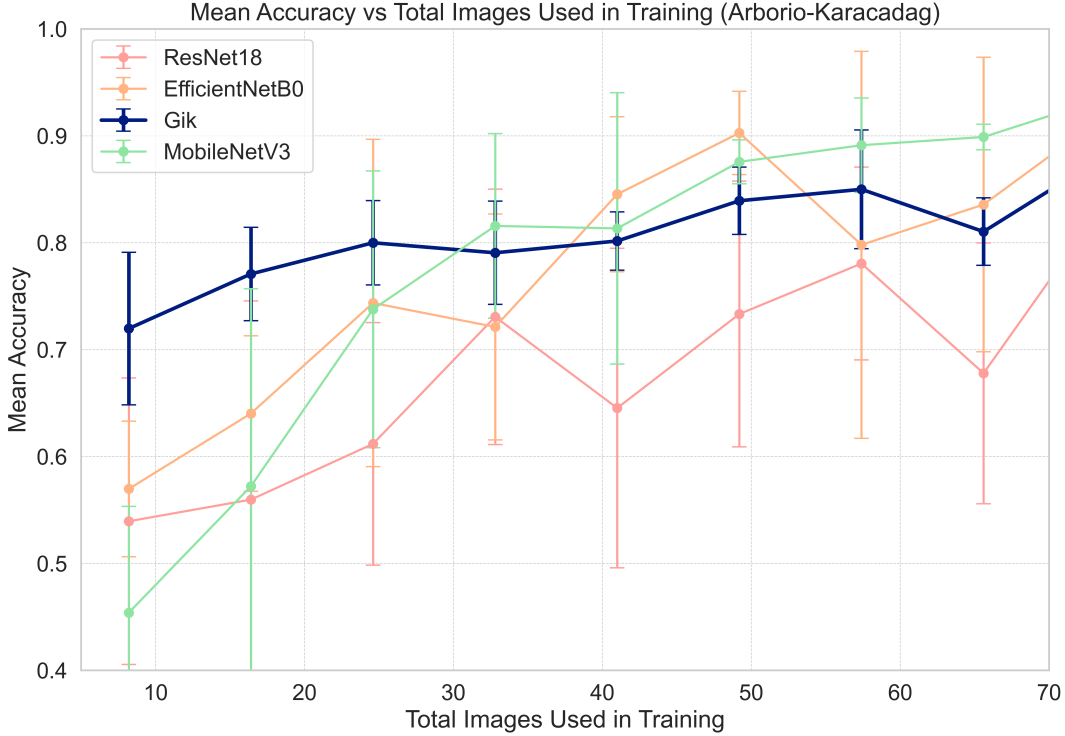


Figure 3: Mean accuracy in binary classification across the classes *Jasmine* and *Basmati*

The training process for the parameter-less models was more straightforward. After experimenting with different configuration of sizes, we settled for resizing all images to  $32 \times 32$  pixels and converted them to grayscale.

Finally, regarding the training and test split, we adopted a sliding scale that ranged from a 90:10 to a 10:90 training-to-test ratio. This strategy enabled us to probe the models’ effectiveness in few-shot scenarios while maximizing the test set’s size. By adjusting the size of the training set in this way, we aimed to evaluate the models’ capacity to generalize with limited training data more effectively.

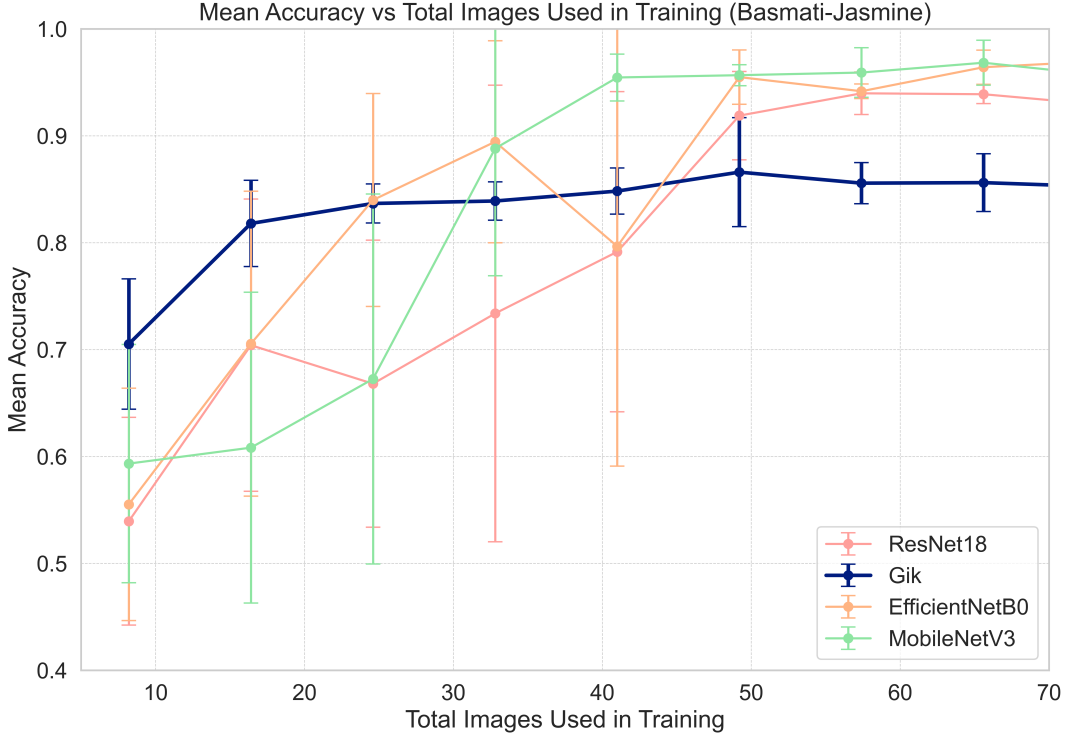
### 3 Results and Discussion

As illustrated in *Figure 4* (representing the Arborio-Karacadag dataset) and *Figure 3* (representing the Basmati-Jasmine dataset), we contrast the performance of deep learning models against parameter-less models. The plotted accuracies represent the mean values derived from five training iterations, with the error bars indicating the corresponding standard deviations.

We verified with these results that in settings with a limited number of training examples parameter-less models, that exhibit some form of strong inductive bias, consistently outperform their deep learning counterparts. This observation aligns with the understanding that, due to this stronger inductive bias, parameter-less models are better equipped to distinguish between classes when given a reduced training set. In this case, the Kolmogorov Complexity obtained by the Gik architecture aids in discriminating between images much faster than heavily trained models.

However, as the volume of training data expands, deep learning models start to surpass the parameter-less models. This can arguably be attributed to their ability to learn more comprehensive representations of the training distribution compared to what Gik can capture.

In *Table 1* performance and resource utilization is also expounded. This table compares the memory footprint, quantified in bytes, and mean accuracy for each model. It succinctly represents the effectiveness of Gik in achieving high accuracy with a very small memory footprint.

Figure 4: Mean accuracy in binary classification across the classes *Karacadag* and *Arborio*

Model	Accuracy (%)	Model Size
Gik	<b>77.91</b>	<b>1.62 kB</b>
EfficientNetB0	61.77	21.62 MB
ResNet18	58.57	46.91 MB
MobileNetV3	55.70	2.40 MB

Table 1: Comparison of Model Performance and Size for Less than 20 Images Used

## 4 Conclusion and Future Work

A central theme of this paper is the idea that how alternative methods which incorporate strong inductive bias can outperform with a reduced number of training samples other methods that try to learn from the data the insights already encoded in the inductive bias.

Future work should be encouraged in terms of developing ways to formalize and measure the inductive bias presented in any machine learning models that derives inductive inference from data. We believe that such a formalization can have real-world applications in the selection process of machine learning models. Depending on the entropy of the problem distribution one can make use of a model with a stronger inductive bias, if the entropy is lower, or a weaker inductive bias, if the distribution’s entropy is larger. The latter demanding more complex models, extensive datasets and compute than the former models.

In conclusion, we show that our model offers a computationally efficient alternative to mainstream deep learning models in a few-shot setting provided a high-quality dataset. Moreover, we have highlighted the potential behind architectures with pronounced inductive bias in terms of accuracy and computational efficiency. Further research can be done on doing an ensemble of such models to achieve better results. We believe that architectures as the one presented can be especially fruitful for datasets where few images are available as well as memory constrained environments, like mobile or Cyber-Physical Systems.

## References

- Luca Silvester Rendsburg. *Inductive Bias in Machine Learning*. PhD thesis, Universität Tübingen, 2023.
- Kunihiko Fukushima. Analysis of the process of visual pattern recognition by the neocognitron. *Neural Networks*, 2(6): 413–420, 1989.
- Yann LeCun, Bernhard Boser, John S Denker, Donnie Henderson, Richard E Howard, Wayne Hubbard, and Lawrence D Jackel. Backpropagation applied to handwritten zip code recognition. *Neural computation*, 1(4):541–551, 1989.
- Alex Krizhevsky, Ilya Sutskever, and Geoffrey E Hinton. Imagenet classification with deep convolutional neural networks. 25, 2012. URL [https://proceedings.neurips.cc/paper\\_files/paper/2012/file/c399862d3b9d6b76c8436e924a68c45b-Paper.pdf](https://proceedings.neurips.cc/paper_files/paper/2012/file/c399862d3b9d6b76c8436e924a68c45b-Paper.pdf).
- Ian J. Goodfellow, Yoshua Bengio, and Aaron Courville. *Deep Learning*. MIT Press, Cambridge, MA, USA, 2016. <http://www.deeplearningbook.org>.
- Alexey Dosovitskiy, Lucas Beyer, Alexander Kolesnikov, Dirk Weissenborn, Xiaohua Zhai, Thomas Unterthiner, Mostafa Dehghani, Matthias Minderer, Georg Heigold, Sylvain Gelly, Jakob Uszkoreit, and Neil Houlsby. An image is worth 16x16 words: Transformers for image recognition at scale. 2021.
- Matthew D Zeiler and Rob Fergus. Visualizing and understanding convolutional networks. 2013.
- Peter W. Battaglia, Jessica B. Hamrick, Victor Bapst, Alvaro Sanchez-Gonzalez, Vinicius Zambaldi, Mateusz Malinowski, Andrea Tacchetti, David Raposo, Adam Santoro, Ryan Faulkner, Caglar Gulcehre, Francis Song, Andrew Ballard, Justin Gilmer, George Dahl, Ashish Vaswani, Kelsey Allen, Charles Nash, Victoria Langston, Chris Dyer, Nicolas Heess, Daan Wierstra, Pushmeet Kohli, Matt Botvinick, Oriol Vinyals, Yujia Li, and Razvan Pascanu. Relational inductive biases, deep learning, and graph networks, 2018.
- Anirudh Goyal and Yoshua Bengio. Inductive biases for deep learning of higher-level cognition, 2022.
- Zhiying Jiang, Matthew Yang, Mikhail Tsirlin, Raphael Tang, Yiqin Dai, and Jimmy Lin. Low-resource” text classification: A parameter-free classification method with compressors. pages 6810–6828, July 2023. doi:10.18653/v1/2023.findings-acl.426. URL <https://aclanthology.org/2023.findings-acl.426>.
- Ming Li, Xin Chen, Xin Li, Bin Ma, and Paul Vitanyi. The similarity metric, 2004.
- Andrei N. Kolmogorov. On tables of random numbers (reprinted from "sankhya: The indian journal of statistics", series a, vol. 25 part 4, 1963). *Theor. Comput. Sci.*, 207:387–395, 1998. URL <https://api.semanticscholar.org/CorpusID:33390800>.
- Charles H. Bennett, Peter Gacs, Ming Li, Paul M. B. Vitanyi, and Wojciech H. Zurek. Information distance, 2010.
- Sancho McCann and David G. Lowe. Local naive bayes nearest neighbor for image classification, 2011.
- Nils Voss, Tobias Becker, Oskar Mencer, and Georgi Gaydadjiev. Rapid development of gzip with maxj. In Stephan Wong, Antonio Carlos Beck, Koen Bertels, and Luigi Carro, editors, *Applied Reconfigurable Computing*, pages 60–71, Cham, 2017. Springer International Publishing. ISBN 978-3-319-56258-2.
- Ross Wightman. timm: (pretrained) pytorch image models. <https://github.com/rwightman/pytorch-image-models>, 2023.
- Kaiming He, Xiangyu Zhang, Shaoqing Ren, and Jian Sun. Deep residual learning for image recognition, 2015.
- Andrew Howard, Mark Sandler, Grace Chu, Liang-Chieh Chen, Bo Chen, Mingxing Tan, Weijun Wang, Yukun Zhu, Ruoming Pang, Vijay Vasudevan, Quoc V. Le, and Hartwig Adam. Searching for mobilenetv3, 2019.
- Mingxing Tan and Quoc V. Le. Efficientnet: Rethinking model scaling for convolutional neural networks, 2020.
- Mingxing Tan, Bo Chen, Ruoming Pang, Vijay Vasudevan, Mark Sandler, Andrew Howard, and Quoc V. Le. Mnasnet: Platform-aware neural architecture search for mobile, 2019.
- M. Koklu and I. Cinar. Rice image dataset. <https://www.muratkoklu.com/datasets/>, 2022. Accessed: 2 September 2023.
- Jia Deng, Wei Dong, Richard Socher, Li-Jia Li, Kai Li, and Li Fei-Fei. Imagenet: A large-scale hierarchical image database. In *2009 IEEE Conference on Computer Vision and Pattern Recognition*, pages 248–255, 2009. doi:10.1109/CVPR.2009.5206848.
- Diederik P. Kingma and Jimmy Ba. Adam: A method for stochastic optimization, 2017.