

Semantic Parsing for Question Answering over Knowledge Graphs

Sijia Wei¹, Wenwen Zhang¹, Qisong Li², Jiang Zhao¹

1. School of Computer Science, Jiangnan University

2. School of Computer Science, Wuhan University of Technology

Abstract

In this paper, we introduce a novel method with graph-to-segment mapping for question answering over knowledge graphs, which helps understanding question utterances. This method centers on semantic parsing, a key approach for interpreting these utterances. The challenges lie in comprehending implicit entities, relationships, and complex constraints like time, ordinality, and aggregation within questions, contextualized by the knowledge graph. Our framework employs a combination of rule-based and neural-based techniques to parse and construct highly accurate and comprehensive semantic segment sequences. These sequences form semantic query graphs, effectively representing question utterances. We approach question semantic parsing as a sequence generation task, utilizing an encoder-decoder neural network to transform natural language questions into semantic segments. Moreover, to enhance the parsing of implicit entities and relations, we incorporate a graph neural network that leverages the context of the knowledge graph to better understand question representations. Our experimental evaluations on two datasets demonstrate the effectiveness and superior performance of our model in semantic parsing for question answering.

1 Introduction

The goal of Question Answering over Knowledge Graphs (KGQA) is to use the facts in the knowledge graph to answer natural language questions. The core lies in the understanding and similarity calculation of question semantics and knowledge semantics. In recent years, using deep neural network to improve knowledge graph-oriented question-answering has become the main research direction, and the research methods are mainly divided into ranking-based methods and translation-based methods [1]. The ranking-based approach learns the vector representations of the question and the candidate answers, and uses an end-to-end approach to score and rank the candidate answers according to the contextual information to obtain the final answer. Literature [2] was the first one to propose the KGQA method using neural network to match the question with the corresponding subgraph embedding for scoring. Literature [3-5] and others consider more contextual information of the question in the representation learning to reduce the search space. Literature [6-8] improved the network model by adding attention mechanism, multilinear convolution or bidirectional RNN to improve the sorting effect. Literature [9-12] attempts to score and rank the candidate logical forms corresponding to the question. Such methods do not require manual rules and vocabularies, but they cannot model more semantic information, rely on the central entity in the question when generating the

candidate set, have poor interpretability, and cannot interact with the user in the intermediate process.

Translation-based methods that parse the semantics of a question into a machine-understandable logical form, and then query or reason in the knowledge graph to get the final answer, are the main technical ways of semantic analysis methods nowadays. SPARQL is the most common logical form, and most knowledge graph quizzes use it as the logical form of question intent [13-15]. Lambda-DCS [16,17], CCG [18,19], and FunQL [20] have also been proposed to improve the semantic representation of questions. The traditional generation algorithms [1,19] rely on dictionaries and defined grammars, which are of high complexity and difficult for domain migration. Most of the deep learning-based semantic parsing draws on the translation model, modeling the parsing process as Seq2Seq [21-23], and using the encoder-decoder network architecture to complete the generation of sequences, which gives play to the advantage of the strong sequence prediction ability of recurrent neural networks, but it is difficult to model the structural information when treating the question as a simple sequence, and at the same time, it neglects the textual information associated with the knowledge base.

A knowledge graph e.g. contains information about entity types, relationship categories and related instances. Relationships stored in SPO triples are divided into two categories: one connects entities to entities, and the other connects entities to their corresponding textual attributes. A formal representation of a domain knowledge graph is: $G = (T, R, E, I)$, where $T = \{t_1, t_2, \dots, t_{|T|}\}$ is a set of entity types, $E = \{e_1, e_2, \dots, e_{|E|}\}$ is a set of entities in which the type of the entity is one of the elements of T . $R = \{r_1, r_2, \dots, r_{|R|}\}$ $r_i \in R^e \cup R^l$ is a set of binary relation types, where R^e denotes the relation between an entity and an entity, R^l denotes the relation between an entity and its literal attributes. $I = R^e \cup R^l$ is the set of relationship instances, whose elements are denoted as $r(e_1, e_2)$, where $r \in R$, $e_1, e_2 \in E$. As shown in the example knowledge graph in the literature [15]. Domain Knowledge Graph Q&A is generally centered around domain-related questions, and the understanding of the questions can be divided into three subtasks [1,10]: entity linking, relation identification, and constraint identification related to logical and numerical operations. Knowledge graph Q&A, in addition to the challenges of multiple entities and relationships [24] and time information [25], has the following challenges.

Implicit entities and relationships: domain question answering mainly asks questions around specific domains, omitting entities or relationships with clear intentions, and defaults to information in the domain context. For example, the question "how many states are there?" The default is the context information in the knowledge graph, that is, the state in the us. For example, "how many rivers does alaska have?" "The

relationship between river and alaska is difficult to correctly understand the intention of the question only by semantic analysis of the sentence, and more input information needs to be supplemented by the context of the knowledge graph. The existing semantic analysis does not make full use of the domain knowledge in the specific knowledge graph question and answer [26].

Constraints: There are a lot of constraints such as time, sorting and aggregation in knowledge graph question answering, which makes it difficult to analyze the semantic meaning of questions [11]. The intermediate representation or logical form of the design is mainly oriented to the general domain [20,26], and the characteristics of large-granularity reuse based on fragments in the domain are not fully considered.

Multi-intention combination: questions are generally composed of multiple intentions, and each intention represents a restriction on the expected result. Simple questions have a single intention, while questions in knowledge graph question-and-answer generally involve several intentions. Questions and answers in specific fields have concentrated intentions, so it is a big challenge to achieve complex question intentions through different combinations, and how to achieve semantic analysis through splitting intentions [27,28].

Considering the above challenges, we propose a semantic parse framework based on semantic chunks-Graph-to-Segment (SPEDN for short), which is used to accomplish question intent understanding in knowledge graph Q&A. Aiming at the challenge of combining multiple intents in domain knowledge graph Q&A, combined with the characteristics of focused intents in domain questions, this paper summarizes and proposes six semantic chunking patterns to represent the intents of questions, and completes the semantic parsing of questions through semantic chunks generation and assembly. First, the complex semantics of a problem is split into a sequence of multiple semantic chunks that represent the smallest semantics, and each semantic chunk corresponds to a single-step query or inference on the knowledge graph, e.g., the question "how many capitals does rhode island have?" contains three semantic chunks. For example, the question "how many capitals does rhode island have?" contains three semantic chunks: ① the count of capital, ② the capital located in a certain state, and ③ the state with the id of rhode island, each of which describes a part of the question

intent, and a complex question is generally described by a sequence of multiple semantic chunks. Then, based on the generated semantic block sequence information, can be assembled to form the complete intent of the problem, so as to obtain the semantic parsing results, such as the above problem, the state in semantic block ② can be replaced by the set of entities represented by ③, and then replaced to the capital of ①, that is, to obtain the semantic representation of the problem. The main contributions of this paper are as follows:

(1) A knowledge graph Q&A semantic parsing framework SPEDN is proposed, which defines a number of semantic block patterns to represent the semantics of a question.

(2) These semantic parsing of questions is modeled as a problem of generating semantic chunk sequences, and the model of SPEDN is learned by using graph neural networks to parse questions into semantic chunk sequences, which is validated on two datasets and achieves good results.

(3) Aiming at the challenge of implicit entities and relations, combining the knowledge graph contextual information, constructing the contextual dictionary of the question attaching the question on the question as an input to the graph neural network, improving the effect of semantic parsing.

2 Question Semantic Parsing

The architecture of our approach is shown in Fig. 1, given an input natural language question, the context dictionary of the question is generated with the help of knowledge graph as additional information input to the graph neural network, and the output of the network is used to generate semantic chunks representing the intent of the question, which can be constructed to form a semantic query graph to represent the parsed intent of the question. In the following sections we describe the components of the framework in detail.

2.1 Semantic Query Graph

Referring to Literature [5,10,11,25], we represent questions as semantic query graphs. For example, Fig. 1(d) shows an example of a semantic query graph for an interrogative sentence, where circles represent answers, rounded rectangles represent entity types in the knowledge graph, solid arrows represent relationships between entities, and diamonds represent operation

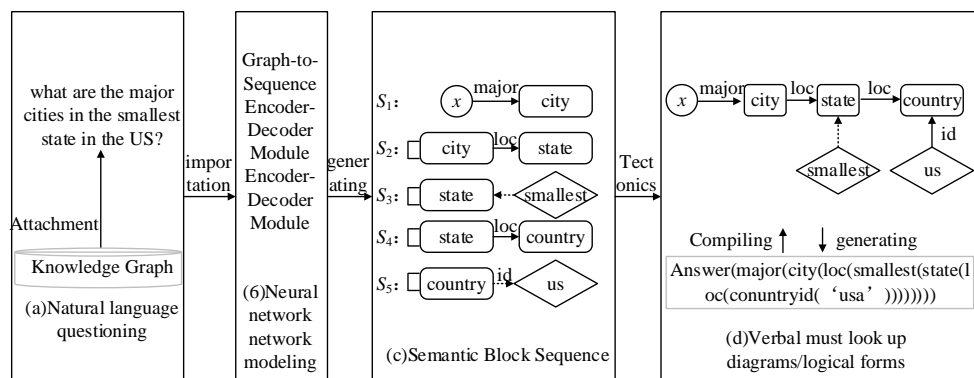


Fig. 1 Schematic diagram of the semantic parsing process based on semantic chunks for the question.

such as constraints or aggregation operations applied to entities. Given a question, the generation of its semantic query graph can be viewed as a process of identifying the semantic chunks in it one by one and stitching them into the existing semantic graph. The dashed rectangle demonstrates the process of forming a semantic representation of a question through semantic chunks

We define the following semantic block schema to represent the intent of the problem (where p_t denotes a schema of type t , and p, t is the type of element in the set of entities represented by the semantic block of this schema).

Entity schema: represents a collection of entities of a specified type, e.g. entity(city) represents all cities, entity(country, id, 'us') represents a country with id us, entity(flight, month, 'july') represents a flight with month july.

$$\text{entity}_t = \{(t, \text{attr}, \text{value}): t \in T, \text{attr} \in \mathbf{R}^l\} \quad (1)$$

Relational schema: denotes the set of left entities of type t obtained by reasoning from the set of right entities of type t_2 through the relation r , e.g. relation (state, loc, : country) denotes the state etc. that has a loc relation with the specified country.

$$\text{relation}_t = \{(tp\{e: e \in t_2\}): p \in \mathbf{R}^e, (tt_2) \in T\} \quad (2)$$

Attribute schema: represents the result of a computation on an entity attribute whose object is of type literal in an SPO triple, e.g. literal(len, :river):

$$\text{literal}_t = \{(p, \{e: e \in t\}): p \in \mathbf{R}^l, t \in T\} \quad (3)$$

Sorting mode: indicates that after sorting, we get the entity at the specified position, such as ordinal (max, : state), ordinal (min, : city) and so on:

$$\text{ordinal}_t = \{(\text{ord} \{e: e \in t\}): \text{ord} \in \{\text{max}, \text{min}\}, t \in T\} \quad (4)$$

Aggregate mode: represents a single value after counting the set of entities specified by the input, e.g. aggr (count, :city):

$$\begin{aligned} \text{aggr}_{n, n \in \mathbf{R}} &= \{(\text{aggr}, \{e: e \in t\}): \\ \text{aggr} &\in \{\text{count average}\}, t \in T\} \end{aligned} \quad (5)$$

Set Mode: represents the set of entities after computing the specified operations of the set such as intersection and union for the input set of two or more entities:

$$\text{join}_t = \{(\text{join}, \{e: e \in t\} \{e: e \in t\}):$$

$$\text{join} \in \{\text{intersestion}, \text{union}, \text{exclude}\}, t \in T\} \quad (6)$$

Examples and illustrations of the various patterns are listed in Table 1.

2.3 Question Semantic Parsing

Our semantic parsing framework learns semantic parsing models based on the input natural language interrogative sentences and their corresponding semantic query graphs on the domain knowledge graph to accomplish question intent parsing. As shown in Fig. 1, given an interrogative sentence X , the context dictionary X^C of the interrogative sentence is generated with the help of knowledge graph G and inputted into the pre-trained graph neural network model to get the corresponding semantic block sequence Y which is the semantic query graph corresponding to the interrogative sentence. The use of Y can be directly matched on the knowledge graph to get the answer 1, or

can be transformed into the corresponding logical form of reasoning to get the final answer 1. Therefore, the semantic parsing of a question is mainly divided into two steps: the construction of the question context dictionary and the generation of semantic block sequences.

Problem context dictionary construction: using X and G one can get the category T^{in} of candidate entities associated with X , and based on G one can get the relationship R^{in} between elements in T^{in} , thus obtaining the problem representation $X^C = \{X, T^{\text{in}}, R^{\text{in}}\}$ with contextual information as an input to the SPEDN model, and we will detail the processing in Section 3.1. Sequence generation of semantic chunks: using an encoder-decoder network, an input problem X^C can be parsed into a sequence of semantic chunks Y . We need ① a graph encoder, which encodes the input X^C into a vector representation, and ② a decoder, which is used to generate Y conditional on encoding vectors, and we elaborate on the network model in Section 3.

3 Semantic Block Generation Neural Network

We use an encoder-decoder based graph neural network to accomplish the generation of semantic block sequences based on the network architecture in [29]. As in Fig. 3, the model mainly consists of a graph encoder consisting of a node embedding layer and a graph embedding layer, a node attention mechanism, and an RNN-based sequence decoder, and the network model is described in detail below.

3.1 Problem Preprocessing

Question word semantization: first use WordNet [30] to convert all the words in question X into corresponding semantic words, so that for multiple forms (past tense, plural, etc.) of words can correspond to the same semantics, for example, city, cities are converted to citi after WordNet processing.

Candidate categories: we use the entity linking tool [31], given the input X , we can get the set T^{in} of its related categories in a specific domain, and identify the entities in it for the following processing: ① Knowledge graph entities: for the entities that can be linked to the knowledge graph, replace the entities with their corresponding types in the knowledge graph, and at the same time, add an element to R^{in} to identify the isA between the relationship; ② Knowledge graph type: add the identified knowledge graph type directly to T^{in} and establish the is relationship.

Candidate relationship: based on the candidate entity category T^{in} obtained in the previous step, identify possible relationships between categories in the knowledge graph, and establish the relationship set R^{in} , while retaining the relationships established in the previous step.

Conversion of problem with context to graph: create unlabeled edges between the words in X and the words after them in order, and add them to R^{in} to form a preprocessed graph form, which is used as input to the graph neural network.

3.2 Overall Model Architecture

The model proposed in this paper mainly consists of four parts: embedding layer, context encoding layer, feature fusion layer and decoding layer. First, the text is fed into the embedding

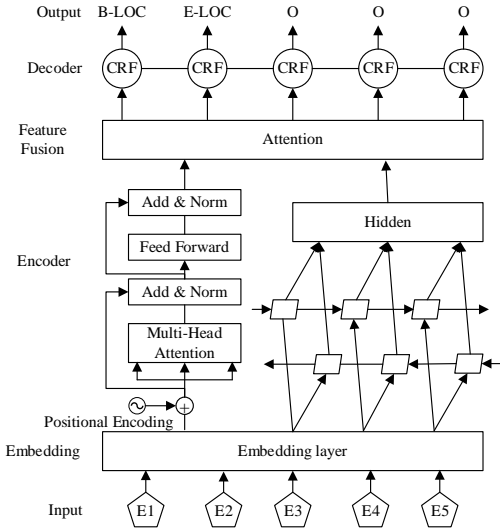


Fig. 2 The encoder-decoder structure

layer to obtain the character-level embedding; then, the context features are extracted using Transformer and BiLSTM in the context encoding layer, and then fed into the feature fusion layer to be fused using the attention mechanism; finally, the conditional random fields are used in the decoding layer to decode and output the labels.

3.3 Embedding Layer

In this paper, we use Word2Vector and a pre-trained model as the embedding layer, in which the pre-trained model uses the RoBERTawwm model pre-trained by Xunfei Joint Laboratory of HITU.

Assuming that the initial input of the model is a sentence $\mathbf{S} = (x_1, x_2, \dots, x_n)$. When using the RoBERTawwm model, the output is the character-level embedded human $\mathbf{R} = (r_1, r_2, \dots, r_n)$. When using Word2Vector, the character-level embedding and binary character-level embedding are also obtained. When using Word2Vector word vectors, character-level embeddings and binary character-level embeddings are also obtained as $\mathbf{c} = (c_1, c_2, \dots, c_n)$ and $\mathbf{b} = (b_1, b_2, \dots, b_n)$, where the character-level embedding is in word units, and the binary character-level embedding is in double-word units, which are stitched together to get the final word vector, as shown in (7).

$$\mathbf{V}_{\text{Vec}} = [\mathbf{c}; \mathbf{b}] \quad (7)$$

3.4 Improved Transformer Encoder

In this paper, the left side of the context encoding layer is the structure of the Transformer encoder, which includes a multi-head self-attention layer, a feed-forward neural network layer, and uses layer normalization and residual concatenation. The original Transformer encoder employs absolute coding to generate the positional codes. The position code of the t -th character is shown in (8):

$$\begin{aligned} P_{\text{PE},t,2i} &= \sin(t/10000^{2i/d}) \\ P_{\text{PE},t,2i+1} &= \cos(t/10000^{2i/d}) \end{aligned} \quad (8)$$

where: The values range of i is $[0, \frac{d}{2}]$; d is the dimension of the input word vector. The resulting positional codes and word vectors are summed bitwise to obtain the input matrix of the multi-head self-attention layer $\mathbf{H} \in \mathbb{R}^{l \times d}$, where l is the sequence length to be. \mathbf{H} is mapped to \mathbf{Q}, \mathbf{K} and \mathbf{V} , as shown in (9):

$$\mathbf{Q}, \mathbf{K}, \mathbf{V} = \mathbf{H}\mathbf{W}_q, \mathbf{H}\mathbf{W}_k, \mathbf{H}\mathbf{W}_v \quad (9)$$

where: $\mathbf{W}_q, \mathbf{W}_k, \mathbf{W}_v$ denotes the dimension of $\mathbb{R}^{d \times d_k}$ the variable weight matrix, the d_k is the hyperparameter. The scaled dot product attention is computed by the following: the

$$A_{\text{Attention}}(\mathbf{K}, \mathbf{Q}, \mathbf{V}) = \text{Softmax}\left(\frac{\mathbf{Q}\mathbf{K}^T}{\sqrt{d_k}}\right)\mathbf{V} \quad (10)$$

When multiple self-attention is used, it is calculated as shown in Eq. (11).

$$\begin{aligned} \mathbf{Q}^h, \mathbf{K}^h, \mathbf{V}^h &= \mathbf{H}\mathbf{W}_q^h, \mathbf{H}\mathbf{W}_k^h, \mathbf{H}\mathbf{W}_v^h \\ \mathbf{D}^h &= A_{\text{Attention}}(\mathbf{Q}^h, \mathbf{K}^h, \mathbf{V}^h) \\ M_{\text{Multi-Head}}(\mathbf{H}) &= [\mathbf{D}^1, \mathbf{D}^2, \dots, \mathbf{D}^h]\mathbf{W}_m \end{aligned} \quad (11)$$

where: h stands for Head index.; $[\mathbf{D}^1, \mathbf{D}^2, \dots, \mathbf{D}^h]$ denotes the splicing of the attention of multiple Heads; the \mathbf{W}_m denotes the dimension of $\mathbb{R}^{d \times d}$ of the variable weight matrix. The output of the multinomial self-attention layer \mathbf{x} will be further processed by the feed-forward neural network layer, as shown in Eq. (12).

$$F_{\text{FFN}}(\mathbf{x}) = \max(0, \mathbf{x}\mathbf{W}_1 + \mathbf{b}_1)\mathbf{W}_2 + \mathbf{b}_2 \quad (12)$$

where: $\mathbf{W}_1, \mathbf{W}_2, \mathbf{b}_1$ and \mathbf{b}_2 are learnable parameters. $\mathbf{W}_1 \in \mathbb{R}^{d \times d_{ff}}$, $\mathbf{W}_2 \in \mathbb{R}^{d_{ff} \times d}$, $\mathbf{b}_1 \in \mathbb{R}^{d_{ff}}$, $\mathbf{b}_2 \in \mathbb{R}^d$, d_{ff} is a hyperparameter.

In this paper, the original Transformer encoder is improved by using relative position coding and modifying the attention calculation. Firstly, the \mathbf{H} maps to $\mathbf{Q}, \mathbf{K}, \mathbf{V}$, $\mathbf{K}\mathbf{K}$ are not linearly transformed to break the symmetry and enhance the distance perception, and the transformation process is shown in Eq. (13).

$$\mathbf{Q}, \mathbf{K}, \mathbf{V} = \mathbf{H}\mathbf{W}_q, \mathbf{H}\mathbf{d}_k, \mathbf{H}\mathbf{W}_v \quad (13)$$

where: $\mathbf{W}_q, \mathbf{W}_v$ is the dimension of the $\mathbb{R}^{d \times d_k}$, d_k is the feature dimension of one of the Heads; the $\mathbf{H}\mathbf{d}_k$ is the name of the \mathbf{H} vector assigned to each Head.

Second, the absolute encoding of cos Functions are expressed in terms of sin function instead, the new relative position encoding is shown in (14).

$$\mathbf{R}_{t-j} = \left[\dots \sin\left(\frac{t-j}{10000^{2i/d_k}}\right) \cos\left(\frac{t-j}{10000^{2i/d_k}}\right) \dots \right]^T \quad (14)$$

where: t is the index of the target character jj is the index of the context character; i The range of values is $[0, \frac{d_k}{2}]$. When calculating the attention score, the word vectors are calculated separately from the relative position encoding, and the bias term is added, and the calculation procedure is shown in Eq. (15).

$$\mathbf{A}_{\text{rel},t,j} = \mathbf{Q}_t \mathbf{K}_j^T + \mathbf{Q}_t \mathbf{R}_{t-j}^T + \mathbf{u} \mathbf{K}_j^T + \mathbf{v} \mathbf{R}_{t-j}^T \quad (15)$$

where: $\mathbf{Q}_t \mathbf{K}_j^T$ denotes the attention fraction of the two characters; the $\mathbf{Q}_t \mathbf{R}_{t-j}^T$ denotes the first t the deviation of individual

characters in relative distance; the $\mathbf{u}\mathbf{K}_j^T$ denotes the first j the deviation of the characters; the $\mathbf{v}\mathbf{R}_{t-j}^T$ denotes the relative distance and direction bias term; the \mathbf{u} and \mathbf{v} denotes the learnable parameters.

Finally, the attention is computed without scaling the dot product as shown in (16).

$$A_{\text{Attention}}(\mathbf{Q}, \mathbf{K}, \mathbf{V}) = \text{Softmax}(\mathbf{A}_{\text{rel}})\mathbf{V} \quad (16)$$

After the above modification of the attention, the position perception and orientation perception of the Transformer encoder are improved, which makes the Transformer suitable for the Chinese named entity recognition task.

3.5 Bidirectional Long Short-Term Memory Network

Long Short Term Memory Network (LSTM) is a special kind of Recurrent Neural Network (RNN), which can alleviate the problems of gradient vanishing and gradient explosion of traditional RNNs. In LSTM, a forgetting gate is introduced to control the information flow, so as to selectively memorize the information.

In the task, for the target character, this paper not only needs the information from above but also needs the information from below, therefore, BiLSTM is used as the context encoder, and its structure is shown on the right side of the context encoding layer of the overall model architecture in Fig. 3. BiLSTM adopts forward and backward inputs for the character-level embedding output from the embedding layer, and the forward and backward vectors are computed, and the two vectors are spliced together and used as the output of the hidden layer, which is realized as shown in Eq. (17).

$$\begin{aligned} \vec{h}_t &= \text{LSTM}(\mathbf{x}_t, \vec{h}_{t-1}) \\ \overleftarrow{h}_t &= \text{LSTM}(\mathbf{x}_t, \overleftarrow{h}_{t-1}) \\ \mathbf{h}_t &= [\vec{h}_t; \overleftarrow{h}_t] \end{aligned} \quad (17)$$

3.6 Feature Fusion Layer

Transformer can model arbitrary distance dependencies, but it is not sensitive to position and orientation information; BiLSTM can fully capture orientation information, but cannot

capture global information. In this paper, we borrow the gating mechanism and use the attention mechanism to dynamically fuse the context features extracted by the Transformer encoder and BiLSTM, so as to achieve the purpose of complementing each other's strengths. The dynamic fusion of attention mechanism is realized as shown in Eqs. (18).

$$\begin{aligned} \mathbf{z} &= \sigma(\mathbf{W}_z^3 \tanh(\mathbf{W}_z^1 \mathbf{x}_t + \mathbf{W}_z^2 \mathbf{x}_b)) \\ \tilde{\mathbf{x}} &= \mathbf{z} \cdot \mathbf{x}_t + (1 - \mathbf{z}) \cdot \mathbf{x}_b \end{aligned} \quad (18)$$

where: \mathbf{W}_z is a learnable weight matrix; σ is Sigmoid activation function; \mathbf{x}_t is the vector of outputs from the Transformer encoder; the \mathbf{x}_b is the vector of BiLSTM output. The vector \mathbf{z} has the same dimension as \mathbf{x}_t and \mathbf{x}_b which is the same dimension as the weight between the two vectors, allows the model to dynamically determine how much information to use from the Transformer encoder or BiLSTM, thus remembering the important information and avoiding to cause an information light surplus.

3.7 Decoding Layer

In order to take advantage of the dependencies between different labels, this paper uses conditional random fields as the decoding layer. For a given sequence $\mathbf{s} = [s_1, s_2, \dots, s_T]$, the corresponding label sequence is $\mathbf{y} = [y_1, y_2, \dots, y_T]$. \mathbf{y} The probability is calculated as shown in (19).

$$P(\mathbf{y} | \mathbf{s}) = \frac{\sum_{\mathbf{y}'} \prod_{t=1}^T e^{f(y_{t-1}, y_t, \mathbf{s})}}{\sum_{\mathbf{y}'} \prod_{t=1}^T e^{f(y_{t-1}, y_t, \mathbf{s})}} \quad (19)$$

where: $f(y_{t-1}, y_t, \mathbf{s})$ denotes the computation of the distance from y_{t-1} to y_t . The state transition fractions of y_t . The fraction of the fraction, whose objective is $P(\mathbf{y} | \mathbf{s})$; $\mathbf{Y}(\mathbf{s})$ denotes all valid label sequences. When decoding, the Viterbi algorithm is used to find the globally optimal sequence.

4 Experiments

This section discusses the experiment and compares it with the existing research to verify the performance of the method in this paper.

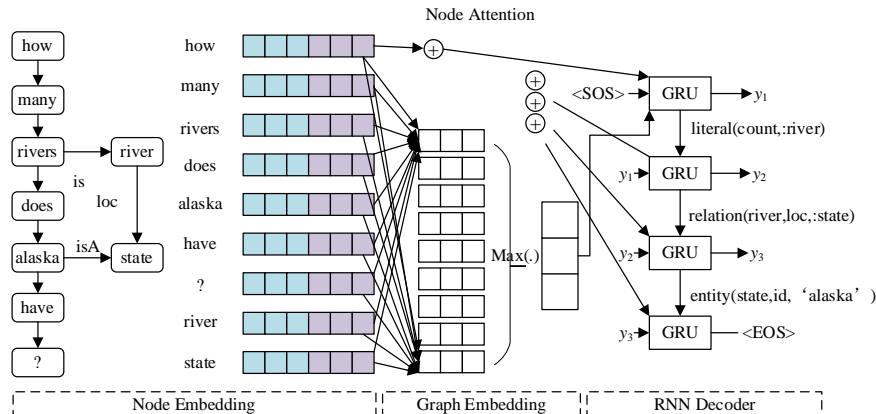


Figure 3 SPEDN framework neural network architecture

4.1 Dataset

We verify the performance of SPEDN model in two data sets.

GE0880 is a question-and-answer data set about American geographic information, which contains 880 question-and-answer pairs. The questions are described in natural language, and the answers are in logical form in Prolog format. Referring to reference [18], we use the standard 600/280 to establish training sets and test sets.

ATIS is a question-and-answer data set about civil aviation flights, which contains nearly 5,000 natural language question-and-answer pairs about flights, and the logical form is Lambda-DCS. We use standard 4473/448 to build training sets and test sets. In order to train the semantic block sequence neural network based on the network architecture in 3, we preprocess the logical forms of the answers of the training and test data in the two data sets and convert them into the form of semantic block sequences, as shown in Table 2.

4.2 Experimental establishment

Our model includes parameters of graph encoder, parameters of GRU $W^{(s)}$, word embedding in question $\phi(x)$ and semantic block embedding in model sequence $\phi(y)$. Using supervised method, the question X and its corresponding semantic block sequence Y in the training corpus are obtained by training the training corpus with these parameters. We use maximal function to generate Y corresponding to X , and the objective function is: $Y^* = \sum_{i=1}^n \log P(Y_i | X_{<i})$.

In reference [29], we use Adam optimizer to train and update parameters, the batch size is set to 30, and the learning rate is set to 0.01. In order to avoid over-fitting, we apply dropout strategy [34] in the decoding layer, and set the ratio to 0.2. In the graph encoder, the default jump point k size is set to 3, the initial feature vector size of the node is set to 100, and ReLU is used as a nonlinear function, and the parameters of the aggregator are randomly initialized. The decoder has one layer and the hidden state size is 256. Since SPEDN with mean aggregator and pool-based graph embedding usually performs better than other configurations, we use this setting as the default model. The Beam size is set to 5 when the decoder outputs. We train the model by iterating 80 times. The model is realized by Pytorch, and Y^* is predicted by using test set in each iteration, and the error between Y^* and Y is accumulated to the loss value.

4.3 Experimental results

In this section, we discuss the effect of SPEDN model on GEO and ATIS data sets. Based on the method described in this paper, we use three configurations to train the analytical model: the first is the basic SPEDN model; The second is to decompose semantic blocks and embed them into the decoding layer of the network to realize the prediction of semantic block sequence (SPEDN(+MP)); The third one adds a sequence parsing controller (SPEDN(+MP+Controller)) on the basis of the second one to control the legality of assembling semantic block sequences into query graphs. We use the accuracy on the test set to evaluate the performance of each system. Table 3 lists the

Table 2 Examples of question and answer pairs and their corresponding semantic blocks in GEO and ATIS data sets. The second column gives the average length of sequences in data sets, and it can be seen that semantic blocks can effectively reduce the length of sequences.

data set	average length	example
GEO	7.6	interrogative sentence: what are the major cities in the smallest state in the us?
	28.2	Logical form: answer(A, (major(A), city(A), loc(A, B), smallest(B, (state(B), loc(B, C), const(C, countryid(usa))))))
	2.9	Semantic block sequence: literal (major, : city) relation (city, loc, : state) ordinal (smallest, : state) relation (state, loc, : country) entity(country, id, 'usa')
ATIS	11.1	Question: what are the flights between dallas and pittsburgh on july eight ?
	28.4	Logical form: (_lambda \$ 0e (_and(_flight \$ 0) (_from \$ 0 dallas: _ci) (_to \$ 0 pittsburgh: _ci) (_day_number \$ 0 8: _dn) (_month \$ 0 july: _mn)))
	6.1	Semantic block sequence: entity (flight) relation (flight, from, : city) entity(city, id, 'dallas') relation(flight, to, : city) entity(city, id, 'pittsburgh') entity(flight, day_number, '08') entity(flight, month, 'july')

comparison between our model and the experimental results of existing research.

The accuracy of the model on GEO is 86.4%, and it reaches 88.3% after adding semantic block decomposition and embedding. The decoding controller improves the prediction accuracy, reaching 90.5%. At the same time, the results of three configurations on ATIS data set are 83.9%, 85.1% and 85.7%, respectively. Combining the strong representation ability of semantic query graph and the strong prediction ability of encoder-decoder model, especially based on graph neural network, it can be combined with the prediction ability of encoder-decoder model.

Semantic block embedding: our model embeds each semantic block independently by default, and we also use the structure of semantic blocks and the way of semantic information decomposition and embedding to carry out experiments. The experimental results show that it has a great influence on the accuracy, which is improved by 1.9 on GEO data set and 1.2 on ATIS data set. It can be seen that decomposing large-grained semantic block information helps to share the contextual information of each part, and can effectively improve the prediction level of the model on small-scale data sets such as GEO and ATIS.

Decoding controller: Adding the decoding controller has different effects on the prediction accuracy of the two data sets of the model, which is improved by 2.5 on GEO data set and 0.7 on ATIS data set. From the experiment, it can be seen that the decoding controller performs optimal control based on entity

Table 3 Accuracy on GEO and ATIS datasets

System	CEO	ATIS
Zettlemoyer and Collins (2007) ^[19]	86.1	84.6
Kwiatkowski et al. (2011) ^[35]	88.6	82.6
Liang et al. (2011) ^[17] (+ lexicon)	91.1	—
Zhao et al. (2015) ^[36]	88.9	84.2
Rabinovich et al. (2017) ^[37]	87.1	85.9
Jia and Liang (2016) ^[21] (+ data)	89.3	83.3
Dong and Lapata (2016) ^[23] : 2Seq	84.6	84.2
Dong and Lapata (2016) ^[23] : 2Tree	87.1	84.6
Seq2Act (+ C1 + C2) ^[25]	88.9	85.5
SPEDN	86.4	83.9
SPEDN(+ MP)	88.3	85.1
SPEDN(+ MP + Controller)	90.5	85.7

types, while the number of entity types on ATIS data set is less, so the influence on the results is smaller than that on GEO data set. At the same time, the controller can ensure that the generated semantic blocks can be correctly assembled into a semantic query graph.

4.4 Experimental analysis

Semantic block length: Table 2 shows the average length of logical forms and semantic blocks in each data set. It can be seen that comparing the sequence length of actions in Seq2Act 2 (GEO is 18.2, ATIS is 25.8) with the sequence length of original logical forms of data sets (GEO is 28.2, ATIS is 28.4), Semantic block can effectively reduce the length of the predicted target sequence. The length of SPEDN semantic block sequence is 10.3% of the logical form of GEO data set, 15.9% of that of Seq2Act on GEO, 21.5% of that of ATIS data set, and 23.6% of that of Seq2Act on ATIS. The decrease of sequence length has a great influence on improving the accuracy of prediction and effectively reducing the complexity of semantic map construction.

Semantic block distribution: The transformed semantic block pattern and entity distribution are shown in Figures 4(a) and 4(b). As can be seen from the figure, the semantic block lengths in GEO data set are mainly distributed in 2 and 3, accounting for 76.9% of all data, while those in ATIS data set are mainly distributed in 4~6, accounting for 78.6% of all data. From the distribution of semantic block patterns in Figure 4(c), entity patterns and relational patterns account for most of the semantic block patterns of the two data, with GEO being 64. ATIS reached 82.3%. In addition, attribute mode and sorting mode are more common in GEO data set (31.4%), while set mode is the main mode in ATIS data set (15.7%). The data distribution of the mode reflects the characteristics of problems in different fields.

Graph neural network: By embedding the problem into the neural network graphically, more contextual information can be

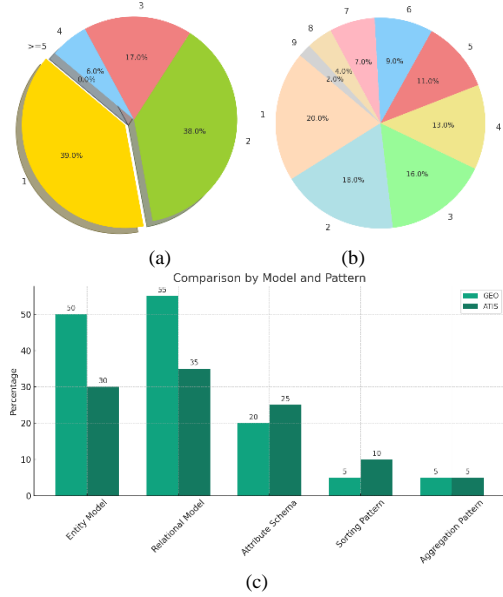


Fig. 4 The distribution of sequence length after the logical forms of answers in GEO (a) and ATIS (b) datasets are transformed into semantic blocks, (c) the distribution of semantic block patterns in two data sets.

added, which greatly improves the effect of semantic analysis of the model. We use two ways of graph construction: chain connection and full connection chain connection, which only connect the word in the question with the word after it, and full connection, which connects each word in the question with all the words after it. Experiments show that the two ways have little influence on the experimental results.

4.5 Error Analysis

We have analyzed the output error information, and the semantic block sequence parsing errors are mainly divided into the following two categories.

Loss of problem semantics: The attention model does not consider the alignment history, so that some words are ignored in the parsing process. For example, in the first and second cases in Table 4, "which border texas" and "big" will be ignored in the decoding process, so that the further definition of the problem intention is missing in the parsed result. This problem can be further solved by using the explicit word coverage model used in neural machine translation.

Semantic understanding error: Because the data of GEO and ATIS are relatively small, there will be words or questioning methods in the test set that have never been seen in the training set, which makes the prediction results of the model biased. In the third case in Table 4, the correct result can be obtained by using "how many" to ask questions. One solution is to learn word embedding on the annotated text data, and then use it as a pre-training vector for the problem words, or change it into a form that can be recognized by the model [39,40].

5 Conclusion

In this paper, a semantic analysis framework of knowledge graph question answering-SPEDN is proposed, which combines

Table 4 Some error analysis examples, each of which includes questions, the best answers and the results predicted by the model.

type of error	example
Missing question Topic semantics	Question: what are the populations of states which border texas? Answer semantic block: literal(population, : state) relation(state, next_to, : state) entity(state, id, 'texas') Predictive semantic block: literal(population, : state) entity(state, id, 'texas')
Missing question Topic semantics	Question: how many big cities are in pennsylvania ? Answer semantic block: aggr(count, : city) join(intersection, : city, : city) entity(city, major, 1) relation (city, loc, : state) entity (state, id, 'pennsylvania') Predictive semantic block: aggr(count, : city) relation(city, loc, : state) entity(state, id, 'pennsylvania')
Semantic principle Solve mistakes	Question: give me the number of rivers in California Answer semantic block: aggr(count, : river) relation(river, loc, : state) entity(state, id, 'california') Predictive semantic block: literal(len, : river) relation(river, loc, : state) entity(state, id, 'california')

the accuracy based on rules and the coverage based on deep learning in semantic analysis, and considers the contextual information of knowledge graph. The semantic analysis of the problem is modeled as a graph-to-sequence encoder-parser task, and the analysis of semantic blocks does not depend on the logical form of question answering output, which has strong adaptability. We verify the feasibility of the framework model on two data sets, and the experimental results show that the model has achieved good results.

Next, in order to further enhance the effectiveness of the semantic parsing framework, we are going to design a combination pattern algorithm of semantic blocks to improve the reusability of large-grained semantic parsing. In order to solve the problem of insufficient training corpus, we are going to design an interactive automatic or semi-automatic generation algorithm and tool for domain knowledge graph corpus with reference to related research. Through the interactive UI, we can quickly design and form a question and answer corpus for a specific domain knowledge graph without having domain expertise.

References

[1] Chakraborty, Niles, et al. "Introduction to Neural Network-Based Approaches for Question Answering Over Knowledge Graphs." Arxiv, 2019, <http://export.arxiv.org/abs/1907.09361>.
[2] Bordes, Antoine, Sumit Chopra, and Jason Weston. "Question Answering with Subgraph Embeddings."

Proceedings of the 2014 Conference on Empirical Methods in Natural Language Processing, EMNLP, 2014, pp. 615-620.
[3] Dong, Li, et al. "Question Answering Over Freebase with Multi-Column Convolutional Neural Networks." 53rd Annual Meeting of the Association for Computational Linguistics and the 7th International Joint Conference on Natural Language Processing, ACL, 2015, pp. 260-269.
[4] Lukovnikov, Denis, et al. "Neural Network-Based Question Answering Over Knowledge Graphs on Word and Character Level." WWW'17 Proceedings of the 26th International Conference on World Wide Web, IW3C2, 2017, pp. 1211-1220.
[5] Hu, Sen, et al. "Answering Natural Language Questions by Subgraph Matching Over Knowledge Graphs." IEEE Transactions on Knowledge and Data Engineering, vol. 30, no. 5, 2018, pp. 824-837.
[6] Zhang, Yuanzhe, et al. "Question Answering Over Knowledge Base with Neural Attention Combining Global Knowledge Information." Arxiv, 2016, <https://arxiv.org/abs/1606.00979>.
[7] Bordes, Antoine, et al. "Translating Embeddings for Modeling Multi-Relational Data." Advances in Neural Information Processing Systems 26, NIPS, 2013, pp. 2787-2795.
[8] Dai, Zihang, Lei Li, and Wei Xu. "CFO-Conditional Focused Neural Question Answering with Large-Scale Knowledge Bases." Proceedings of the 54th Annual Meeting of the Association for Computational Linguistics, ACL, 2016, pp. 800-810.
[9] Maheshwari, Gaurav, et al. "Learning to Rank Query Graphs for Complex Question Answering Over Knowledge Graphs." The Semantic Web ISWC 2019, Springer, Cham, ISWC, 2019, pp. 487-504.
[10] Yih, Wen-tau, et al. "Semantic Parsing Via Staged Query Graph Generation-Question Answering with Knowledge Base." Proceedings of the 53rd Annual Meeting of the Association for Computational Linguistics and the 7th International Joint Conference on Natural Language Processing, ACL, 2015, pp. 1321-1331.
[11] Bao, Jun-Wei, et al. "Constraint-Based Question Answering with Knowledge Graph." Proceedings of COLING 2016, the 26th International Conference on Computational Linguistics: Technical Papers, COLING, 2016, pp. 2503-2514.
[12] Tan, Hongye, et al. "A Pipeline Approach to Free-Description Question Answering in Chinese Gaokao Reading Comprehension." Chinese Journal of Electronics, vol. 28, no. 1, 2019, pp. 113-119.
[13] He, Shizhu, et al. "CASIA @ V2: A MLN-Based Question Answering System Over Linked Data." Question Answering over Linked Data (QALD4), CLEF, 2014, pp. 1249-1259.
[14] Shekarpour, Saeedeh, et al. "SINA: Semantic Interpretation of User Queries for Question Answering on Interlinked Data." Journal of Web Semantics, vol. 30, 2015, pp. 39-51.
[15] Liu, Jie, et al. "Linked Open Data Query Based on Natural Language." Chinese Journal of Electronics, vol. 26, no. 2, 2017, pp. 230-235.
[16] Berant, Jonathan, et al. "Semantic Parsing on Freebase from Question-Answer Pairs." Proceedings of the 2013 Conference on Empirical Methods in Natural Language Processing, EMNLP, 2013, pp. 1533-1544.
[17] Liang, Percy, Michael I. Jordan, and Dan Klein. "Learning Dependency Based Compositional Semantics."

- Computational Linguistics, vol. 39, no. 2, 2013, pp. 389-446.
- [18] Zettlemoyer, Luke S., and Michael Collins. "Learning to Map Sentences to Logical Form: Structured Classification with Probabilistic Categorical Grammars." UAI'05 Proceedings of the Twenty-First Conference on Uncertainty in Artificial Intelligence, AUAI, 2005, pp. 658-666.
- [19] Zettlemoyer, Luke, and Michael Collins. "Online Learning of Relaxed CCG Grammars for Parsing to Logical Form." Proceedings of the 2007 Joint Conference on Empirical Methods in Natural Language Processing and Computational Natural Language Learning, EMNLP-CoNLL, 2007, pp. 678-687.
- [20] Cheng, Jianpeng, et al. "Learning an Executable Neural Semantic Parser." Computational Linguistics, vol. 45, no. 1, 2019, pp. 59-94.
- [21] Jia, Robin, and Percy Liang. "Data Recombination for Neural Semantic Parsing." Proceedings of the 54th Annual Meeting of the Association for Computational Linguistics, ACL, 2016, pp. 12-22.
- [22] Xiao, Chunyang, Marc Dymetman, and Claire Gardent. "Sequence-Based Structured Prediction for Semantic Parsing." Proceedings of the 54th Annual Meeting of the Association for Computational Linguistics, ACL, 2016, pp. 1341-1350.
- [23] Dong, Li, and Mirella Lapata. "Language to Logical Form with Neural Attention." Proceedings of the 54th Annual Meeting of the Association for Computational Linguistics, ACL, 2016, pp. 33-43.
- [24] Hu, Sen, Lei Zou, and Xinbo Zhang. "A State-Transition Framework to Answer Complex Questions Over Knowledge Base." Proceedings of the 2018 Conference on Empirical Methods in Natural Language Processing, ACL, 2018, pp. 2098-2108.
- [25] Xiong, Siheng, et al. "TILP: Differentiable Learning of Temporal Logical Rules on Knowledge Graphs." The Eleventh International Conference on Learning Representations. 2022.
- [26] Chen, Bo, Le Sun, and Xianpei Han. "Sequence-to-Action-End-to-End Semantic Graph Generation for Semantic Parsing." Proceedings of the 56th Annual Meeting of the Association for Computational Linguistics, ACL, 2018, pp. 766-777.
- [27] Yin, Pengcheng, and Graham Neubig. "TRANX: A Transition-Based Neural Abstract Syntax Parser for Semantic Parsing and Code Generation." Proceedings of the 2018 Conference on Empirical Methods in Natural Language Processing: System Demonstrations, EMNLP, 2018, pp. 7-12.
- [28] Punjani, D., et al. "Template-Based Question Answering Over Linked Geospatial Data." Proceedings of the 12th Workshop on Geographic Information Retrieval, ACM, 2018, pp. 7-16.
- [29] Weiguo, Zheng, et al. "Question Answering Over Knowledge Graphs-Question Understanding Via Template Decomposition." PVLDB, vol. 11, no. 11, 2018, pp. 1373-1386.
- [30] Xu, Kun, et al. "Graph2Seq: Graph to Sequence Learning with Attention-Based Neural Networks." Arxiv, 2018, <https://arxiv.org/abs/1804.00823>.
- [31] Miller, George A. "Wordnet: A Lexical Database for English." Communications of the ACM, vol. 38, no. 11, 1995, pp. 39-41.
- [32] Yang, Yi, and Ming-Wei Chang. "S-MART: Novel tree-based structured learning algorithms applied to tweet entity linking." Proceedings of the 53rd Annual Meeting of the Association for Computational Linguistics and the 7th International Joint Conference on Natural Language Processing. Beijing, China: ACL, 2015, pp. 504-513.
- [33] Bahdanau, Dzmitry, Kyunghyun Cho, and Yoshua Bengio. "Neural machine translation by jointly learning to align and translate." 3rd International Conference on Learning Representations. San Diego, United States: ICLR, 2015.
- [34] Sutskever, Ilya, Oriol Vinyals, and Quoc V Le. "Sequence to sequence learning with neural networks." 27th International Conference on Neural Information Processing Systems. Montreal, Quebec, Canada: NIPS, 2014, pp. 3104-3112.
- [35] Srivastava, Nitish, et al. "Dropout: A simple way to prevent neural networks from overfitting." Journal of Machine Learning Research, vol. 15, no. 1, 2014, pp. 1929-1958.
- [36] Kwiatkowski, Tom, et al. "Lexical generalization in CCG grammar induction for semantic parsing." Proceedings of the 2011 Conference on Empirical Methods in Natural Language Processing. Edinburgh, Scotland, UK: EMNLP, 2011, pp. 1512-1523.
- [37] Zhao, Kai, Hany Hassan, and Michael Auli. "Learning translation models from monolingual continuous representations." Proceedings of the 2015 Conference of the North American Chapter of the Association for Computational Linguistics: Human Language Technologies. Denver, Colorado: NAACL, 2015, pp. 1527-1536.
- [38] Rabinovich, Maxim, Mitchell Stern, and Dan Klein. "Abstract syntax networks for code generation and semantic parsing." Proceedings of the 55th Annual Meeting of the Association for Computational Linguistics. Vancouver, Canada: ACL, 2017, pp. 1139-1149.
- [39] Tu, Zhaopeng, et al. "Modeling coverage for neural machine translation." Proceedings of the 54th Annual Meeting of the Association for Computational Linguistics. Berlin, Germany: ACL, 2016, pp. 76-85.
- [40] Chen, Bo, et al. "Sentence rewriting for semantic parsing." Proceedings of the 54th Annual Meeting of the Association for Computational Linguistics. Berlin, Germany: ACL, 2019, pp. 766-777.
- [41] Dong, Li, et al. "Learning to paraphrase for question answering." Proceedings of the 2017 Conference on Empirical Methods in Natural Language Processing. Copenhagen, Denmark: EMNLP, 2017, pp. 875-886.