

Don't Rank, Combine! Combining Machine Translation Hypotheses Using Quality Estimation

Giorgos Vernikos^{1,2} Andrei Popescu-Belis^{1,2}
¹EPFL ²HEIG-VD

{georgios.vernikos, andrei.popescu-belis}@heig-vd.ch

Abstract

Neural machine translation systems estimate probabilities of target sentences given source sentences, yet these estimates may not align with human preferences. This work introduces QE-fusion, a method utilizing a quality estimation metric (QE) that better correlates with human judgments to synthesize improved translations. QE-fusion leverages a candidate pool sampled from a model, combining spans from different candidates using QE metrics such as COMETKIWI. We compare QE-fusion against beam search and recent reranking techniques, such as Minimum Bayes Risk decoding or QE-reranking. Our method consistently improves translation quality in terms of COMET and BLEURT scores when applied to large language models (LLMs) used for translation (PolyLM, XGLM, Llama2, ALMA and Mistral) and to multilingual translation models (NLLB), over five language pairs. Notably, QE-fusion exhibits larger improvements for LLMs due to their ability to generate diverse outputs. We demonstrate that our approach generates novel translations in over half of the cases and consistently outperforms other methods across varying numbers of candidates (5–200). Furthermore, we empirically establish that QE-fusion scales linearly with the number of candidates in the pool. QE-fusion proves effective in enhancing LLM-based translation without the need for costly retraining of LLMs.

1 Introduction

Neural machine translation (NMT) models are probability estimators of translations given source sentences. Therefore, errors in NMT may arise either due to imperfections in this estimation, or because the exact maximization of the probability is infeasible, and thus approximations such as beam search are employed. Recent studies have questioned the alignment of probability estimates of NMT models with human preferences (Koehn and Knowles, 2017; Ott et al., 2018; Stahlberg and

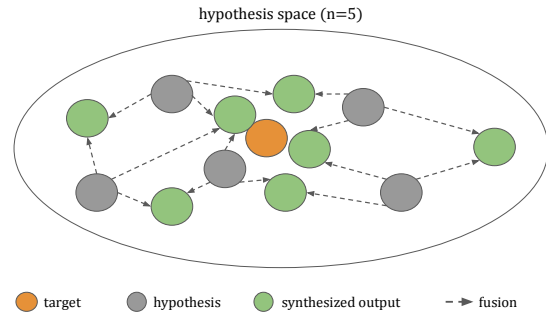


Figure 1: An illustration of our approach in the hypothesis space. The sampled translation candidates (grey) are combined to form new translations (green) that may be closer to the target (gold).

Byrne, 2019). In this paper, we propose, QE-fusion, a solution for finding better translations starting from a pool of translation candidates, through a novel combination algorithm that uses quality estimation (QE) metrics.

Recent improvements in metrics for machine translation evaluation (Mathur et al., 2020; Freitag et al., 2021a, 2022b) have made them more helpful for selecting among candidates generated by NMT models. Reference-based evaluation metrics such as COMET (Rei et al., 2020) and BLEURT (Sellam et al., 2020) have been employed as similarity functions for Minimum Bayes Risk decoding (Fernandes et al., 2022; Freitag et al., 2022a), to select the candidates with the highest similarity to all other ones (Kumar and Byrne, 2002, 2004). QE metrics such as COMET-QE (Rei et al., 2021), which do not need reference translations, have been used to select the translation with the highest estimated quality by reranking a pool of candidates (Fernandes et al., 2022; Farinhas et al., 2023). Such reranking approaches improve translation quality over standard beam search, particularly when measured with neural-based MT evaluation metrics.

While reranking approaches significantly enhance performance, they are challenged in situ-

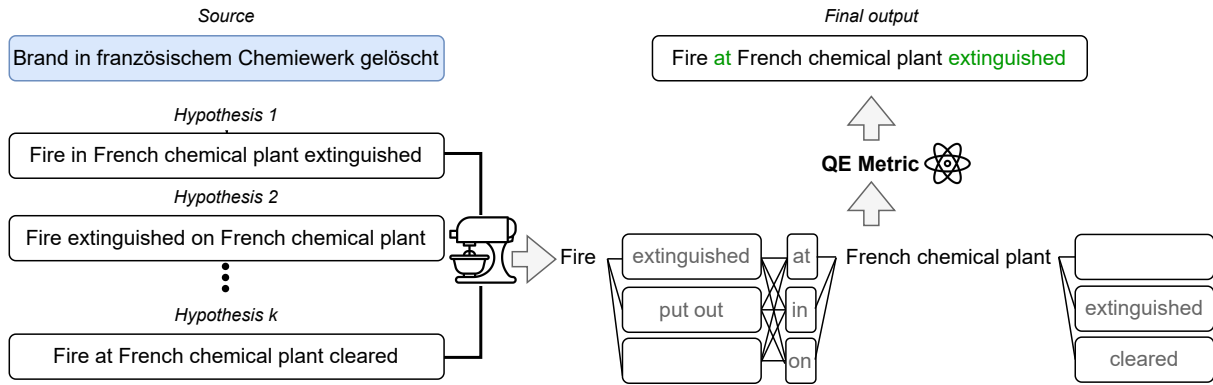


Figure 2: Illustration of the QE-fusion pipeline. We first generate multiple hypotheses by sampling translations from the model. Then we compute the spans that diverge among the candidates and group them. Finally, we use a QE metric to select a span from each group and merge the hypotheses to form a new, refined translation.

ations where candidate translations exhibit complementary errors, with no candidate clearly improving over all others. Figure 2 illustrates this issue. The first candidate, *Fire in French chemical plant*, uses *in* instead of the more idiomatic *at*. The third candidate makes a better choice in this case but renders the verb as *cleared* instead of *extinguished*, which is incorrect in this context. Making the most of this pool of candidates is not possible without combining them. To address this limitation, we propose QE-fusion, an approach that leverages the potential complementarity of the generated candidates to synthesize an improved translation, guided by a QE metric. We start by identifying divergent spans, i.e. spans that exhibit variations within the pool of model-generated candidates. Then, we traverse these divergent spans, selecting at each step the one that contributes to a higher score according to the QE metric. The chosen spans are integrated into the synthesized translation, which is thus a fusion of multiple candidates.

We demonstrate that QE-fusion is effective over pools of candidates obtained from high-performing multilingual NMT models such as NLLB (NLLB Team et al., 2022), as well as candidates obtained using in-context learning with large language models (LLMs), which have recently shown comparable performance to NMT models (Garcia et al., 2023; Hendy et al., 2023; Zhu et al., 2023). Specifically, we show that QE-fusion improves translation for several popular, open-source LLMs: PolyLM (Wei et al., 2023), XGLM (Lin et al., 2022), Llama2 (Touvron et al., 2023), ALMA (Xu et al., 2023) and Mistral (Jiang et al., 2023a). QE-fusion consistently outperforms standard beam search and reranking approaches, including MBR

and QE-reranking, across multiple language pairs and model scales. In particular, LLMs benefit more from QE-fusion than NMT systems, which can be attributed to the ability of LLMs to generate more diverse translations.

Our contributions are the following:

1. We design a novel algorithm called QE-fusion that generates improved translations from a pool of candidates using a QE metric.
2. We demonstrate that QE-fusion outperforms the recently proposed QE-reranking and MBR decoding methods, with various open-source LLMs and multilingual NMT models, for five language pairs.
3. We explain the larger improvements of QE-fusion for LLMs vs. NMT by showing that the former generate a more diverse pool of candidates.
4. We show that QE-fusion does not need a large pool of candidates and thus does not entail a significant computational cost.

2 Related Work

To address the misalignment between MT models and human preferences, several approaches aim to incorporate additional knowledge, often in the form of MT metrics, either during the decoding process, or after it. We start with a brief reminder of evaluation metrics, which play a crucial role as a selection criterion.

MT evaluation metrics. Traditional overlap-based evaluation metrics for MT such as BLEU (Papineni et al., 2002) and ChrF (Popović, 2015)

are known for their imperfect correlation with human judgments (Mathur et al., 2020; Kocmi et al., 2021; Freitag et al., 2021a, 2022b). In response, researchers have shifted their attention towards metrics constructed on top of pretrained neural models that can score translation outputs, such as BERTScore (Zhang et al., 2020), Prism (Thompson and Post, 2020), COMET (Rei et al., 2020) and BLEURT (Sellam et al., 2020). To better emulate human assessment, these metrics are often fine-tuned to predict human scores based on annotations such as those provided by the WMT metrics tasks (Freitag et al., 2022b). Automatic MT metrics can be broadly categorized into two groups: *reference-based* metrics, which have access to the reference translation, and reference-free or *quality estimation* metrics (Zerva et al., 2022), which solely rely on the source sentence for estimating the quality of a translation such as COMET-QE (Rei et al., 2021), TransQuest (Ranasinghe et al., 2020) and COMETKIWI (Rei et al., 2022b).

Reranking candidate translations. One of the earliest proposals for reranking the outputs of an NMT system is the adaptation of the noisy channel model (Brown et al., 1993) to NMT systems (Yee et al., 2019; Bhosale et al., 2020). This simply combines the scores of multiple models, including the probability of a ‘forward’ model $p_f(y|x)$, the probability of a ‘backward’ model trained on the opposite translation direction $p_b(x|y)$, and the probability of an LM trained on the target language $p_{LM}(y)$. Noisy-channel reranking has been shown to improve performance and has been integrated to successful WMT submissions (Ng et al., 2019).

An alternative reranking approach uses Minimum Bayes Risk (MBR) (Kumar and Byrne, 2002; Goel and Byrne, 2000), which aims to select the candidate with the highest utility from a pool of candidates. Eikema and Aziz (2020) proposed approximations to the exhaustive search process of MBR through unbiased sampling from the MT model. The utility function employed in MBR measures the similarity between a hypothesis and a reference; however, at test time, when references are unknown, the same set of hypotheses serves both as the list of candidates and the pseudo-references. Possible utility functions include overlap-based (Eikema and Aziz, 2020) or state-of-the-art neural-based MT metrics (Eikema and Aziz, 2022; Fernandes et al., 2022; Freitag et al., 2022a). MBR has demonstrated promising results, particularly

when equipped with recent automatic MT metrics. However, the time complexity of MBR decoding scales quadratically with the size of the candidate pool, and depends on the cost of computing the utility function. While surface-based metrics like BLEU incur a negligible cost, the same cannot be said for neural-based metrics like COMET despite their superior performance.

A more direct strategy to leverage the capabilities of recent automatic MT metrics involves the utilization of reference-free metrics to rerank generated outputs. Initial findings suggested that this approach could yield suboptimal translation performance compared to standard beam search (Freitag et al., 2022a; Fernandes et al., 2022). One contributing factor was the insensitivity of such metrics to degenerate translations (Guerreiro et al., 2023b). However, with advancements in automatic MT metric scores, this approach, known as best-of-n or QE-reranking, has demonstrated promising outcomes, surpassing the performance of standard beam search (Gulcehre et al., 2023; Finkelstein et al., 2023). The integration of quality estimation (QE) reranking has extended beyond post-processing, to the training phase where QE scores are employed for data filtering (Finkelstein et al., 2023), curriculum construction (Gulcehre et al., 2023), and assigning quality-related tags to the outputs (Tomani et al., 2023). QE-reranking is substantially faster than MBR as it scales linearly with the number of candidates.

While reranking methods such as MBR decoding and QE-reranking effectively improve the performance of MT systems, they are bound by the quality of the candidates in the pool. To address this limitation, QE-fusion leverages the complementary nature of the candidates to merge them into a novel and refined output.

Modifications during decoding. A wide variety of scores have been used for expanding a set of candidates for future steps, encompassing the model’s own future scores (Jinnai et al., 2023), heuristics (Lu et al., 2022), or values predicted by a distinct model using Monte Carlo Tree Search (MCTS) (Leblond et al., 2021; Liu et al., 2023; Chaffin et al., 2022). However, these approaches require access to the model, which is not always guaranteed, and imply a significant amount of additional computation due to the number of candidates that must be stored at each time step.

Post-editing MT outputs. A different direction from reranking is editing the actual outputs of the LLM or MT system using trained post-editing models (Freitag et al., 2019; Voita et al., 2019; Welleck et al., 2023). While this approach can improve results, it requires training an additional model with a considerable amount of data and comparable size to the original model. Recent works have explored the complementarity of outputs by training models to merge multiple candidates generated by LLMs (Jiang et al., 2023b; Vernikos et al., 2023). Farinhas et al. (2023) applied this idea to MT with an LLM instead of a trained model to merge the candidates. Their experiments demonstrated similar performance with the reranking approaches using neural MT metrics.

3 Definition of QE-fusion

QE-fusion leverages the complementary nature of a pool of translation candidates generated by an LLM with an appropriate prompt, or an encoder-decoder NMT model, and combines fragments from them into an improved output (see Figure 2).

3.1 Candidate Generation

There are multiple ways to generate candidates from a model. Common approaches for LLMs involve nucleus or top- p sampling (Holtzman et al., 2020), top- k , and sampling with a temperature. In our experiments, we adopt nucleus sampling with a temperature. The performance of LLMs can also be influenced by the number of samples and the prompt itself (Bawden and Yvon, 2023; Zhu et al., 2023). To optimize LLM performance we follow the guidelines of Zhu et al. (2023) and use 8 examples for in-context learning in all our experiments.

For MT models, beam search, while commonly used to return the top candidates in the beam, has been demonstrated to lack diversity (Vijayakumar et al., 2017). Instead, for the multilingual translation models we employ epsilon sampling (Hewitt et al., 2022), which sets the probability of tokens to zero according to a minimum threshold and has recently demonstrated to generate diverse candidates (Freitag et al., 2023).

3.2 QE-fusion Algorithm

The algorithm, outlined in Algorithm 1, starts from a base hypothesis for which we select the top-ranked hypothesis by the QE metric (line 4). Our rationale behind this choice is that the top candidate is already a high-quality translation and would

Algorithm 1 QE-fusion algorithm

Require: *candidates*: list of lists of candidate outputs
Require: *metric*: the metric used to score the candidates
Require: *beam*: beam size to avoid exhaustive search
Ensure: *fused_outputs*: the output of QE-fusion

```

1: fused_outputs  $\leftarrow$  []
2: sorted_outputs  $\leftarrow$  sort candidates using metric
3: for each sentence do
4:   base_hyp  $\leftarrow$  select the best-ranked candidate as the
   base hypothesis
5:   beam_hyps  $\leftarrow$  [base_hyp]
6:   diffs  $\leftarrow$  compute the differing spans between
   base_hyp and other candidates
7:   for each base_span and alter_spans in diffs do
8:     alter_hyps  $\leftarrow$  []
9:     for each hypothesis in beam_hyps do
10:      for each span in alter_spans do
11:        new_hyp  $\leftarrow$  create an alternative hypoth-
        esis by replacing base_span with span
12:        if new_hyp is not in beam_hyps then
13:          alter_hyps.append(new_hyp)
14:        end if
15:      end for
16:    end for
17:    beam_hyps  $\leftarrow$  beam_hyps + alter_hyps
18:    beam_metric_scores  $\leftarrow$  predict metric scores
    using the model for beam_hyps
19:    sorted_hyps  $\leftarrow$  sort beam_hyps according to
    beam_metric_scores
20:    beam_hyps  $\leftarrow$  beam_hyps[: beam]
21:  end for
22:  fused_outputs.append(beam_hyps[0])
23: end for
24: return fused_outputs

```

require minor modifications. The algorithm proceeds by identifying divergent spans between the base hypothesis and other candidates. For this purpose, we employ an off-the-shelf library¹ that uses edit distance to identify additions, deletions, and replacements required to transform one sequence into another (line 6).

For each divergent span, we group the alternatives generated by the aforementioned process. Subsequently, a pseudo-generation step is executed for each span, resulting in alternative hypotheses by substituting the initial span of the base hypothesis with one of the possible spans (lines 10-15). The QE metric is used to compute scores for each alternative hypothesis (line 18). The hypotheses are then sorted based on their scores, and the top k candidates are retained, forming a beam (lines 19-20). This iterative process is repeated at each pseudo-generation step, resulting in a dynamic set of hypotheses within the beam. Finally, the highest-scoring hypothesis is selected as the final output (line 22).

While this is a conceptual explanation of the

¹docs.python.org/3/library/difflib.html

algorithm, certain modifications are made for efficiency purposes such as batching the sentences and caching computed scores (see Appendix A.1).

4 Experimental Settings

4.1 Datasets and Evaluation Metrics

We assess performance across a spectrum of diverse language pairs. The selected languages include German, which is the most represented non-English language in most models; Russian, a high-resource Cyrillic language; Chinese, a high-resource language with a distinct script; and Dutch, which is considered a medium-resource language. We consider the translation of English into the first two, and from the latter two into English. Additionally, we consider German to French, representing a non-English-centric pair.

As we consider pre-trained models, we only use the evaluation data (test sets) from WMT22 (Freitag et al., 2022b), except for nl→en where the devtest from Flores-200 (NLLB Team et al., 2022) is employed. To construct few-shot examples for LLMs, we draw from the test sets of WMT21 (Freitag et al., 2021b) and the development set of Flores-200, for the respective languages.

We report results in terms of surface-based metric such as BLEU and ChrF (Popović, 2015) (these scores are in Appendix B.1) and neural-based ones such as COMET-22 (Rei et al., 2022a) and BLEURT (Sellam et al., 2020), in the main text.

4.2 Models and Parameters

We conduct a comprehensive evaluation using LLMs and encoder-decoder NMT models of various sizes. Specifically, we use popular LLMs such as PolyLM-1.7B (Wei et al., 2023), XGLM-2.9B (Lin et al., 2022), Mistral-7B (Jiang et al., 2023a), Llama2-7B and 13B (Touvron et al., 2023). We additionally use ALMA-7B (Xu et al., 2023), an LLM based on Llama2-7B that is fine-tuned for translation using both monolingual and parallel data. This LLM has demonstrated impressive performance in MT (Xu et al., 2023), comparable to GPT-3.5 and NLLB-54B (NLLB Team et al., 2022) and serves as a bridge between general LLMs and task-specific MT models. As for NMT systems, we use the multilingual NLLB-1.3B and 3.3B models (NLLB Team et al., 2022).

For the LLMs, we adopt the suggested parameters (Touvron et al., 2023) and generate candidates using nucleus sampling, $p = 0.9$, with a tempera-

ture $temp = 0.6$. As a prompt for in-context learning, we follow Zhu et al. (2023) and use the instruction template: $\langle X \rangle = \langle Y \rangle$ with 8 examples randomly sampled from the above-mentioned data.

For the NMT models, we follow the suggestions of Freitag et al. (2023) and use epsilon sampling (Hewitt et al., 2022), $\epsilon = 0.02$, with a temperature of 0.5. We study the impact of temperature in Section 6.3.

We generate 5 candidates both for LLM and MT models for efficiency purposes, although we demonstrate that our approach works with any number of candidates (see Section 6.1).

4.3 Comparison Terms

We compare our approach against the following alternatives:

- standard decoding algorithms for MT:
 - greedy decoding;
 - beam search with a width of 5;
- sampling-based algorithms:
 - QE-reranking (Fernandes et al., 2022) with COMETKIWI (Rei et al., 2022b) as the QE metric, which is the same used by our approach, QE-fusion;
 - MBR decoding (Eikema and Aziz, 2020), either with the surface-based metric BLEU (Papineni et al., 2002) or the neural-based metric COMET-22 (Rei et al., 2022a) as the utility function; as COMET-22 follows the same training pipeline and has the same number of parameter as COMETKIWI, this ensures a fair comparison of the models;
 - baseline to establish a lower performance bound for sampling: random sampling of one candidate from the pool.

5 Results: Translation Performance

5.1 QE-fusion over LLMs

Table 1 presents an overview of the results obtained across various language pairs and LLMs. As anticipated, the performance of LLMs generally improves with scale. A notable exception is observed in Dutch to English, where XGLM significantly lags behind the smaller PolyLM attributed to the absence of Dutch in the pretraining corpus of XGLM (Lin et al., 2022). Interestingly, Mistral performs comparably to Llama2-13B, despite its smaller size

Method	LLM					
	PolyLM-1.7B	XGLM-2.9B	Llama2-7B	Mistral-7B	ALMA-7B	Llama2-13B
en→de						
Greedy	70.24 / 62.37	74.51 / 66.43	79.84 / 67.08	79.75 / 70.48	81.39 / 74.21	80.53 / 71.62
Beam	70.84 / 65.31	76.74 / 69.22	79.56 / 69.83	80.99 / 72.34	81.71 / 74.78	81.66 / 73.29
Sample	71.84 / 60.71	70.73 / 58.36	78.49 / 65.71	80.73 / 69.11	83.19 / 72.90	81.48 / 70.20
MBR-BLEU	73.54 / 62.08	77.18 / 65.77	79.34 / 66.73	81.72 / 69.99	84.04 / 73.73	82.36 / 71.03
MBR-COMET	78.68 / 66.36	80.90 / 68.80	83.26 / 70.32	84.73 / 72.78	85.99 / 75.46	85.08 / 73.41
QE-reranking	78.02 / 67.21	80.75 / 70.00	82.73 / 71.04	84.30 / 73.23	85.53 / 75.53	84.61 / 73.96
QE-fusion	79.62 / 68.67	81.62 / 71.01	83.63 / 71.96	85.02 / 74.10	85.93 / 75.93	85.17 / 74.41
en→ru						
Greedy	69.47 / 59.70	75.71 / 65.75	77.42 / 66.94	80.44 / 71.13	81.36 / 72.31	80.36 / 70.68
Beam	71.30 / 63.26	77.56 / 67.58	79.84 / 69.49	82.31 / 73.13	82.45 / 74.17	82.16 / 72.71
Sample	72.99 / 57.70	71.65 / 52.45	80.18 / 64.90	83.55 / 69.17	84.84 / 70.81	83.42 / 68.83
MBR-BLEU	75.19 / 59.92	79.26 / 63.24	81.72 / 66.62	84.50 / 70.34	85.83 / 72.28	84.19 / 69.94
MBR-COMET	80.16 / 63.88	82.42 / 65.04	85.15 / 69.61	87.26 / 72.82	87.78 / 73.90	87.01 / 72.44
QE-reranking	79.59 / 64.53	83.07 / 68.07	84.62 / 70.11	86.81 / 73.25	87.33 / 74.32	86.60 / 72.96
QE-fusion	81.28 / 66.32	83.93 / 69.06	85.60 / 71.48	87.38 / 74.05	87.82 / 75.11	87.20 / 73.60
zh→en						
Greedy	65.29 / 54.76	48.71 / 28.76	74.44 / 64.13	76.63 / 66.67	76.14 / 66.20	76.56 / 66.27
Beam	65.09 / 57.71	71.62 / 58.69	76.33 / 65.89	77.60 / 67.74	76.15 / 66.46	77.55 / 67.30
Sample	67.85 / 53.32	53.77 / 33.70	76.55 / 62.69	78.91 / 65.56	78.19 / 64.70	78.53 / 65.19
MBR-BLEU	69.74 / 54.83	62.93 / 44.64	77.80 / 64.12	79.69 / 66.58	79.09 / 65.81	79.28 / 66.08
MBR-COMET	72.47 / 56.49	65.98 / 46.51	79.30 / 65.05	80.87 / 67.31	80.40 / 66.77	80.60 / 66.97
QE-reranking	73.12 / 57.86	71.48 / 54.99	79.38 / 66.21	80.79 / 67.90	80.41 / 67.61	80.54 / 67.60
QE-fusion	74.27 / 59.06	72.14 / 55.80	79.99 / 66.92	81.15 / 68.44	80.86 / 68.13	80.94 / 68.04
nl→en						
Greedy	76.95 / 64.97	64.18 / 53.24	85.19 / 75.56	85.48 / 76.05	84.99 / 75.45	85.62 / 76.34
Beam	79.05 / 67.26	66.32 / 55.20	85.56 / 75.88	85.80 / 76.18	85.11 / 75.56	85.77 / 76.47
Sample	77.34 / 64.05	64.83 / 50.22	86.44 / 74.50	86.81 / 75.58	85.98 / 74.45	86.87 / 75.82
MBR-BLEU	78.77 / 65.45	67.75 / 53.25	86.82 / 75.57	87.06 / 75.98	86.24 / 74.95	87.17 / 76.17
MBR-COMET	80.88 / 67.14	71.42 / 55.16	87.27 / 75.88	87.47 / 76.29	87.09 / 75.60	87.60 / 76.49
QE-reranking	81.29 / 68.35	71.18 / 56.38	87.23 / 76.09	87.47 / 76.54	87.05 / 75.89	87.61 / 76.76
QE-fusion	82.24 / 69.47	72.68 / 58.02	87.45 / 76.38	87.64 / 76.76	87.27 / 76.15	87.67 / 76.87
de→fr						
Greedy	61.16 / 41.88	71.50 / 53.40	76.39 / 60.46	78.01 / 63.16	74.08 / 57.48	78.13 / 63.88
Beam	63.14 / 50.45	74.32 / 57.37	78.57 / 63.69	79.46 / 65.50	77.08 / 60.66	79.68 / 65.86
Sample	61.27 / 38.59	67.62 / 45.94	75.24 / 57.60	77.12 / 60.60	72.81 / 53.85	77.88 / 61.84
MBR-BLEU	64.31 / 42.76	71.96 / 52.53	76.68 / 59.88	78.45 / 62.41	74.65 / 56.93	78.88 / 63.42
MBR-COMET	69.30 / 46.20	75.80 / 55.72	79.91 / 62.63	81.06 / 65.10	78.53 / 60.56	81.35 / 65.73
QE-reranking	68.74 / 48.38	75.51 / 57.31	79.44 / 63.67	80.69 / 65.53	77.96 / 61.18	80.99 / 66.43
QE-fusion	70.09 / 49.98	76.64 / 58.76	80.27 / 64.56	81.26 / 66.28	78.87 / 62.48	81.63 / 67.11

Table 1: Translation performance in terms of COMET / BLEURT scores for various methods, language pairs, and sizes of LLMs. Dotted lines separate deterministic decoding from existing sampling-based methods and from our approach.

(7B). This observation can be attributed to the continuous improvement of LLMs, as the former is more recent. Notably, ALMA-7B emerges as the top-performing LLM for all pairs except de→fr², underscoring the impact of fine-tuning on MT data.

Regarding baselines, greedy decoding consistently lags behind beam search across all language pairs, an observation that contrasts with prior studies focused on zero-shot scenarios (Farinhas et al., 2023), emphasizing the role of in-context examples. Unsurprisingly, random selection from the candidate pool emerges as the least effective baseline.

²This pair wasn’t included in the fine-tuning stages of ALMA, leading to some catastrophic forgetting, as is evident when comparing the scores with those of its starting model, Llama2.

Among the reranking approaches, QE-reranking demonstrates superior performance compared to MBR with either BLEU or COMET, particularly in terms of BLEURT. Among the two utility functions for MBR, COMET is superior while BLEU often fails to outperform beam search. MBR with COMET as the utility function occasionally surpasses QE-reranking in terms of COMET scores. This discrepancy might hint at a subtle overfitting issue, or reward hacking (Gulcehre et al., 2023), when employing the same metric for both candidate selection and evaluation, since the BLEURT scores reveal the opposite pattern.

Notably, our proposed approach, QE-fusion, consistently outperforms all reranking baselines and

Method	Multilingual NMT	
	NLLB-1.3B	NLLB-3.3B
	en→de	
Greedy	81.56 / 74.39	82.49 / 75.43
Beam	82.76 / 75.62	83.37 / 76.44
Sample	83.57 / 73.27	84.66 / 74.48
MBR-BLEU	84.16 / 74.03	85.18 / 75.25
MBR-COMET	85.98 / 75.38	86.69 / 76.34
QE-reranking	85.92 / 75.88	86.25 / 76.60
QE-fusion	86.25 / 76.11	86.74 / 76.81
	en→ru	
Greedy	81.93 / 72.81	82.49 / 73.93
Beam	82.83 / 74.10	83.36 / 75.12
Sample	84.95 / 71.49	86.07 / 73.01
MBR-BLEU	85.59 / 72.37	86.44 / 73.58
MBR-COMET	87.47 / 73.97	88.18 / 75.09
QE-reranking	87.11 / 74.27	87.96 / 75.46
QE-fusion	87.52 / 74.71	88.31 / 75.83
	nl→en	
Greedy	78.01 / 67.19	79.69 / 68.89
Beam	78.96 / 67.84	80.15 / 69.30
Sample	79.32 / 66.57	80.67 / 68.16
MBR-BLEU	80.15 / 67.26	81.93 / 69.53
MBR-COMET	81.56 / 68.15	83.24 / 70.50
QE-reranking	81.97 / 69.42	83.84 / 71.82
QE-fusion	82.66 / 70.11	84.22 / 72.35
	de→fr	
Greedy	60.87 / 41.62	67.16 / 50.21
Beam	64.43 / 44.93	69.95 / 53.42
Sample	61.96 / 39.68	66.62 / 46.15
MBR-BLEU	63.23 / 41.57	69.01 / 49.39
MBR-COMET	67.33 / 44.57	72.30 / 52.30
QE-reranking	66.89 / 46.22	72.18 / 54.06
QE-fusion	67.98 / 47.57	72.97 / 54.96

Table 2: Translation performance in terms of COMET / BLEURT scores for various methods, language pairs, and multilingual NMT models.

decoding algorithms across diverse language pairs and LLMs. While there are two instances where beam search achieves the best BLEURT results, these cases are indicative of scenarios where the candidate pool lacks high-quality translations, as observed in Chinese to English using XGLM-2.9B. Furthermore, the performance gap between QE-fusion and other approaches diminishes in the nl-en pair for the Llama2, ALMA, and Mistral models. The seemingly inflated scores for methods such as greedy decoding and random sampling could suggest a possible exposure of these models to test cases from FLORES during training³, given their more recent nature.

In summary, QE-fusion demonstrates consistent and substantial improvements over the baselines, even when applied to state-of-the-art LLMs for MT like ALMA. This underscores the robustness of our approach in enhancing translation quality without

³For ALMA, the FLORES test set was part of its fine-tuning data (Xu et al., 2023).

necessitating any modifications to the underlying model. Importantly, our approach always outperforms QE-reranking, confirming its superiority as a generalization of reranking approaches.

5.2 QE-fusion over NMT Models

We additionally apply our approach to task-specific multilingual MT (MMT) models, namely NLLB-1.3B and NLLB-3.3B, and present the results in Table 2 (results for surface-based metrics can be found in Appendix B.1). Similar to the results with LLMs, our approach consistently outperforms beam search and other reranking approaches. Compared to LLMs we observe that MMT models perform better in the en→x pairs while they underperform in the nl→en and de→fr pairs.⁴ The gap between our approach and QE-reranking is slightly smaller in the case of MT models, which we attribute to the limited diversity of the generated candidates. We test this hypothesis in Section 6.3.

6 Analysis of Results

6.1 Role of the Candidate Pool Size

In the above experiments, we generated 5 candidate translations, for efficiency reasons. We now study the influence of the number of candidates on the relative scores of QE-fusion vs. the other methods, using here the XGLM-2.9B LLM (Lin et al., 2022). We progressively sample larger candidate pools, from 5 to 200 candidates, and present in Figure 3 the BLEURT scores of our approach compared to QE-reranking using COMETKIWI and to MBR using either COMET or BLEU as the utility function. Additionally, we compare with an *oracle* reranking approach that has access to the reference translation, using COMET (Rei et al., 2020) as the comparison metric. QE-fusion consistently outperforms reranking approaches across all sizes of candidate pools. Moreover, QE-fusion even matches the performance of the oracle method (COMET oracle) for pool sizes of 5, 10 and 25 candidates.

6.2 Novelty of Outputs from QE-fusion

As the previous experiment may suggest that QE-fusion has a similar effect as the use of larger candidate pools with reranking methods, we examine

⁴We do not provide results for the zh→en pair as the NLLB models produce degenerate outputs, probably due to the presence of English characters in the Chinese sentences of the WMT22 test set, a problem also mentioned by other researchers <https://discuss.huggingface.co/t/nllb-3-3b-poor-translations-from-chinese-to-english/27695>.

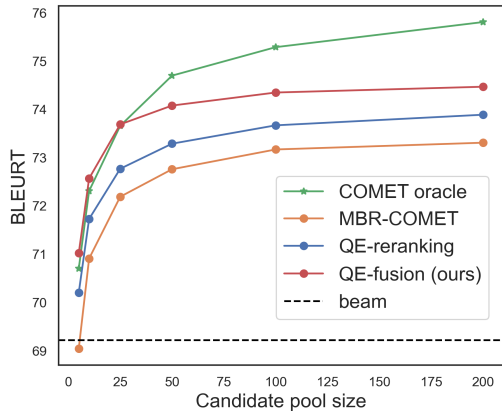


Figure 3: BLEURT scores of QE-fusion and other methods over pools of candidates of increasing sizes from the XGLM-2.9B LLM. QE-fusion outperforms reranking approaches and is comparable to the COMET-reranking *oracle* for pools of up to 25 candidates.

here the novelty of the synthesized candidates, by counting how many times the output of QE-fusion is also found in a larger pool. For a pool of p candidates given to QE-fusion, we measure how frequently an exact match of the output of QE-fusion can be found in larger pools of size $q \geq p$, where p and q are in $\{5, 10, 25, 50, 100, 200\}$.

The results, presented in Figure 4, reveal that even with a small pool of 5 candidates, more than 50% of the outputs of QE-fusion would not have been generated by the LLM, even when sampling 40 times more candidates (200). The percentage of identical (or non-novel) candidates decreases as the pool grows, due to the variations of candidates provided by larger pools.

When candidates generated by QE-fusion are present in the original pool, our method coincides with QE-reranking in such cases. The frequency of these cases is given by the leftmost bar at each point (pool size) on the x-axis. We observe that our approach defaults to QE-reranking less than 40% of the time for a pool of size 5 (leftmost bar) and this value drops to 20% as the pool grows to 200.

6.3 Impact of Candidate Diversity on Quality

By construction, QE-fusion benefits from the diversity of candidates, as this allows for an increased number of divergent spans, as illustrated in Figure 2. In this section, we explore the effect of diversity on both QE-fusion and QE-reranking, for LLMs and MT models.

To increase the diversity of the pool of candidate translations, we adjust the temperature parameter

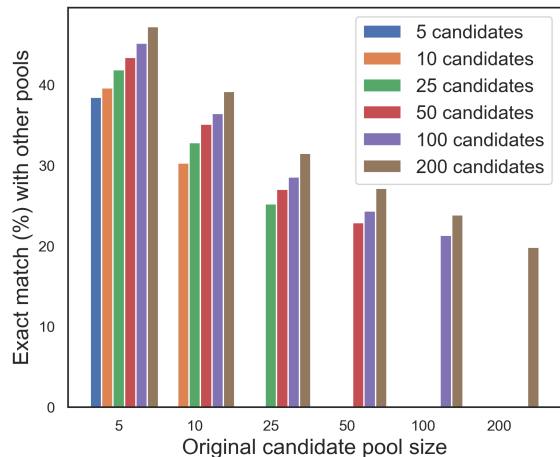


Figure 4: Frequencies at which outputs produced by QE-fusion appear in larger candidate pools sampled from XGLM-2.9B. Results show that, in at least half of the cases, QE-fusion synthesizes novel candidates that the model would not generate otherwise.

during decoding but keep constant all other generation parameters, such as ϵ for epsilon sampling and p for nucleus sampling. A higher temperature results in token probability distributions that are more uniform, thus increasing the stochasticity of sampling and consequently the diversity of the candidate pool. Here, we measure this diversity by the number of unique n-grams ($n=4$) present in the candidate pool averaged over all sentences. Figure 5 presents the translation quality (BLEURT scores) and diversity of the pool as a function of the temperature for XGLM-2.9B and NLLB-1.3B with the English-to-German pair, for QE-reranking vs. QE-fusion. Additional experiments using COMET scores and other diversity measures are given in the Appendix (Figure 7) and show similar trends.

Increasing the temperature leads to an expected rise in diversity. The rise is higher for XGLM-2.9B than for NLLB-1.3B, illustrating the fact that LLMs generate more diverse outputs, likely due to their general-domain language pretraining compared to the task-specific training of NMT models. Nevertheless, generating too diverse candidates due to high temperatures results in a noticeable drop in performance to the right side of the upper graph. The gap between QE-fusion and QE-reranking slightly widens as diversity increases, indicating the ability of our approach to leverage alternative spans. The optimal performance is achieved using a temperature in the $[0.4, 0.6]$ interval.

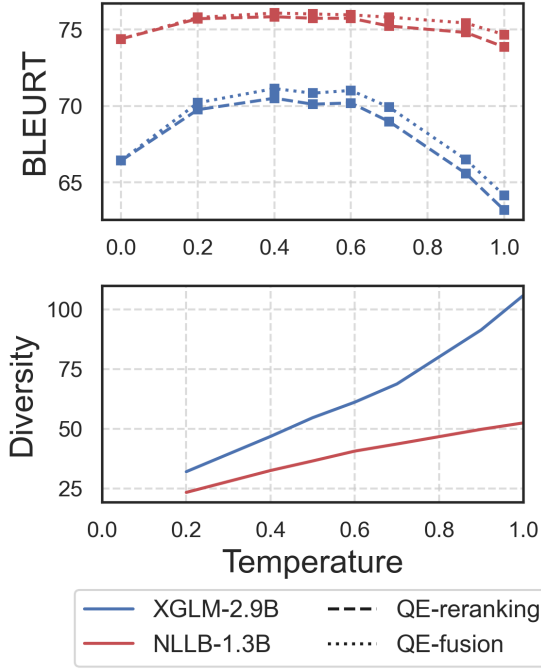


Figure 5: Effect of temperature on the diversity of the pool (below) and its resulting impact on translation performance (above) using LLMs and NMT models for en→de translation.

6.4 Computing Time

In Section 6.1 we presented the scaling laws of our approach vs. reranking approaches in terms of performance. However, computing time is a crucial factor, particularly as the candidate pool grows. As previously mentioned, QE-reranking exhibits the advantage of linear scaling with the number N of candidates, while Minimum Bayes Risk (MBR) methods require $N(N - 1)$ model calls for each sentence in the test set. In contrast, our approach demonstrates variable complexity that depends on pool diversity and the presence of alternative spans.

To compare empirically the complexity of our approach with reranking ones, we measure their runtime for the English-to-German WMT22 data, containing 2,037 sentences. All experiments were executed on a single Nvidia A40 with 40 GB memory, using a batch size of 400 samples. As depicted in Figure 6 on a logarithmic scale, QE-reranking scales linearly with the candidate pool size, while MBR exhibits quadratic scaling (as expected from above). Interestingly, our approach also exhibits linear scaling with the number of candidates but with a factor of $\times 5$ compared to QE-reranking. Notably, our approach yields similar runtimes com-

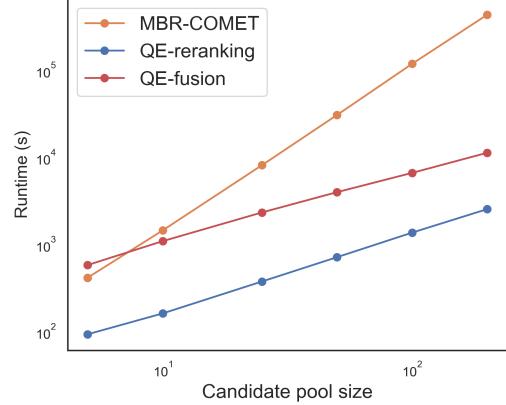


Figure 6: Runtimes (in seconds) for different pool sizes for the en→de WMT22 test set.

pared to MBR for 5 and 10 candidates.

We have implemented specific optimizations, including caching precomputed scores and batching inputs, to reduce runtime (details in Appendix A.1). These optimization techniques were uniformly applied to all methods to ensure a fair comparison. We leave further optimizations such as pruning (Cheng and Vlachos, 2023) for future work.

6.5 Comparison to Post-editing Approaches

Recently, due to the large scale of LLMs and their often restricted accessibility, novel approaches have emerged to enhance their predictions without direct access to the models. Analogous to reranking methodologies, the core concept involves generating predictions from the model and subsequently training another, more compact model to merge them (Vernikos et al., 2023; Jiang et al., 2023b). While these approaches have demonstrated effectiveness for natural language generation tasks, their application to cross-lingual tasks, such as MT, remains unexplored.

We compare QE-fusion against the post-editing approach of Vernikos et al. (2023) adapted for MT. Following their methodology, we design a corrector module, named LMCOR, which is a T5-base model (Raffel et al., 2020) that refines the predictions generated by an LLM. To construct the training dataset, we sample 5 translation candidates from XGLM-2.9B for each source sentence, over a set of 100k sentences from the News Commentary v12 corpus.⁵ We fine-tune the T5-base to produce the target sentence when being provided with the

⁵www.statmt.org/wmt17/translation-task.html

Model	BLEU	COMET
T5 (FT)	21.61	72.44
XGLM-2.9B (ICL)	17.95	74.51
+ LMCOR	22.85	75.40
+ QE-fusion	19.39	81.62

Table 3: Translation performance on the WMT22 en→de test set. We compare QE-fusion against standard fine-tuning (FT), in-context learning (ICL), and training a corrector (LMCOR).

source sentence and the 5 candidates generated by the LLM. At test time, we sample 5 candidates from XGLM and feed them to both LMCOR and QE-fusion. Additionally, we include the results of a T5-base model fine-tuned for MT on the same dataset, without the additional input of the candidates.

The results presented in Table 3 indicate that the corrector effectively enhances results compared to the fine-tuned T5 and in-context learning (using greedy search) in terms of BLEU and COMET. However, QE-fusion achieves a significant improvement of over 6 points in terms of COMET, albeit trailing in terms of BLEU. This underscores the limitations of surface-based metrics and emphasizes that higher BLEU scores may be attained with models specifically trained for MT, capable of mimicking the translation style inherent in the training data. This observation aligns with the discernible difference in BLEU scores between LLMs and MT models given in Appendix B.1.

7 Conclusion

In this work, we introduced QE-fusion, a novel approach that leverages the complementary nature of generated candidates to synthesize an improved translation based on quality estimation metrics. We evaluate our approach on five language pairs using both LLMs and multilingual MT models. The results of our experiments consistently demonstrate the superiority of QE-Fusion over traditional methods such as beam search, as well as established reranking approaches like Minimum Bayes Risk (MBR) and QE-reranking.

Our analysis reveals that the benefits of QE-fusion are particularly pronounced for LLMs, capitalizing on their enhanced capability to generate diverse outputs. Notably, our approach maintains its superiority when the number of candidates increases, highlighting its scalability. Additionally, we explore the empirical time complexity of QE-

fusion, revealing a linear relationship with the number of candidates.

The use of external knowledge in the form of metrics significantly enhances the performance of MT systems, offering a promising avenue for addressing targeted phenomena such as hallucinations (Guerreiro et al., 2023a) or context-specific errors (Vernikos et al., 2022). Importantly, the versatility of our fusion approach extends its applicability beyond MT, to any language generation task with available metrics. Even in the absence of dedicated metrics, QE-fusion seamlessly integrates with various reward models, such as those obtained by Reinforcement Learning from Human Feedback (RLHF) (Ouyang et al., 2022), demonstrating its potential to increase the performance of LLMs across diverse applications.

Acknowledgments

We are grateful for their support to the Swiss National Science Foundation (DOMAT grant n. 175693, On-demand Knowledge for Document-level Machine Translation), to Armassuisse (UNISUB project), and to the Institute for ICT at HEIG-VD.

References

- Rachel Bawden and François Yvon. 2023. [Investigating the translation performance of a large multilingual language model: the case of BLOOM](#). In *Proceedings of the 24th Annual Conference of the European Association for Machine Translation*, pages 157–170.
- Shruti Bhosale, Kyra Yee, Sergey Edunov, and Michael Auli. 2020. [Language models not just for pre-training: Fast online neural noisy channel modeling](#). In *Proceedings of the Fifth Conference on Machine Translation*, pages 584–593. Association for Computational Linguistics.
- Peter F. Brown, Stephen A. Della Pietra, Vincent J. Della Pietra, and Robert L. Mercer. 1993. [The mathematics of statistical machine translation: Parameter estimation](#). *Computational Linguistics*, 19(2):263–311.
- Antoine Chaffin, Vincent Claveau, and Ewa Kijak. 2022. [PPL-MCTS: Constrained textual generation through discriminator-guided MCTS decoding](#). In *Proceedings of the 2022 Conference of the North American Chapter of the Association for Computational Linguistics: Human Language Technologies*, pages 2953–2967, Seattle, United States.
- Julius Cheng and Andreas Vlachos. 2023. [Faster minimum Bayes risk decoding with confidence-based pruning](#). In *Proceedings of the 2023 Conference on Empirical Methods in Natural Language Processing*, pages 12473–12480.
- Aakanksha Chowdhery, Sharan Narang, Jacob Devlin, Maarten Bosma, Gaurav Mishra, Adam Roberts, Paul Barham, Hyung Won Chung, Charles Sutton, Sebastian Gehrmann, Parker Schuh, Kensen Shi, Sasha Tsvyashchenko, Joshua Maynez, Abhishek Rao, Parker Barnes, Yi Tay, Noam Shazeer, Vinodkumar Prabhakaran, Emily Reif, Nan Du, Ben Hutchinson, Reiner Pope, James Bradbury, Jacob Austin, Michael Isard, Guy Gur-Ari, Pengcheng Yin, Toju Duke, Anselm Levskaya, Sanjay Ghemawat, Sunipa Dev, Henryk Michalewski, Xavier Garcia, Vedant Misra, Kevin Robinson, Liam Fedus, Denny Zhou, Daphne Ippolito, David Luan, Hyeontaek Lim, Barret Zoph, Alexander Spiridonov, Ryan Sepassi, David Dohan, Shivani Agrawal, Mark Omernick, Andrew M. Dai, Thanumalayan Sankaranarayanan Pilla, Marie Pellat, Aitor Lewkowycz, Erica Moreira, Rewon Child, Oleksandr Polozov, Katherine Lee, Zongwei Zhou, Xuezhi Wang, Brennan Saeta, Mark Diaz, Orhan Firat, Michele Catasta, Jason Wei, Kathy Meier-Hellstern, Douglas Eck, Jeff Dean, Slav Petrov, and Noah Fiedel. 2023. [Palm: Scaling language modeling with pathways](#). *Journal of Machine Learning Research*, 24(240):1–113.
- Bryan Eikema and Wilker Aziz. 2020. [Is MAP decoding all you need? the inadequacy of the mode in neural machine translation](#). In *Proceedings of the 28th International Conference on Computational Linguistics*, pages 4506–4520.
- Bryan Eikema and Wilker Aziz. 2022. [Sampling-based approximations to minimum Bayes risk decoding for neural machine translation](#). In *Proceedings of the 2022 Conference on Empirical Methods in Natural Language Processing*, pages 10978–10993.
- António Farinhas, José de Souza, and Andre Martins. 2023. [An empirical study of translation hypothesis ensembling with large language models](#). In *Proceedings of the 2023 Conference on Empirical Methods in Natural Language Processing*, pages 11956–11970, Singapore.
- Patrick Fernandes, António Farinhas, Ricardo Rei, José G. C. de Souza, Perez Ogayo, Graham Neubig, and Andre Martins. 2022. [Quality-aware decoding for neural machine translation](#). In *Proceedings of the 2022 Conference of the North American Chapter of the Association for Computational Linguistics: Human Language Technologies*, pages 1396–1412.
- Mara Finkelstein, Subhajt Naskar, Mehdi Mirzazadeh, Apurva Shah, and Markus Freitag. 2023. [Mbr and qe finetuning: Training-time distillation of the best and most expensive decoding methods](#).
- Markus Freitag, Isaac Caswell, and Scott Roy. 2019. [APE at scale and its implications on MT evaluation biases](#). In *Proceedings of the Fourth Conference on Machine Translation (Volume 1: Research Papers)*, pages 34–44.
- Markus Freitag, George Foster, David Grangier, Viresh Ratnakar, Qijun Tan, and Wolfgang Macherey. 2021a. [Experts, Errors, and Context: A Large-Scale Study of Human Evaluation for Machine Translation](#). *Transactions of the Association for Computational Linguistics*, 9:1460–1474.
- Markus Freitag, Behrooz Ghorbani, and Patrick Fernandes. 2023. [Epsilon sampling rocks: Investigating sampling strategies for minimum bayes risk decoding for machine translation](#).
- Markus Freitag, David Grangier, Qijun Tan, and Bowen Liang. 2022a. [High quality rather than high model probability: Minimum Bayes risk decoding with neural metrics](#). *Transactions of the Association for Computational Linguistics*, 10:811–825.
- Markus Freitag, Ricardo Rei, Nitika Mathur, Chi-kiu Lo, Craig Stewart, Eleftherios Avramidis, Tom Kocmi, George Foster, Alon Lavie, and André F. T. Martins. 2022b. [Results of WMT22 metrics shared task: Stop using BLEU – neural metrics are better and more robust](#). In *Proceedings of the Seventh Conference on Machine Translation (WMT)*, pages 46–68.
- Markus Freitag, Ricardo Rei, Nitika Mathur, Chi-kiu Lo, Craig Stewart, George Foster, Alon Lavie, and Ondřej Bojar. 2021b. [Results of the WMT21 metrics shared task: Evaluating metrics with expert-based human evaluations on TED and news domain](#). In *Proceedings of the Sixth Conference on Machine Translation*, pages 733–774.

- Xavier Garcia, Yamini Bansal, Colin Cherry, George Foster, Maxim Krikun, Melvin Johnson, and Orhan Firat. 2023. The unreasonable effectiveness of few-shot learning for machine translation. In *Proceedings of the 40th International Conference on Machine Learning*, ICML'23.
- Vaibhava Goel and William J Byrne. 2000. Minimum bayes-risk automatic speech recognition. *Computer Speech & Language*, 14(2):115–135.
- Nuno M. Guerreiro, Duarte M. Alves, Jonas Waldendorf, Barry Haddow, Alexandra Birch, Pierre Colombo, and André F. T. Martins. 2023a. Hallucinations in Large Multilingual Translation Models. *Transactions of the Association for Computational Linguistics*, 11:1500–1517.
- Nuno M. Guerreiro, Elena Voita, and André Martins. 2023b. Looking for a needle in a haystack: A comprehensive study of hallucinations in neural machine translation. In *Proceedings of the 17th Conference of the European Chapter of the Association for Computational Linguistics*, pages 1059–1075, Dubrovnik, Croatia.
- Caglar Gulcehre, Tom Le Paine, Srivatsan Srinivasan, Ksenia Konyushkova, Lotte Weerts, Abhishek Sharma, Aditya Siddhant, Alex Ahern, Miaosen Wang, Chenjie Gu, Wolfgang Macherey, Arnaud Doucet, Orhan Firat, and Nando de Freitas. 2023. Reinforced self-training (rest) for language modeling.
- Amr Hendy, Mohamed Abdelrehim, Amr Sharaf, Vikas Raunak, Mohamed Gabr, Hitokazu Matsushita, Young Jin Kim, Mohamed Afify, and Hany Hassan Awadalla. 2023. How good are gpt models at machine translation? a comprehensive evaluation.
- John Hewitt, Christopher Manning, and Percy Liang. 2022. Truncation sampling as language model desmoothing. In *Findings of the Association for Computational Linguistics: EMNLP 2022*, pages 3414–3427.
- Ari Holtzman, Jan Buys, Li Du, Maxwell Forbes, and Yejin Choi. 2020. The curious case of neural text de-generation. In *International Conference on Learning Representations*.
- Albert Q. Jiang, Alexandre Sablayrolles, Arthur Mensch, Chris Bamford, Devendra Singh Chaplot, Diego de las Casas, Florian Bressand, Gianna Lengyel, Guillaume Lample, Lucile Saulnier, Léo Renard Lavaud, Marie-Anne Lachaux, Pierre Stock, Teven Le Scao, Thibaut Lavril, Thomas Wang, Timothée Lacroix, and William El Sayed. 2023a. Mistral 7b.
- Dongfu Jiang, Xiang Ren, and Bill Yuchen Lin. 2023b. LLM-blender: Ensembling large language models with pairwise ranking and generative fusion. In *Proceedings of the 61st Annual Meeting of the Association for Computational Linguistics (Volume 1: Long Papers)*, pages 14165–14178, Toronto, Canada.
- Yuu Jinnai, Tetsuro Morimura, and Ukyo Honda. 2023. On the depth between beam search and exhaustive search for text generation.
- Tom Kocmi, Christian Federmann, Roman Grundkiewicz, Marcin Junczys-Dowmunt, Hitokazu Matsushita, and Arul Menezes. 2021. To ship or not to ship: An extensive evaluation of automatic metrics for machine translation. In *Proceedings of the Sixth Conference on Machine Translation*, pages 478–494.
- Philipp Koehn and Rebecca Knowles. 2017. Six challenges for neural machine translation. In *Proceedings of the First Workshop on Neural Machine Translation*, pages 28–39.
- Shankar Kumar and William Byrne. 2002. Minimum bayes-risk word alignments of bilingual texts. In *Proceedings of the ACL-02 Conference on Empirical Methods in Natural Language Processing - Volume 10*, EMNLP '02, page 140–147.
- Shankar Kumar and William Byrne. 2004. Minimum Bayes-risk decoding for statistical machine translation. In *Proceedings of the Human Language Technology Conference of the North American Chapter of the Association for Computational Linguistics: HLT-NAACL 2004*, pages 169–176.
- Rémi Leblond, Jean-Baptiste Alayrac, Laurent Sifre, Miruna Pislari, Lespiau Jean-Baptiste, Ioannis Antonoglou, Karen Simonyan, and Oriol Vinyals. 2021. Machine translation decoding beyond beam search. In *Proceedings of the 2021 Conference on Empirical Methods in Natural Language Processing*, pages 8410–8434.
- Xi Victoria Lin, Todor Mihaylov, Mikel Artetxe, Tianlu Wang, Shuohui Chen, Daniel Simig, Myle Ott, Naman Goyal, Shrutit Bhosale, Jingfei Du, Ramakanth Pasunuru, Sam Shleifer, Punit Singh Koura, Vishrav Chaudhary, Brian O'Horo, Jeff Wang, Luke Zettlemoyer, Zornitsa Kozareva, Mona Diab, Veselin Stoyanov, and Xian Li. 2022. Few-shot learning with multilingual generative language models. In *Proceedings of the 2022 Conference on Empirical Methods in Natural Language Processing*, pages 9019–9052.
- Jiacheng Liu, Andrew Cohen, Ramakanth Pasunuru, Yejin Choi, Hannaneh Hajishirzi, and Asli Celikyilmaz. 2023. Don't throw away your value model! making ppo even better via value-guided monte-carlo tree search decoding.
- Ximing Lu, Sean Welleck, Peter West, Liwei Jiang, Jungo Kasai, Daniel Khashabi, Ronan Le Bras, Lianhui Qin, Youngjae Yu, Rowan Zellers, Noah A. Smith, and Yejin Choi. 2022. NeuroLogic a*esque decoding: Constrained text generation with lookahead heuristics. In *Proceedings of the 2022 Conference of the North American Chapter of the Association for Computational Linguistics: Human Language Technologies*, pages 780–799.

- Nitika Mathur, Timothy Baldwin, and Trevor Cohn. 2020. [Tangled up in BLEU: Reevaluating the evaluation of automatic machine translation evaluation metrics](#). In *Proceedings of the 58th Annual Meeting of the Association for Computational Linguistics*, pages 4984–4997.
- Nathan Ng, Kyra Yee, Alexei Baevski, Myle Ott, Michael Auli, and Sergey Edunov. 2019. [Facebook FAIR’s WMT19 news translation task submission](#). In *Proceedings of the Fourth Conference on Machine Translation (Volume 2: Shared Task Papers, Day 1)*, pages 314–319.
- NLLB Team, Marta R. Costa-jussà, James Cross, Onur Çelebi, Maha Elbayad, Kenneth Heafield, Kevin Heffernan, Elahe Kalbassi, Janice Lam, Daniel Licht, Jean Maillard, Anna Sun, Skyler Wang, Guillaume Wenzek, Al Youngblood, Bapi Akula, Loic Barrault, Gabriel Mejia Gonzalez, Prangthip Hansanti, John Hoffman, Semarley Jarrett, Kaushik Ram Sadagopan, Dirk Rowe, Shannon Spruit, Chau Tran, Pierre Andrews, Necip Fazil Ayan, Shruti Bhosale, Sergey Edunov, Angela Fan, Cynthia Gao, Vedanuj Goswami, Francisco Guzmán, Philipp Koehn, Alexandre Mourachko, Christophe Ropers, Safiyyah Saleem, Holger Schwenk, and Jeff Wang. 2022. [No language left behind: Scaling human-centered machine translation](#).
- Myle Ott, Michael Auli, David Grangier, and Marc’Aurelio Ranzato. 2018. [Analyzing uncertainty in neural machine translation](#). In *International Conference on Machine Learning*.
- Long Ouyang, Jeffrey Wu, Xu Jiang, Diogo Almeida, Carroll Wainwright, Pamela Mishkin, Chong Zhang, Sandhini Agarwal, Katarina Slama, Alex Gray, John Schulman, Jacob Hilton, Fraser Kelton, Luke Miller, Maddie Simens, Amanda Askell, Peter Welinder, Paul Christiano, Jan Leike, and Ryan Lowe. 2022. [Training language models to follow instructions with human feedback](#). In *Advances in Neural Information Processing Systems*.
- Kishore Papineni, Salim Roukos, Todd Ward, and Wei-Jing Zhu. 2002. [BLEU: a method for automatic evaluation of machine translation](#). In *Proceedings of the 40th Annual Meeting of the Association for Computational Linguistics*, pages 311–318.
- Maja Popović. 2015. [chrF: character n-gram F-score for automatic MT evaluation](#). In *Proceedings of the Tenth Workshop on Statistical Machine Translation*, pages 392–395.
- Colin Raffel, Noam Shazeer, Adam Roberts, Katherine Lee, Sharan Narang, Michael Matena, Yanqi Zhou, Wei Li, and Peter J. Liu. 2020. Exploring the limits of transfer learning with a unified text-to-text transformer. *J. Mach. Learn. Res.*, 21(1).
- Tharindu Ranasinghe, Constantin Orasan, and Ruslan Mitkov. 2020. [TransQuest: Translation quality estimation with cross-lingual transformers](#). In *Proceedings of the 28th International Conference on Computational Linguistics*, pages 5070–5081.
- Ricardo Rei, José G. C. de Souza, Duarte Alves, Chrysoula Zerva, Ana C Farinha, Taisiya Glushkova, Alon Lavie, Luisa Coheur, and André F. T. Martins. 2022a. [COMET-22: Unbabel-IST 2022 submission for the metrics shared task](#). In *Proceedings of the Seventh Conference on Machine Translation (WMT)*, pages 578–585.
- Ricardo Rei, Ana C Farinha, Chrysoula Zerva, Daan van Stigt, Craig Stewart, Pedro Ramos, Taisiya Glushkova, André F. T. Martins, and Alon Lavie. 2021. [Are references really needed? unbabel-IST 2021 submission for the metrics shared task](#). In *Proceedings of the Sixth Conference on Machine Translation*, pages 1030–1040.
- Ricardo Rei, Craig Stewart, Ana C Farinha, and Alon Lavie. 2020. [COMET: A neural framework for MT evaluation](#). In *Proceedings of the 2020 Conference on Empirical Methods in Natural Language Processing (EMNLP)*, pages 2685–2702.
- Ricardo Rei, Marcos Treviso, Nuno M. Guerreiro, Chrysoula Zerva, Ana C Farinha, Christine Maroti, José G. C. de Souza, Taisiya Glushkova, Duarte Alves, Luisa Coheur, Alon Lavie, and André F. T. Martins. 2022b. [CometKiwi: IST-unbabel 2022 submission for the quality estimation shared task](#). In *Proceedings of the Seventh Conference on Machine Translation (WMT)*, pages 634–645.
- Thibault Sellam, Dipanjan Das, and Ankur Parikh. 2020. [BLEURT: Learning robust metrics for text generation](#). In *Proceedings of the 58th Annual Meeting of the Association for Computational Linguistics*, pages 7881–7892.
- Felix Stahlberg and Bill Byrne. 2019. [On NMT search errors and model errors: Cat got your tongue?](#) In *Proceedings of the 2019 Conference on Empirical Methods in Natural Language Processing and the 9th International Joint Conference on Natural Language Processing (EMNLP-IJCNLP)*, pages 3356–3362.
- Brian Thompson and Matt Post. 2020. [Automatic machine translation evaluation in many languages via zero-shot paraphrasing](#). In *Proceedings of the 2020 Conference on Empirical Methods in Natural Language Processing (EMNLP)*, pages 90–121.
- Christian Tomani, David Vilar, Markus Freitag, Colin Cherry, Subhjit Naskar, Mara Finkelstein, and Daniel Cremers. 2023. [Quality control at your fingertips: Quality-aware translation models](#).
- Hugo Touvron, Louis Martin, Kevin Stone, Peter Albert, Amjad Almahairi, Yasmine Babaei, Nikolay Bashlykov, Soumya Batra, Prajjwal Bhargava, Shruti Bhosale, Dan Bikel, Lukas Blecher, Cristian Canton Ferrer, Moya Chen, Guillem Cucurull, David Esibou, Jude Fernandes, Jeremy Fu, Wenyin Fu, Brian Fuller, Cynthia Gao, Vedanuj Goswami, Naman Goyal, Anthony Hartshorn, Saghar Hosseini, Rui Hou, Hakan

- Inan, Marcin Kardas, Viktor Kerkez, Madian Khabsa, Isabel Kloumann, Artem Korenev, Punit Singh Koura, Marie-Anne Lachaux, Thibaut Lavril, Jenya Lee, Diana Liskovich, Yinghai Lu, Yuning Mao, Xavier Martinet, Todor Mihaylov, Pushkar Mishra, Igor Molybog, Yixin Nie, Andrew Poulton, Jeremy Reizenstein, Rashi Rungta, Kalyan Saladi, Alan Schelten, Ruan Silva, Eric Michael Smith, Ranjan Subramanian, Xiaoqing Ellen Tan, Binh Tang, Ross Taylor, Adina Williams, Jian Xiang Kuan, Puxin Xu, Zheng Yan, Iliyan Zarov, Yuchen Zhang, Angela Fan, Melanie Kambadur, Sharan Narang, Aurelien Rodriguez, Robert Stojnic, Sergey Edunov, and Thomas Scialom. 2023. [Llama 2: Open foundation and fine-tuned chat models](#).
- Giorgos Vernikos, Arthur Bražinskas, Jakub Adamek, Jonathan Mallinson, Aliaksei Severyn, and Eric Malmi. 2023. [Small language models improve giants by rewriting their outputs](#).
- Giorgos Vernikos, Brian Thompson, Prashant Mathur, and Marcello Federico. 2022. [Embarrassingly easy document-level MT metrics: How to convert any pretrained metric into a document-level metric](#). In *Proceedings of the Seventh Conference on Machine Translation (WMT)*, pages 118–128.
- Ashwin K Vijayakumar, Michael Cogswell, Ramprasaath R. Selvaraju, Qing Sun, Stefan Lee, David Crandall, and Dhruv Batra. 2017. [Diverse beam search: Decoding diverse solutions from neural sequence models](#).
- Elena Voita, Rico Sennrich, and Ivan Titov. 2019. [Context-aware monolingual repair for neural machine translation](#). In *Proceedings of the 2019 Conference on Empirical Methods in Natural Language Processing and the 9th International Joint Conference on Natural Language Processing (EMNLP-IJCNLP)*, pages 877–886.
- Xiangpeng Wei, Haoran Wei, Huan Lin, Tianhao Li, Pei Zhang, Xingzhang Ren, Mei Li, Yu Wan, Zhiwei Cao, Binbin Xie, Tianxiang Hu, Shangjie Li, Binyuan Hui, Bowen Yu, Dayiheng Liu, Baosong Yang, Fei Huang, and Jun Xie. 2023. [PolyLM: An open source polyglot large language model](#).
- Sean Welleck, Ximing Lu, Peter West, Faeze Brahman, Tianxiao Shen, Daniel Khashabi, and Yejin Choi. 2023. [Generating sequences by learning to self-correct](#). In *The Eleventh International Conference on Learning Representations*.
- Haoran Xu, Young Jin Kim, Amr Sharaf, and Hany Hassan Awadalla. 2023. [A paradigm shift in machine translation: Boosting translation performance of large language models](#).
- Kyra Yee, Yann Dauphin, and Michael Auli. 2019. [Simple and effective noisy channel modeling for neural machine translation](#). In *Proceedings of the 2019 Conference on Empirical Methods in Natural Language Processing and the 9th International Joint Conference on Natural Language Processing (EMNLP-IJCNLP)*, pages 5696–5701, Hong Kong, China.
- Chrysoula Zerva, Frédéric Blain, Ricardo Rei, Piyawat Lertvittayakumjorn, José G. C. de Souza, Steffen Eger, Diptesh Kanojia, Duarte Alves, Constantin Orăsan, Marina Fomicheva, André F. T. Martins, and Lucia Specia. 2022. [Findings of the WMT 2022 shared task on quality estimation](#). In *Proceedings of the Seventh Conference on Machine Translation (WMT)*, pages 69–99.
- Tianyi Zhang, Varsha Kishore, Felix Wu, Kilian Q. Weinberger, and Yoav Artzi. 2020. [BERTScore: Evaluating text generation with BERT](#). In *International Conference on Learning Representations*.
- Wenhao Zhu, Hongyi Liu, Qingxiu Dong, Jingjing Xu, Shujian Huang, Lingpeng Kong, Jiajun Chen, and Lei Li. 2023. [Multilingual machine translation with large language models: Empirical results and analysis](#).

A Appendix

A.1 Implementation Optimizations

While Algorithm 1 outlines the concept of fusing candidates, we introduce specific modifications to enhance efficiency. Firstly, to mitigate the computationally expensive calls to the QE model, we parallelize the exploration of all sentences in the test set, resembling a batched beam search. By doing so, we reduce the overall number of calls to the model⁶ by utilizing a larger batch. Additionally, we implement a hash table to track previously generated candidates, ensuring that we do not compute scores for the same sentence twice. Lastly, we incorporate an early exit mechanism, removing sentences for which no pending pseudo-generation step exists. These optimizations significantly impact the time complexity of our algorithm, which we empirically demonstrate to scale linearly with the number of candidates in Section 6.4.

B Additional Results

B.1 Results with Surface-based Metrics

We provide the results of surface-based metrics, like BLEU and ChrF, for LLMs in Table 4. The overall performance trends align with those of neural-based metrics, indicating that larger models consistently achieve higher scores. Once again, QE-fusion consistently surpasses reranking approaches. However, regarding surface-based metrics, beam search or greedy decoding frequently emerge as the top-performing methods, with our approach securing the second position.

The outputs of beam search often exhibit predictability, while sampling introduces a layer of creativity to translations. Unfortunately, surface-based metrics struggle to account for nuances like synonyms or significant restructuring, leading to potential penalties for such translations. This limitation has contributed to a decline in the popularity of surface-based metrics within the MT community. Nevertheless, even among traditional MT metrics, our approach outperforms all other sampling-based methods, showcasing its superiority in enhancing translation quality.

Table 5 presents BLEU and ChrF scores for the NLLB models. Firstly, we observe that the NMT models perform significantly better than the LLMs in terms of surface-based metrics. This re-

⁶The number of calls depends on the number of differing spans

sults is consistent with similar findings in the literature (Chowdhery et al., 2023; Hendy et al., 2023; Zhu et al., 2023). Notably, the trend differs slightly compared to LLMs, as methods like QE-reranking and MBR score higher in terms of surface-based metrics, particularly for the high-resource pairs en→de and en→ru. This divergence can be attributed, once again, to the limited diversity in translations generated by MT models, even when employing sampling methods that are favored by surface-based metrics. Conversely, our approach facilitates more creative translations, potentially penalized by these metrics. Nevertheless, for pairs where MT models perform worse, such as nl→en and de→fr, QE-fusion consistently outperforms reranking approaches and occasionally even beam search.

B.2 Results using XGLM-1.7B

Table 6 presents the translation results for the smaller 1.7B version of XGLM. The overall trend aligns with other LLMs, showcasing our approach’s substantial performance gains over reranking methods. However, in the zh→en language pair, the model exhibits pronounced hallucinations during sampling, leading to degenerate translations. This behavior is attributed to the model’s sensitivity to the presence of English tokens in Chinese sentences. Consequently, our approach underperforms compared to beam search for this specific pair.

Considering the availability of the more effective PolyLM with the same parameter count as XGLM-1.7B and the challenges observed during Chinese-to-English translation, we opted not to include these specific results in the main paper.

B.3 Additional Results regarding Diversity and Quality

In Figure 7, we present additional results showcasing the impact of temperature on translation performance and pool diversity. Specifically, we evaluate translation quality in terms of COMET, demonstrating similar results as in Section 6.3. Higher temperatures enhance the results of both QE-reranking and QE-fusion but excessively high temperature values lead to a drop in performance.

To measure diversity, we consider two additional metrics: the average number of unique candidates in the pool and semantic diversity, as introduced by

Method	LLM					
	PolyLM-1.7B	XGLM-2.9B	Llama2-7B	Mistral-7B	ALMA-7B	Llama2-13B
en→de						
Greedy	17.62 / 46.83	17.95 / 46.86	22.83 / 51.84	24.87 / 53.53	26.74 / 55.95	26.40 / 54.83
Beam	12.74 / 46.06	21.16 / 49.04	22.99 / 53.57	24.98 / 54.79	28.82 / 57.23	26.43 / 56.22
Sample	16.52 / 45.73	13.10 / 40.64	20.07 / 49.92	22.30 / 51.35	23.52 / 53.62	23.96 / 52.94
MBR-BLEU	19.11 / 47.85	18.40 / 46.88	22.26 / 51.26	23.78 / 52.84	25.97 / 55.21	25.39 / 54.04
MBR-COMET	18.94 / 48.22	17.65 / 46.84	22.37 / 51.95	24.18 / 53.40	25.91 / 55.64	25.27 / 54.45
QE-reranking	19.45 / 49.07	18.55 / 47.95	22.38 / 52.12	23.90 / 53.32	25.73 / 55.63	25.57 / 54.81
QE-fusion	20.40 / 50.27	19.39 / 49.11	23.17 / 52.95	24.26 / 54.17	25.94 / 56.02	26.08 / 55.49
en→ru						
Greedy	16.36 / 41.81	16.68 / 42.29	19.64 / 46.11	22.64 / 49.04	23.14 / 49.75	23.30 / 49.84
Beam	12.63 / 41.46	19.99 / 44.68	20.52 / 48.43	23.14 / 51.26	25.48 / 51.54	23.72 / 51.17
Sample	14.32 / 39.80	11.18 / 34.09	17.51 / 43.97	20.14 / 46.25	20.33 / 47.35	21.10 / 47.81
MBR-BLEU	17.42 / 42.31	16.38 / 41.20	19.51 / 45.85	22.27 / 48.24	22.77 / 49.25	22.76 / 49.14
MBR-COMET	16.84 / 42.77	15.31 / 40.92	19.12 / 46.09	21.81 / 48.55	22.07 / 49.52	22.67 / 49.59
QE-reranking	17.46 / 43.54	17.06 / 43.08	19.38 / 46.44	21.45 / 48.51	22.02 / 49.54	22.56 / 49.51
QE-fusion	18.32 / 44.89	17.34 / 43.95	20.04 / 47.32	22.06 / 49.44	22.43 / 50.30	22.90 / 50.24
zh→en						
Greedy	11.22 / 52.34	4.44 / 21.40	20.37 / 49.25	22.92 / 51.68	21.61 / 51.14	22.48 / 51.63
Beam	8.74 / 34.81	13.56 / 38.59	22.37 / 51.30	24.14 / 53.69	22.72 / 51.68	24.48 / 53.73
Sample	9.70 / 34.07	5.60 / 24.80	17.89 / 46.73	20.53 / 49.64	19.03 / 49.03	19.70 / 49.36
MBR-BLEU	11.20 / 36.60	8.93 / 31.87	19.98 / 49.01	22.39 / 51.70	20.87 / 50.79	21.98 / 51.41
MBR-COMET	10.85 / 36.23	8.73 / 32.24	19.17 / 48.67	21.76 / 51.43	20.35 / 80.40	21.42 / 51.34
QE-reranking	11.38 / 37.68	11.09 / 36.81	19.96 / 49.81	22.01 / 52.03	20.62 / 80.41	21.51 / 51.63
QE-fusion	12.46 / 39.36	11.58 / 37.64	20.44 / 50.72	22.31 / 52.63		21.70 / 52.02
nl→en						
Greedy	20.50 / 47.67	11.55 / 37.57	30.22 / 58.30	30.92 / 59.03	31.57 / 58.49	31.98 / 59.76
Beam	22.63 / 50.71	12.86 / 38.70	29.30 / 58.93	29.86 / 59.48	31.78 / 58.83	30.49 / 59.81
Sample	19.10 / 46.36	10.20 / 35.75	28.65 / 56.96	29.42 / 58.04	28.92 / 56.67	30.57 / 58.29
MBR-BLEU	20.99 / 48.51	12.06 / 38.38	30.05 / 58.06	30.38 / 58.70	30.42 / 57.67	31.40 / 59.28
MBR-COMET	20.90 / 48.81	11.42 / 38.10	29.94 / 58.20	30.46 / 58.84	30.39 / 58.05	31.36 / 59.41
QE-reranking	21.71 / 49.86	12.32 / 38.94	29.83 / 58.44	30.47 / 59.11	30.06 / 58.35	31.71 / 59.58
QE-fusion	22.64 / 50.93	12.89 / 39.87	30.11 / 58.74	30.76 / 59.24	30.13 / 58.49	30.86 / 59.30
de→fr						
Greedy	11.60 / 33.07	17.28 / 40.98	23.63 / 48.84	26.57 / 52.02	20.79 / 46.09	26.67 / 51.87
Beam	7.79 / 33.73	18.92 / 42.80	23.72 / 51.25	25.17 / 53.16	21.12 / 45.88	25.49 / 53.13
Sample	9.66 / 31.24	13.61 / 36.76	20.86 / 46.23	23.29 / 49.17	18.14 / 43.80	24.33 / 49.44
MBR-BLEU	12.15 / 34.57	16.45 / 40.93	23.14 / 48.45	25.54 / 51.05	20.37 / 45.83	26.19 / 51.31
MBR-COMET	11.82 / 34.52	16.08 / 41.08	22.81 / 48.62	25.31 / 51.46	19.92 / 45.81	25.97 / 51.68
QE-reranking	12.62 / 35.40	17.10 / 42.15	22.91 / 49.08	25.21 / 51.72	19.65 / 45.62	26.62 / 52.18
QE-fusion	13.18 / 36.31	18.10 / 43.24	23.55 / 50.01	25.36 / 52.26	20.76 / 46.90	26.71 / 52.70

Table 4: Translation performance in terms of BLEU / ChrF scores for various methods, language pairs, and sizes of LLMs. Dotted lines separate deterministic decoding from existing sampling-based methods and from our approach.

Farinhas et al. (2023):

$$1 - \frac{1}{N(N-1)} \sum_{\substack{i,j=1 \\ j \neq i}} u(y_j, y_i) \quad (1)$$

Here, y_j and y_i represent two different candidates in the pool. These diversity metrics exhibit similar trends to our lexical diversity findings, with diversity increasing as the temperature rises. Again, LLMs tend to produce more diverse outputs.

Multilingual NMT		
Method	NLLB-1.3B	NLLB-3.3B
en→de		
Greedy	32.04/59.16	33.31/60.49
Beam	33.69/60.92	34.07/61.82
Sample	29.80/57.71	30.42/58.51
MBR-BLEU	31.49/58.48	32.19/59.81
MBR-COMET	31.19/59.00	32.11/60.18
QE-reranking	31.01/59.26	31.68/60.10
QE-fusion	30.90/59.41	31.59/60.32
en→ru		
Greedy	27.58/53.37	29.12/54.71
Beam	29.14/54.86	30.12/55.96
Sample	25.86/52.14	27.22/53.16
MBR-BLEU	27.34/53.19	28.62/54.36
MBR-COMET	27.42/53.51	28.55/54.50
QE-reranking	27.18/53.55	28.20/54.46
QE-fusion	26.98/53.60	28.18/54.74
nl→en		
Greedy	23.07/51.46	25.12/52.99
Beam	24.09/52.71	25.03/53.71
Sample	22.45/50.97	24.12/52.10
MBR-BLEU	23.20/51.78	25.28/53.61
MBR-COMET	23.18/51.94	25.45/53.90
QE-reranking	24.27/53.02	26.06/55.16
QE-fusion	24.51/53.45	26.33/55.41
de→fr		
Greedy	19.24/42.82	23.79/47.23
Beam	20.73/44.39	25.83/49.66
Sample	16.93/40.60	19.92/43.49
MBR-BLEU	19.23/43.00	23.10/46.76
MBR-COMET	18.79/42.81	22.93/46.91
QE-reranking	19.17/43.28	23.69/47.72
QE-fusion	19.54/43.80	24.10/48.35

Table 5: Translation performance in terms of BLEU / ChrF scores for various methods, language pairs, and multilingual NMT models.

XGLM-1.7B				
Method	BLEU	ChrF	COMET	BLEURT
en→de				
Greedy	13.33	41.14	66.89	60.09
Beam	16.60	43.11	69.94	62.73
Sample	9.15	35.26	64.83	51.67
MBR-BLEU	13.46	41.09	71.45	59.34
MBR-COMET	12.83	40.89	76.23	63.11
QE-reranking	14.57	43.05	76.37	65.27
QE-fusion	15.13	44.07	77.45	66.39
en→ru				
Greedy	13.27	37.49	69.89	59.55
Beam	15.93	39.10	72.25	61.54
Sample	10.35	32.61	69.89	50.62
MBR-BLEU	13.59	37.68	75.04	58.27
MBR-COMET	13.05	37.74	79.76	61.19
QE-reranking	14.39	39.66	79.89	63.67
QE-fusion	15.14	40.95	80.96	64.93
zh→en				
Greedy	4.66	22.07	44.41	33.10
Beam	10.18	32.23	66.93	52.70
Sample	3.10	19.85	47.09	26.88
MBR-BLEU	4.78	24.97	52.68	33.95
MBR-COMET	5.03	25.64	56.86	35.09
QE-reranking	7.39	28.90	61.54	44.51
QE-fusion	7.77	29.84	62.68	45.51

Table 6: Translation performance of XGLM-1.7B for various methods and language pairs. Dotted lines separate deterministic decoding from existing sampling-based methods and from our approach.

	temperature=1.0	temperature=0.9	temperature=0.7	temperature=0.6	temperature=0.5	temperature=0.4	temperature=0.2
NLLB-1.3B w./ epsilon sampling $\epsilon = 0.02$							
QE-rerank	25.70/84.48/73.86	27.21/85.05/74.81	29.14/85.60/75.23	30.17/85.88/75.74	30.91/85.96/75.74	31.50/85.97/75.84	32.15/85.76/75.71
QE-fusion	26.08/85.22/74.67	27.68/85.67/75.43	29.24/86.04/75.81	30.22/86.18/75.96	30.92/86.26/76.02	31.69/86.22/76.08	32.41/85.89/75.79
XGLM-2.9B w./ nucleus sampling $p = 0.6$							
QE-rerank	11.76/74.49/63.20	13.49/76.76/65.59	17.43/80.00/68.98	18.55/80.75/70.00	19.06/81.06/70.12	19.64/81.20/70.51	19.31/80.62/69.76
QE-fusion	12.46/75.49/64.16	14.44/77.69/66.50	17.99/80.92/69.92	19.39/81.62/71.02	19.93/81.92/71.01	19.97/81.84/71.14	19.03/81.05/70.21

Table 7: Translation performance (BLEU/COMET/BLEURT) in En-De across various temperature values for a pool of 5 candidates.

	temp=1.0	temp=0.9	temp=0.7	temp=0.6	temp=0.5	temp=0.4	temp=0.2
NLLB-1.3B w./ epsilon sampling $\epsilon = 0.02$							
unique candidates	4.89	4.83	4.68	4.51	4.36	4.06	3.07
lexical diversity	52.42	49.73	43.58	40.61	36.48	32.48	23.31
semantic diversity	0.21	0.19	0.15	0.14	0.12	0.11	0.08
XGLM-2.9B w./ nucleus sampling $p = 0.9$							
unique candidate	4.99	4.97	4.89	4.81	4.68	4.48	3.59
lexical diversity	105.79	91.37	68.73	61.11	54.60	46.76	31.99
semantic diversity	0.54	0.50	0.38	0.33	0.28	0.23	0.15

Table 8: Pool diversity in En-De across various temperature values for a pool of 5 candidates.

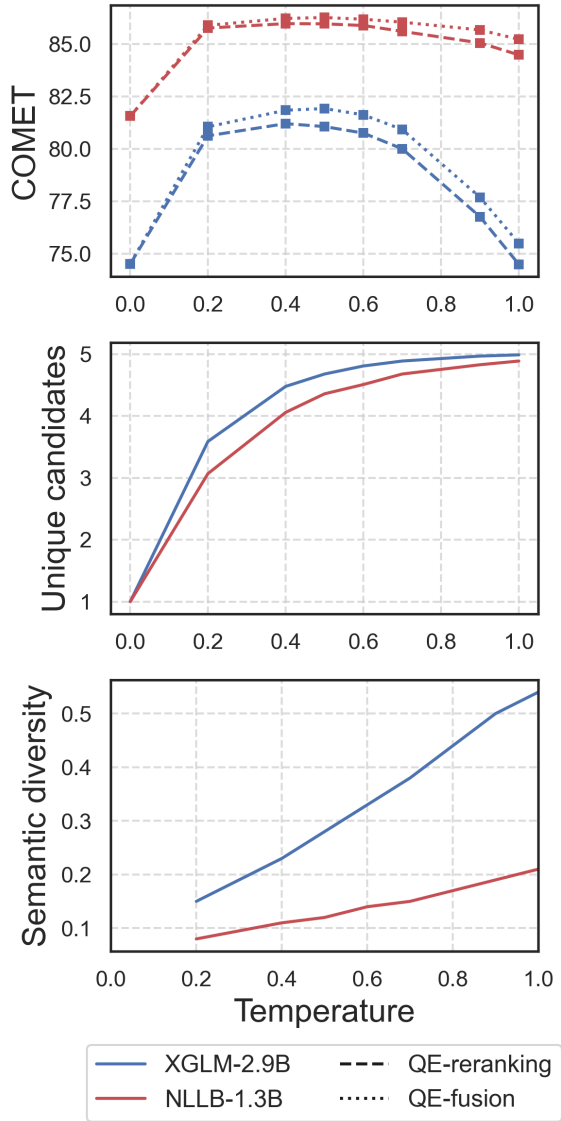


Figure 7: Effect of temperature on the diversity of the pool (below) and its resulting impact on translation performance (above) using LLMs and NMT models for en→de translation.