

# ADAPTIVE DATA AUGMENTATION FOR ASPECT SENTIMENT QUAD PREDICTION

Wenyuan Zhang<sup>1,2</sup>, Xinghua Zhang<sup>1,2</sup>, Shiyao Cui<sup>\*1</sup>, Kun Huang<sup>1,2</sup>, Xuebin Wang<sup>1</sup>, Tingwen Liu<sup>\*1,2</sup>

<sup>1</sup>Institute of Information Engineering, Chinese Academy of Sciences, China  
<sup>2</sup>School of Cyber Security, University of Chinese Academy of Sciences, China

## ABSTRACT

Aspect sentiment quad prediction (ASQP) aims to predict the quad sentiment elements for a given sentence, which is a critical task in the field of aspect-based sentiment analysis. However, the data imbalance issue has not received sufficient attention in ASQP task. In this paper, we divide the issue into two-folds, quad-pattern imbalance and aspect-category imbalance, and propose an *Adaptive Data Augmentation* (ADA) framework to tackle the imbalance issue. Specifically, a data augmentation process with a condition function adaptively enhances the tail quad patterns and aspect categories, alleviating the data imbalance in ASQP. Following previous studies, we also further explore the generative framework for extracting complete quads by introducing the category prior knowledge and syntax-guided decoding target. Experimental<sup>1</sup> results demonstrate that data augmentation for imbalance in ASQP task can improve the performance, and the proposed ADA method is superior to naive data oversampling.

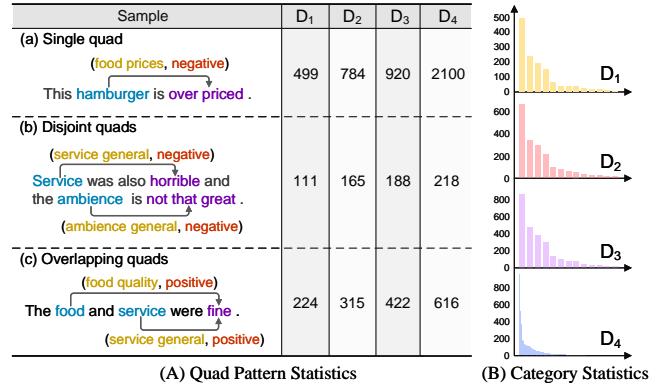
**Index Terms**— Aspect sentiment quad prediction, Data imbalance, Data augmentation, Generative framework

## 1. INTRODUCTION

Aspect sentiment quad prediction (ASQP) is an important task in the field of aspect-based sentiment analysis (ABSA) and has gained increasing research attention [1, 2, 3, 4]. The task aims to predict the quad sentiment elements for a given sentence, including *aspect term* ( $A$ ), *opinion term* ( $O$ ), *aspect category* ( $C$ ) and *sentiment polarity* ( $S$ ) [2]. For example, in (a) of Fig.1 (A), {"hamburger" ( $A$ ), "over priced" ( $O$ ), "food prices" ( $C$ ), "negative" ( $S$ )} constitutes the quad towards the given sentence "This hamburger is over priced".

Existing ASQP researches could be roughly grouped into two lines. The first line of works tag the tokens in the given sentence to derive the quad elements with categories, and are thus considered as **tagging-based methods** [5]. The second line of researches, which are also known as **generation-based methods** and have become the mainstream of ASQP task, predict the quads by transforming the given sentence into the formalized structure of target quads [6, 7, 8, 2, 9, 10, 11]. For example, Hu et.al [12] formalize the target quads as sequences and improves performances by exploring the order of quad element sequences. Mao et.al [13] formalize the quads as tree structures and predict the sentiment elements by generating the paths in the corresponding trees.

Despite of the prior success, the issue of **data imbalance** are still overlooked. Specifically, the data imbalance are reflected in two folds, **quad-pattern imbalance** and **aspect-category imbalance**. 1) Considering the number and correlations between quads, the patterns in ASQP could be roughly categorized into *single quad*, *disjoint quads*



**Fig. 1:** Typical quad patterns with quantity statistics and descending statistical of the number of classes in aspect category, where  $D_1, D_2, D_3, D_4$  respectively denote the public benchmarks [2, 5] of Rest15, Rest16, Restaurant and Laptop.

and *overlapping quads* as shown in Fig.1 (A). Obviously, the quantity to the *disjoint quads* and *overlapping quads* patterns are submerged in a large amount of the simple *single quads*. With the complexity of these two patterns, the hungry of data exacerbate the difficulty to their correct predictions. Hence, such imbalance restricts the overall ASQP performance improvement. 2) The sample quantity to aspect category varies significantly. As Fig.1 (B) demonstrates, there are a few head aspect categories of adequate samples and the remaining tail aspect categories of limited samples. As a result, such data imbalance degrades the ASQP performances across aspect categories.

In this paper, we propose a novel method **ADA**, which tackles the issues above via Adaptive Data Augmentation based on a Knowledge-aware Generator. Specifically, we propose a simple yet effective concatenation augmentation method to obtain more challenging augmented samples with diverse themes. To acquire the appropriate augmentation samples, we propose a condition function which dynamically controls the augmentation process for each quad pattern and aspect category. Due to the complexity of quad patterns, they are formulated as directed acyclic graphs to guide the augmentation. We reconstruct the generator as our foundational backbone by introducing prior category knowledge into the input and designing a better syntax-guided target with the incorporation of syntactic knowledge.

Overall, our contributions are as follows: (1) To the best of our knowledge, we take the lead to explore the data imbalance in ASQP and divide the issue in two-folds: *quad-pattern* and *aspect-category imbalance*. (2) We propose a novel concatenation data augmentation method, which adaptively retrieves samples from the training corpus with a tailor-designed heuristic condition function. In addition, a better generative framework is explored to extract quads in this paper.

\*Corresponding author.

<sup>1</sup>The code is available at <https://github.com/WYRipple/ADA>

(3) Experiments show that our method achieves the state-of-the-art performance on four public benchmarks. Extensive analyses further confirm the effectiveness of our method.

## 2. PRELIMINARY

### 2.1. Task Definition

Given a sentence  $X = \langle w_1, w_2, \dots, w_n \rangle$  with  $n$  words, **ASQP** aims to extract all quads  $\{\mathcal{A}, \mathcal{O}, \mathcal{C}, \mathcal{S}\}$  in  $X$ .  $\mathcal{A}$  and  $\mathcal{O}$  are aspect and opinion terms respectively which are both textual spans in  $X$ , while aspect category  $\mathcal{C}$  and sentiment polarity  $\mathcal{S}$  are predefined classes corresponding to  $\mathcal{A}$  and  $\mathcal{O}$ . Each  $X$  may have one or multiple quads.

### 2.2. Two Types of Imbalanced Phenomena

Data imbalance emerges in many scenarios and has received significant attention [14, 15]. However, it has rarely received attention in ASQP task. We first formally summarize two types of data imbalance in this paper: *quad-pattern* and *aspect-category imbalance*.

**Quad-pattern Imbalance.** As shown in Fig.1 (A), ASQP pattern can be distributed into three classes: *single quad*, *disjoint quads* and *overlapping quads*. However, as the multi-terms vary (the quads in a sentence could overlap with each other via the aspect/opinion terms), disjoint or overlapping patterns contain various sub-patterns, which is intractable for implementation. Hence, we abstract each pattern via a directed acyclic graph (DAG) to fine-grained description and imbalance of quad pattern. Specifically, let  $X^k$  denote the  $k$ -th sample in training corpus, the DAG for each sample can be formalized as  $G^k = \{V^k, E^k\}$ :

$$V^k = \{s^k\} \cup \{a_{1:i}^k\} \cup \{o_{1:j}^k\}, \quad (1)$$

$$E^k = \{s^k\} \times \{a_{1:i}^k\} \cup \{a_{1:i}^k\} \times \{o_{1:j}^k\}, \quad (2)$$

where  $i$  and  $j$  are the number of  $\mathcal{A}$  and  $\mathcal{O}$  in  $X^k$ . The node set  $V^k$  consists of aspect/opinion terms  $a^k/o^k$ , and  $s^k$  denotes a virtual node representing sample  $X^k$ . The edge set  $E^k$  includes the existential dependency relationships from  $s^k$ - $a^k$  and  $a^k$ - $o^k$ .

**Aspect-category Imbalance.** Aspect category  $\mathcal{C}$  exhibits significant long-tail distributions in all existing ASQP datasets as shown in Fig.1 (B). The reason may be that ASQP task tends to analyze the corpus, which originates from customs reviews across various scenarios. (e.g., restaurant or product review), and human customers have review bias. For example, most customers are inclined to review on *food quality*, *price* and *service* rather than *restaurant location*. Overall, aspect category imbalance is a ubiquitous matter which leads to class bias during training procedure and may impair the performance over all aspect categories.

In implementation, the quad-pattern graph classes are used to depict and retrieve samples for each specific pattern in Section 3.1, and each sample  $X^k$  has a quad-pattern graph class  $p^k \leftarrow G^k$ . Furthermore, since a single sample may encompass multiple categories, its aspect categories are denoted as  $c^k = [c_1^k, c_2^k, \dots, c_m^k]$  and  $m$  is the class number of aspect categories in  $X^k$ .

## 3. METHODOLOGY

Fig.2 shows our framework which consists of two parts: **Adaptive Data Augmentation** and **Knowledge-aware ASQP Generator**. We describe the tailor-designed data augmentation strategies for two types of data imbalance in Section 3.1. To better adapt the generative framework to ASQP task, we develop the Knowledge-aware ASQP generator in Section 3.2.

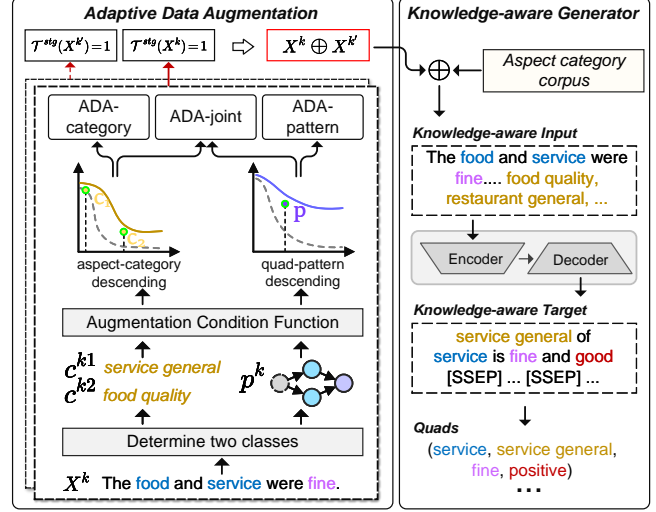


Fig. 2: The structure of Knowledge-aware ADA.

### 3.1. Adaptive Data Augmentation

**Concatenation Augmentation.** Existing text augmentation methods [16, 17] in ABSA mainly focus on creating multiple representations of individual sentences, but ignore the issues of class imbalance mitigation and interrelationships within tuples. We propose an augmentation method that generates new samples by concatenating raw samples. Its advantages lie in (1) it can adaptively adjust the proportions of different classes, rather than naively copying (e.g., resampling [14]); (2) concatenation operation exhibits a more diverse range of raw sample topics (e.g., food and service), compelling the model to fit the correct semantic relationships within quad elements. Specifically, let  $\mathbb{D}_{raw}$  denote the raw training corpus. For any samples  $X^k$  and  $X^{k'}$  in  $\mathbb{D}_{raw}$ , the concatenation operation will obtain a new sample  $X^{kk'} = [X^k; X^{k'}] = [X_1^k, \dots, X_I^k; X_1^{k'}, \dots, X_J^{k'}]$  with same labels  $[y^k; y^{k'}]$ , where  $I$  and  $J$  are the length of two samples.

**Augmentation Condition Function.** Based on concatenation augmentation, a condition function is proposed to guide what kind of samples should be augmented. Taking inspiration from Wang et al. [15] and Mahajan et al. [18], we use negative exponential function to determine the upper bound for augmenting each class, where class sampling probabilities are positively correlated with different class counts. We calculate the ratio of the current class to the raw maximum class counts, when the ratio is less than the upper bound result of the condition function with its raw index as input, this is an augmentable class. Specifically, the condition functions  $\mathcal{F}$  for aspect category and quad-pattern graph of sample  $X^k$  are as follows:

$$\mathcal{F}(p^k) = \max(e^{\gamma \cdot pos} + \eta - \frac{n'^p_{pos}}{\kappa n_1^p}, 0), \quad (3)$$

$$\mathcal{F}(c^k) = \min(\max(e^{\gamma \cdot pos_t} + \eta - \frac{n'^c_{pos_t}}{\kappa n_1^c}, 0) |_{t \in [1:m]}), \quad (4)$$

where  $pos$  represents the index of the current class in the descending array  $N^\varepsilon = [n_1^\varepsilon, n_2^\varepsilon, \dots, n_{N^\varepsilon}^\varepsilon]$  of  $\mathbb{D}_{raw}$ ,  $\varepsilon \in \{c, p\}$ , where  $c$  and  $p$  denote the quad-pattern and aspect-category class and  $N^\varepsilon$  represent the total number of each class,  $m$  is the same as in Section 2.2.  $n_1$  is the raw maximum class count and  $n'$  is the dynamically increasing count of each class after concatenation. Parameters  $\gamma$ ,  $\eta$  and  $\kappa$  control the curvature and height of the curve. When the class ratio during

augmentation does not reach the upper bound,  $\mathcal{F}$  is the condition function with a non-negative scalar output that decides on concatenation augmentation. For aspect category,  $min$  will return a positive value only when all aspect categories in a sample meet the requirements.

**Augmentation Strategies.** Based on the condition function, we propose three augmentation strategies: *ADA-pattern strategy*, *ADA-category strategy*, and *ADA-joint strategy*, which explain how to augment. We use  $\mathcal{T}^{stg}$ ,  $stg \in \{P, C, J\}$ , to represent above three strategies, which are essentially binary functions based on the result of the condition function feedback, and it can control the concatenation of raw samples. It should be noted that  $\mathcal{T}^J$  in Eq. 6 can represent both aspect categories and quad-pattern graphs. Specifically, for any sample pair  $X^k$  and  $X^{k'}$  in  $\mathbb{D}_{raw}$ , the dynamically concatenated dataset based on the three strategies  $\mathcal{T}^{stg}$  is denoted as  $\mathbb{D}_{con}$ :

$$\mathbb{D}_{con} = \sum_{k=1}^{|\mathbb{D}_{raw}|} \sum_{k'=1}^{|\mathbb{D}_{raw}|} \mathcal{T}^{stg}(X^k)X^k \oplus \mathcal{T}^{stg}(X^{k'})X^{k'}, \quad (5)$$

$$\begin{cases} \mathcal{T}^P(X^k) = \text{sgn}(\mathcal{F}(p^k)), \\ \mathcal{T}^C(X^k) = \text{sgn}(\mathcal{F}(c^k)), \\ \mathcal{T}^J(X^k) = \text{sgn}(\mathcal{F}(p^k)) \wedge \text{sgn}(\mathcal{F}(c^k)), \end{cases} \quad (6)$$

where  $\text{sgn}$  means *signum function* and  $\wedge$  denotes logical conjunction. The text concatenation operation  $\oplus$  is only effective when both  $\mathcal{T}^{stg}=1$  in Eq.5. Eq. 5 will iterate to get more possible combinations until no new concatenatable samples exist.

The final augmentation corpus is  $\mathbb{D}_{aug}=\mathbb{D}_{raw}+\mathbb{D}_{con}$ . To fully explore the augmentation performance, we implement a naive over-sampling [19] by concatenating samples that all augmented classes have the same count  $n_1^c$  or  $n_1^p$ .

### 3.2. Knowledge-aware Generator

Our backbone is a generative framework which views ASQP as a natural language generation task following previous mainstream methods [9, 2]. How to design the *input* sequence and *target* output sequence has always been a challenge. To build a powerful generative ASQP framework, we develop knowledge-aware input and target output to focus on ASQP task-specific information by introducing prior category knowledge and element constraint within a quad.

**Knowledge-aware Input.** Inspired by recent prompt learning researches, we propose aggregating descriptions from all aspect categories after sample augmentation. This introduces category prior knowledge, which helps to provide relevant semantics for out-of-vocabulary (OOV) categories that do not exist in the predefined aspect categories. Specifically, We construct the final training set  $\mathbb{D}_{aug-c}$  by concatenating the aspect category set  $\{c_1, \dots, c_{N^c}\}$  as  $X_{aug-c}=[X_{aug}; c_1; \dots; c_{N^c}]$  for each  $X_{aug}$  in  $\mathbb{D}_{aug}$ .

**Knowledge-aware Target.** Generative ASQP framework formalizes the target quads  $\{\mathcal{A}, \mathcal{O}, \mathcal{C}, \mathcal{S}\}$  into text sequence for decoding. Previous designs for targets include two types: *structured target* and *textual target*. Typical *structured targets*, as exemplified in previous studies, include types “ $\mathcal{C}, \mathcal{A}, \mathcal{O}, \mathcal{S}, \text{True/False}$ ” [13] or “[AT]  $\mathcal{A}$  [AC]  $\mathcal{C}$  [SP]  $\mathcal{S}$  [OT]  $\mathcal{O}$ ” [12]. And *textual target* designs such as “ $\mathcal{C}$  is  $\mathcal{S}$  because  $\mathcal{A}$  is  $\mathcal{O}$ ” [2] or “ $\mathcal{C}$  | the  $\mathcal{A}$  is  $\mathcal{O}$  |  $\mathcal{S}$ ” [6].

However, such targets fail to fully utilize the semantic knowledge of natural language or constraint on the content of quads. Notice the logical inclusion relationship between  $\mathcal{A}$  and  $\mathcal{C}$ , and the equivalence between  $\mathcal{O}$  and  $\mathcal{S}$  in semantic expression, We design a logically tight semantic knowledge-aware target: “ $\mathcal{C}$  of  $\mathcal{A}$  is  $\mathcal{O}$  and  $\mathcal{S}$ ”, where replacement words of  $\mathcal{C}$  follows [2]. This target allows flexibility in responding to implied emotional expressions, as evidenced by the

lack of aspect or opinion term span in a sentence. When  $\mathcal{A}$  is implicit, it is replaced with “*something*”, and if  $\mathcal{O}$  is implicit, the “*O* and” for semantic equality is deleted.

### 3.3. Training and Inference

**Training Procedure.** We use  $\mathbb{D}_{aug-c}$  as training set, and employ a pre-trained generative model. We fine-tune the parameters with the input  $X_{aug-c}$  in  $\mathbb{D}_{aug-c}$  and target output  $S_{ka}$  in order to maximize the log-likelihood  $p_\theta(S_{ka}|X_{aug-c})$ , where  $\theta$  is initialized with pre-trained weights:

$$\mathcal{L} = \max_{\theta} \sum_{t=1}^n \log p_\theta(S_{t,ka}|X_{aug-c}, S_{<t,ka}), \quad (7)$$

where  $n$  is length of sequence  $S_{ka}$  and  $S_{<t,ka}$  denotes previously generated tokens.

**Inference and Quad Recovery.** We generate  $S_{ka}$  by decoding quads in an autoregressive manner, and use a segmentation token “[SSEP]” to distinguish between multiple quads.

## 4. EXPERIMENTS

### 4.1. Datasets and Metrics

We evaluated our method on four publicly available datasets. The SemEval tasks [23, 24] proposed the Rest15 and Rest16 datasets, which were later completed by [2]. These two datasets introduce implicit settings for aspect term expressions. In addition, two publicly available datasets, based on the SemEval 2016 Restaurant dataset [24] and annotated data from Amazon, namely *Restaurant* and *Laptop* proposed by [5], place more emphasis on implicit expression of sentiment. Therefore, aspect and opinion terms may all not be explicitly mentioned. The model performances are evaluated with the metrics of precision (Pre, %), recall (Rec, %) and F1 score (F1, %), and these datasets can be abbreviated as **R15**, **R16**, **Rest**, and **Lap**.

### 4.2. Comparing Methods and Training settings

**Baselines.** To verify the performance of our method, we compare our results with other state-of-the-art results, *i.e.*, **TAS-BERT** [20], **Extract-Classify** [5], **GAS** [8], **Paraphrase** [2], **DLO** [12], **E2H** [9], **UAUL** [21] and **One-ASQP** [22].

**Implementation Details.** We use T5-base<sup>2</sup> as the generative PLM, and set  $\gamma$ ,  $\eta$ , and  $\kappa$  to [0.05/0.5/2.5, 0.05/0.5/2.5, 0.05/0.4/2, -0.1/0/1] in four datasets. Our experiments are conducted on a single NVIDIA A100 and based on pytorch-lightning 1.3.5.

### 4.3. Experimental Results and Analysis

**Overall Results.** The overall results in Table 1 show that ADA consistently outperforms the comparison methods in all four datasets. While the augmentation through naive oversampling can also achieve a certain level of competitive performance, this approach is challenging to yield better results due to the biased nature of the test corpus. We observed that ADA-joint strategy achieves better performance in all datasets, but ADA-pattern strategy performs better on R15 and R16. This may be attributed to these two datasets exhibit more pattern bias and a higher disparity in sample class distribution between patterns and categories.

**Ablation Study.** The results in Table 2 are the average F1 scores for the three strategies. Firstly, the knowledge-aware foundational framework can provide a certain baseline performance, but removing the

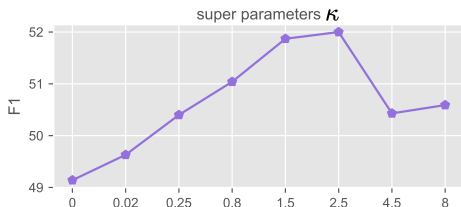
<sup>2</sup><https://github.com/huggingface/transformers>

Methods	R15			R16			Rest			Lap			Avg
	Pre	Rec	F1	Pre	Rec	F1	Pre	Rec	F1	Pre	Rec	F1	F1
TAS-BERT [20]	44.24	28.66	34.78	48.65	39.68	43.71	26.29	46.29	33.53	<b>47.15</b>	19.22	27.31	34.83
Extract-Classify [5]	35.64	37.25	36.42	38.40	50.93	43.77	38.54	52.96	44.61	45.56	29.48	35.80	40.15
GAS [8]	45.31	46.70	45.98	54.54	57.62	56.04	57.09	57.51	57.30	43.45	43.29	43.37	50.67
Paraphrase [2]	46.16	47.72	46.93	56.63	59.30	57.93	59.85	59.88	59.87	43.44	42.56	43.00	51.93
DLO [12]	47.08	49.33	48.18	57.92	61.80	59.79	60.02	59.84	59.93	43.40	43.80	43.60	52.88
E2H [9]	-	-	49.45	-	-	59.55	-	-	60.66	-	-	43.51	53.29
DLO+UAUL [21]	48.03	50.54	49.26	59.02	62.05	60.50	61.03	60.55	60.78	43.78	43.53	43.65	53.55
Paraphrase+UAUL [21]	48.96	49.81	49.38	58.28	60.58	59.40	60.39	60.04	60.21	44.91	44.01	44.45	53.36
One-ASQP [22]	-	-	-	-	-	-	<b>62.60</b>	57.21	59.78	42.83	40.00	41.37	-
oversampling-category	48.69	51.45	50.03	<b>59.95</b>	62.20	61.06	59.93	60.13	60.03	42.19	41.17	41.67	53.20
oversampling-pattern	47.09	48.93	48.00	58.66	59.32	58.99	56.75	56.94	56.84	41.39	40.40	40.89	51.18
ADA-category	49.11	52.20	50.61	59.54	64.83	62.07	58.99	59.51	59.25	42.84	42.29	42.57	53.63
ADA-pattern	<b>49.43</b>	<b>54.84</b>	<b>52.00</b>	59.52	<b>65.33</b>	<b>62.29</b>	58.67	59.51	59.09	44.14	41.86	42.97	54.09
ADA-joint	49.31	53.96	51.53	59.34	62.83	61.03	60.15	<b>61.95</b>	<b>61.04</b>	45.03	<b>44.53</b>	<b>44.78</b>	<b>54.60</b>

**Table 1:** Performances of ADA and baselines on four datasets (statistically significant with  $p < 0.05$ ).

Ablation		R15	R16
ADA	<i>Methods of comparison</i>	<b>51.38</b>	<b>61.80</b>
K-a Generator	w/o Data Augmentation	48.78	59.93
	w/o Data Concatenation	49.75	59.61
Data Augmentation	w K-input w/o K-target	50.30	61.31
	w/o K-input w K-target	50.30	59.80
	w/o K-input w/o K-target	49.50	60.13

**Table 2:** Results of ablation study. ‘w/o Data Concatenation’ represents only replicating samples instead of concatenation, and ‘w/o K-target’ replaces the target based on the initial baseline [2].



**Fig. 3:** F1 of R15 by setting different parameter  $\kappa$ .

augmentation components or merely replicating samples significantly compromises performance. This demonstrates the effectiveness of our enhancement scheme, especially the concatenation operation. Furthermore, each component (knowledge-aware input and target) can provide powerful performance improvements. Ablation studies have shown that the ADA only achieves strongest performances when enhanced by data adaptive augmentation and K-a generator simultaneously.

**Hyperparameter Study.** Hyperparameter  $\kappa$  determines the strength of data augmentation.  $\kappa < 1$  can be regarded as undersampling consistent with the condition function. Experiments in Fig.3 show that not only the tail, the head augmentation that conforms to the condition function also have a positive impact on performances, but will decline as  $\kappa$  increases.

**Effect of Imbalanced Classes.** Table 3 demonstrates that our approach can significantly enhance the performance of tail classes, particularly in complex patterns or tail aspect categories. Even though it may slightly affect the performance of head classes (such as *pat-*

Options	R15			R16		
	w/o ADA	w ADA	$\Delta$	w/o ADA	w ADA	$\Delta$
cate-head	51.24	53.05	<b>+1.81</b>	56.91	59.14	<b>+2.23</b>
cate-tail	34.08	41.01	<b>+6.93</b>	36.88	40.00	<b>+3.12</b>
pattern a	45.88	47.65	<b>+1.77</b>	55.92	54.68	-1.24
pattern b	47.73	56.35	<b>+8.62</b>	63.81	73.89	<b>+10.08</b>
pattern c	54.51	55.90	<b>+1.39</b>	61.37	66.80	<b>+5.43</b>

Options	Rest			Lap		
	w/o ADA	w ADA	$\Delta$	w/o ADA	w ADA	$\Delta$
cate-head	63.32	66.40	<b>+3.08</b>	44.94	47.97	<b>+3.03</b>
cate-tail	41.23	44.44	<b>+3.21</b>	13.04	14.30	<b>+1.26</b>
pattern a	56.85	57.80	<b>+0.95</b>	41.60	42.20	<b>+0.60</b>
pattern b	66.27	67.87	<b>+1.60</b>	49.73	52.68	<b>+2.95</b>
pattern c	57.99	61.39	<b>+3.40</b>	41.56	46.63	<b>+5.07</b>

**Table 3:** Results of different parts for imbalance. ‘cate-head/tail’ denote the head/tail classes of aspect categories, following the setting with the threshold of 100 in [25] to distinguish between head and tail.

*tern a* in R16), the model gains the ability from more challenging concatenated samples and leads to substantial overall benefits.

## 5. CONCLUSION

In this work, we study how to improve the performance of ASQP tasks by improving the aspect-category and quad-pattern imbalance. We design an adaptive data augmentation framework to augment data and propose a Knowledge-aware generator to provide targeted prior knowledge. With the above methods, our model achieves state-of-the-art performances. In the future, we plan to integrate Large-Language Models with ASQP task, leveraging the open-world knowledge and logical reasoning abilities to solve the imbalance issue.

## 6. ACKNOWLEDGEMENT

We would like to thank the anonymous reviewers for their insightful comments and constructive suggestions. This research is supported by the National Key Research and Development Program of China (grant No.2021YFB3100600) and the Youth Innovation Promotion Association of CAS (Grant No. 20211153).

## 7. REFERENCES

- [1] Wenxuan Zhang, Xin Li, Yang Deng, Lidong Bing, and Wai Lam, “A survey on aspect-based sentiment analysis: Tasks, methods, and challenges,” *TKDE*, 2022.
- [2] Wenxuan Zhang, Yang Deng, Xin Li, Yifei Yuan, Lidong Bing, and Wai Lam, “Aspect sentiment quad prediction as paraphrase generation,” in *EMNLP*, 2021, pp. 9209–9219.
- [3] Yuqing Li, Wenxuan Zhang, Binbin Li, Siyu Jia, Zisen Qi, and Xingbang Tan, “Dynamic multi-scale context aggregation for conversational aspect-based sentiment quadruple analysis,” *arXiv preprint arXiv:2309.15476*, 2023.
- [4] Xiaoyi Bao, Zhongqing Wang, and Guodong Zhou, “Exploring graph pre-training for aspect-based sentiment analysis,” in *Findings-EMNLP*, 2023, pp. 3623–3634.
- [5] Hongjie Cai, Rui Xia, and Jianfei Yu, “Aspect-category-opinion-sentiment quadruple extraction with implicit aspects and opinions,” in *ACL*, 2021, pp. 340–350.
- [6] Joseph Peper and Lu Wang, “Generative aspect-based sentiment analysis with contrastive learning and expressive structure,” in *EMNLP*, 2022, pp. 6089–6095.
- [7] Tianhao Gao, Jun Fang, Hanyu Liu, Zhiyuan Liu, Chao Liu, Pengzhang Liu, Yongjun Bao, and Weipeng Yan, “LEGO-ABSA: A prompt-based task assemblable unified generative framework for multi-task aspect-based sentiment analysis,” in *COLING*, 2022, pp. 7002–7012.
- [8] Wenxuan Zhang, Xin Li, Yang Deng, Lidong Bing, and Wai Lam, “Towards generative aspect-based sentiment analysis,” in *EMNLP*, 2021, pp. 504–510.
- [9] Chang Gao, Wenxuan Zhang, Wai Lam, and Lidong Bing, “Easy-to-hard learning for information extraction,” in *Findings-ACL*, 2023, pp. 11913–11930.
- [10] Zhibin Gou, Qingyan Guo, and Yujiu Yang, “MvP: Multi-view prompting improves aspect sentiment tuple prediction,” in *ACL*, 2023, pp. 4380–4397.
- [11] Xiaoyi Bao, Wang Zhongqing, Xiaotong Jiang, Rong Xiao, and Shoushan Li, “Aspect-based sentiment analysis with opinion tree generation,” in *IJCAI*, 2022, pp. 4044–4050.
- [12] Mengting Hu, Yike Wu, Hang Gao, Yin hao Bai, and Shiwan Zhao, “Improving aspect sentiment quad prediction via template-order data augmentation,” in *EMNLP*, 2022, pp. 7889–7900.
- [13] Yue Mao, Yi Shen, Jingchao Yang, Xiaoying Zhu, and Longjun Cai, “Seq2Path: Generating sentiment tuples as paths of a tree,” in *Findings-ACL*, 2022, pp. 2215–2225.
- [14] Bingyi Kang, Saining Xie, Marcus Rohrbach, Zhicheng Yan, Albert Gordo, Jiashi Feng, and Yannis Kalantidis, “Decoupling representation and classifier for long-tailed recognition,” in *ICLR*, 2020.
- [15] Yu-Xiong Wang, Deva Ramanan, and Martial Hebert, “Learning to model the tail,” in *NeurIPS*, 2017.
- [16] Zepeng Zhai, Hao Chen, Fangxiang Feng, Ruifan Li, and Xiaojie Wang, “COM-MRC: A COntext-masked machine reading comprehension framework for aspect sentiment triplet extraction,” in *EMNLP*, 2022, pp. 3230–3241.
- [17] Ting-Wei Hsu, Chung-Chi Chen, Hen-Hsen Huang, and Hsin-Hsi Chen, “Semantics-preserved data augmentation for aspect-based sentiment analysis,” in *EMNLP*, 2021, pp. 4417–4422.
- [18] Dhruv Mahajan, Ross Girshick, Vignesh Ramanathan, Kaiming He, Manohar Paluri, Yixuan Li, Ashwin Bharambe, and Laurens van der Maaten, “Exploring the limits of weakly supervised pretraining,” in *ECCV*, 2018, p. 185–201.
- [19] Roweida Mohammed, Jumanah Rawashdeh, and Malak Abdullah, “Machine learning with oversampling and undersampling techniques: Overview study and experimental results,” in *ICICS*, 2020, pp. 243–248.
- [20] Wan Hai, Yang Yufei, Du Jianfeng, Liu Yanan, Qi Kunxun, and Z Jeff, “Target-aspect-sentiment joint detection for aspect-based sentiment analysis,” in *AAAI*, 2020, pp. 9122–9129.
- [21] Mengting Hu, Yin hao Bai, Yike Wu, Zhen Zhang, Liqi Zhang, Hang Gao, Shiwan Zhao, and Minlie Huang, “Uncertainty-aware unlikelihood learning improves generative aspect sentiment quad prediction,” in *Findings-ACL*, 2023, pp. 13481–13494.
- [22] Junxian Zhou, Haiqin Yang, Yuxuan He, Hao Mou, and JunBo Yang, “A unified one-step solution for aspect sentiment quad prediction,” in *Findings-ACL*, 2023, pp. 12249–12265.
- [23] Maria Pontiki, Dimitris Galanis, Haris Papageorgiou, Suresh Manandhar, and Ion Androutsopoulos, “SemEval-2015 task 12: Aspect based sentiment analysis,” in *SemEval*, 2015, pp. 486–495.
- [24] Maria Pontiki, Dimitris Galanis, Haris Papageorgiou, Ion Androutsopoulos, Suresh Manandhar, Mohammad AL-Smadi, Mahmoud Al-Ayyoub, Yanyan Zhao, Bing Qin, Orphée De Clercq, Véronique Hoste, Marianna Apidianaki, Xavier Tannier, Natalia Loukachevitch, Evgeniy Kotelnikov, Nuria Bel, Salud María Jiménez-Zafra, and Gülşen Eryiğit, “SemEval-2016 task 5: Aspect based sentiment analysis,” in *SemEval*, 2016, pp. 19–30.
- [25] Ziwei Liu, Zhongqi Miao, Xiaohang Zhan, Jiayun Wang, Boqing Gong, and Stella X. Yu, “Large-scale long-tailed recognition in an open world,” in *CVPR*, 2019.