

# Time series prediction of open quantum system dynamics

Zhao-Wei Wang<sup>1</sup>, and Zhao-Ming Wang<sup>1\*</sup>

<sup>1</sup> College of Physics and Optoelectronic Engineering,  
Ocean University of China, Qingdao 266100, China

Time series prediction (TSP) has been widely used in various fields, such as life sciences and finance, to forecast future trends based on historical data. However, to date, there has been relatively little research conducted on the TSP for quantum physics. In this paper, we explore the potential application of TSP in forecasting the dynamical evolution of open quantum systems. We employ deep learning techniques to train a TSP model and evaluate its performance by comparison with exact solution. We use the ratio of the prediction step length and the sequence length to define short and long-term forecasting. Our results show that the trained model has the ability to effectively capture the inherent characteristics of time series for both short-term and long-term forecasting. Accurate predictions for different coupling intensities and initial states are obtained. Furthermore, we use our method to train another model and find that it can successfully predict the steady state of the system. These findings suggests that TSP is a valuable tool for the prediction of the dynamics in open quantum systems.

PACS numbers:

## I. INTRODUCTION.

The study of an open quantum system dynamics is of fundamental interest for their exploitation in lots of fields including quantum information and quantum optics [1, 2]. The Lindblad equation has been employed to solve the dynamics of the system which has interactions with its environment [3–5]. Normally, it is a daunting task to solve the dynamics of the system in an environment, especially for a non-Markovian environment [6, 7]. Many approaches have been developed to tackle this difficulty, such as renormalization group [8, 9], mean field [10, 11] or quantum state diffusion equation [5]. Additionally, machine learning has been applied for studying the dynamics of open quantum systems in recent years [12–18]. It has been proven that deep neural network can efficiently represent most physical states, including the ground states of many-body Hamiltonians and states generated by quantum dynamics [19]. Luo *et al.* introduce a general method that utilizes autoregressive neural networks for simulating open quantum systems [20]. The dynamics of open quantum many-body systems can also be simulated using deep autoregressive neural networks through variational methods [21]. Variational methods based on variational Monte Carlo method and neural network representation based on density matrix can also be used to effectively simulate the non-equilibrium steady state of the Markovian open quantum systems [22]. Another notable nonlinear machine learning model, the Kernel Ridge Regressor, has also been successfully applied to predict the time evolution of quantum systems [23].

TSP is a widely utilized method for analyzing past data characteristics to infer future behavior [24–29]. It finds applications in various domains, including weather

forecasting [30], stock market trend forecasting [31, 32], solar power generation forecasting [33], and biological sequence data analysis [34]. Moreover, quantum physics plays a significant role in TSP [35–40]. These strategies, repeating part of the experiment after each projection measurement or employing weak measurements, can enable efficient time series processing, and pave the way for different quantum techniques [38]. Kutvonen *et al.* investigate the storage capacity and accuracy of quantum library computers based on the fully connected transverse field Ising model, with a particular emphasis on their potential for efficient and accurate TSPs, including the prediction of stock values [39]. Additionally, using variable component subcircuits as quantum analogies to feedforward artificial neural networks for TSP tasks can improve the results of false predictions while maintaining a smaller number of parameters than the classical machine learning [40].

From the above discussion, we notice that TSP is most suitable for the behavior prediction of time evolution, thus it may be applicable for the prediction of open quantum system dynamics. In this paper, we propose a TSP strategy for open quantum system dynamics that utilizes deep learning techniques. By leveraging the Positive-Operator Valued Measure (POVM) method to transform the probability distribution data of the reduced density matrix, we can effectively use well-established machine learning techniques [41] to train the model. These trained models have the ability to capture the past evolution patterns of open quantum systems and provide accurate short-term predictions under various initial states and coupling intensities. Additionally, we try the long-term predictions, i.e., using full prediction datas to make further predictions. Surprisingly, we find that the predicted dynamics is almost the same with the exact solution. We then use the long-term TSP to train another model to predict the steady state of the system and again successful predictions have been obtained.

---

\*wangzhaoming@ouc.edu.cn

## II. FORMALISM

For a simple way of describing the open system, Markovian approximation is commonly used, where the memory effects due to system-environment correlations are neglected. In this case, Markovian master equation in Lindblad form is

$$\dot{\rho} = -i[H, \rho] + \sum_k \frac{\gamma_k}{2} \left( 2L_k \rho L_k^\dagger - \{\rho, L_k^\dagger L_k\} \right), \quad (1)$$

where  $H$  is the system Hamiltonian and  $\rho$  is the reduced density matrix of the system, which follows the requirements of the probability conservation and complete positivity of the dynamical map [42].  $\gamma_k$  is the coupling strength between the  $k$ th mode of the environment and the system.  $L_k$  is the Lindblad operator. In order to use the mature machine learning technique, we first apply the POVM to transform the reduced density matrix  $\rho$  into one-dimensional probability distribution data [43]. Then the Lindblad equation can be written in the form under probability distributions  $P(\mathbf{a})$ , where  $\mathbf{a}$  represents a string of measurement operators acting on different qubits. Given an information complete POVM, the probability distribution  $P(\mathbf{a})$  can be uniquely mapped to the reduced density matrix  $\rho$  of the N-spin system

$$P(\mathbf{a}) = \text{tr}(\rho M(\mathbf{a})), \quad (2)$$

where  $M(\mathbf{a}) = M(a_1) \otimes \dots \otimes M(a_N)$  is one of the positive semidefinite operators  $\{M(\mathbf{a})\}$ . In this paper, the Tetrahedral POVM  $\mathbf{M}_{\text{tetra}} = \{M(a) = (1/4)(\mathbb{I} + \mathbf{n}^{(a)} \cdot \boldsymbol{\sigma})\}$  has been used. Measurement bases of tetrahedral POVM form a tetrahedral shape on the Bloch sphere, the four vectors  $\mathbf{n}^{(a)}$  are  $\mathbf{n}^{(0)} = (0, 0, 1)$ ,  $\mathbf{n}^{(1)} = (2\sqrt{2}/3, 0, -1/3)$ ,  $\mathbf{n}^{(2)} = (-\sqrt{2}/3, -\sqrt{6}/3, -1/3)$  and  $\mathbf{n}^{(3)} = (-\sqrt{2}/3, \sqrt{6}/3, -1/3)$ .

By inverting Eq. (2), we obtain

$$\rho = \sum_{\mathbf{a}} \sum_{\mathbf{a}'} P(\mathbf{a}) T_{\mathbf{a}\mathbf{a}'}^{-1} M(\mathbf{a}'), \quad (3)$$

where  $T_{\mathbf{a}\mathbf{a}'} = \text{tr}(M(\mathbf{a})M(\mathbf{a}'))$  is the element of the overlap matrix  $T$ . In the probability distribution frame, the expectation value of the operator  $O$

$$\langle O \rangle = \sum_{\mathbf{a}} \sum_{\mathbf{a}'} P(\mathbf{a}) \text{Tr}(OM(\mathbf{a}')T_{\mathbf{a}\mathbf{a}'}^{-1}). \quad (4)$$

## III. TSP AND DEEP LEARNING MODEL

TSP is a method of forecasting future values based on the characteristics and trends observed in past time series data. It utilizes statistics, machine learning, and deep learning techniques to build predictive models. Fig. 1(a) presents a schematic diagram of TSP. The rectangular box represents a prediction action unit, where the time series data with a sequence length of  $L$  serves as the basis

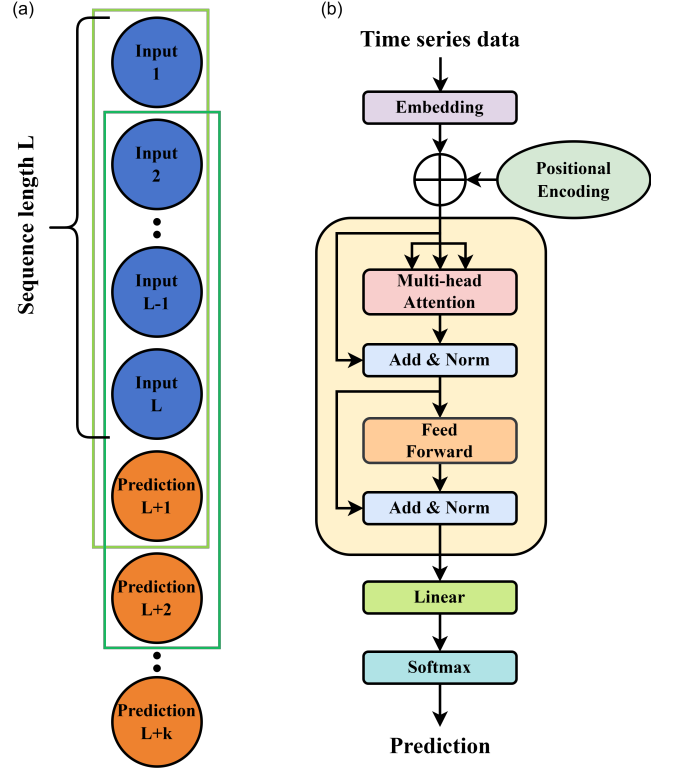


FIG. 1: (a) Schematic of the TSP. The blue (orange) ball represents the known (predicted) data. A rectangle represents a TSP unit, and  $L$  is the length of the series. The task is to predict the future  $(L + 1)$ th data from  $L$  known data in the past. (b) Schematic of the Transformer model. The time series data is extended by adding positional Encoding to the Embedding layer as input to the Transformer model. After the data is processed by the Transformer model. The output is obtained through the Linear layer and Softmax layer.

for the prediction, and the  $L + 1$  data point represents the result predicted by the model. To construct a new prediction basis, the  $L + 1$  data point is added to the end of the time series, and the first data point is eliminated. This process can be repeated to forecast data for a specific time period in the future. However, it is important to note that this process cannot continue indefinitely. As the forecasting process progresses, an increasing number of predicted data points are utilized to build the forecasting basis. Since the predicted data inherently contains errors compared to the real data, the errors in the later predicted data points will also accumulate. The prediction step whose length is shorter (longer) than the sequence length  $L$  is defined as short-term (long-term) TSP.

Our deep learning model utilizes the Transformer neural network in PyTorch [44] to build an efficient architecture for modeling sequence data. The Transformer model introduces self-attention mechanism and location coding [45] to enable effective representation and modeling of the input time series data. Fig. 1(b) illustrates a schematic diagram of the Transformer model. The input

is an autocorrelation matrix consisting of rows of different measurements and columns of measurements at different times. The Embedding layer can make a linear transformation of the time series matrix dimension  $d$  and extend to the hidden dimension  $d_{model}$ . Positional Encoding can be computed by the fixed Eqs. (5-6) [45],

$$PE_{p,i} = \sin(p/10000^{2i/d_{model}}), \quad (5)$$

$$PE_{p,i} = \cos(p/10000^{2i/d_{model}}). \quad (6)$$

Since the value does not change, and the Positional Encoding matrix can be simply added to the time series matrix at time  $t$  if there is any data available.  $p$  represents the number of the time series data bars,  $i$  represents the number of hidden dimensions  $d_{model}$ . For odd (even)  $i$ , the Position Encoding can be calculated by Eq. (5) (Eq. (6)). The computation at the Encoder layer is parallel, and adding positional coding preserves the time relationship of the time series.

The main principle of the Self Attention Mechanism is to calculate the attention score of the first moment and every moment in the time series (including the first moment), then multiply the calculated attention score by the information of the corresponding moment, and then add together. The result is the weighted sum of the first moment and all the moments in the time series. Finally, the attention information of each moment and time series is updated in turn. More precisely, we multiply the matrix  $A$  after Embedding and Positional Encoding by  $W^Q$ ,  $W^K$  and  $W^V$  respectively to get a query matrix  $Q$ , a key matrix  $K$ , and value matrix  $V$ . Then, the attention value is calculated by Eq. (7) [45],

$$B(Q, K, V) = \text{softmax} \left( \frac{QK^T}{\sqrt{d}} \right) V, \quad (7)$$

where  $\text{softmax}(x_i) = \frac{e^{x_i}}{\sum_j e^{x_j}}$ . The difference between Multi-Head Attention and Single-Head Attention is that the original three large matrices  $Q$ ,  $K$  and  $V$  are divided into eight small matrices with the same shape (split in the feature dimension), that is, Eight-Head Attention. The results of each small matrix calculation are then spliced together to get the same matrix  $B$  as the results of the Single-Head Attention calculation.

The Add layer is based on the concept of a residual neural network, where the input matrix  $A$  of the Multi-Head Attention is added directly to the output matrix  $B$  of the Multi-Head Attention, resulting in the sum matrix  $B'$ . Subsequently, Layer Normalization is applied, which normalizes each row of  $B'$  to follow a standard normal distribution, yielding the final result  $B''$ . The Feed Forward layer consists of two fully connected layers, with a ReLU activation function [46] sandwiched between them. At last, the output results are obtained by passing the data through a Linear layer followed by a Softmax activation layer.

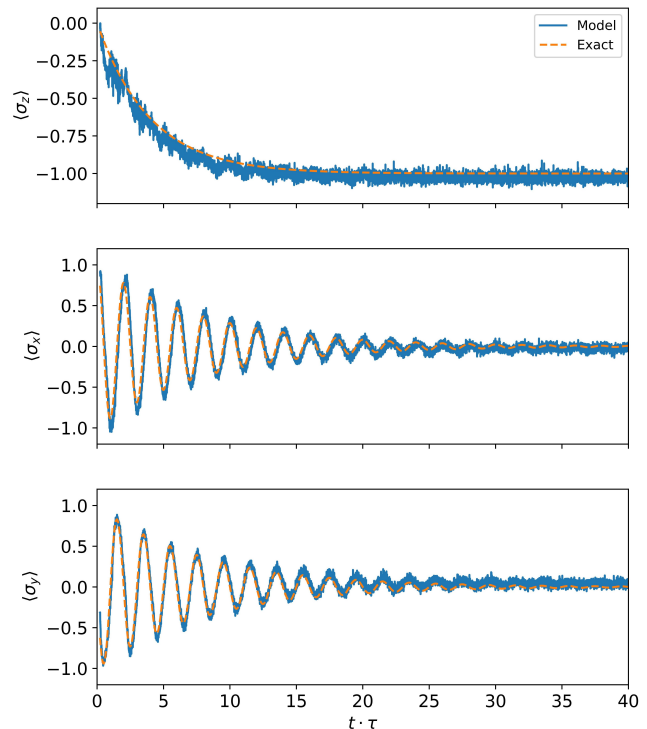


FIG. 2: 40 units time expectation value  $\langle \sigma_z \rangle$ ,  $\langle \sigma_x \rangle$  and  $\langle \sigma_y \rangle$ . The coupling intensity  $\gamma = 0.5$  and the initial state is  $|+\rangle$  ( $\langle \sigma_x \rangle = 1$ ).

During training, we employed an Encoder layer and Decoder layer and extended the data to  $d_{model} = 32$ . The Mean Squared Error loss function is used, and the model parameters are updated using the Adam optimizer [47] with a learning rate 0.00001.

## IV. RESULTS AND DISCUSSIONS

### A. Short-term TSP

To evaluate the feasibility of our method, we apply TSP to a dissipative model with Hamiltonian  $H = g\sigma_z$  and Lindblad operator  $L = \sigma_- = \frac{1}{2}(\sigma_x - i\sigma_y)$ . We calculate the expectation values of the three Pauli operators  $\sigma_z$ ,  $\sigma_x$  and  $\sigma_y$ . In the long-time limit, the system will reach an equilibrium steady state. Specifically, we use the exact data which has been obtained by the Quantum Toolbox in Python [48] to make the prediction. The length of the time series will have directly impact on the effects of the model's prediction. We find that the best result is achieved with selection of 240 samples per unit time. We construct a database by capturing the evolution of the reduced density matrix within the first 10 units of time for training the model. It is tested to find that our model can capture the trends and features of the data most efficiently only when the sequence length  $L$  is set to 30. If the series length is too short, the time se-

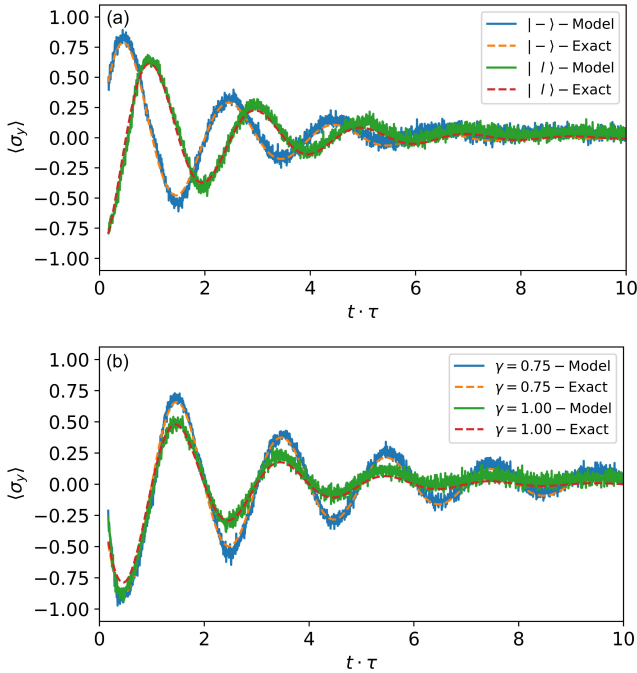


FIG. 3: The expectation value  $\langle \sigma_y \rangle$  as a function of time. (a) The different initial states are  $|l\rangle$  ( $\langle \sigma_y \rangle = -1$ ) and  $|-\rangle$  ( $\langle \sigma_x \rangle = -1$ ). The coupling intensity  $\gamma = 1$ . (b) The different coupling intensities are  $\gamma = 0.75$  and  $\gamma = 1$ . The initial state is  $|+\rangle$ .

ries data lacks distinguishable characteristics, and if the series length is too long, the model struggles to extract the features of the time series data.

In Fig. 2, we compare the time evolution of  $\langle \sigma_z \rangle$ ,  $\langle \sigma_x \rangle$  and  $\langle \sigma_y \rangle$  between exact value and the prediction value using 40 units of time data. Fig. 2 shows that the model can accurately predict the dynamical evolution of the open system within the first 10 unit time that the model has been trained. It can also give predictions in line with the changing trend when the average value decreases and tends to steady state in the long time limit. We also test our model with different initial states and coupling strengths, as shown in Figs. 3(a) (b). The results shows again that the trained model performs well under different conditions, although the margin of error becomes greater with time evolution. So our model has learned the characteristic of the evolution and has the ability to predict the future data based on past data. It is worth mentioning that we solely utilized the database for training, indicating the universality of our training strategy.

## B. Long-term TSP

Next, we reorganiz the time series using the predicted data, as depicted in Fig. 1, to make further predictions for the future. When the prediction step exceeds the length of the time series, the predicted data completely replaces the original time series, and the model no longer

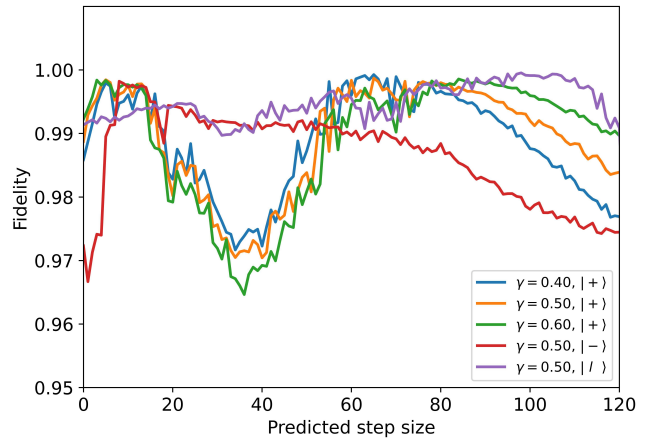


FIG. 4: Average fidelity of density matrix for the long-term TSP under different initial states and different coupling intensities.

relies on the original time series, that is, the long-term TSP. We select data from 30 time nodes starting from the initial moment to form our original time series. Using the long-term TSP strategy, we predict the reduced density matrix for the next 120 moments under different initial states and coupling intensities. The fidelity between the predicted density matrix and the exact density matrix is calculated by  $F(\rho_1, \rho_2) = \text{Tr}(\sqrt{\sqrt{\rho_1} \rho_2 \sqrt{\rho_1}})$ . Here  $\rho_{1,(2)}$  is the predicted (exact) density matrix, respectively. In Fig. 4 we plot the fidelity versus the predicted step size for different initial states and coupling intensities for long-term prediction. From Fig. 4, the fidelity exceeds 0.96 for all cases, indicating the accuracy prediction ability of our trained model. Note that the fidelities for different coupling intensities have their minimum value when the number of steps reaches approximately 40, the reason is that the reduced density matrix undergoes a significant change at this point. We can also see that as the number of prediction steps increases, the cumulative prediction error also increases as expected.

To test the generality of our approach, now we turn to another model with  $H = g\sigma_x$  and Lindblad operator  $L = \sigma_-$ . We will test the steady state value [49] that the model predicts to verify its performance. Fig. 5 shows the expectation value of the Pauli operator when the system reaches steady state for different  $g/\gamma$ . In this case, we also use long-term TSP and choose 30 to 60 moments as our time series data. Then, we predict the data at each moment in turn until the steady state moment is obtained. A strong match between the model and the exact value can be found. Then our training method can be applied to different systems and the prediction is still effective in the long-term limit.

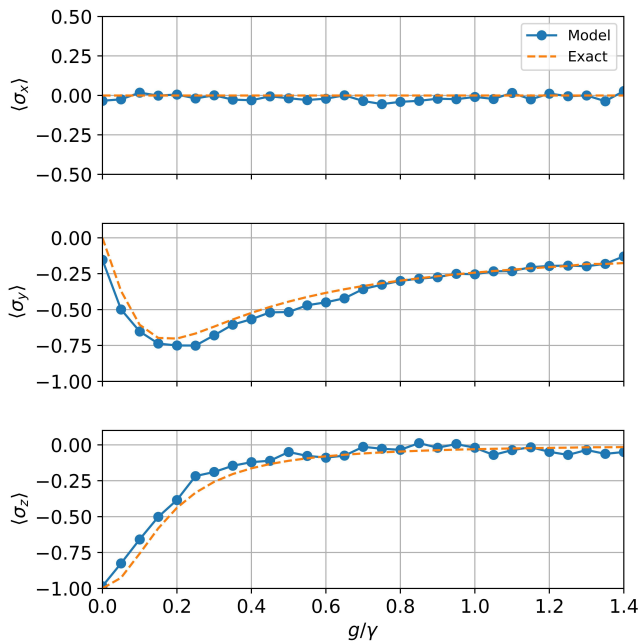


FIG. 5: The expectation value  $\langle \sigma_x \rangle$ ,  $\langle \sigma_y \rangle$  and  $\langle \sigma_z \rangle$  for an open quantum system to reach a steady state at different  $g/\gamma$ . The Hamiltonian  $H = g\sigma_x$  and the Lindblad operator  $L = \sigma_-$ .

## V. CONCLUSION

In conclusion, we have developed a deep learning-based TSP model to predict the dynamics of open quantum sys-

tems. For both short-term and long-term TSP, we find that the trained model has the ability to predict the dynamics with high fidelity. The trained model also demonstrates scalability and performs well across different initial states and coupling intensities. Moreover, our train approach can be generalized to various quantum systems. It is necessary to make in-depth research on the prediction fidelity enhancement, especially the study of long-term prediction. Other TSP models [50–52] might be used to achieve better results. Additionally, in this paper we only consider a simple single-qubit system. For multi-qubit systems, our method might lose its effectiveness due to the challenges associated with the high-dimensional probability distribution parameters after POVM measurement. In this case, the number of parameters scale exponentially ( $4^N$ ) with the number of qubits, as a result the data characteristics of all parameters are difficult to be captured simultaneously. Long-term prediction and extension to multi-qubit system will be the center of future study.

## VI. ACKNOWLEDGMENTS

This paper is supported by the Natural Science Foundation of Shandong Province (Grant No. ZR2021LLZ004) and Fundamental Research Funds for the Central Universities (Grant No. 202364008).

- 
- [1] Frank Verstraete, Michael M Wolf, and J Ignacio Cirac. Quantum computation and quantum-state engineering driven by dissipation. *Nature physics*, 5(9):633–636, 2009.
  - [2] Julio T Barreiro, Markus Müller, Philipp Schindler, Daniel Nigg, Thomas Monz, Michael Chwalla, Markus Hennrich, Christian F Roos, Peter Zoller, and Rainer Blatt. An open-system quantum simulator with trapped ions. *Nature*, 470(7335):486–491, 2011.
  - [3] Alexandre Blais, Arne L Grimsmo, Steven M Girvin, and Andreas Wallraff. Circuit quantum electrodynamics. *Reviews of Modern Physics*, 93(2):025005, 2021.
  - [4] Jamir Marino and Sebastian Diehl. Driven markovian quantum criticality. *Physical review letters*, 116(7):070407, 2016.
  - [5] Zhao-Ming Wang, Da-Wei Luo, Mark S Byrd, Lian-Ao Wu, Ting Yu, and Bin Shao. Adiabatic speedup in a non-markovian quantum open system. *Physical Review A*, 98(6):062118, 2018.
  - [6] Zhao-Ming Wang, Feng-Hua Ren, Mark S Byrd, and Lian-Ao Wu. Hybrid noise protection of logical qubits for universal quantum computation. *Physical Review A*, 108(2):022607, 2023.
  - [7] Riccardo Rota, Fabrizio Minganti, Alberto Biella, and Cristiano Ciuti. Dynamical properties of dissipative xyz heisenberg lattices. *New Journal of Physics*, 20(4):045003, 2018.
  - [8] R Rota, F Storme, N Bartolo, R Fazio, and C Ciuti. Critical behavior of dissipative two-dimensional spin lattices. *Physical Review B*, 95(13):134431, 2017.
  - [9] S Finazzi, A Le Boité, F Storme, A Baksic, and C Ciuti. Corner-space renormalization method for driven-dissipative two-dimensional correlated systems. *Physical review letters*, 115(8):080604, 2015.
  - [10] Alberto Biella, Jiasen Jin, Oscar Viyuela, Cristiano Ciuti, Rosario Fazio, and Davide Rossini. Linked cluster expansions for open quantum systems on a lattice. *Physical Review B*, 97(3):035103, 2018.
  - [11] Jiasen Jin, Alberto Biella, Oscar Viyuela, Leonardo Mazza, Jonathan Keeling, Rosario Fazio, and Davide Rossini. Cluster mean-field approach to the steady-state phase diagram of dissipative spin systems. *Physical Review X*, 6(3):031011, 2016.
  - [12] María Laura Olivera-Atencio, Lucas Lamata, and Jesús Casado-Pascual. Benefits of open quantum systems for quantum machine learning. *arXiv preprint arXiv:2308.02837*, 2023.
  - [13] Johannes Mellak, Enrico Arrigoni, Thomas Pock, and Wolfgang Von Der Linden. Quantum transport in open spin chains using neural-network quantum states. *Phys-*

- ical Review B*, 107(20):205102, 2023.
- [14] John M Martyn, Khadijeh Najafi, and Di Luo. Variational neural-network ansatz for continuum quantum field theory. *Physical Review Letters*, 131(8):081601, 2023.
- [15] Li Chen and Yadong Wu. Learning quantum dissipation by the neural ordinary differential equation. *Physical Review A*, 106(2):022201, 2022.
- [16] Cristian Zanoci, Yongchan Yoo, and Brian Swingle. Thermalization at low temperatures via weakly damped multisite baths. *Physical Review B*, 108(3):035156, 2023.
- [17] Ke Wang and Xiantao Li. Simulation-assisted learning of open quantum systems. *arXiv preprint arXiv:2307.03858*, 2023.
- [18] Yuan-Hang Zhang and Massimiliano Di Ventra. Transformer quantum state: A multipurpose model for quantum many-body problems. *Physical Review B*, 107(7):075147, 2023.
- [19] Xun Gao and Lu-Ming Duan. Efficient representation of quantum many-body states with deep neural networks. *Nature communications*, 8(1):662, 2017.
- [20] Di Luo, Zhuo Chen, Juan Carrasquilla, and Bryan K Clark. Autoregressive neural network for simulating open quantum systems via a probabilistic formulation. *Physical review letters*, 128(9):090501, 2022.
- [21] Moritz Reh, Markus Schmitt, and Martin Gärttner. Time-dependent variational principle for open quantum systems with artificial neural networks. *Physical Review Letters*, 127(23):230501, 2021.
- [22] Alexandra Nagy and Vincenzo Savona. Variational quantum monte carlo method with a neural-network ansatz for open quantum systems. *Physical review letters*, 122(25):250501, 2019.
- [23] Luis E Herrera Rodríguez, Arif Ullah, Kennet J Rueda Espinosa, Pavlo O Dral, and Alexei A Kananenka. A comparative study of different machine learning methods for dissipative quantum dynamics. *Machine Learning: Science and Technology*, 3(4):045016, 2022.
- [24] Zhongyang Han, Jun Zhao, Henry Leung, King Fai Ma, and Wei Wang. A review of deep learning models for time series prediction. *IEEE Sensors Journal*, 21(6):7833–7848, 2019.
- [25] Haoyi Zhou, Shanghang Zhang, Jieqi Peng, Shuai Zhang, Jianxin Li, Hui Xiong, and Wancai Zhang. Informer: Beyond efficient transformer for long sequence time-series forecasting. In *Proceedings of the AAAI conference on artificial intelligence*, volume 35, pages 11106–11115, 2021.
- [26] Chris Chatfield. *Time-series forecasting*. CRC press, 2000.
- [27] Bryan Lim and Stefan Zohren. Time-series forecasting with deep learning: a survey. *Philosophical Transactions of the Royal Society A*, 379(2194):20200209, 2021.
- [28] José F Torres, Dalil Hadjout, Abderrazak Sebaa, Francisco Martínez-Álvarez, and Alicia Troncoso. Deep learning for time series forecasting: a survey. *Big Data*, 9(1):3–21, 2021.
- [29] Ricardo P Masini, Marcelo C Medeiros, and Eduardo F Mendes. Machine learning advances for time series forecasting. *Journal of economic surveys*, 37(1):76–111, 2023.
- [30] Eduardo Soares, Pyramo Costa Jr, Bruno Costa, and Daniel Leite. Ensemble of evolving data clouds and fuzzy models for weather time series prediction. *Applied Soft Computing*, 64:445–453, 2018.
- [31] Anita Yadav, CK Jha, and Aditi Sharan. Optimizing lstm for time series prediction in indian stock market. *Procedia Computer Science*, 167:2091–2100, 2020.
- [32] Hongju Yan and Hongbing Ouyang. Financial time series prediction based on deep learning. *Wireless Personal Communications*, 102:683–700, 2018.
- [33] Saad Zafar Khan, Nazeefa Muzammil, Syed Mohammad Hassan Zaidi, Abdulah Jeza Aljohani, Haibat Khan, and Salman Ghafoor. Quantum long short-term memory (qlstm) vs classical lstm in time series forecasting: A comparative study in solar power forecasting. *arXiv preprint arXiv:2310.17032*, 2023.
- [34] Ole Winther. Convolutional lstm networks for subcellular localization of proteins. In *Algorithms for Computational Biology: Second International Conference, AICoB 2015, Mexico City, Mexico, August 4-5, 2015, Proceedings*, volume 9199, page 68. Springer, 2015.
- [35] Pritpal Singh. Fqtsfm: A fuzzy-quantum time series forecasting model. *Information Sciences*, 566:57–79, 2021.
- [36] Payal Kaushik, Sayantan Pramanik, M Girish Chandra, and CV Sridhar. One-step time series forecasting using variational quantum circuits. *arXiv preprint arXiv:2207.07982*, 2022.
- [37] Dimitrios Emmanoulopoulos and Sofija Dimoska. Quantum machine learning in finance: Time series forecasting. *arXiv preprint arXiv:2202.00599*, 2022.
- [38] Pere Mujal, Rodrigo Martínez-Peña, Gian Luca Giorgi, Miguel C Soriano, and Roberta Zambrini. Time-series quantum reservoir computing with weak and projective measurements. *npj Quantum Information*, 9(1):16, 2023.
- [39] Aki Kutvonen, Keisuke Fujii, and Takahiro Sagawa. Optimizing a quantum reservoir computer for time series prediction. *Scientific reports*, 10(1):14687, 2020.
- [40] MP Cuéllar, MC Pegalajar, LGB Ruiz, and C Cano. Time series forecasting with quantum neural networks. In *International Work-Conference on Artificial Neural Networks*, pages 666–677. Springer, 2023.
- [41] Juan Carrasquilla, Giacomo Torlai, Roger G Melko, and Leandro Aolita. Reconstructing quantum states with generative models. *Nature Machine Intelligence*, 1(3):155–161, 2019.
- [42] Vittorio Gorini, Andrzej Kossakowski, and Ennackal Chandu George Sudarshan. Completely positive dynamical semigroups of n-level systems. *Journal of Mathematical Physics*, 17(5):821–825, 1976.
- [43] Juan Carrasquilla, Di Luo, Felipe Pérez, Ashley Milsted, Bryan K Clark, Maksims Volkovs, and Leandro Aolita. Probabilistic simulation of quantum circuits using a deep-learning architecture. *Physical Review A*, 104(3):032610, 2021.
- [44] Adam Paszke, Sam Gross, Francisco Massa, Adam Lerer, James Bradbury, Gregory Chanan, Trevor Killeen, Zeming Lin, Natalia Gimelshein, Luca Antiga, et al. Pytorch: An imperative style, high-performance deep learning library. *Advances in neural information processing systems*, 32, 2019.
- [45] Ashish Vaswani, Noam Shazeer, Niki Parmar, Jakob Uszkoreit, Llion Jones, Aidan N Gomez, Lukasz Kaiser, and Illia Polosukhin. Attention is all you need. *Advances in neural information processing systems*, 30, 2017.
- [46] Ian Goodfellow, Yoshua Bengio, and Aaron Courville. *Deep Learning*. MIT Press, 2016. <http://www.deeplearningbook.org>.
- [47] Diederik P Kingma and Jimmy Ba. Adam: A method for

- stochastic optimization. *arXiv preprint arXiv:1412.6980*, 2014.
- [48] J Robert Johansson, Paul D Nation, and Franco Nori. Qutip: An open-source python framework for the dynamics of open quantum systems. *Computer Physics Communications*, 183(8):1760–1772, 2012.
- [49] Jian Cui, J Ignacio Cirac, and Mari Carmen Bañuls. Variational matrix product operators for the steady state of dissipative quantum systems. *Physical review letters*, 114(22):220601, 2015.
- [50] Yuqing Tang, Fusheng Yu, Witold Pedrycz, Xiyang Yang, Jiayin Wang, and Shihu Liu. Building trend fuzzy granulation-based lstm recurrent neural network for long-term time-series forecasting. *IEEE transactions on fuzzy systems*, 30(6):1599–1613, 2021.
- [51] Alexander Grigorievskiy, Yoan Miche, Anne-Mari Ventelä, Eric Séverin, and Amaury Lendasse. Long-term time series prediction using op-elm. *Neural Networks*, 51:50–56, 2014.
- [52] José Maria P Menezes Jr and Guilherme A Barreto. Long-term time series prediction with the narx network: An empirical evaluation. *Neurocomputing*, 71(16-18):3335–3343, 2008.