

Implications of comprehensive nuclear and astrophysics data on the equations of state of neutron star matter

Sk Md Adil Imam^{1,2,*}, Tuhin Malik^{3,†}, Constança Providência^{3,‡} and B. K. Agrawal^{1,2,§}

¹*Saha Institute of Nuclear Physics, 1/AF Bidhannagar, Kolkata 700064, India.*

²*Homi Bhabha National Institute, Anushakti Nagar, Mumbai 400094, India. and*

³*CFisUC, Department of Physics, University of Coimbra, 3004-516 Coimbra, Portugal*

(Dated: January 25, 2024)

The equations of state (EoSs) governing neutron star (NS) matter obtained for both non-relativistic and relativistic mean-field models are systematically confronted with a diverse set of terrestrial data and astrophysical observations within the Bayesian framework. The terrestrial data, spans from bulk properties of finite nuclei to the heavy-ion collisions, constrain the symmetric nuclear matter EoS and the symmetry energy up to twice the saturation density ($\rho_0 = 0.16 \text{ fm}^{-3}$). The astrophysical observations encompass the NS radius, the tidal deformability, and the lower bound on maximum mass. Three distinct posterior distributions of EoSs are generated by gradually updating the priors with different constraints: (i) only the maximum NS mass, (ii) incorporating additional terrestrial data, (iii) combining both the terrestrial data and astrophysical observations. These distributions are then compared using the Kullback-Liebler divergence which highlights the significant constraints imposed on the EoSs by the currently available lower bound of NS maximum mass and terrestrial data. The remaining astrophysical observations marginally refine the EoS within the density range $\sim 2\text{--}3\rho_0$. It is observed that the non-relativistic mean field model yields stiffer EoS for the symmetric nuclear matter while softer density dependent symmetry energy compared to the relativistic one when all the data/observations are considered.

I. INTRODUCTION

Determining the unified equation of state (EoS) accurately requires inputs from both nuclear physics experiments and astrophysical observations. The experimental data on heavy-ion collisions (HIC) and bulk properties of finite nuclei confine the behavior of the EoS at low densities ($\rho \leq 2\rho_0$). These data specifically constrain the EoS for symmetric nuclear matter (SNM) and the density-dependent symmetry energy, crucial elements for determining the EoS of neutron star matter [1–9]. The astrophysical observations such as neutron star radius, tidal deformability, and maximum mass further constrain the EoS at high densities [10–15]. The radius and tidal deformability parameter of neutron stars are sensitive to the EoS. They have been deduced from the gravitational wave events GW170817 and GW190425 observed using the Advanced-LIGO [16] and Advanced-Virgo detectors [17]. In particular, the gravitational waves associated to the event GW170817 stemmed from a binary neutron star (BNS) merger with component masses ranging from 1.17 to 1.6 M_\odot [18, 19] has sparked numerous theoretical investigations into the neutron star (NS) properties [7, 20–26]. Future observations of coalescing BNS events by detectors like LIGO-Virgo-KAGRA, Einstein Telescope [27], and Cosmic Explorer [28] are likely to occur more frequently, enabling a more precise determination of the EoS [29–32]. The Neutron star Interior Composition Explorer (NICER) also offers complementary information on the NS properties [33, 34].

The nuclear matter parameters are the key quantities that

determine the EoS. The combined constraints from the bulk properties of finite nuclei and NS observable has been employed to constrain the nuclear matter parameters which are the expansion coefficients in the Taylor model for the EoS [35]. The finite nuclei constraints are encoded through a few low order nuclear matter parameters treating them independent of each other. The NS observable considered are the radius, $10.62 \text{ km} < R_{1.4} < 12.83 \text{ km}$ [36], the dimensionless tidal deformability $\Lambda_{1.4} \leq 800$ [20, 37] and lower limit of the maximum mass imposed by the NS PSR J0348 - 0432 with a mass $2.01 \pm 0.04 M_\odot$ [38, 39]. It is demonstrated that these constraints limit the multidimensional space of few higher order nuclear matter parameters. It may be emphasized that the astrophysical inputs employed in Ref.[35] have undergone significant revision. Two different groups of NICER have reported neutron star's mass and radius simultaneously for PSR J0030+0451 with radius $R = 13.02^{+1.24}_{-1.06} \text{ km}$ for mass $M = 1.44^{+0.15}_{-0.14} M_\odot$ [40] and $R = 12.71^{+1.14}_{-1.19} \text{ km}$ for $M = 1.34^{+0.15}_{-0.16} M_\odot$ [41]. Recently, another (heavier) pulsar PSR J0740+6620, $R = 13.7^{+2.6}_{-1.5} \text{ km}$ with $M = 2.08 \pm 0.07 M_\odot$ [42] and $R = 12.39^{+1.30}_{-0.98} \text{ km}$ with $M = 2.072^{+0.067}_{-0.066} M_\odot$ [43] have been reported. The improvement in the precision of astrophysical observation and the terrestrial data has triggered the search for the universal EoS.

A Bayesian inference technique has been employed [44] to combine data from astrophysical multi-messenger observations of neutron stars [20, 26, 40–43, 45–47], high-energy heavy-ion collisions involving gold nuclei [48, 49] and microscopic nuclear theory calculations [50–55] to constrain the EoS of dense matter. The microscopic input was extended up to 1.5 times the nuclear saturation density (ρ_0) for the β -EoS derived from chiral effective field theory (χ EFT). The nuclear experimental data includes the symmetry energy and symmetric nuclear matter pressure extracted from the FOPI [48] and the ASY-EoS [49] experiments, respec-

*Electronic address: skmdadilimam@gmail.com

†Electronic address: tm@uc.pt

‡Electronic address: cp@uc.pt

§Electronic address: bijay.agrawal@saha.ac.in

tively. The astrophysical data included mass measurements of massive neutron stars PSR J0348+0432 [38] and PSR J1614-2230 [56]. Constraints on the maximum mass of neutron stars were also derived from the binary neutron-star collision GW170817 [57, 58]. The NS radii of PSR J0030+0451 and PSR J0740+6620 utilizing NICER and XMM-Newton data [40, 42, 43] was also included. A Bayesian inference technique was employed to analyze the GW information from the GW170817 [20] and GW190425 [45] events, aligning observed GW data with theoretical models reliant on neutron-star properties. The analysis relied on a GW model [59], an enhanced version of the primary waveform model utilized by the LIGO/Virgo Collaboration in the exploration of GW170817 [18] and GW190425 [45]. Information pertaining to the kilonova AT2017gfo [46], linked with the GW signal, was also incorporated. Electromagnetic observations underwent comprehensive radiative transfer simulations [60] to extract insights from observed light curves and spectra [47]. However, the EoS employed in this analysis extended the χ EFT calculation to β -equilibrium with a crust [61], while beyond this density range, a collection of six randomly distributed points within the speed of sound (c_s) plane at baryon densities spanning 1.5 to $12\rho_0$ were sampled, enforcing $0 \leq c_s \leq 1$ at each point.

Of late [62], the EoS has been constrained using a diverse set of data from nuclear experiments and astrophysical observations. The nuclear inputs consist of experimental data on bulk properties of finite nuclei and HIC and astrophysical observations on NS properties. The properties of finite nuclei and HIC are encoded through the symmetry energy, pressure for symmetry energy and SNM spanning the density up to $2\rho_0$. The experimental data on nuclear masses, iso-vector giant dipole resonance, neutron skin thickness and isobaric analog states constrain the symmetry energy and the symmetry energy pressure at sub-saturation densities [63–69]. The HIC data from isospin diffusion, neutron-proton ratios, charged pion spectra are incorporated to constrain the behaviour of SNM and symmetry energy from sub-saturation to supra-saturation densities [48, 49, 64, 70–75]. The recent astrophysical observations for the radius of a NS with mass ~ 1.4 and $2.1 M_\odot$ [38, 40, 41] and the dimensionless tidal deformability for $1.4 M_\odot$ NS [21] have also been considered. These data are used in a Bayesian framework to constrain the EoS obtained using Taylor expansion.

We use a Bayesian framework for the systematic analysis of the implications of the diverse set of data [62] in constraining the EoS of NS matter obtained within a Skyrme based non-relativistic mean field and non-linear variant of relativistic mean field (RMF) models. Our analysis involves three distinct sets of calculations

- (i) Priors updated with the NS maximum mass, $M_{\max} \geq 2.1 M_\odot$.
- (ii) Further inclusion of 12 experimental data.
- (iii) Inclusion of the experimental data as well as astrophysical observations corresponding to the NS properties.

The lower bound on maximum mass constraint considered was chosen taking into account: the mass of the pulsar PSR J0740+6620 with $M=2.08 \pm 0.07 M_\odot$ [76]; the mass of the

pulsar PSR J0952-0607, $M = 2.35 \pm 0.14 M_\odot$ [77], which is an analysis together with information from other black widow and red back pulsars gave a minimum value for the maximum NS mass of $2.19 M_\odot$ ($2.09 M_\odot$) at 1σ (3σ) confidence [77]. In the present analysis we will take as the lower bound on maximum NS mass $2.1 M_\odot$, compatible with these two results, but will also discuss the effect of taking as the lower bound on maximum mass $2.17 M_\odot$, i.e. the mass of pulsar PSR J0952-0607 at 1σ .

This paper is organised as follows. In Sec.II a brief description of mean field models and Bayesian framework are presented. Sec.III summarizes the experimental data and astrophysical observations considered. The results are discussed in Sec.IV. Finally, the conclusions are drawn in Sec.V.

II. METHODOLOGY

We use non-relativistic and the relativistic mean field models for the EoSs. The non-relativistic mean field models are based on Skyrme type effective interaction. The relativistic mean field models are derived from the effective Lagrangian which describes the interactions of nucleons through scalar-isoscalar meson σ , vector-isoscalar meson ω and vector-isovector meson ρ which also includes non-linear self interaction terms for σ mesons and mixed interaction term involving ω and ρ mesons. Once we have these EoSs we can calculate the energy of the SNM, $e_{SNM}(\rho)$ and symmetry energy, $e_{\text{sym}}(\rho)$ and use them to obtain the pressure of the symmetric nuclear matter (P_{SNM}) and the symmetry energy (P_{sym}). Empirical values of these quantities are deduced from experimental data on finite nuclei and HIC which are employed to constrain the required EoS.

A. SKYRME EoS

The Hamiltonian density for the Skyrme type effective interaction contributing to uniform nuclear matter can be written as

$$\mathcal{H} = \mathcal{K} + \mathcal{H}_0 + \mathcal{H}_3 + \mathcal{H}_{\text{eff}} \quad (1)$$

where, $\mathcal{K} = \frac{\hbar^2}{2m}\tau$ is the kinetic energy term, \mathcal{H}_0 is the zero-range term, \mathcal{H}_3 the density dependent term, \mathcal{H}_{eff} an effective-mass term. For the Skyrme interaction we have,

$$\mathcal{H}_0 = \frac{1}{4}t_0 \left[(2 + x_0)\rho^2 - (2x_0 + 1)(\rho_p^2 + \rho_n^2) \right], \quad (2)$$

$$\mathcal{H}_3 = \frac{1}{24}t_3\rho^\sigma \left[(2 + x_3)\rho^2 - (2x_3 + 1)(\rho_p^2 + \rho_n^2) \right], \quad (3)$$

$$\begin{aligned} \mathcal{H}_{\text{eff}} = & \frac{1}{8} [t_1(2 + x_1) + t_2(2 + x_2)] \tau \rho \\ & + \frac{1}{8} [t_2(2x_2 + 1) - t_1(2x_1 + 1)] (\tau_p \rho_p + \tau_n \rho_n), \end{aligned} \quad (4)$$

Here, $\rho = \rho_p + \rho_n$, and $\tau = \tau_p + \tau_n$, are the particle number density and kinetic energy density with p and n denoting the protons and neutrons, respectively.

We can express the Skyrme parameters in terms of the nuclear matter parameters as [78–81]

$$t_0 = \left(\frac{8}{\rho_0}\right) * \left(\frac{f_1}{f_2} + f_3\right) \quad (5)$$

$$\sigma = \frac{f_5}{f_6} \quad (6)$$

$$t_3 = \left(\frac{16}{\rho_0^{\sigma+1}}\right) \left(\frac{f_4}{f_2}\right) \quad (7)$$

$$\begin{aligned} \theta_{SNM} &= \frac{1}{8} (3t_1 + (5 + 4x_2)t_2) \\ &= \frac{\hbar^2}{m\rho_0} \left(\frac{m}{m^*} - 1\right) \end{aligned} \quad (8)$$

Where,

$$\begin{aligned} f_1 &= (e_0 + \left(\frac{2m}{m^*} - 3\right) \left(\frac{\hbar^2}{10m}\right) k_f^2) \\ &\quad \left(\frac{K_0}{27} - \left(1 - \frac{6m^*}{5m}\right) \left(\frac{\hbar^2}{9m^*}\right) k_f^2\right) \\ f_2 &= e_0 + \frac{K_0}{9} - \left(\frac{4m^*}{3m} - 1\right) \left(\frac{\hbar^2}{10m}\right) k_f^2 \\ f_3 &= \left(1 - \frac{5m}{3m^*}\right) \left(\frac{\hbar^2}{10m}\right) k_f^2 \\ f_4 &= (e_0 + \left(\frac{2m^*}{m} - 3\right) \left(\frac{\hbar^2}{10m}\right) k_f^2)^2 \\ f_5 &= -e_0 - \frac{K_0}{9} + \left(\frac{4m^*}{3m} - 1\right) \left(\frac{\hbar^2}{10m}\right) k_f^2 \\ f_6 &= e_0 + \left(\frac{2m^*}{m} - 3\right) \left(\frac{\hbar^2}{10m}\right) k_f^2 \end{aligned}$$

Similarly, we can also express a few of the Skyrme parameters that determine the symmetry energy in a linear combination of the nuclear matter parameters J_0 , L_0 and $K_{\text{sym}0}$ of the symmetry energy with help of the Skyrme parameters of SNM as

$$\begin{pmatrix} x_0 \\ \theta_{\text{sym}} \\ x_3 \end{pmatrix} = \begin{pmatrix} a_{01} & a_{11} & a_{21} \\ a_{02} & a_{12} & a_{22} \\ a_{03} & a_{13} & a_{23} \end{pmatrix}^{-1} \begin{pmatrix} J_{01} \\ L_{01} \\ K_{\text{sym}01} \end{pmatrix}, \quad (9)$$

Where,

$$\begin{aligned} \theta_{\text{sym}} &= 3t_1x_1 - t_2(4 + 5x_2) \\ J_{01} &= J_0 - a_s\rho_0^{\frac{2}{3}} + \frac{t_0\rho_0}{8} + \frac{t_3}{48}\rho_0^{\sigma+1} \\ L_{01} &= \frac{L_0}{3\rho_0} - \frac{2}{3}a_s\rho_0^{-\frac{1}{3}} + \frac{t_0}{8} + \frac{t_3}{48}(\sigma+1)\rho_0^\sigma \\ K_{\text{sym}01} &= \frac{K_{\text{sym}0}}{3\rho_0^2} + \frac{2}{9}a_s\rho_0^{-\frac{4}{3}} + \frac{t_3}{48}\sigma(\sigma+1)\rho_0^{\sigma-1} \\ a_{01} &= -\frac{t_0\rho_0}{4} \\ a_{11} &= -\frac{1}{24}\left(\frac{3\pi^2}{2}\right)^{2/3}\rho_0^{5/3} \\ a_{21} &= -\frac{t_3}{24}\rho_0^{\sigma+1} \\ a_{02} &= -\frac{t_0}{4} \\ a_{12} &= -\frac{5}{72}\left(\frac{3\pi^2}{2}\right)^{2/3}\rho_0^{2/3} \\ a_{22} &= -(\sigma+1)\frac{t_3}{24}\rho_0^\sigma \\ a_{03} &= 0 \\ a_{13} &= -\frac{5}{108}\left(\frac{3\pi^2}{2}\right)^{2/3}\rho_0^{-1/3} \\ a_{23} &= -\sigma(\sigma+1)\frac{t_3}{24}\rho_0^{\sigma-1}, \end{aligned}$$

with $a_s = \frac{\hbar^2}{6m}\left(\frac{3\pi^2}{2}\right)^{2/3}$.

Once these Skyrme parameters are known the energy density for a given ρ_n and ρ_p can be computed [78].

B. RMF EoS

We also create a collection of EoSs within a model of nuclear matter that is based on a relativistic field theory approach. The nuclear interaction between nucleons is represented by the exchange of the scalar-isoscalar meson σ , the vector-isoscalar meson ω , and the vector-isovector meson ρ .

The Lagrangian density is given by [3, 82, 83]

$$\mathcal{L} = \mathcal{L}_N + \mathcal{L}_M + \mathcal{L}_{NL} + \mathcal{L}_{\text{leptons}} \quad (10)$$

where

$$\mathcal{L}_N = \bar{\Psi} \left[\gamma^\mu \left(i\partial_\mu - g_\omega\omega_\mu - \frac{1}{2}g_\rho \mathbf{t} \cdot \boldsymbol{\varrho}_\mu \right) - (m_N - g_\sigma\sigma) \right] \Psi$$

denotes the Dirac equation for the nucleon doublet (neutron and proton) with bare mass m_N , Ψ is a Dirac spinor, γ^μ are the Dirac matrices, and \mathbf{t} is the isospin operator. \mathcal{L}_M is the Lagrangian density for the mesons, given by

$$\begin{aligned} \mathcal{L}_M &= \frac{1}{2} [\partial_\mu\sigma\partial^\mu\sigma - m_\sigma^2\sigma^2] - \frac{1}{4}F_{\mu\nu}^{(\omega)}F^{(\omega)\mu\nu} + \frac{1}{2}m_\omega^2\omega_\mu\omega^\mu \\ &\quad - \frac{1}{4}F_{\mu\nu}^{(\rho)} \cdot F^{(\rho)\mu\nu} + \frac{1}{2}m_\rho^2\boldsymbol{\varrho}_\mu \cdot \boldsymbol{\varrho}^\mu \end{aligned}$$

TABLE I: The empirical values of symmetry energy (e_{sym}), symmetry energy pressure (P_{sym}) and symmetric nuclear matter pressure (P_{SNM}) from experimental data on the bulk properties of finite nuclei and HIC. The astrophysical observational constraints of radii and tidal deformability of neutron star. See Ref[62] for details.

Symmetric matter				
Constraints	$n \text{ (fm}^{-3}\text{)}$	$P_{\text{SNM}} \text{ (MeV/fm}^3\text{)}$		Ref.
HIC(DLL)	0.32	10.1 ± 3.0		[75]
HIC(FOPI)	0.32	10.3 ± 2.8		[48]
Asymmetric matter				
Constraints	$n \text{ (fm}^{-3}\text{)}$	$S(n) \text{ (MeV)}$	$P_{\text{sym}} \text{ (MeV/fm}^3\text{)}$	Ref.
Nuclear structure				
α_D	0.05	15.9 ± 1.0		[67]
PREX-II	0.11		2.38 ± 0.75	[64, 68, 69]
Nuclear masses				
Mass(Skyme)	0.101	24.7 ± 0.8		[63, 64]
Mass(DFT)	0.115	25.4 ± 1.1		[64, 65]
IAS	0.106	25.5 ± 1.1		[64, 66]
Heavy-ion collisions				
HIC(Isodiff)	0.035	10.3 ± 1.0		[64, 70]
HIC(n/p ratio)	0.069	16.8 ± 1.2		[64, 71]
HIC(π)	0.232	52 ± 13	10.9 ± 8.7	[64, 72]
HIC(n/p flow)	0.240		12.1 ± 8.4	[49, 64, 73, 74]
Astronomical				
Constraints	M_\odot	R (km)	$\Lambda_{1.36}$	Ref.
LIGO	1.36		300^{+420}_{-230}	[18]
*Riley PSR J0030+0451	1.34	$12.71^{+1.14}_{-1.19}$		[41]
*Miller PSR J0030+0451	1.44	$13.02^{+1.24}_{-1.06}$		[40]
*Riley PSR J0740+6620	2.07	12.39		[43]
*Miller PSR J0740+6620	2.08	$13.7^{+2.6}_{-1.5}$		[42]

where $F^{(\omega,\varrho)\mu\nu} = \partial^\mu A^{(\omega,\varrho)\nu} - \partial^\nu A^{(\omega,\varrho)\mu}$ are the vector meson tensors, and

$$\begin{aligned} \mathcal{L}_{NL} = & -\frac{1}{3}b m_N g_\sigma^3(\sigma)^3 - \frac{1}{4}c(g_\sigma\sigma)^4 + \frac{\xi}{4!}g_\omega^4(\omega_\mu\omega^\mu)^2 \\ & + \Lambda_\omega g_\varrho^2 \varrho_\mu \cdot \varrho^\mu g_\omega^2 \omega_\mu \omega^\mu \end{aligned}$$

contains the non-linear mesonic terms with parameters b , c , ξ , Λ_ω to take care of the high-density behavior of nuclear matter. The parameters g_i 's are the couplings of the nucleons to the meson fields $i = \sigma, \omega, \varrho$, with masses m_i . Finally, the Lagrangian density for the leptons is given as $\mathcal{L}_{leptons} = \bar{\Psi}_l [\gamma^\mu (i\partial_\mu - m_l) \Psi_l]$, where Ψ_l ($l = e^-, \mu^-$) denotes the lepton spinor for electrons and muons; leptons are considered non-interacting. The equations of motion for the meson fields are obtained from the Euler-Lagrange equations:

$$\sigma = \frac{g_\sigma}{m_{\sigma,\text{eff}}^2} \sum_i \rho_i^s \quad (11)$$

$$\omega = \frac{g_\omega}{m_{\omega,\text{eff}}^2} \sum_i \rho_i \quad (12)$$

$$\varrho = \frac{g_\varrho}{m_{\varrho,\text{eff}}^2} \sum_i t_3 \rho_i, \quad (13)$$

where ρ_i^s and ρ_i are, respectively, the scalar density and the number density of nucleon i , and the effective meson masses

$m_{i,\text{eff}}$ are defined as

$$m_{\sigma,\text{eff}}^2 = m_\sigma^2 + b m_N g_\sigma^3 \sigma + c g_\sigma^4 \sigma^2 \quad (14)$$

$$m_{\omega,\text{eff}}^2 = m_\omega^2 + \frac{\xi}{3!} g_\omega^4 \omega^2 + 2\Lambda_\omega g_\varrho^2 g_\omega^2 \varrho^2 \quad (15)$$

$$m_{\varrho,\text{eff}}^2 = m_\varrho^2 + 2\Lambda_\omega g_\omega^2 g_\varrho^2 \omega^2, \quad (16)$$

The meson equations are solved using the relativistic mean-field approximation for a given ρ_n and ρ_p . Note, that the effect of the nonlinear terms on the magnitude of the meson fields enters through the effective meson masses, $m_{i,\text{eff}}$. The energy density of the baryons and leptons are given by the following expressions:

$$\begin{aligned} \epsilon = & \sum_{i=n,p,e,\mu} \frac{1}{\pi^2} \int_0^{k_{Fi}} \sqrt{k^2 + m_i^{*2}} k^2 dk \\ & + \frac{1}{2} m_\sigma^2 \sigma^2 + \frac{1}{2} m_\omega^2 \omega^2 + \frac{1}{2} m_\varrho^2 \varrho^2 \\ & + \frac{b}{3} (g_\sigma \sigma)^3 + \frac{c}{4} (g_\sigma \sigma)^4 + \frac{\xi}{8} (g_\omega \omega)^4 + \Lambda_\omega (g_\varrho g_\omega \varrho \omega)^2, \end{aligned} \quad (17)$$

where $m_i^* = m_i - g_\sigma \sigma$ for protons and neutrons and $m_i^* = m_i$ for electrons and muons, and k_{Fi} is the Fermi moment of particle i .

Once we have the energy density for a given EoS model, we can compute the chemical potential of neutron (μ_n) and proton (μ_p). The chemical potential of electron (μ_e) and muon (μ_μ) can be computed using the condition of β -equilibrium: $\mu_n - \mu_p = \mu_e$ and $\mu_e = \mu_\mu$ and the charge neutrality: $\rho_p = \rho_e + \rho_\mu$. Where ρ_e and ρ_μ are the electron and muon number density. The pressure is then determined from the thermodynamic relation:

$$p = \sum_i \mu_i \rho_i - \epsilon. \quad (18)$$

C. Bayesian Likelihood

The Bayesian likelihood is a fundamental concept in Bayesian statistics, providing a way to update the probability estimate for a hypothesis as more evidence or information becomes available. In the context of Bayesian inference, the posterior distribution measures the plausibility of a set of parameters values given the observed data.

Bayes' Theorem:- Bayes' theorem is used to update the probability estimate of a hypothesis as more evidence is available. It is formulated as:

$$P(\theta|\mathcal{D}) = \frac{\mathcal{L}(\mathcal{D}|\theta)P(\theta)}{P(\mathcal{D})} \quad (19)$$

In this equation:

- $P(\theta|\mathcal{D})$ is the posterior probability of the parameters θ given the data, \mathcal{D} .
- $\mathcal{L}(\mathcal{D}|\theta)$ is the likelihood of the data under the parameters (likelihood function).
- $P(\theta)$ is the prior probability of the parameters θ .
- $P(\mathcal{D})$ is the marginal likelihood or evidence, often acting as a normalizing constant.

Likelihood:- The likelihood function in Bayesian analysis is defined as the probability of the observed data under a specific statistical model, parameterized by a set of parameters θ . To include the asymmetric uncertainties ($\mathcal{D}_{\sigma_-}^+$) in the NS properties as listed in Tab I the likelihood function considered is

$$\ln(\mathcal{L}(\mathcal{D}|\theta)) = -\frac{1}{2} \sum_i \left(w_i \left(\frac{R_i}{\sigma_i} \right)^2 + \ln(2\pi\sigma_i^2) \right) \quad (20)$$

Here R_i is the residual between the the data, \mathcal{D}_i and model value $M_i(\theta)$ which is defined as,

$$R_i = \mathcal{D}_i - M_i(\theta) \quad (21)$$

σ_i is the standard deviation either σ_- or σ_+ depending on whether $\frac{R_i}{\sigma_i}$ is +1 or -1. w_i is the weighting factor which is always 1 except $\frac{1}{2}$ in the likelihood evaluation of NS radii (Since there are two sets of measurements for the same objects).

III. TERRESTRIAL AND ASTROPHYSICS CONSTRAINTS ON EOSS

We use relativistic and non-relativistic mean-field models, as briefly outlined in the previous section, to calculate the properties of nuclear matter at several densities and the EoSs for the neutron star matter. The properties of nuclear matter considered are the pressure for the symmetric nuclear matter (P_{SNM}), symmetry energy pressure (P_{sym}) and the symmetry energy (e_{sym}) which are constrained empirically over a range of densities by the experimental data on bulk properties of finite nuclei such as the nuclear masses (2), neutron skin thickness in ^{208}Pb (1) and the dipole polarizability (1), isobaric analog states (1) as well as the HIC data (7) spanning the density range $0.03 - 0.32 \text{ fm}^{-3}$, where the number of data points for a given quantity has been indicated in the parentheses. The astrophysics data considered are the radii of neutron stars with masses around the canonical one and $\sim 2.1 M_\odot$, the dimensionless tidal deformability for the neutron star around the canonical mass and the current bound on the maximum mass of the neutron star. The EoSs are subjected to these constraints within the Bayesian framework. The terrestrial and astrophysics data [62] considered are listed in Tab I. It should be noted that the tidal deformability constraints considered in this work is specifically for NS with a mass of $1.36 M_\odot$. This represents the limitations on the combined tidal deformability, denoted as $\tilde{\Lambda}$, for the GW170817 binary companion. When the mass ratio, q , is equal to 1, the combined tidal deformability is equal to $\Lambda_{1.36}$. It is worth noting that the $\tilde{\Lambda}$ value is almost constant, almost insensitive to the NS mass ratio q [84, 85].

IV. RESULTS AND DISCUSSION

We have applied two distinct models outlined in Section II to construct the EoSs. These EoS models used in this analysis are (i) Skyrme based non-relativistic mean field and (ii) RMF models. These EoSs are employed to compute e_{sym} , P_{sym} , and P_{SNM} corresponding to the experimental data derived from finite nuclei and HIC experiments, as detailed in the preceding section.

The radius (R), the dimensionless tidal deformability (Λ) and the maximum mass of NS (M_{max}) for a given EoS are obtained from the solutions of the Tolman–Oppenheimer–Volkoff (TOV) equations [86–88]. The EoS for the outer crust up to $0.0016\rho_0$ is taken to be the one given by Baym-Pethick-Sutherland [89]. The EoS for the inner crust corresponding to the density range $0.0016\rho_0 < \rho < 0.5\rho_0$ is obtained by using a polytropic form [90, 91]. The core EoSs are constructed using non-relativistic and relativistic mean field models as described in Sec II. These EoSs are subjected to (i) thermodynamic stability, (ii) causality (speed of sound below 1), (iii) positive semi-definiteness of the symmetry energy, and (iv) a maximum mass of the stable non-rotating neutron stars exceeding $2.1 M_\odot$ [77] as discussed in the Introduction. These EoSs are further constrained within the Bayesian framework by experimental data and astrophysics.

TABLE II: The median and 68% confidence interval for the nuclear matter parameters obtained for three different cases as labelled by M_{\max} , $M_{\max} + \text{EXPT}$ and ALL described in the text. Each case is studied with 2.10 and 2.17 M_{\odot} as the lower limit on the neutron star maximum mass.

NMPs (in MeV)	Models	M_{\max}		$M_{\max} + \text{EXPT}$		ALL	
		≥ 2.10	≥ 2.17	≥ 2.10	≥ 2.17	≥ 2.10	≥ 2.17
K_0	Skyrme	$246.73^{+22.03}_{-20.89}$	$257.42^{+18.13}_{-14.89}$	$242.46^{+9.88}_{-10.61}$	$257.69^{+12.91}_{-10.79}$	$244.10^{+12.47}_{-12.38}$	$264.47^{+5.51}_{-10.18}$
	RMF	$231.77^{+26.76}_{-25.47}$	$231.70^{+25.88}_{-27.76}$	$202.94^{+18.26}_{-16.16}$	$199.71^{+17.71}_{-16.82}$	$195.28^{+18.38}_{-16.50}$	$206.92^{+16.38}_{-13.72}$
J_0	Skyrme	$33.24^{+4.92}_{-5.29}$	$33.96^{+4.16}_{-5.32}$	$35.52^{+1.43}_{-1.75}$	$35.32^{+1.70}_{-1.63}$	$34.42^{+1.45}_{-1.45}$	$35.22^{+1.07}_{-1.67}$
	RMF	$29.80^{+11.06}_{-3.84}$	$29.47^{+10.97}_{-11.37}$	$38.06^{+1.08}_{-0.98}$	$38.25^{+1.05}_{-1.06}$	$38.16^{+1.07}_{-1.06}$	$38.39^{+0.99}_{-1.02}$
L_0	Skyrme	$77.18^{+42.93}_{-35.29}$	$78.09^{+38.64}_{-32.09}$	$94.07^{+13.45}_{-13.91}$	$93.04^{+13.98}_{-14.09}$	$81.14^{+10.87}_{-11.10}$	$82.50^{+8.62}_{-10.38}$
	RMF	$46.80^{+23.63}_{-12.27}$	$47.57^{+22.08}_{-11.37}$	$107.50^{+4.74}_{-5.59}$	$108.92^{+4.53}_{-5.72}$	$107.28^{+5.17}_{-5.19}$	$107.92^{+4.54}_{-5.82}$
$K_{\text{sym}0}$	Skyrme	$72.78^{+107.35}_{-112.04}$	$92.94^{+93.84}_{-120.33}$	$76.08^{+82.60}_{-73.94}$	$83.00^{+78.10}_{-78.04}$	$6.50^{+63.73}_{-55.93}$	$10.74^{+42.05}_{-43.81}$
	RMF	$-71.00^{+55.46}_{-92.54}$	$-57.33^{+58.98}_{-90.68}$	$2.75^{+20.36}_{-32.12}$	$10.30^{+20.78}_{-33.48}$	$0^{+25.45}_{-37.61}$	$-0.40^{+22.35}_{-38.69}$

TABLE III: The median and 68% confidence interval for the radius of neutron star of mass 1.4, 2.08 M_{\odot} and tidal deformability for 1.36 M_{\odot} NS obtained for three different cases as labelled by M_{\max} , $M_{\max} + \text{EXPT}$ and ALL described in the text.

NS properties	Models	M_{\max}		$M_{\max} + \text{EXPT}$		ALL	
		≥ 2.10	≥ 2.17	≥ 2.10	≥ 2.17	≥ 2.10	≥ 2.17
$R_{1.4}$ (km)	Skyrme	$13.37^{+1.10}_{-1.69}$	$13.42^{+1.51}_{-0.92}$	$13.79^{+0.47}_{-0.43}$	$13.77^{+0.43}_{-0.46}$	$13.28^{+0.39}_{-0.40}$	$13.18^{+0.32}_{-0.26}$
	RMF	$12.35^{+0.54}_{-0.34}$	$12.44^{+0.54}_{-0.23}$	$13.10^{+0.19}_{-0.23}$	$13.17^{+0.18}_{-0.21}$	$13.05^{+0.22}_{-0.19}$	$13.05^{+0.21}_{-0.20}$
$R_{2.08}$ (km)	Skyrme	$12.30^{+0.70}_{-0.68}$	$12.65^{+0.63}_{-0.59}$	$12.06^{+0.34}_{-0.36}$	$12.47^{+0.28}_{-0.30}$	$11.75^{+0.36}_{-0.33}$	$11.99^{+0.29}_{-0.18}$
	RMF	$11.69^{+0.47}_{-0.40}$	$12.02^{+0.54}_{-0.23}$	$11.86^{+0.36}_{-0.31}$	$12.20^{+0.27}_{-0.25}$	$12.10^{+0.23}_{-0.26}$	$11.97^{+0.18}_{-0.19}$
$\Lambda_{1.36}$ (...)	Skyrme	824^{+317}_{-255}	885^{+286}_{-246}	805^{+133}_{-129}	838^{+130}_{-133}	660^{+106}_{-97}	664^{+85}_{-64}
	RMF	508^{+104}_{-81}	548^{+102}_{-87}	622^{+71}_{-74}	645^{+67}_{-72}	607^{+70}_{-66}	610^{+70}_{-69}

ical observations. The prior distributions of the parameters of these models are provided in Tabs.A1 and A2 of the appendix.

In Fig.(1), we display the distributions of the logarithm of the likelihood obtained for both the EoS models considered. The curves labeled as “ALL” represent the results derived from employing all the data considered. Additionally, to allow a comparison, we depict contributions from various data groups. Specifically, the data groups denoted as PREX, HIC, and Astro correspond to single data from PREX-II, seven data from HIC, and five data from astrophysical observations, respectively. The group labeled as “Rest” encompasses the remaining four data points from nuclear masses, dipole polarizability, and IAS. Looking at the figure, it is evident that the peak positions of the dashed curves for both the models are very close to each other. The major contribution to the likelihood stems from the HIC data (in red) since it is closest to the total likelihood (in dashed green) for both the models. The constraints imposed on the symmetry energy from finite nuclei data (in blue) appear to align somewhat better with the Skyrme model. Meanwhile, the astrophysical observations related to neutron stars seem to be fitted better marginally

with the RMF model (in black). The constraint on P_{sym} from PREX-II seems to be fitted equally well (in brown) for both the models. In Fig. (2), we display the values of e_{sym} , P_{sym} , and P_{SNM} at specific fixed densities, along with $R_{1.4}$, $R_{2.08}$, and $\Lambda_{1.36}$ within a 68% confidence interval. These values are derived from the Skyrme (top) and RMF (bottom) models within the Bayesian framework. Additionally, for comparison, we include corresponding values obtained from experimental data and astrophysical observations as used in the present work to constrain the EoS (see TabI). The value of P_{SNM} (in magenta) aligns well with the RMF model, whereas, e_{sym} (in green) from the nuclear masses are fitted well with the Skyrme model. The astrophysical observations related to NS properties show similar agreement for both the models.

To analyse systematically the implications of various data in constraining the EoS, we perform our calculations in the following steps, (i) Priors are updated with the current lower bound for the maximum mass of neutron stars ($M_{\max} \geq 2.1 M_{\odot}$). (ii) Next, we further include 12 experimental data points. (iii) All data considered in TabI are incorporated. The outcomes for the distributions of nuclear matter parameters

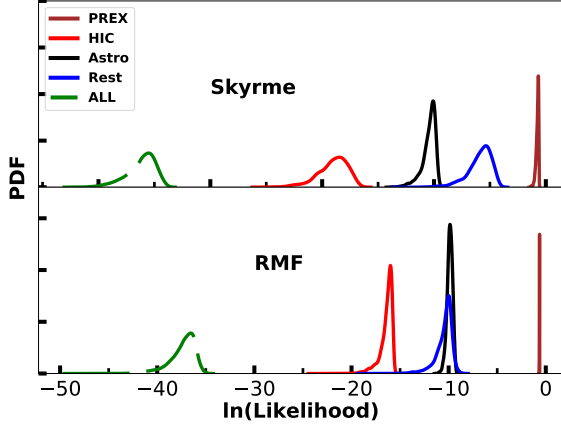


FIG. 1: Distributions of the value of the log likelihood for the case of all the data considered within the Skyrme (top) and RMF (bottom) models. The contributions to the logarithmic likelihood of each distinct group of data are also displayed for comparison (see text for details).

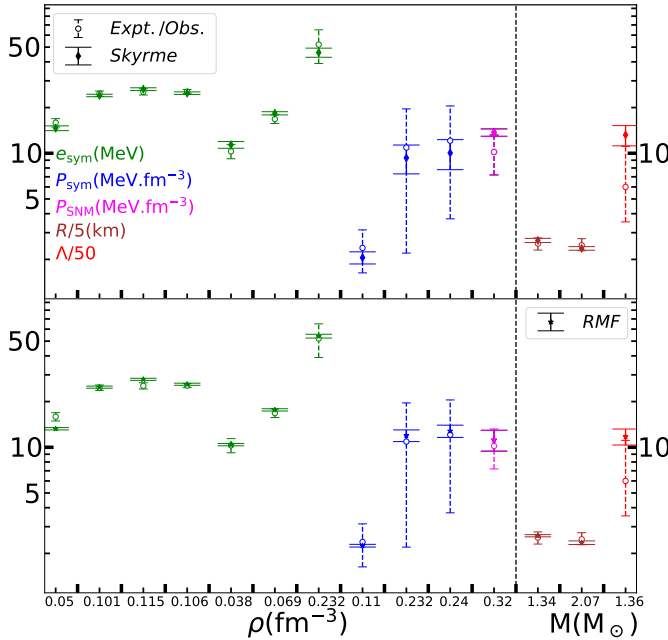


FIG. 2: The 68% confidence interval for e_{sym} , P_{sym} , P_{SNM} at fixed densities (left) and radius and tidal deformability of NS (right) for the case “ALL”. The fixed values of densities and NS masses are specified along the abscissa as listed in TabI. The results are obtained using the posterior distributions of nuclear matter parameters as presented in Fig. (3). The dashed vertical lines with hollow circles representing the experimental/observational data and the corresponding results from Skyrme(top) and RMF(bottom) models are depicted by the solid vertical lines with solid circles. The scale along the ordinate only represents the numerical values, while the associated units for the presented quantities are provided in the top panel.

and neutron star properties under these three scenarios, identified as “ M_{max} ”, “ $M_{\text{max}} + \text{EXPT}$ ”, and “ALL”, are detailed in Tabs.II and III, respectively. From TabII it is clear that for the Skyrme model the K_0 is essentially constrained by the lower limit of NS maximum mass, while the experimental data and the other astrophysical observations have a smaller effect. In the case of the RMF model the maximum mass as well as experimental data have a great impact on K_0 . The other parameters are also significantly constrained by the experimental data in the RMF case. However, for the Skyrme model the $K_{\text{sym}0}$ is mainly constrained by the astrophysical data. Finally from the distributions of the nuclear matter parameters in the case of ALL we can conclude that the Skyrme presents a stiffer SNM EoS but a softer symmetry energy compared to RMF in the vicinity of ρ_0 .

It can be seen from the TabIII that the “ M_{max} ” and “ $M_{\text{max}} + \text{EXPT}$ ” scenarios, for the two types of models used — Skyrme and RMF — show noticeable differences in predicting the radius for neutron stars with $1.4 M_{\odot}$ and the tidal deformability (Λ) with $1.36 M_{\odot}$ measured in GW170817. However, for higher NS masses, like $2.08 M_{\odot}$, the predicted radii $R_{2.08}$ are very similar. When astrophysical observations on NS radii and tidal deformability are included, both the models predict similar radii for neutron stars of both 1.4 and $2.08 M_{\odot}$, as well as a similar tidal deformability. It is worth noting, though, agreement of Skyrme and RMF models with the experimental data on P_{SNM} and e_{sym} are different, the EoS for the NS matter are such that the differences in the NS properties level off. It may be pointed out that when all the data/observations are considered the shift on the lower bound on M_{max} from $2.1 M_{\odot}$ to $2.17 M_{\odot}$ has only a small effect on the NMP giving rise a slightly larger K_0 (by 20 MeV for the Skyrme models and 10 MeV for the RMF models). All the other properties do not differ much more than 1 MeV, the $K_{\text{sym}0}$ with the Skyrme model being the only exception with a difference of ~ 3 MeV. So, the increase in the lower limit of the maximum mass $M_{\text{max}} \geq 2.17 M_{\odot}$ has a negligible impact on the outcomes related to the NS properties. We have also repeated our all the calculations with variable transition density between $0.04 - 0.08 \text{ fm}^{-3}$ depending on the values of L_0 [92] to assess the robustness of our results. The values of radius and tidal deformability change minimally only by less than 1% and 5%, respectively.

The corner plots in Fig.(3) display nuclear matter parameters and selected NS properties under the ‘ALL’ scenario for both Skyrme and RMF models. Along the diagonal, marginalised distributions are presented, while off-diagonal sections depict confidence ellipses. The distributions of the nuclear matter parameters for the Skyrme model are relatively wider compared to those for the RMF models. It may be emphasized that the values of nuclear matter parameters obtained from the Skyrme and RMF models differ significantly, despite being inferred from the same data set. For instance, the median value for K_0 is higher in the Skyrme model by about 20% compared to the RMF model, while the median value of L_0 in the Skyrme model is lower by the same amount. This suggests that the Skyrme model yields a stiffer EoS for symmetric nuclear matter around $\sim \rho_0$, but with a softer density-

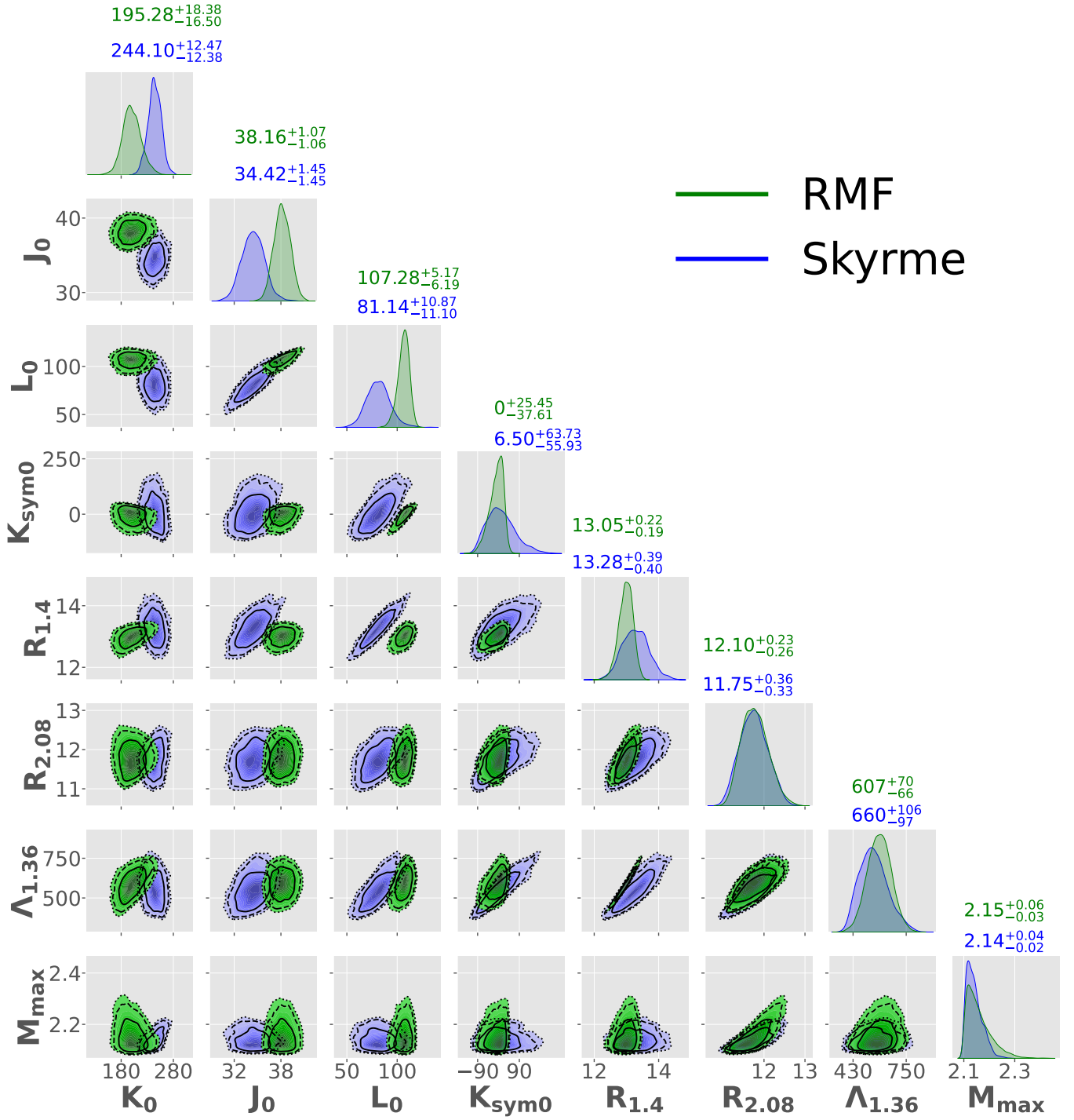


FIG. 3: Corner plots obtained for the Skyrme and RMF models with the 12 experimental data and 3 astrophysical observations within the Bayesian framework. The marginalized posterior distributions of the nuclear matter parameters and selected neutron star properties are plotted along the diagonal. The confidence ellipses for two-dimensional posterior distributions are plotted with 1σ , 2σ and 3σ intervals along the off-diagonal.

dependent symmetry energy. Further L_0 exhibits correlations with J_0 and $K_{\text{sym}0}$ for both the models. However, the strength of correlations between the remaining pairs of nuclear matter parameters are relatively weaker. In the case of the Skyrme model, the correlations between L_0 and $K_{\text{sym}0}$ with $R_{1.4}$ and

$\Lambda_{1.36}$ appear relatively stronger compared to those in the RMF model [5, 91, 93–97]. It may be pointed out that $R_{1.4}$ is better constrained for the RMF model. This may be associated to the narrow distribution of L_0 .

We examine the impact of three different scenarios on the

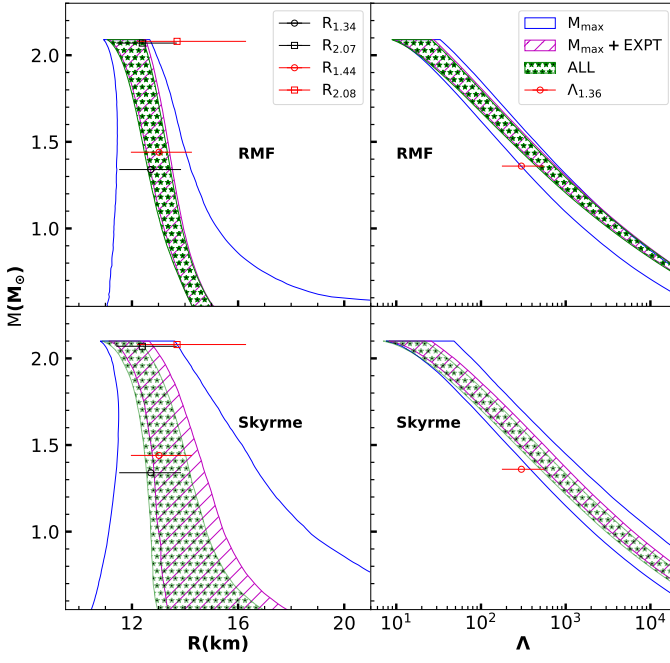


FIG. 4: The 95% confidence intervals for the radius and tidal deformability as a function of neutron star mass evaluated using the posterior distributions. The astrophysical observations used in the Bayesian framework are also shown. The error bars in black and red colors indicate the constraints for NS radii for each of the pulsar PSR J0030+0451 and PSR J0740+6620 with masses ~ 1.4 and $2.0 M_{\odot}$, respectively.

distributions of radius, tidal deformability of NS and the underlying EoSs. In Fig.(4), the 95% confidence intervals display the NS mass-radius and mass-tidal deformability relationships. Results from both the Skyrme and the RMF model exhibit similar trends. The incorporation of experimental data (magenta band) significantly reduces the spread in NS properties at a given mass compared to the scenario involving only the maximum mass constraint (empty blue band). The values of $R_{1.4}$, $R_{2.08}$, and $\Lambda_{1.36}$ are already reasonably constrained by M_{\max} and experimental data, aligning well with current astrophysical observations. Interestingly, the inclusion of constraints from astrophysical observations (green band) does not significantly alter the NS properties. This suggests a need for more precise observations to further refine and constrain the underlying EoS.

In Fig.(5), the 95% confidence intervals represent the updated EoSs achieved by sequentially incorporating the constraints. The original priors (grey band) are also depicted for comparison purposes. The maximum NS mass significantly constrains the EoSs (empty blue band) which further narrow down with the inclusion of experimental data (magenta band). The introduction of constraints from astrophysical observations does not notably impact the EoSs.

The Kullback-Liebler divergence (D_{KL}) provides a quantitative comparison between two different distributions. The D_{KL} comparing distributions P and Q is defined as :

$$D_{KL}(P||Q) = \int_{-\infty}^{+\infty} P(x) \log_2 \left(\frac{P(x)}{Q(x)} \right) dx.$$

For a more detailed

comparison, we evaluate the D_{KL} as a function of baryon density for two distributions of the EoSs corresponding to different scenarios. In Fig.(6), the solid lines represent the value of D_{KL} obtained by comparing the distributions of EoSs between “ M_{\max} ” and “ $M_{\max} + \text{EXPT}$ ” scenarios. Similarly, the dashed lines represent the value of D_{KL} obtained by comparing the distributions of EoSs between “ M_{\max} ” and “ALL” scenarios. The values of D_{KL} for the solid lines indicate that the experimental data provides tighter constraints on the EoS in the vicinity of ρ_0 . The proximity between solid and dashed lines indicates that including astrophysical observations does not impose stricter constraints beyond those set by the experimental data. However, the presence of a minor peak around $2-3\rho_0$ in both models suggests that astrophysical observations on NS radii and tidal deformability introduce additional constraints within this density range.

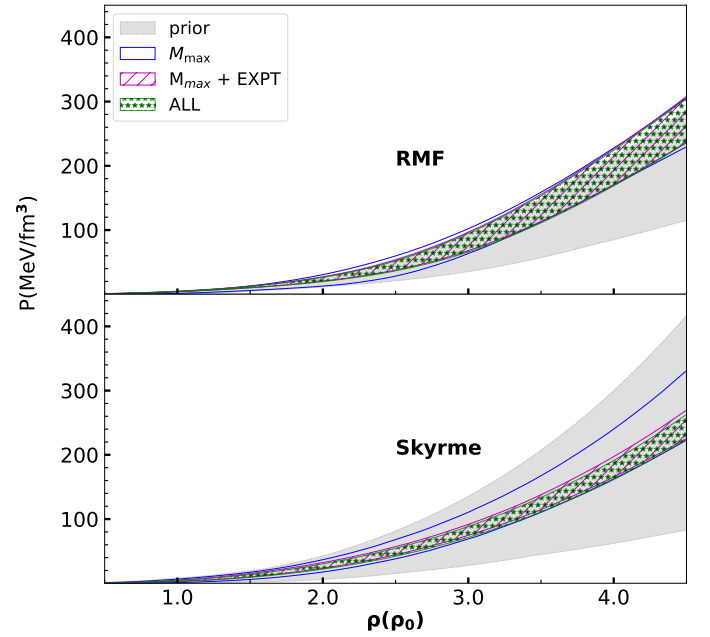


FIG. 5: The 95% confidence intervals for the posterior distributions of the pressure for the neutron star matter as a function of baryon density for the RMF (top) and Skyrme (bottom) mean field models corresponding to different scenarios as indicated (see text).

Finally, we would like to compare our results on the radius of the $1.4M_{\odot}$ star with other results existing in the literature. In Ref.[98], the authors made an estimation of the radius of a $1.4M_{\odot}$ star, $R_{1.4} = 11.98^{+0.35}_{-0.40}$ km, using an extension of the Nuclear-physics and Multi-Messenger Astrophysics framework NMMA, which includes data from gravitational-wave signal from the GW170817 event, the kilonova AT2017gfo and the gamma-ray burst GRB170817A afterglow, together with nuclear-physics constraints at low densities and X-ray and radio observations of isolated neutron stars. This predicted value is in agreement with several other predictions listed in TabI of Ref.[98] which have been obtained essentially from observational data and nuclear-physics constraints at low densities for χ EFT calculations for neutron matter, except for the study [44] where data from HIC [48, 49, 75] has

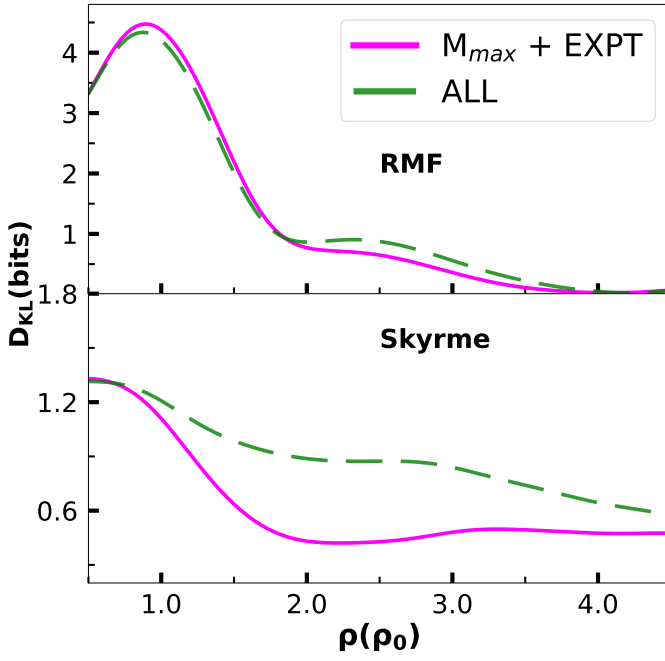


FIG. 6: The variations of Kullback–Leibler divergence (D_{KL}) as a function of baryon density. The values of D_{KL} shown by solid (dashed) line is obtained for the scenario $M_{max} + \text{EXPT}$ (ALL) with respect to the prior updated with maximum neutron star mass.

also been considered. In Ref.[44] the predicted radius of a $1.4M_{\odot}$ NS is $12.01^{+0.78}_{-0.77}$ km considering Astro and HIC constraints, however taking only the HIC constraints the radius is larger, $12.06^{+1.13}_{-1.18}$ km. The quite large radius predicted in our study $13.28^{+0.39}_{-0.40}$ km (Skyrme) and $13.05^{+0.22}_{-0.19}$ km (RMF) is compatible with the prediction from [44] from the HIC data. Note, however, that in our study we have considered a larger set of HIC and experimental nuclear data. The HIC and nuclear data seem to give rise to larger radii than the astrophysics observations. These are clearly seen from Table III: nuclear data increase the NS radius with respect just to the maximum mass constraint, and the rest of the astrophysical data pushes down the radius coming from the nuclear data plus maximum mass constraints. In Ref.[62] the $R_{1.4} = 12.9^{+0.4}_{-0.5}$ km has been obtained using a diverse set of data from finite nuclei, HIC, GW170817 and NICER which compare well with $R_{1.4} \sim 13$ km as obtained in the present work (see TabIII). These results suggest that lower values of $R_{1.4}$ obtained in [98] and references therein may be due to the constraints from χEFT for pure neutron matter at low density. In a recent study [99] a combined analysis has been performed using GW170817, kilonova and NICER data which predict radius of $1.4M_{\odot}$ NS $12.30^{+0.81}_{-0.56}$ km and $13.20^{+0.90}_{-0.91}$ km for two different hot spot models used in the NICER analysis.

V. CONCLUSIONS

We have performed a systematic investigation to assess the implications of a comprehensive set of data, encompass-

ing nuclear physics experiments and astrophysical observations concerning neutron star properties, on the EoSs obtained within the non-relativistic and relativistic mean field models. The non-relativistic model relies on a Skyrme-type effective interaction, while the relativistic mean field model is derived from an effective Lagrangian which incorporates nonlinear terms for σ , ω , and ρ mesons. The experimental data set includes bulk properties from finite nuclei and heavy-ion collisions, contributing with information on the symmetry energy, the symmetry energy pressure, and the pressure for symmetric nuclear matter up to twice the saturation density. Additionally, astrophysical observations including radii for approximately $1.4M_{\odot}$ and $2.1M_{\odot}$, tidal deformability for $1.36M_{\odot}$, and the maximum neutron star mass are considered. We have employed a Bayesian framework, to investigate the constraints imposed by these data on nuclear matter properties. Three scenarios were explored: (i) priors updated with the maximum neutron star mass constraint only, (ii) maximum neutron star mass plus experimental data, and (iii) all the data considered.

Our determined values largely align within 68% confidence intervals with most of the fitted data/observations (see Fig.2). The non-relativistic model underestimates the pressure for symmetric nuclear matter, while the RMF model tends to overestimate the symmetry energy at densities of 0.05 and 0.115 fm^{-3} derived from iso-vector dipole resonance and nuclear masses, respectively. The dimensionless tidal deformability from the RMF model aligns slightly better with the corresponding astrophysical observations for a neutron star of $1.36M_{\odot}$. The underlying EoSs initially constrained by the maximum neutron star mass, narrow further with the inclusion of experimental data. Interestingly, there is a minimal impact on the EoSs by further inclusion of astrophysical observations, especially evident in the distributions of neutron star mass-radius and mass-tidal deformability. These trends are as-lo quantitatively reflected from the values of KL divergence obtained by comparing the distributions of the EoS from different scenarios. It implies more precise observations require to confine the EoSs in narrower bounds. Finally, we remark that there is a significant discrepancy in the values of nuclear matter parameters obtained from the Skyrme and RMF models, despite both originating from the same data set. In particular, as alluded above, Skyrme forces predict a harder symmetric nuclear matter EoS while the RMF predicts a harder symmetry energy. It is also observed that the value of $R_{1.4} \sim 12$ km in the previous analysis may be due to the low density constraints from χEFT for pure neutron matter.

VI. ACKNOWLEDGEMENTS

TM and CP would like to appreciate the support of national funds from FCT (Fundação para a Ciência e a Tecnologia, I.P, Portugal) under projects UIDP/04564/2020 and No. UIDB/04564/2020, respectively with DOI identifiers 10.54499/UIDB/04564/2020 and 10.54499/UIDP/04564/2020, and Project 2022.06460.PTDC with the DOI identifier 10.54499/2022.06460.PTDC. They also like to acknowledge the Laboratory for Advanced

Computing at the University of Coimbra for providing HPC resources that have contributed to the research results reported within this paper, URL: <https://www.uc.pt/lca>. BKA acknowledges partial support from the SERB, Department

of Science and Technology, Government of India with CRG/2021/000101. The authors sincerely acknowledge the usage of the analysis software BILBY [100, 101].

-
- [1] J. M. Lattimer and M. Prakash, *Astrophys. J.* **550**, 426 (2001).
 - [2] J. Lattimer, *Annual Review of Nuclear and Particle Science* **71**, 433 (2021).
 - [3] F. J. Fattoyev, C. J. Horowitz, J. Piekarewicz, and G. Shen, *Phys. Rev. C* **82**, 055803 (2010).
 - [4] M. B. Tsang *et al.*, *Phys. Rev. C* **86**, 015803 (2012).
 - [5] M. Fortin, C. Providência, A. R. Raduta, F. Gulminelli, J. L. Zdunik, P. Haensel, and M. Bejger, *Phys. Rev. C* **94**, 035804 (2016).
 - [6] J. Margueron, R. Hoffmann Casali, and F. Gulminelli, *Phys. Rev. C* **97**, 025806 (2018).
 - [7] F. J. Fattoyev, J. Piekarewicz, and C. J. Horowitz, *Phys. Rev. Lett.* **120**, 172702 (2018).
 - [8] S. K. Greif, K. Hebeler, J. M. Lattimer, C. J. Pethick, and A. Schwenk, *Astrophys. J.* **901**, 155 (2020).
 - [9] B. T. Reed, F. J. Fattoyev, C. J. Horowitz, and J. Piekarewicz, (2023), [arXiv:2305.19376](https://arxiv.org/abs/2305.19376) [nucl-th] .
 - [10] G. Raaijmakers, S. K. Greif, K. Hebeler, T. Hinderer, S. Nisanke, A. Schwenk, T. E. Riley, A. L. Watts, J. M. Lattimer, and W. C. G. Ho, *Astrophys. J. Lett.* **918**, L29 (2021).
 - [11] E. Annala, T. Gorda, E. Katerini, A. Kurkela, J. Nättilä, V. Paschalidis, and A. Vuorinen, *Phys. Rev. X* **12**, 011058 (2022).
 - [12] S. Ghosh, B. K. Pradhan, D. Chatterjee, and J. Schaffner-Bielich, *Frontiers in Astronomy and Space Sciences* **9** (2022).
 - [13] C. Huang, G. Raaijmakers, A. L. Watts, L. Tolos, and C. Providência, (2023), [arXiv:2303.17518](https://arxiv.org/abs/2303.17518) [astro-ph.HE] .
 - [14] P. Char, S. Traversi, and G. Pagliara, *Particles* **3**, 621 (2020).
 - [15] E. R. Most, L. R. Weih, L. Rezzolla, and J. Schaffner-Bielich, *Phys. Rev. Lett.* **120**, 261103 (2018).
 - [16] J. Aasi *et al.* (LIGO Scientific), *Class. Quant. Grav.* **32**, 074001 (2015).
 - [17] F. Acernese *et al.* (VIRGO), *Class. Quant. Grav.* **32**, 024001 (2015).
 - [18] B. P. Abbott *et al.*, *Phys. Rev. X* **9**, 011001 (2019).
 - [19] B. P. Abbott *et al.*, *Astrophys. J.* **882**, L24 (2019).
 - [20] B. P. Abbott *et al.*, *Phys. Rev. Lett.* **119**, 161101 (2017).
 - [21] B. P. Abbott *et al.*, *Phys. Rev. Lett.* **121**, 161101 (2018).
 - [22] S. De, D. Finstad, J. M. Lattimer, D. A. Brown, E. Berger, and C. M. Biwer, *Phys. Rev. Lett.* **121**, 091102 (2018).
 - [23] P. Landry and R. Essick, *Phys. Rev. D* **99**, 084049 (2019).
 - [24] J. Piekarewicz and F. J. Fattoyev, *Phys. Rev. C* **99**, 045802 (2019).
 - [25] B. P. Abbott *et al.*, *Astrophys. J.* **892**, L3 (2020).
 - [26] T. Dietrich, M. W. Coughlin, P. T. H. Pang, M. Bulla, J. Heinzl, L. Issa, I. Tews, and S. Antier, *Science* **370**, 1450 (2020).
 - [27] M. Punturo *et al.*, *Class. Quant. Grav.* **27**, 194002 (2010).
 - [28] D. Reitze *et al.*, *Bull. Am. Astron. Soc.* **51**, 035 (2019).
 - [29] F. Iacovelli, M. Mancarella, C. Mondal, A. Puecher, T. Dietrich, F. Gulminelli, M. Maggiore, and M. Oertel, *Phys. Rev. D* **108**, 122006 (2023).
 - [30] R. Huxford, R. Kashyap, S. Borhanian, A. Dhani, and B. S. Sathyaprakash, (2023), [arXiv:2307.05376](https://arxiv.org/abs/2307.05376) [gr-qc] .
 - [31] H. Rose, N. Kunert, T. Dietrich, P. T. H. Pang, R. Smith, C. Van Den Broeck, S. Gandolfi, and I. Tews, *Phys. Rev. C* **108**, 025811 (2023).
 - [32] K. Walker, R. Smith, E. Thrane, and D. J. Reardon, (2024), [arXiv:2401.02604](https://arxiv.org/abs/2401.02604) [astro-ph.HE] .
 - [33] A. L. Watts *et al.*, *Rev. Mod. Phys.* **88**, 021001 (2016).
 - [34] D. Psaltis, F. Özel, and D. Chakrabarty, *Astrophys. J.* **787**, 136 (2014).
 - [35] N.-B. Zhang, B.-A. Li, and J. Xu, *Astrophys. J.* **859**, 90 (2018).
 - [36] J. M. Lattimer and A. W. Steiner, *Eur. Phys. J. A* **50**, 40 (2014).
 - [37] B. P. Abbott *et al.*, *Astrophys. J. Lett.* **848**, L12 (2017).
 - [38] J. Antoniadis, P. C. Freire, N. Wex, T. M. Tauris, R. S. Lynch, *et al.*, *Science* **340**, 6131 (2013).
 - [39] J. M. Lattimer and A. W. Steiner, *Eur. Phys. J. A* **50**, 1 (2014).
 - [40] M. C. Miller *et al.*, *Astrophys. J.* **887**, L24 (2019).
 - [41] T. Riley *et al.*, *Astrophys. J. Lett.* **887**, L21 (2019).
 - [42] M. C. Miller *et al.*, *Astrophys. J. Lett.* **918**, L28 (2021).
 - [43] T. E. Riley *et al.*, *Astrophys. J. Lett.* **918** (2021).
 - [44] S. Huth *et al.*, *Nature* **606**, 276 (2022).
 - [45] B. Abbott *et al.* (LIGO Scientific, Virgo), *Astrophys. J. Lett.* **892**, L3 (2020).
 - [46] B. P. Abbott *et al.* (Virgo, Fermi-GBM, INTEGRAL, LIGO Scientific), *Astrophys. J.* **848**, L13 (2017).
 - [47] M. Coughlin, T. Dietrich, K. Kawaguchi, S. Smartt, C. Stubbs, and M. Ujevic, *Astrophys. J.* **849**, 12 (2017).
 - [48] A. Le Fèvre, Y. Leifels, W. Reisdorf, J. Aichelin, and C. Hartnack, *Nucl. Phys. A* **945**, 112 (2016).
 - [49] P. Russotto and *et al.*, *Phys. Rev. C* **94**, 034608 (2016).
 - [50] K. Hebeler, J. M. Lattimer, C. J. Pethick, and A. Schwenk, *Astrophys. J.* **773**, 11 (2013).
 - [51] I. Tews, T. Krüger, K. Hebeler, and A. Schwenk, *Phys. Rev. Lett.* **110**, 032504 (2013).
 - [52] J. E. Lynn, I. Tews, J. Carlson, S. Gandolfi, A. Gezerlis, K. E. Schmidt, and A. Schwenk, *Phys. Rev. Lett.* **116**, 062501 (2016).
 - [53] C. Drischler, K. Hebeler, and A. Schwenk, *Phys. Rev. Lett.* **122**, 042501 (2019).
 - [54] C. Drischler, R. J. Furnstahl, J. A. Melendez, and D. R. Phillips, *Phys. Rev. Lett.* **125** (2020).
 - [55] S. Huth, C. Wellenhofer, and A. Schwenk, *Phys. Rev. C* **103** (2021).
 - [56] Z. Arzoumanian *et al.* (NANOGrav), *Astrophys. J. Suppl.* **235**, 37 (2018).
 - [57] B. Margalit and B. D. Metzger, *Astrophys. J. Lett.* **850**, L19 (2017).
 - [58] L. Rezzolla, E. R. Most, and L. R. Weih, *Astrophys. J.* **852**, L25 (2018).
 - [59] T. Dietrich, A. Samajdar, S. Khan, N. K. Johnson-McDaniel, R. Dudi, and W. Tichy, *Phys. Rev. D* **100**, 044003 (2019).
 - [60] M. Bulla, *Mon. Not. Roy. Astron. Soc.* **489**, 5037 (2019).
 - [61] I. Tews, *Phys. Rev. C* **95**, 015803 (2017).
 - [62] C. Y. Tsang, M. B. Tsang, W. G. Lynch, R. Kumar, and C. J. Horowitz, (2023), [arXiv:2310.11588](https://arxiv.org/abs/2310.11588) [nucl-th] .
 - [63] B. A. Brown and A. Schwenk, *Phys. Rev. C* **89**, 011307 (2014).
 - [64] W. Lynch and M. Tsang, *Physics Letters B* **830**, 137098

- (2022).
- [65] M. Kortelainen, J. McDonnell, W. Nazarewicz, P.-G. Reinhard, J. Sarich, N. Schunck, M. V. Stoitsov, and S. M. Wild, *Phys. Rev. C* **85**, 024304 (2012).
 - [66] P. Danielewicz, P. Singh, and J. Lee, *Nuclear Physics A* **958**, 147 (2017).
 - [67] Z. Zhang and L.-W. Chen, *Phys. Rev. C* **92**, 031301 (2015).
 - [68] D. Adhikari *et al.* (PREX), *Phys. Rev. Lett.* **126**, 172502 (2021).
 - [69] B. T. Reed, F. J. Fattoyev, C. J. Horowitz, and J. Piekarewicz, *Phys. Rev. Lett.* **126**, 172503 (2021).
 - [70] M. B. Tsang, Y. Zhang, P. Danielewicz, M. Famiano, Z. Li, W. G. Lynch, and A. W. Steiner, *Phys. Rev. Lett.* **102**, 122701 (2009).
 - [71] P. Morfouace *et al.*, *Physics Letters B* **799**, 135045 (2019).
 - [72] J. Estee *et al.* (S π RIT Collaboration), *Phys. Rev. Lett.* **126**, 162701 (2021).
 - [73] M. D. Cozma, *Eur. Phys. J. A* **54**, 40 (2018).
 - [74] P. Russotto, P. Wu, M. Zoric, M. Chartier, Y. Leifels, R. Lemmon, Q. Li, J. Łukasik, A. Pagano, P. Pawłowski, and W. Trautmann, *Physics Letters B* **697**, 471 (2011).
 - [75] P. Danielewicz, R. Lacey, and W. G. Lynch, *Science* **298**, 1592 (2002).
 - [76] E. Fonseca *et al.*, *Astrophys. J. Lett.* **915**, L12 (2021).
 - [77] R. W. Romani, D. Kandel, A. V. Filippenko, T. G. Brink, and W. Zheng, *The Astrophys. J. Lett.* **934**, L17 (2022).
 - [78] E. Chabanat, P. Bonche, P. Haensel, J. Meyer, and R. Schaeffer, *Nucl. Phys. A* **627**, 710 (1997).
 - [79] J. Margueron, J. Navarro, and N. Van Giai, *Phys. Rev. C* **66**, 014303 (2002).
 - [80] J. Gómez, C. Prieto, and J. Navarro, *Nuclear Physics A* **549**, 125 (1992).
 - [81] B. K. Agrawal, S. Shlomo, and V. K. Au, *Phys. Rev. C* **72**, 014310 (2005).
 - [82] M. Dutra, O. Lourenço, S. S. Avancini, B. V. Carlson, A. Delfino, D. P. Menezes, C. Providência, S. Typel, and J. R. Stone, *Phys. Rev. C* **90**, 055203 (2014).
 - [83] T. Malik, M. Ferreira, M. B. Albino, and C. Providência, *Phys. Rev. D* **107**, 103018 (2023).
 - [84] C. Raithel, F. Özel, and D. Psaltis, *Astrophys. J. Lett.* **857**, L23 (2018).
 - [85] T. Malik and H. Pais, *Eur. Phys. J. A* **58**, 154 (2022).
 - [86] J. R. Oppenheimer and G. M. Volkoff, *Phys. Rev.* **55**, 374 (1939).
 - [87] R. C. Tolman, *Phys. Rev.* **55**, 364 (1939).
 - [88] T. Hinderer, *Astrophys. J.* **677**, 1216 (2008).
 - [89] G. Baym, C. Pethick, and P. Sutherland, *Astrophys. J.* **170**, 299 (1971).
 - [90] J. Carriere, C. J. Horowitz, and J. Piekarewicz, *Astrophys. J.* **593**, 463 (2003).
 - [91] N. K. Patra, S. M. A. Imam, B. K. Agrawal, A. Mukherjee, and T. Malik, *Phys. Rev. D* **106**, 043024 (2022).
 - [92] T. Malik, H. Pais, and C. Providência, (2024), arXiv:2401.10842 [nucl-th] .
 - [93] C. Y. Tsang, M. B. Tsang, P. Danielewicz, W. G. Lynch, and F. J. Fattoyev, *Phys. Rev. C* **102**, 045808 (2020).
 - [94] H. D. Thi, C. Mondal, and F. Gulminelli, *Universe* **7**, 373 (2021).
 - [95] N. K. Patra *et al.*, *Phys. Rev. C* **107**, 055804 (2023).
 - [96] S. M. A. Imam, A. Mukherjee, B. K. Agrawal, and G. Banerjee, (2023), arXiv:2305.11007 [nucl-th] .
 - [97] N. K. Patra, P. Saxena, B. K. Agrawal, and T. K. Jha, *Phys. Rev. D* **108**, 123015 (2023).
 - [98] P. T. H. Pang *et al.*, *Nature Commun.* **14**, 8352 (2023).
 - [99] M. Breschi, R. Gamba, G. Carullo, D. Godzieba, S. Bernuzzi, A. Perego, and D. Radice, (2024), arXiv:2401.03750 [astro-ph.HE] .
 - [100] G. Ashton *et al.*, *Astrophys. J. Suppl. Ser.* **241**, 27 (2019).
 - [101] I. M. Romero-Shaw *et al.*, *Mon. Not. Roy. Astron. Soc.* **499**, 3295 (2020).

Appendix

TABLE A1: Prior distributions of the NMPs for the Skyrme model. Here ρ_0 , e_0 and K_0 are assumed as gaussian (G) distribution with median μ and standard deviation σ . Uniform (U) priors are used for the rest of the parameters with a minimum min and maximum max. The NMPs are listed in the units of MeV. Effective mass m^* has the unit of nucleon mass, m_N .

	$\rho_0(\text{G})$	$e_0(\text{G})$	$K_0(\text{G})$	$J_0(\text{U})$	$L_0(\text{U})$	$K_{\text{sym},0}(\text{U})$	$m^*(\text{U})$
min/ μ	0.16	-16	230	24.7	-11.4	-328.5	0.5
max/ σ	0.005	0.3	30	40.3	149.4	237.9	1

TABLE A2: The uniform prior is considered for the parameters of the RMF models (NL). Specifically, B and C are $b \times 10^3$ and $c \times 10^3$, respectively. It follows that “b” and “c” are going into Lagrangian density. The ‘min’ and ‘max’ entries denote the minimum and maximum values of the uniform distribution. All the parameters are dimensionless.

	g_σ	g_ω	g_ρ	B	C	ξ	Λ_ω
min	5.5	5.5	5.5	0.5	-10.0	0.0	0
max	15.5	15.5	20.5	10.0	10.0	0.04	0.12