

GPTArticleExtractor: An Automated Workflow for Magnetic Material Database Construction

Yibo Zhang^{a,b}, Suman Itani^a, Kamal Khanal^a, Emmanuel Okyere^a, Gavin Smith^a, Koichiro Takahashi^a, Jiadong Zang^a

^aDepartment of Physics and Astronomy, University of New Hampshire, 9 Library Way, Durham, 03824, NH, USA

^bDepartment of Chemistry, University of New Hampshire, 23 Academic Way, Durham, 03824, NH, USA

Abstract

A comprehensive database of magnetic materials is valuable for researching the properties of magnetic materials and discovering new ones. This article introduces a novel workflow that leverages large language models for extracting key information from scientific literature. From 22,120 articles in the Journal of Magnetism and Magnetic Materials, a database containing 2,035 magnetic materials was automatically generated, with ferromagnetic materials constituting 76% of the total. Each entry in the database includes the material's chemical compounds, as well as related structures (space group, crystal structure) and magnetic temperatures (Curie, Néel, and other transitional temperatures). To ensure data accuracy, we meticulously compared each entry in the database against the original literature, verifying the precision and reliability of each entry.

Keywords: Magnetic Materials, Database, Large Language Models

1. Introduction

Magnetic materials play an indispensable role in modern science and engineering domains. Their applications span a wide range, from data storage devices like hard disks and tapes to electrical power conversion and transmission systems, and extend to medical and consumer electronics. The unique magnetic properties of these materials enable various technological applications to function efficiently and precisely [1, 2].

While discovering antiferromagnets is relatively easy due to the superexchange nature therein[3], predicting new ferromagnets poses significant challenges. The interplay of the correlation and itinerancy is believed to be the origin of most ferromagnetism, but a complete understanding is yet to be available [4]. The first-principles calculations, such as density functional theory (DFT), are generally accurate in determining the energy of non-magnetic materials. Unfortunately, they often result in incorrect predictions of magnetic properties, especially for magnetic materials where the electronic correlation is relevant, particularly ferromagnetism. Many magnetic materials are strongly correlated, and one often has to go beyond DFT or DFT + U approaches [5]. Moreover, the limitations of the DFT+U method in predicting magnetic structures are demonstrated by the disagreement between the observed experimental and the calculated magnetic configurations [6]. Another drawback of the DFT calculations is that to get a successful description of exchange interactions in some materials (like antiferromagnetic Mn_3O_4), one has to use hybrid exchange-correlation functionals, which have a considerable computational cost [7]. Another study [8] also suggests that none of the functionals

work in all conditions, indicating the need for further development of exchange-correlation functionals. The paramount impact is clearly doomed if a reliable way of predicting new ferromagnets cannot be achieved.

Data-driven materials discovery is an effective solution to this challenge. For example, the high-throughput (HT) methods efficiently pinpoint materials with distinct properties by conducting broad screenings within databases [9, 10, 11]. However, HT outcomes, rooted in the first-principles calculations, are still constrained by these algorithms' drawbacks above. On the other hand, Data mining techniques in materials science are significantly enhanced by various analytical methods. Key among these are machine learning [12, 13], deep learning [14], linear regression [15], and trend analysis [16], which all garnered success in identifying materials and developing screening models. However, the effectiveness of these methods relies heavily on the availability of a comprehensive dataset, which has yet to be ready for magnetic materials.

Databases based on experimentally verified information do exist [17, 18, 19, 20], yet they all lack magnetic property information, such as Curie or Néel temperatures. The Bilbao Magnetic Materials Database [21] comes closest to meeting these criteria. It offers a complete lattice and magnetic structure for each entry and leads to success in discovering magnetic topological insulators [22]. However, its dataset is limited to 1,890 entries, a scale insufficient to support more intricate deep-learning models. Some efforts to create a magnetic material database have been noticed in articles [12, 13, 23] and books[24, 25, 26]. Notably, Matthew et al. [27] developed a rule-based syntax toolkit for the automatic extraction of chemical information. It requires substantial programming efforts to use regular expressions, which may fail to adapt to different articles' writing styles and layouts. Callum et al. [28] automated

Email addresses: yibo.zhang@unh.edu (Yibo Zhang),
jiadong.zang@unh.edu (Jiadong Zang)

the analysis of 68,078 articles in physics and chemistry, extracting information related to chemical composition and magnetic phase transitions (e.g., Curie and Néel temperatures) from 39,822 of them. Luke et al. [29] implemented literature scraping without rules by fine-tuning a BERT model. These works do not address the extraction of structural information, which is essential for the descriptor [30] in data-based materials discovery. However, we admit the difficulty in extracting structural information since they are often embedded within extensive text. Furthermore, these works do not distinguish experimental and theoretical papers, risking contamination of experimental data with theoretical data in the database. Data quality needs to be further evaluated.

The recent development of large language models (LLM) in natural language processing (NLP) brings new insight into this challenge. It can be traced back to the advent of the Transformer model [31]. This model introduced the Self-Attention mechanism, laying the groundwork for NLP. Further advances came with the pre-trained BERT model [32], solidifying the field’s foundation. OpenAI subsequently followed suit by releasing their version of a pre-trained model [33]. This technology’s widespread application and significant advancement are attributed to OpenAI’s theory of fine-tuning[34]. This theory empowers LLMs to understand human intent and engage in meaningful dialogue and interaction based on these intents. It makes machine reading of scientific literature possible.

The process of training LLMs generally consists of two main steps. The first step, the pre-training [32, 33, 35], involves embedding human knowledge and linguistic structures into the model’s internal parameters, similar to lossy compression [36] of this knowledge in the model’s memory. The second step, Fine-Tuning, particularly through the Instruction Tuning[35], transforms a pre-trained large language model into a chat model capable of effective human interaction.

However, the model’s effectiveness is limited by its training methods. It performs well in areas with ample data but struggles in less-explored fields. Additionally, as it is not trained specifically for literature extraction, using it to convert magnetic material texts directly into a database could be ineffective. These limitations highlight the importance of precise instructions and prompt engineering [37].

Prompt Engineering enhances interactions with LLMs by designing effective prompts to guide more accurate outputs, even when the model has limited knowledge in areas such as magnetic materials or when instruction tuning is not specifically optimized for certain tasks.

In this work, through prompt engineering of LLM, we have developed a novel method named GPTArticleExtractor for extracting bibliographic data to create a database. To validate the feasibility of our approach, we have constructed a database for magnetic materials based on published papers in the Journal of Magnetism and Magnetic Materials.

2. Material and methods

This section presents a comprehensive overview of the workflow employed in GPTArticleExtractor. Our principal aim is to

Table 1: Prompts

Task	Prompt
① Study Type Filter	Based on the provided abstract and title of an article, determine if this article is a research study about materials. Please return 'True' if it is and 'False' if it isn't.
② Temperature	Please determine the Curie temperature, Néel temperature, transitional temperature or critical temperature discussed in this article. Please include the specific name of these temperature. Consider the following documents: {doc_tem}
③ Materials	Please identify the chemical compounds being studied in this article. Consider the following documents: {doc_material}
④ Structure	Please help me find and summarize the paragraphs related to material structure, crystal structure, lattice structure, and other relevant concepts in the given text: {doc_structure}
⑤ Space Group	Please help me find and summarize the paragraphs discussing space groups, their properties, and their relevance to crystal structures in the given text: {doc_space_group}
⑥ Summary	As a research assistant, your task is to identify the material being studied in this article, its associated Curie temperature, transition temperatures and critical temperatures, and structural information like space group, lattice Constant, crystal structure, lattice structure etc., based on the following details provided to you: the title, abstract, and summary details from GPT. The title and abstract should be your primary sources, while GPT’s summaries should serve as secondary references. Title: {title}, Abstract: {abstract}, GPT Materials Summary: {materials}, GPT Temperature Summary: {temperature}, GPT Structural Information: {structure}. The output should be in a JSON readable format.

extract critical information pertaining to each experimentally reported material, including the material’s chemical formula, various magnetic temperatures (such as Curie, Curie-Weiss, Néel, and other transitional temperatures), as well as structural details like the space group and crystal structure.

2.1. Data and Tools

DATA: This study utilizes Elsevier’s Text Mining Application Programming Interface (API) for text retrieval through DOI queries. It focuses on articles from the Journal of Magnetism and Magnetic Materials (JMMM) from 2000 to 2023. Each article is provided in Extensible Markup Language (XML) format. A substantial database comprising 22,120 corpora was downloaded.

Model: In this work, we employ two major language models, GPT-3.5 and GPT-4, for the automated extraction of structured data from scientific literature. Each model has unique strengths: GPT-3.5 (\$0.002 per 1K tokens) is effective for initial filtering and categorization, while GPT-4 (\$0.06 per 1K tokens) excels at

them are non-magnetic materials. Our finalized database comprises 2,035 entries. The overall 83.2% yield rate shows the accuracy of the algorithm. This suggests that constructing a larger database focused on magnetic materials is viable once the pool of journal articles is expanded.

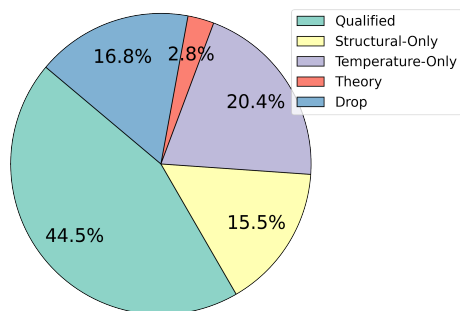


Figure 2: Data Completeness Pie Chart - 44.5% entries ready, 15.5% contain structure only, 20.4% contain temperature only, 2.8% theory, 16.8% irrelevant. Finalized database: 2,035 entries out of 4,639 articles, yielding an accuracy rate of 83.2%.

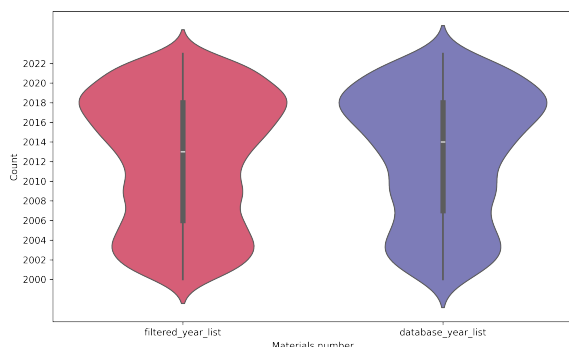


Figure 3: Violin plots comparing the Curie temperature distribution over the years for two datasets: filtered and complete database records.

Violin plots in Figure 3 show the distribution of publication years of the articles identified. The plot on the left represents the distribution of publication years for articles in the database screened by workflow. In contrast, the plot on the right shows the distribution of articles eventually listed in the database. It is evident that a significant number of articles published before approximately 2012 were excluded during the manual review process. This observation suggests that the model is more proficient at comprehending articles from the last decade and is less susceptible to errors. Articles published before 2000 are notably absent since they are not analyzed in this work. Those articles are less commonly preserved in text form but often exist in PDF format only. Incorporating Optical Character Recognition (OCR) [39] in future work could remedy this limitation.

Concerning Curie temperatures, as illustrated in Figure 4, the distribution of this database spans from 0 to 1,500 K. Notably, a significant concentration of data points resides in the

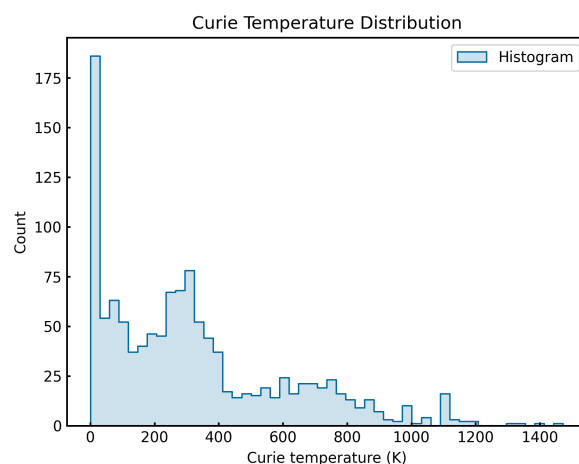


Figure 4: Histogram depicting the distribution of Curie temperatures within our comprehensive database of magnetic materials

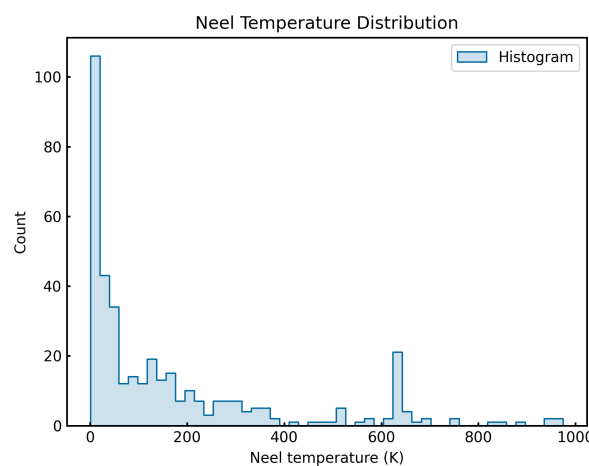


Figure 5: Histogram depicting the distribution of Néel temperatures within our comprehensive database of magnetic materials.

low-temperature range between 0 and 400 K, whereas the high-temperature region is relatively underrepresented. As for Néel temperatures, Figure 5 shows that the principal distribution ranges from 0 to 1,000 K, revealing a greater prevalence of data in the low-temperature area. Additionally, we investigated the influence of different space groups on the distribution of Curie temperatures. Figure 6 reveals the significant impact of diverse space groups on Curie temperatures. The $P63/mmc$ space group notably exhibits a broader distribution, especially at higher temperatures. Across various structures, notable contributions from Perovskite include 18% in $Pbnm$, 10% in $Prma$, and 5.2% in $I4/mmm$. Wurtzite constitutes 5.8% in $P63/mmc$, and Spinel structures account for 1.3% in $I4/mmm$. Calculating ratios for the entire database further highlights these correlations: Perovskite at 10.9%, Spinel at 8.5%, and Wurtzite at 0.64%. This data underscores a discernible link between crystal structure and space group, providing valuable insights into understanding Curie temperatures.

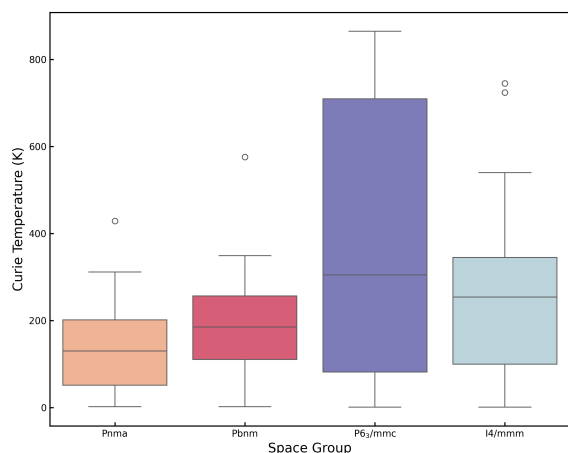


Figure 6: Box plot displaying the distribution of Curie temperatures across different space groups in our database. Each box represents the interquartile range (IQR) and median, and outliers are indicated by individual points.

After constructing the database, we randomly selected 100 articles that the GPT model for manual check had not initially identified. We discovered that 13% of these articles fulfilled the criteria for inclusion in the database. Relevant sentences in these articles are usually long and complex, posing challenges to the language model’s ability to extract answers. The 500-token limit during the embedding process could truncate such sentences, leading to incomplete source data for the GPT model. Additionally, information regarding the temperature of magnetic materials is often presented in images or tables, which the GPT model could not interpret due to formatting constraints. Based on the error rate, about 2,000 additional articles are potentially eligible to be included in the database.

Several attempts could be explored in future work to address these limitations and include all eligible entries to the database. First, given the recent upgrades to the GPT model with the increasing token limit, the length of truncated embeddings could be extended to ensure answers are not prematurely cut off. The prompts could be refined, and additional few-shot learning samples could be used to accommodate articles that use diverse language styles. Future efforts could employ OCR to transcribe text from visual content to address issues associated with images, PDFs, and tables. Multimodal language models may also be leveraged to recognize and convert image-based content into text, which can then be processed further by the GPT model.

4. Conclusions

GPTArticleExtractor provides an efficient way to automatically extract information about chemical compounds, magnetic temperature (Curie and Néel temperatures), and material structures. This tool is highly scalable and can be easily adapted for multiple database domains by simply changing the input queries. Its utility in magnetic materials is particularly notable, offering a user-friendly alternative to more complex extraction

methods. A database covering various magnetic materials is available on our website (<https://MagneticMaterials.org>). The database will be constantly updated and expanded.

Acknowledgments

This work was supported in part by a Collaborative Research Excellence (CoRE) grant from the University of New Hampshire.

References

- [1] J. M. D. Coey, *Magnetism and magnetic materials*, Cambridge university press, 2012.
- [2] N. A. Spaldin, *Magnetic materials: fundamentals and applications*, Cambridge university press, 2010.
- [3] P. W. Anderson, Antiferromagnetism. theory of superexchange interaction, *Physical Review* 79 (2) (1950) 350.
- [4] H. Tasaki, *The Origin of Ferromagnetism*, Springer International Publishing, Cham, 2020, pp. 371–455.
- [5] E. Pavarini, Solving the strong-correlation problem in materials, *La Rivista del Nuovo Cimento* 44 (11) (2021) 597–640.
- [6] J. A. Blanco, P. J. Brown, Comment on dft+u search for the energy minimum among eight collinear and noncollinear magnetic structures of gdb₄, *Phys. Rev. B* 79 (2009) 216401.
- [7] R. Ribeiro, S. de Lazaro, S. Pianaro, Density functional theory applied to magnetic materials: Mn₃O₄ at different hybrid functionals, *Journal of Magnetism and Magnetic Materials* 391 (2015) 166–171.
- [8] A. H. Romero, M. J. Verstraete, From one to three, exploring the rungs of jacob’s ladder in magnetic alloys, *The European Physical Journal B* 91 (8) (2018) 193.
- [9] S. Curtarolo, G. L. Hart, M. B. Nardelli, N. Mingo, S. Sanvito, O. Levy, The high-throughput highway to computational materials design, *Nature materials* 12 (3) (2013) 191–201.
- [10] A. Jain, S. P. Ong, G. Hautier, W. Chen, W. D. Richards, S. Dacek, S. Cholia, D. Gunter, D. Skinner, G. Ceder, et al., Commentary: The materials project: A materials genome approach to accelerating materials innovation, *APL materials* 1 (1) (2013).
- [11] M. Liu, S. Meng, Atomly. net materials database and its application in inorganic chemistry, *Sci Sin-Chim* 53 (2023) 19–25.
- [12] J. Nelson, S. Sanvito, Predicting the curie temperature of ferromagnets using machine learning, *Physical Review Materials* 3 (10) (2019) 104405.
- [13] P. Singh, T. Del Rose, A. Palasyuk, Y. Mudryk, Physics-informed machine-learning prediction of curie temperatures and its promise for guiding the discovery of functional magnetic materials, *Chemistry of Materials* 35 (16) (2023) 6304–6312.
- [14] M. Alverson, S. Baird, R. Murdock, J. Johnson, T. Sparks, et al., Generative adversarial networks and diffusion models in material discovery (2023).
- [15] D.-N. Nguyen, T.-L. Pham, V.-C. Nguyen, A.-T. Nguyen, H. Kino, T. Miyake, H.-C. Dam, A regression-based model evaluation of the curie temperature of transition-metal rare-earth compounds, in: *Journal of Physics: Conference Series*, Vol. 1290, IOP Publishing, 2019, p. 012009.
- [16] J. K. Byland, Y. Shi, D. S. Parker, J. Zhao, S. Ding, R. Mata, H. E. Magliari, A. Palasyuk, S. L. Bud’ko, P. C. Canfield, et al., Statistics on magnetic properties of co compounds: A database-driven method for discovering co-based ferromagnets, *Physical Review Materials* 6 (6) (2022) 063803.
- [17] A. Vaitkus, A. Merkys, S. Gražulis, Validation of the crystallography open database using the crystallographic information framework, *Journal of applied crystallography* 54 (2) (2021) 661–672.
- [18] D. Zagorac, H. Müller, S. Ruehl, J. Zagorac, S. Rehme, Recent developments in the inorganic crystal structure database: theoretical crystal structure data and related features, *Journal of applied crystallography* 52 (5) (2019) 918–925.
- [19] G. Bergerhoff, I. Brown, F. Allen, et al., *Crystallographic databases*, International Union of Crystallography, Chester 360 (1987) 77–95.

- [20] P. Villars, K. Cenzual, et al., Pearson's crystal data: crystal structure database for inorganic compounds, (No Title) (2007).
- [21] S. V. Gallego, J. M. Perez-Mato, L. Elcoro, E. S. Tasci, R. M. Hanson, K. Momma, M. I. Aroyo, G. Madariaga, Magndata: towards a database of magnetic structures. i. the commensurate case, *Journal of Applied Crystallography* 49 (5) (2016) 1750–1776.
- [22] Y. Xu, L. Elcoro, Z.-D. Song, B. J. Wieder, M. Vergniory, N. Regnault, Y. Chen, C. Felser, B. A. Bernevig, High-throughput calculations of magnetic topological materials, *Nature* 586 (7831) (2020) 702–707.
- [23] Y. Xu, M. Yamazaki, P. Villars, Inorganic materials database for exploring the nature of material, *Japanese Journal of Applied Physics* 50 (11S) (2011) 11RH02.
- [24] T. F. Connolly, *Bibliography of magnetic materials and tabulation of magnetic transition temperatures*, Springer Science & Business Media, 2012.
- [25] K. J. Buschow, *Handbook of magnetic materials*, Elsevier, 2003.
- [26] P. Villars, K. Cenzual, J. Daams, Y. Chen, S. Iwata, Data-driven atomic environment prediction for binaries using the mendelev number: Part 1. composition ab, *Journal of alloys and compounds* 367 (1-2) (2004) 167–175.
- [27] M. C. Swain, J. M. Cole, Chemdataextractor: a toolkit for automated extraction of chemical information from the scientific literature, *Journal of chemical information and modeling* 56 (10) (2016) 1894–1904.
- [28] C. J. Court, J. M. Cole, Auto-generated materials database of curie and néel temperatures via semi-supervised relationship extraction, *Scientific data* 5 (1) (2018) 1–12.
- [29] L. P. Gilligan, M. Cobelli, V. Taufour, S. Sanvito, A rule-free workflow for the automated generation of databases from scientific literature, *arXiv preprint arXiv:2301.11689* (2023).
- [30] L. Himanen, M. O. Jäger, E. V. Morooka, F. F. Canova, Y. S. Ranawat, D. Z. Gao, P. Rinke, A. S. Foster, Dscribe: Library of descriptors for machine learning in materials science, *Computer Physics Communications* 247 (2020) 106949.
- [31] A. Vaswani, N. Shazeer, N. Parmar, J. Uszkoreit, L. Jones, A. N. Gomez, Ł. Kaiser, I. Polosukhin, Attention is all you need, *Advances in neural information processing systems* 30 (2017).
- [32] J. Devlin, M.-W. Chang, K. Lee, K. Toutanova, Bert: Pre-training of deep bidirectional transformers for language understanding, *arXiv preprint arXiv:1810.04805* (2018).
- [33] T. Brown, B. Mann, N. Ryder, M. Subbiah, J. D. Kaplan, P. Dhariwal, A. Neelakantan, P. Shyam, G. Sastry, A. Askell, et al., Language models are few-shot learners, *Advances in neural information processing systems* 33 (2020) 1877–1901.
- [34] L. Ouyang, J. Wu, X. Jiang, D. Almeida, C. Wainwright, P. Mishkin, C. Zhang, S. Agarwal, K. Slama, A. Ray, et al., Training language models to follow instructions with human feedback, *Advances in Neural Information Processing Systems* 35 (2022) 27730–27744.
- [35] H. Touvron, L. Martin, K. Stone, P. Albert, A. Almahairi, Y. Babaei, N. Bashlykov, S. Batra, P. Bhargava, S. Bhosale, et al., Llama 2: Open foundation and fine-tuned chat models, *arXiv preprint arXiv:2307.09288* (2023).
- [36] G. Delétang, A. Ruoss, P.-A. Duquenne, E. Catt, T. Genewein, C. Mattern, J. Grau-Moya, L. K. Wenliang, M. Aitchison, L. Orseau, et al., Language modeling is compression, *arXiv preprint arXiv:2309.10668* (2023).
- [37] Y. Zhou, A. I. Muresanu, Z. Han, K. Paster, S. Pitis, H. Chan, J. Ba, Large language models are human-level prompt engineers, *arXiv preprint arXiv:2211.01910* (2022).
- [38] J. Johnson, M. Douze, H. Jégou, Billion-scale similarity search with GPUs, *IEEE Transactions on Big Data* 7 (3) (2019) 535–547.
- [39] C. Wick, C. Reul, F. Puppe, Calamari-a high-performance tensorflow-based deep learning package for optical character recognition, *arXiv preprint arXiv:1807.02004* (2018).