

Optimistic Prediction of Synchronization-Reversal Data Races

Zheng Shi
National University of Singapore
Singapore, Singapore
shizheng@u.nus.edu

Umang Mathur
National University of Singapore
Singapore, Singapore
umathur@comp.nus.edu.sg

Andreas Pavlogiannis
Aarhus University
Aarhus, Denmark
pavlogiannis@cs.au.dk

ABSTRACT

Dynamic data race detection has emerged as a key technique for ensuring reliability of concurrent software in practice. However, dynamic approaches can often miss data races owing to non-determinism in the thread scheduler. Predictive race detection techniques cater to this shortcoming by inferring alternate executions that may expose data races without re-executing the underlying program. More formally, the dynamic data race prediction problem asks, given a trace σ of an execution of a concurrent program, can σ be correctly reordered to expose a data race? Existing state-of-the-art techniques for data race prediction either do not scale to executions arising from real world concurrent software, or only expose a limited class of data races, such as those that can be exposed without reversing the order of synchronization operations.

In general, exposing data races by reasoning about synchronization reversals is an intractable problem. In this work, we identify a class of data races, called Optimistic Sync(hronization)-Reversal races that can be detected in a tractable manner and often include non-trivial data races that cannot be exposed by prior tractable techniques. We also propose a sound algorithm OSR for detecting all optimistic sync-reversal data races in overall quadratic time, and show that the algorithm is optimal by establishing a matching lower bound. Our experiments demonstrate the effectiveness of OSR—on our extensive suite of benchmarks, OSR reports the largest number of data races, and scales well to large execution traces.

ACM Reference Format:

Zheng Shi, Umang Mathur, and Andreas Pavlogiannis. 2024. Optimistic Prediction of Synchronization-Reversal Data Races. In *Proceedings of International Conference on Software Engineering (ICSE '24)*. ACM, New York, NY, USA, 28 pages. <https://doi.org/10.1145/nnnnnnn.nnnnnnn>

1 INTRODUCTION

Concurrency bugs such as data races and deadlocks often escape in-house testing and manifest only in production [19, 59], making the development of reliable concurrent software a challenging task. Automated data race detection has emerged as a first line of defense against undesired behaviors caused by data races, has been actively studied over multiple decades, and is also the subject of this paper. In particular, our focus is on dynamic analyses, which, unlike static

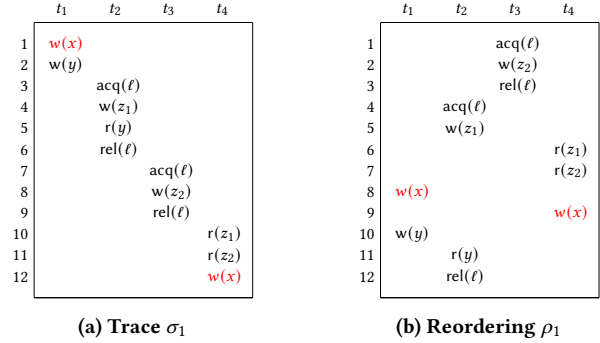


Figure 1: The two conflicting events $e_1 = \langle t_1, w(x) \rangle$ and $e_{12} = \langle t_4, w(x) \rangle$ is a *predictable* data race of σ_1 which is also an *optimistic sync-reversal* race, witnessed by the *correct reordering* ρ_1 that reverses critical sections.

techniques, are the preferred class of techniques for detecting data races for industrial scale software applications [59].

A dynamic data race detector observes an execution of a concurrent program P and infers the presence of a data race by analysing the trace of the observed execution. A key challenge in the design of such a technique is sensitivity to non-deterministic thread schedules — even for a fixed program input, a data race may be observed under a very specific thread schedule, but not under other thread schedules. This means that a simplistic race detector that, say, only checks for two conflicting events appearing simultaneously in the execution trace, is likely going to miss many bugs. This is where *predictive analysis* techniques shine — instead of looking for bugs only in the execution that was observed, they additionally also detect bugs in executions that, while not explicitly observed during testing, can nevertheless be inferred from the observed execution, without rerunning the underlying program P [31, 34, 45, 57, 60, 65]. Predictive techniques identify the space of executions or *reorderings* that can probably be inferred from a given observed execution σ , and then look for a reordering ρ in this space, that can serve as a witness to a bug such as a data race. Consider the execution σ_1 in Figure 1a consisting of events e_1, e_2, \dots, e_{12} where e_i denotes the i^{th} event from the top. The two write events on variable x , e_1 and e_{12} , are far apart and not witnessed as a data race in σ_1 . However, the correct reordering ρ_1 of σ_1 , in which the two write events appear consecutively, shows that it is nevertheless, a predictable data race of σ_1 . Indeed any program P that generates σ_1 will also generate ρ_1 albeit with a different thread interleaving.

In general, sound (no false positives) and complete (no false negatives) data race prediction is known to be an intractable problem [44]. Soundness is a key desired property, since false positives need to be otherwise vetted manually, a task which is particularly challenging in the case of concurrent programs. Consequently,

Permission to make digital or hard copies of all or part of this work for personal or classroom use is granted without fee provided that copies are not made or distributed for profit or commercial advantage and that copies bear this notice and the full citation on the first page. Copyrights for components of this work owned by others than ACM must be honored. Abstracting with credit is permitted. To copy otherwise, or republish, to post on servers or to redistribute to lists, requires prior specific permission and/or a fee. Request permissions from [permissions@acm.org](https://permissions.acm.org).

ICSE '24, April 12–21, 2024, Lisbon, Portugal

© 2024 Association for Computing Machinery.

ACM ISBN 978-x-xxxx-xxxx-x/YY/MM... \$15.00

<https://doi.org/10.1145/nnnnnnn.nnnnnnn>

many recent works counter the intractability by proposing incomplete (but nevertheless sound) predictive race detection algorithms that work in polynomial time and have high precision in practice. The main contribution of this paper is a new race prediction algorithm OSR that is sound, has higher prediction power than prior algorithms and achieves high scalability in practice.

The design of our algorithm OSR stems from the observation that often, data races can be exposed only by inverting the relative order of (some pairs of) critical sections, or *synchronizations*. The data race (e_1, e_{12}) in Figure 1a, for instance, can in fact only be observed in correct reorderings that invert the order of the two critical sections on lock ℓ . However, reversing synchronization (lock/unlock) operations in the reordering can further force a reversal in the order in which memory access events must appear in the reordering, and can be intractable to reason about [44, 45]. This strong tradeoff between precision (obtained by virtue of reversing the order of many synchronization operations) and performance has materialized on both the extremes. Algorithms such as those based on the happens-before partial order [42, 55] or the recently proposed SyncP [45] run in linear time but fail to expose races that mandate reasoning about synchronization reversals. On the other extreme, methods that exhaustively search for reversals, either resort to expensive constraint solving [31, 60] or saturation style reasoning [18, 54], and do not scale to long execution traces observed in real world concurrent applications. Our proposed algorithm OSR aims to strike a balance – it is designed to *optimistically* reason about *synchronization reversals*, and identifies those reversals that do not lead to the reversal of memory operations. The pair (e_1, e_{12}) in Figure 1 is an example of a race that OSR reports.

OSR reports all *optimistic synchronization-reversal* races in overall time $\tilde{O}(\mathcal{N}^2)$, spending $\tilde{O}(\mathcal{N})$ time for processing each event in the given execution trace σ . Here, \mathcal{N} is the number of events in σ and \tilde{O} hides polynomial multiplicative factors due to number of locks and threads which are typically considered constants. In order to check for the absence of memory reversals, OSR constructs a graph (*optimistic reordering graph*) of events and checks if it is acyclic. Naively, such an acyclicity check would take $\tilde{O}(\mathcal{N})$ time for every pair of conflicting events, resulting in a total cubic running time. A key technical contribution of our work is to perform this check in amortized constant time by constructing a succinct representation of this graph, called *abstract optimistic reordering graph*, of constant size. We show that this abstract graph preserves acyclicity, and can be constructed in an incremental manner in amortized constant time, allowing us to perform race prediction for the entire input execution in overall quadratic (instead of cubic) time. Finally, we show that the problem of checking the existence of an optimistic sync-reversal race also admits a matching quadratic time lower bound, thereby implying that our algorithm is optimal.

We implemented OSR and evaluate its performance thoroughly. Our evaluation demonstrates the effectiveness of our algorithm on a comprehensive suite of 153 Java and C/C++ benchmarks derived from real-world programs. Our results show OSR has comparable scalability as linear time algorithms SyncP and WCP, while it reports significantly more races than the second most predictive one on many benchmarks, confirming our hypothesis that going beyond the principle of synchronisation preservation allows us

to discover significantly more races and with better performance. OSR, thus, advances the state-of-the-art in sound predictive race detection.

The rest of the paper is organized as follows. In Section 2, we discuss relevant background. In Section 3, we formally define the notion of optimistic sync-reversal races, and present our algorithm OSR for detecting all optimistic sync-reversal races in Section 4. Our evaluation of OSR and its comparison with other race prediction algorithms is presented in Section 5. In Section 6 we discuss related work and conclude in Section 7.

2 PRELIMINARIES

In this section, we discuss preliminary notation and the formal definition of the problem of dynamic data race prediction. Next, we briefly recall the notion of *sync-preserving* data races [45] and discuss some of the limitations of this notion, paving the way to our algorithm OSR.

Trace and events. An execution trace (or simply trace) σ of a concurrent program is a sequence of events $\sigma = e_1 e_2 \dots e_{\mathcal{N}}$. An event is a tuple $e = \langle i, t, op \rangle$, where i is a unique identifier for e , t is the thread that performs e and op is the operation corresponding to e ; often the identifier i will be clear from context and we will drop it. We use $\text{th}(e)$ and $\text{op}(e)$ to denote the thread and operation of e . Operations are $r(x)$, $w(x)$ (read or write access of memory location or variable x) or $\text{acq}(\ell)$, $\text{rel}(\ell)$ (acquire or release of lock ℓ); fork and join operations are omitted from presentation but not from our implementation. For a trace σ , we will use $\text{Events}(\sigma)$, $\text{Threads}(\sigma)$, $\text{Vars}(\sigma)$, $\text{Locks}(\sigma)$ to denote respectively the set of all events, threads, variables and locks appearing in σ .

Well-formedness. We assume that traces are well-formed, in that they do not violate *lock semantics*. In particular, for a well formed trace σ , we require that for each lock $\ell \in \text{Locks}(\sigma)$, the sequence of operations on ℓ alternate between acquires and releases, where each release event is preceded by a matching acquire event of the same thread. For an acquire (resp. release) event e , we use the notation $\text{match}_{\sigma}(e)$ to denote the matching release (resp. acquire) event of e in σ if one exists; otherwise we say $\text{match}_{\sigma}(e) = \perp$.

Trace order, thread order and reads-from. The trace order $\leq_{\text{tr}}^{\sigma}$ of a trace σ is the total order induced by the sequence of events in σ , i.e., $e_1 \leq_{\text{tr}}^{\sigma} e_2$ iff either $e_1 = e_2$ or e_1 appears earlier than e_2 in σ . The thread order $\leq_{\text{TO}}^{\sigma}$ is a partial order on $\text{Events}(\sigma)$ such that for any two events e_1, e_2 , we have $e_1 \leq_{\text{TO}}^{\sigma} e_2$ iff $\text{th}(e_1) = \text{th}(e_2)$ and $e_1 \leq_{\text{tr}}^{\sigma} e_2$. When looking for predictable data races, we often look for reorderings of a given trace that preserve its control flow, and determine this using the *reads-from* function. For a read event $r \in \text{Events}(\sigma)$ with $\text{op}(r) = r(x)$ for some variable x , the *writer* of r , denoted $w = \text{rf}_{\sigma}(r)$ is the last write event on x before r , i.e., $\text{op}(w) = w(x)$, $w \leq_{\text{tr}}^{\sigma} r$ and $\neg(\exists w' \neq w, \text{op}(w') = w(x) \wedge w \leq_{\text{tr}}^{\sigma} w' \leq_{\text{tr}}^{\sigma} r)$. Without loss of generality, we will assume that $\text{rf}_{\sigma}(e)$ is always defined for each read event e . Given a set $S \subseteq \text{Events}(\sigma)$, we say that S is $(\leq_{\text{TO}}^{\sigma}, \text{rf}_{\sigma})$ -closed if (a) for all events $e_1, e_2 \in \text{Events}(\sigma)$ if $(e_1 \leq_{\text{TO}}^{\sigma} e_2 \wedge e_2 \in S)$, then $e_1 \in S$, and (b) for all events $\forall e_1, e_2 \in \text{Events}(\sigma)$, if $(e_1 = \text{rf}_{\sigma}(e_2) \wedge e_2 \in S)$, then $e_1 \in S$. We use $\text{TRClosure}(S)$ to denote the smallest set S' such that $S \subseteq S'$ and S' is $(\leq_{\text{TO}}^{\sigma}, \text{rf}_{\sigma})$ -closed.

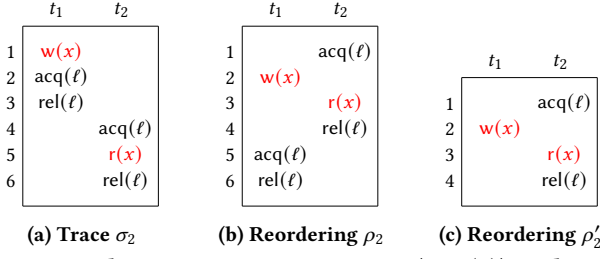


Figure 2: The two write events $e_1 = \langle t_1, w(x) \rangle$ and $e_5 = \langle t_2, w(x) \rangle$ in σ_2 are conflicting. (e_1, e_5) is not a data race but a predictable data race of σ_2 , witnessed by correct reorderings ρ_2 and ρ'_2 .

Correct reordering. Predictive race detection, given a trace σ , asks if an alternate execution trace ρ witnesses a data race, and more importantly, ρ can be *inferred* from σ . The notion of correct reorderings precisely formalizes this. Given well-formed traces σ and ρ , with $\text{Events}(\rho) \subseteq \text{Events}(\sigma)$, we say that ρ is a *correct reordering* of σ if ρ respects the thread order and reads-from relations of σ . This means that (1) $\text{Events}(\rho)$ is $(\leq_{\text{TO}}^{\sigma}, \text{rf}_{\sigma})$ -closed, (2) for any two events $e_1, e_2 \in \text{Events}(\rho)$, if $e_1 \leq_{\text{TO}}^{\sigma} e_2$, then $e_1 \leq_{\text{TO}}^{\rho} e_2$, and (3) for any two events $e_1, e_2 \in \text{Events}(\rho)$, if $e_1 = \text{rf}_{\sigma}(e_2)$, then $e_1 = \text{rf}_{\rho}(e_2)$.

Data races and predictable data races. A pair of events (e, e') in σ is said to be a conflicting pair, denoted $e \bowtie e'$, if both are access events to the same variable, and at least one of them is a write event, i.e., $(\text{op}(e), \text{op}(e')) \in \{(w(x), w(x)), (w(x), r(x)), (r(x), w(x))\}$ for some $x \in \text{Vars}(\sigma)$. For a trace π with $\text{Events}(\pi) \subseteq \text{Events}(\sigma)$, we say that event e is σ -enabled in π if $e \notin \text{Events}(\pi)$ but all thread-predecessors of e are in π , i.e., $\{e' \in \text{Events}(\sigma) \mid e' \neq e, e' \leq_{\text{TO}}^{\sigma} e\} \subseteq \text{Events}(\pi)$. A conflicting pair (e, e') is said to be a *data race* of σ if there is a prefix π of σ such that both e and e' are σ -enabled in π . Finally, a conflicting pair (e, e') is a *predictable data race* of σ if there is a correct reordering ρ of σ such that both e and e' are σ -enabled in some prefix of ρ . In this case, we say that ρ witnesses the data race (e, e') .

Example 1. Consider trace σ_2 in Figure 2a containing 6 events performed by two threads t_1 and t_2 . As before, we use e_i to denote the i^{th} event of σ_2 . The two events $e_1 = \langle t_1, w(x) \rangle$ and $e_5 = \langle t_2, w(x) \rangle$ are conflicting (i.e., $e_1 \bowtie e_5$). The pair (e_1, e_5) is not a data race in σ_2 as no prefix of σ_2 has both these events simultaneously enabled. Consider the trace ρ_2 in Figure 2b; it is a correct reordering of σ_2 because it preserves both the thread order and reads-from relation of σ_2 . For the same reason, ρ'_2 is a correct reordering of σ_2 (and also of ρ_2). Now, observe that (e_1, e_5) is a data race in ρ_2 (and also in ρ'_2) because in the prefix $\pi = \langle t_2, \text{acq}(\ell) \rangle$, both e_1 and e_5 are ρ_2 -enabled (resp. ρ'_2 -enabled) and thus σ_2 -enabled. Thus, while (e_1, e_5) is not a data race in σ_2 , it is a predictable data race of σ_2 .

The problem of predicting data races – given an execution trace σ , determine if there is a predictable data race of σ – has been studied before [31, 34, 54, 57, 60, 65] and is known to be an intractable problem [44]. This means that any sound and complete algorithm for predicting data races is unlikely to scale to real world software applications whose execution traces can have billions of events. To cater to this, practical data race predictors resort to incomplete but

sound algorithms that run in polynomial time. In the next section, we discuss the recently proposed SyncP algorithm that employs the principle of *synchronization preservation* for predicting data races whose theoretical complexity is linear.

2.1 Sync-Preserving Data Races

Our work is closer in spirit to the work of [45] which presents the SyncP algorithm that works in linear time and is the current state-of-the-art race prediction algorithm. The principle employed by SyncP is to focus on a special class of reorderings and the data races witnessed by such reorderings; we discuss these next.

Sync-preserving reorderings and data races. A correct reordering ρ of a trace σ is said to be *sync(hronization)-preserving* if for any two critical sections of σ (on the same lock) that are both present in ρ , their relative order is the same. That is, for every lock $\ell \in \text{Locks}(\sigma)$ and for any two acquire events $a_1, a_2 \in \text{Events}(\sigma)$ such that $\text{op}(a_1) = \text{op}(a_2) = \text{acq}(\ell)$, if $a_1, a_2 \in \text{Events}(\rho)$, then we have: $a_1 \leq_{\text{tr}}^{\rho} a_2$ iff $a_1 \leq_{\text{tr}}^{\sigma} a_2$. A pair of conflicting events (e, e') in $\text{Events}(\sigma)$ is said to be a *sync-preserving data race* of σ if there is a sync-preserving correct reordering ρ of σ that witnesses this race.

Example 2. Consider again, the trace σ_2 and recall from Example 1 that the pair (e_1, e_5) is not a data race of σ_2 but a predictable race witnessed by the correct reordering ρ_2 . Observe however that ρ_2 is not a sync-preserving reordering of σ_2 because it flips the order of the two critical sections on lock ℓ . Nevertheless, (e_1, e_5) is a sync-preserving race of σ_2 . This is because the reordering ρ'_2 is, in fact, a sync-preserving reordering of σ_2 (even though it is a prefix of the non-sync-preserving reordering ρ_2); there is only one critical section in ρ'_2 and thus vacuously, the relative order on critical sections is the same as in σ_2 .

Limited predictive power of SyncP. While the SyncP algorithm runs in overall linear time, it can miss data races which are not synchronization-preserving. These are precisely those conflicting pairs (e, e') such that any correct reordering that witnesses a race on e and e' necessarily reverses the relative order of two critical sections on a common lock. We illustrate this next, and remark that, in general, reasoning about even a single reversal is intractable [45].

Example 3. Let us again consider the trace σ in Figure 1a (Section 1). The two conflicting events $e_1 = \langle t_1, w(x) \rangle$ and $e_{12} = \langle t_4, w(x) \rangle$, are a predictable data race of σ_1 as witnessed by the correct reordering ρ_1 in Figure 1b, which is not a sync-preserving correct reordering of ρ_1 . In fact, consider any correct reordering α of σ_1 that witnesses the race (e_1, e_{12}) . Then α must include the events e_{10} and e_{11} , and thus the corresponding write events e_4 and e_8 , together with the thread predecessors $e_3 = \langle t_2, \text{acq}(\ell) \rangle$ and $e_7 = \langle t_3, \text{acq}(\ell) \rangle$. Next, for well-formedness, at least one of the matching releases $e_6 = \langle t_2, \text{rel}(\ell) \rangle$ as well as $e_9 = \langle t_3, \text{rel}(\ell) \rangle$ must also be present in α . However, including e_6 in α would enforce that $e_5 = \langle t_2, r(z) \rangle$, and its write event $e_2 = \langle t_1, w(y) \rangle$ are present in α , and then, the event e_1 must also be present in the reordering making it no longer enabled in α . This, therefore, means that $e_6 \notin \text{Events}(\alpha)$, and thus, the only other available release event e_9 must be present in α (for well-formedness). Further, to ensure well-formedness, e_3 must appear after e_9 in α . Thus, any reordering

α witnessing the race between e_1 and e_{12} must reverse the order of the critical sections.

3 OPTIMISTIC REASONING FOR REVERSALS

Given that reasoning about synchronization reversals is computationally hard, how do we identify such races efficiently? At a high level, the intractability in data race prediction arises because a search for a correct reordering entails (1) a search for an appropriate set of events (amongst exponentially many sets) and further, (2) given an appropriate set of events, a search for a linear order (amongst exponentially many linear orders) on this set which is well-formed, is a correct reordering and witnesses the race. We propose (1) a new notion of data races called *optimistic sync(hronization) reversal* races which can be predicted by opting for an *optimistic* approach to resolve both these steps, and (2) an algorithm OSR to detect all such data races in $\tilde{O}(N^2)$ time. In this section, we discuss this notion of data races and discuss our algorithm in Section 4.

3.1 Optimistic Sync-Reversal Races

A crucial aspect of choosing the correct set of events is to ensure that multiple acquire events on the same lock do not stay unmatched; otherwise, the set cannot be linearized to a well-formed trace. In general, adding a matching release event may lead to recursive addition of further events. Some choices may (recursively) at times lead to the addition of one of the two focal events e, e' (candidate data race), leading to them being no longer enabled. We define a simple and tractable notion of *optimistic lock-closure*, which, instead of considering all choices, simply includes all matching release events as long as the two focal events are not included. In the following, we fix a trace σ .

Optimistic lock-closure. Let $e_1, e_2 \in \text{Events}(\sigma)$. We say that a set $S \subseteq \text{Events}(\sigma)$ is *optimistically lock-closed* with respect to (e_1, e_2) if (a) $e_1, e_2 \notin S$ and $\text{prev}_\sigma(e_1), \text{prev}_\sigma(e_2) \in S$, (b) S is $(\leq_{\text{TO}}^\sigma, \text{rf}_\sigma)$ -closed, and (c) for every acquire event $a \in S$, if $e_1, e_2 \notin \text{TRClosure}(\text{match}_\sigma(a))$, then $\text{match}_\sigma(a) \in S$. We denote the smallest set that contains S and is optimistically lock-closed set, as $\text{OLClosure}(S, e_1, e_2)$

Example 4. Let us recall trace σ_1 from Figure 1 and consider the set $S_1 = \{e_3, e_4, e_7, e_8, e_9, e_{10}, e_{11}\}$. Observe that S_1 is optimistically lock-closed with respect to (e_1, e_{12}) , because (1) S_1 doesn't include either of e_1, e_{12} , (2) S_1 is $(\leq_{\text{TO}}^\sigma, \text{rf}_\sigma)$ -closed, and finally, (3) $e_1, e_{12} \notin \text{TRClosure}(e_9)$. Note that $e_1 \in \text{TRClosure}(e_6)$ but $e_6 \notin S_1$.

Even though the notion of optimistically lock-closed set is simple, in general, checking if such a set can be linearized into a correct reordering that witnesses a data race, is an intractable problem, as we show next (Theorem 3.1).

Theorem 3.1. Let σ be a trace, let e_1, e_2 be conflicting events and let $S \subseteq \text{Events}(\sigma)$ be an optimistically lock-closed set with respect to (e_1, e_2) . The problem of determining whether there is a correct reordering ρ such that $\text{Events}(\rho) = S$ is NP-hard.

The proof of Theorem 3.1 is presented in appendix A.1. Given the above result, we also define the following more tractable notion of *optimistic reordering* that ensures that there are no memory reversals, and moreover, critical sections are reversed only when

absolutely required, i.e., that unmatched critical sections appear later than matched ones.

Optimistic correct reordering. A trace ρ is said to be an optimistic correct reordering of σ if (a) ρ is a correct reordering of σ , (b) for all pairs of conflicting memory access events $e_1 \bowtie e_2$ in $\text{Events}(\rho)$, $e_1 \leq_{\text{tr}}^\rho e_2$ iff $e_1 \leq_{\text{tr}}^\sigma e_2$, and (c) for any lock ℓ and for any two acquire events $a_1 \neq a_2$ (with $\text{op}(a_1) = \text{op}(a_2) = \text{acq}(\ell)$), if a_1 and a_2 are both matched in ρ (i.e., $\text{match}_\sigma(a_i) \in \text{Events}(\rho)$ for both $i \in \{1, 2\}$), then we must have $a_1 \leq_{\text{tr}}^\rho a_2$ iff $a_1 \leq_{\text{tr}}^\sigma a_2$.

We now formalize *optimistic sync-reversal* data races.

Definition 1 (Optimistic Sync-Reversal Race). Let σ be a trace and let (e_1, e_2) be a pair of conflicting events in σ . We say that (e_1, e_2) is an optimistic sync-reversal data race if there is an optimistic correct reordering ρ of σ such that $\text{Events}(\rho)$ is optimistically lock-closed with respect to (e_1, e_2) and both e_1 and e_2 are σ -enabled in ρ .

Example 5. In Figure 1, the pair (e_1, e_{12}) is an optimistic sync-reversal race, because the prefix ρ'_1 with first 7 events of ρ_1 is an optimistic reordering of the optimistically lock closed set S_1 , outlined in Example 4, (in which e_1 and e_{12} are σ_1 -enabled). This is because, all conflicting accesses of ρ'_1 have the same relative order as in σ_1 , and further, the unmatched acquire event is positioned after all closed critical sections. Similarly, for the trace σ_2 of Figure 2, the linearization $\rho'_2 = \langle t_2, \text{acq}(\ell) \rangle$ of the set S_2 (outlined in Example 4) is trivially an optimistic correct reordering.

3.2 Comparison with other techniques

Here, we qualitatively compare our proposed class of races with those reported by other sound predictive race detection techniques proposed in the literature, namely SyncP [45] and M2 [54] and illustrate how the set of races reported by OSR is neither a strict subset, nor a strict super set of those detected by each.

Example 6. Recall again the execution trace σ_1 in Figure 1. In Example 5 we established that the pair (e_1, e_{12}) is an optimistic sync-reversal race, while in Example 3, we showed that it is not a sync-preserving data race. When determining if (e_1, e_{12}) can be declared a predictive data race, the M2 algorithm computes the set $S = \{e_1, e_2, e_3, e_4, e_5, e_6, e_7, e_8, e_{10}, e_{11}\}$ to be the candidate set that witnesses the race. Observe however, this set contains the event e_1 and thus cannot witness the race (e_1, e_{12}) since one of these events is not enabled in S . Thus, some optimistic sync-reversal races are neither sync-preserving races, nor can be detected by M2.

Example 7. Consider the trace in Figure 3a. The pair (e_1, e_{21}) is a sync-preserving data race as witnessed by the correct reordering shown in Figure 3b. This pair, however is not an optimistic sync-reversal data race since the smallest optimistically lock-closed set capable of witnessing the race is the set $S_{\text{OSR}} = \{e_{[3,9]}, e_{[12,14]}, e_{17,20}\}$, where $e_{i,j}$ is shorthand for $e_i, e_{i+1}, \dots, e_{j-1}, e_j$. Observe that S_{OSR} contains two unmatched acquire events of lock ℓ_2 , and adding either matching release will bring e_1 in the set. Likewise, M2 computes the set containing all events but e_{21} , and thus contains e_1 . Thus, there are sync-preserving races which are neither optimistic sync-reversal races, nor can be detected by M2.

Example 8. Finally, consider the trace in Figure 3c, derived from [54]. Here, the pair (e_{10}, e_{19}) is a data race that M2 can predict




Figure 3: Two traces containing two predictable races. One of them (a) can be detected by SyncP, but not M2 nor OSR. (b) is the witness of race in (a). The other one (c) can be detected by M2, but not SyncP nor OSR. Trace in (c) is directly cited from M2 paper [54] without modification. (d) is the witness of race in (c).

(also see Figure 3d for the witnessing execution). We remark that any correct reordering witnessing this race must reverse the order of the two acquire events e_8 and e_{13} , as well as the order of conflicting memory access events e_9 and e_{14} . Consequently, this is an example of a race reported by M2 that is neither a sync-preserving race, nor an optimistic sync-reversal race.

4 THE OSR ALGORITHM

We now describe our algorithm OSR that detects optimistic sync-reversal data races. For ease of presentation, we will first discuss how to check if a given pair (e_1, e_2) of conflicting events is an optimistic sync-reversal data race (Section 4.1), in $\tilde{O}(N)$ time, where N is the number of events in the given trace. Naively, it can be used to report all optimistic sync-reversal data races in $\tilde{O}(N^3)$ time, by enumerating all $O(N^2)$ pairs of conflicting events and checking each of them in $\tilde{O}(N)$ time. Instead, OSR runs in overall $\tilde{O}(N^2)$ time and is based on interesting insights that enable it to perform incremental computation over the entire trace (Section 4.2). We present our overall algorithm and its optimality in Section 4.3.

4.1 Checking Race On A Given Pair Of Events

Based on Definition 1, the task of checking if a given pair (e_1, e_2) of conflicting events is an optimistic sync-reversal data race entails examining all optimistic lock-closed sets and checking if any of these can be linearized.

Constructing optimistically lock-closed set. Our algorithm, however, exploits the following observation (Lemma 4.1), and focuses on only a single set, namely the smallest such set. In the following, we will abuse the notation and use $\text{OLClosure}(e_1, e_2)$ to denote the set $\text{OLClosure}(S_{e_1, e_2}, e_1, e_2)$, where $S_{e_1, e_2} = \{\text{prev}_\sigma(e_1)\} \cup \{\text{prev}_\sigma(e_2)\}$. Here, $\text{prev}_\sigma(e)$ is the last event f such that $f \leq_{\text{TO}}^\sigma e$; if no such event exists, we say $\text{prev}_\sigma(e) = \perp$, in which case $\{\text{prev}_\sigma(e)\} = \emptyset$.

Lemma 4.1. Let e_1, e_2 be conflicting events in trace σ . If (e_1, e_2) is an optimistic sync-reversal race, then it can be witnessed in an optimistic correct reordering ρ such that $\text{Events}(\rho) = \text{OLClosure}(e_1, e_2)$.

Algorithm 1: Computing optimistic lock closure

```

1 procedure ComputeOLClosure( $S_0, e_1, e_2$ )
2    $S \leftarrow S_0 \cup \text{TRClosure}(\text{prev}_\sigma(e_1)) \cup \text{TRClosure}(\text{prev}_\sigma(e_2))$ 
3   while  $S$  changes do
4     if  $(\exists a \in \text{Acqs}(S), \text{match}_\sigma(a) \notin S \wedge$ 
5        $e_1, e_2 \notin \text{TRClosure}(\text{match}_\sigma(a)))$  then
6        $S \leftarrow S \cup \text{TRClosure}(\text{match}_\sigma(a))$ 
7   return  $S$ 

```

In Algorithm 1, we outline our algorithm to compute the smallest set that we identified in Lemma 4.1. It takes 3 arguments — the two events e_1, e_2 and a set S_0 ; for computing $\text{OLClosure}(e_1, e_2)$, we must set $S_0 = \emptyset$; later in Section 4.2 this set will be used to enable incremental computation. This algorithm performs a fixpoint computation starting from the set $S_0 \cup \text{TRClosure}(\text{prev}_\sigma(e_1)) \cup \text{TRClosure}(\text{prev}_\sigma(e_2))$, and identifies an unmatched acquire event a and checks if its matching release r can be added without adding e_1 or e_2 ; if so, r is added; $\text{Acqs}(S)$ denotes the set of acquire events in the set S . The algorithm ensures that the set is $(\leq_{\text{TO}}^\sigma, \text{rf}_\sigma)$ -closed at each step, and runs in $O(\mathcal{T}^2 N) = \tilde{O}(N)$ time.

Checking optimistic reordering. First, we check if the set S constructed by Algorithm 1 is *lock-feasible*, i.e., the set of unmatched acquires $\text{OAcqs}(S, \ell) = \{a \in \text{Acqs}(S) \mid \text{match}_\sigma(a) \notin S\}$ for each lock ℓ is either singleton or empty:

$$\text{lockFeasible}(S) \equiv \forall \ell \in \text{Locks}(\sigma), |\text{OAcqs}(S, \ell)| \leq 1$$

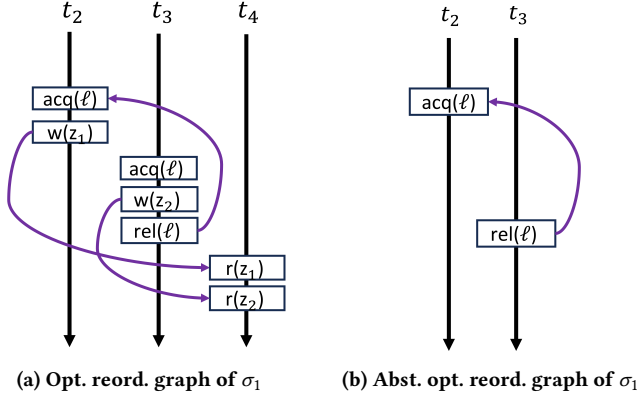


Figure 4: Optimistic and abstract optimistic reordering graphs of σ_1 from Figure 1a are acyclic

Observe that if $\text{lockFeasible}(S)$ does not hold, then every linearization of S will have more than one critical sections (on some lock) that overlap, making it a non-well-formed trace. Next, inspired from the notion of optimistic reordering, we construct the *optimistic-reordering-graph* $G_S^{\text{Opt}} = (V_S^{\text{Opt}}, E_S^{\text{Opt}})$, where $V_S^{\text{Opt}} = S$, and $E_S^{\text{Opt}} = E_{S, \leq_{\text{TO}}}^{\text{Opt}} \cup E_{S, \bowtie}^{\text{Opt}} \cup E_{S, \text{match}}^{\text{Opt}} \cup E_{S, \text{unmatch}}^{\text{Opt}}$. Here, $E_{S, \leq_{\text{TO}}}^{\text{Opt}}$ is the set of edges (e, e') , where $e = \text{prev}_{\sigma}(e')$. The set $E_{S, \bowtie}^{\text{Opt}}$ consists of all immediate conflict edges, i.e., all pairs (e, e') in S such that $e \bowtie e'$, $e \leq_{\text{tr}}^{\sigma} e'$ and there is no intermediate event in σ that conflicts with both. The set $E_{S, \text{match}}^{\text{Opt}}$ consists of all pairs (r, a') such that $r \leq_{\text{tr}}^{\sigma} a'$ and there is a common lock ℓ for which $\text{op}(r) = \text{rel}(\ell)$, $\text{op}(a') = \text{acq}(\ell)$, both r and a' are matched in S , and there is no intermediate critical section on ℓ . Finally, the remaining set of edges order matched critical sections before unmatched ones, i.e., $E_{S, \text{unmatch}}^{\text{Opt}} = \{(r, a') \mid \exists \ell, \text{op}(r) = \text{rel}(\ell), \text{op}(a') = \text{acq}(\ell), \text{match}_{\sigma}(a') \notin S\}$. Since optimistic reorderings forbid reversal in the order of conflicting memory accesses, as well as in the order of same-lock critical sections that are completely matched, it suffices to check the acyclicity of G^{Opt} , so that the existence of witness is guaranteed.

Lemma 4.2. Let σ be a trace and let $S \subseteq \text{Events}(\sigma)$ such that S is $(\leq_{\text{TO}}^{\sigma}, \text{rf}_{\sigma})$ -closed and also lock-feasible. Then, there is an optimistic reordering ρ of σ on the set S iff the graph G_S^{Opt} is acyclic.

Example 9. For trace σ_1 in Figure 1a, we have $\text{OLClosure}(e_1, e_{12}) = \{e_3, e_4, e_7, e_8, e_9, e_{10}, e_{11}\}$. The optimistic-reordering-graph over $S_1 = \text{OLClosure}(e_1, e_{12})$ is shown in Figure 4a; Observe that there is no cycle. Indeed, as guaranteed by Lemma 4.2, there is an optimistic reordering, namely the 7 length prefix of ρ_1 from Figure 1b that witnesses the race (e_1, e_{12}) . Let us now consider σ_3 , Figure 5a. The optimistic lock-closure with respect to (e_4, e_9) is $S_3 = \text{OLClosure}(e_4, e_9) = \{e_1, e_2, e_3, e_6, e_7, e_8\}$. The optimistic reordering graph over S_3 , shown in Figure 5b, contains a cycle. Indeed, (e_4, e_9) is not a predictable race.

We remark that G^{Opt} can be constructed and checked for cycles in time $O(\mathcal{TN}) = \tilde{O}(N)$. Thus the overall algorithm for checking if given (e_1, e_2) is an optimistic sync-reversal race is — first compute $\text{OLClosure}(e_1, e_2)$ in $\tilde{O}(N)$ time, check lock-feasibility in

$O(\mathcal{LT}) = \tilde{O}(1)$ time and perform graph construction and cycle detection in $\tilde{O}(N)$ time. We thus have the following theorem.

Theorem 4.1. Let σ be a trace and let e_1, e_2 be conflicting events in σ . The problem of determining if (e_1, e_2) is an optimistic sync-reversal race can be solved in time $O(\mathcal{T}(\mathcal{TN} + \mathcal{L})) = \tilde{O}(N)$ time.

4.2 Incremental Race Detection

Overview. Recall that there are $O(N^2)$ pairs of conflicting events, and instead of naively examining each of them, we develop an incremental algorithm that determines the existence of an optimistic sync-reversal race in total $\tilde{O}(N^2)$ time. We achieve this by spending $\tilde{O}(N)$ time per (read/write) event $e \in \text{Events}(\sigma)$, and determine in overall $\tilde{O}(N)$ time if there is some event e' such that (e', e) is a race, by scanning the trace from earliest to latest events. To do so, our algorithm exploits several novel insights. Let us fix one of the events e . First, we show that the optimistic lock closure can be computed incrementally from previously computed sets, instead of computing it from scratch for each e' . Even though the closure sets can be computed incrementally, the optimistic-reordering-graph G^{Opt} (Section 4.1) cannot be computed in an incremental fashion, because the edges in this graph depend upon precisely which events are present in the set. In particular, a previously unmatched acquire event may become matched in a larger set, and thus, we may have fewer edges in the larger graph. Our second insight caters to this — we represent the graph succinctly as an *abstract optimistic-reordering-graph* which has $\tilde{O}(1)$ (instead of $\tilde{O}(N)$) nodes, and moreover, can be computed by pre-populating an appropriate data structure and performing *range minima queries* over it, to determine reachability information in the abstract graph in $\tilde{O}(1)$ time.

Incrementally constructing optimistic lock closure. The incremental closure computation relies on the observation that the closure is monotonic with respect to thread-order (Lemma 4.3). Thus, if we fix a thread t , and scan the events of t from earliest to latest events, then we can reuse prior computations. In fact, Algorithm 1 already works in this fashion — it builds on top of the given input set S . Lemma 4.3 establishes the correctness and time complexity of closure computation.

Lemma 4.3. Let $e_1, e_2, e'_2 \in \text{Events}(\sigma)$ be events in trace σ with $e_2 \leq_{\text{TO}}^{\sigma} e'_2$. Let $S = \text{OLClosure}(e_1, e_2)$ and let $S' = \text{OLClosure}(e_1, e'_2)$. We have the following: (1) $S \subseteq S'$. (2) $S = \text{ComputeOLClosure}(e_1, e_2, \emptyset)$, and further this call (in Algorithm 1) takes $\tilde{O}(|S|)$ time. (3) $S' = \text{ComputeOLClosure}(e_1, e'_2, S)$, and further this call (in Algorithm 1) takes $\tilde{O}(|S'| - |S|)$ time.

Abstract optimistic-reordering-graph. For a set $S \subseteq \text{Events}(\sigma)$, the abstract optimistic-reordering-graph is a tuple $G_S^{\text{Abs}} = (V_S^{\text{Abs}}, E_S^{\text{Abs}})$, where the vertices and edges are defined as follows. (1) $V_S^{\text{Abs}} = \bigcup_{\ell \in \text{Locks}(\sigma)} \{\text{lastRel}(S, \ell)\} \cup \text{OAcqs}(S, \ell)$, where $\text{lastRel}(S, \ell)$ is the last release event on lock ℓ (according to $\leq_{\text{tr}}^{\sigma}$) which is present in S . (2) $(e, e') \in E_S^{\text{Abs}}$ if there is a path from e to e' in the graph G_S^{Opt} . In other words, G_S^{Abs} only contains $O(\mathcal{L})$ vertices, corresponding to the last release events, and acquire events that are unmatched in S , and preserves the reachability information

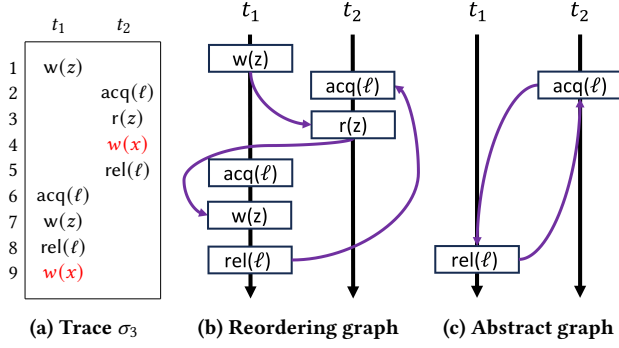


Figure 5: In σ_3 , (e_4, e_9) is not a predictable race. The optimistic reordering graph and the abstract optimistic reordering graph are cyclic.

between these events. Lemma 4.4 formalizes the intuition behind this graph – it preserves the cyclicity information of the larger graph G_S^{Opt} , because any cycle in G_S^{Opt} must involve a ‘backward’ edge from a matched release and an unmatched acquire event. G_S^{Abs} can thus be used to check for the existence of an optimistic reordering using an $\tilde{O}(1)$ check instead of an $\tilde{O}(N)$ check based on Lemma 4.2.

Lemma 4.4. Let σ be a trace and let $S \subseteq \text{Events}(\sigma)$ be a $(\leq_{\text{TO}}, \text{rf}_\sigma)$ -closed set. G_S^{Opt} has a cycle iff G_S^{Abs} has a cycle.

Example 10. Figure 4b shows the abstract optimistic reordering graph for trace σ_1 in Figure 1a, corresponding to the set $S_1 = \text{OLClosure}(e_1, e_{12})$, and contains the last release of lock ℓ in S_1 as well as the only open acquire in S_1 . This graph, like the graph in Figure 4a is acyclic. In Figure 5, the abstract graph (Figure 5c) captures the path $e_2 \rightarrow e_3 \rightarrow e_7 \rightarrow e_8$ of Figure 5b with a direct edge $e_2 \rightarrow e_8$, thereby preserving the cycle.

Constructing vertices and backward edges of G_S^{Abs} . Recall that S is a $(\leq_{\text{TO}}, \text{rf}_\sigma)$ -closed subset of $\text{Events}(\sigma)$. The set of vertices of this graph can be determined in $O(\mathcal{L})$ time by maintaining the last event of every thread present in S . This information can be inductively maintained as S is being computed incrementally. The ‘backward’ edges – namely those pairs (r, a) where $a \in S$ is an unmatched acquire on some lock ℓ , and $r = \text{lastRel}(S, \ell)$ but $a \leq_{\text{tr}} r$ – can be computed in $O(\mathcal{L})$ time.

Pre-computing earliest immediate successor. For constructing forward edges, we first pre-compute a map (for each pair of threads t_1, t_2), EIS_{t_1, t_2} such that, for every $e_1 \in \text{Events}(\sigma)|_{t_1} = \{e \in \text{Events}(\sigma) \mid \text{th}(e) = t_1\}$, the event $\text{EIS}_{t_1, t_2}(e_1)$ is the earliest immediate successor of e_1 in thread t_2 , in the full graph $G_{\text{Events}(\sigma)}^{\text{Opt}}$; observe the subscript $\text{Events}(\sigma)$ instead of an arbitrary set S . EIS_{t_1, t_2} can be computed as a pre-processing step in $O(\mathcal{TN}) = \tilde{O}(N)$ time and stored as an array, indexed by the events of thread t_1 .

Determining forward edges of G_S^{Abs} . The forward edges of G_S^{Abs} summarize paths in G_S^{Opt} and are computed as follows. Recall that we are given a $(\leq_{\text{TO}}, \text{rf}_\sigma)$ -closed subset S of $\text{Events}(\sigma)$, and the path between two events must only be contained with the events of S , thus the arrays $\{\text{EIS}_{t_1, t_2}\}_{t_1, t_2 \in \text{Threads}(\sigma)}$ cannot be used as is

Algorithm 2: Earliest successors of event e within set S

```

1 procedure getSuccessors( $e, S$ )
2   let  $t_e = \text{th}(e)$ ,  $\text{visitedThr} \leftarrow \emptyset$ 
3   let  $\text{last}_t^S$  be the last event by  $t$  in  $S$ , for  $t \in \text{Threads}(\sigma)$ 
4   for  $t \in \text{Threads}(\sigma)$  do
5      $\text{succ}_{e,t}^S \leftarrow \text{rangeMin}(\text{EIS}_{t_e, t})[e, \text{last}_t^S]$ 
6   while  $\text{visitedThr} \neq \text{Threads}(\sigma)$  do
7     let  $t_1$  be s.t.  $t_1 \notin \text{visitedThr}$  and  $\text{succ}_{e,t_1}^S$  is the
      earliest in  $\leq_{\text{tr}}^\sigma$  from  $\{\text{succ}_{e,t}^S\}_{t \notin \text{visitedThr}}$ 
8     for  $t_2 \in \text{Threads}(\sigma)$  do
9        $\text{newSucc} \leftarrow \text{rangeMin}(\text{EIS}_{t_1, t_2})[\text{succ}_{e,t_1}^S, \text{last}_{t_1}^S]$ 
10      if  $\text{newSucc} \leq_{\text{TO}}^\sigma \text{succ}_{e,t_2}^S$  then
11         $\text{succ}_{e,t_2}^S \leftarrow \text{newSucc}$ 
12       $\text{visitedThr} \leftarrow \text{visitedThr} \cup \{t_1\}$ 
13   return  $\{\text{succ}_{e,t}^S\}_{t \in \text{Threads}(\sigma)}$ 

```

Algorithm 3: Detecting races between e and thread t

```

1 procedure incrementalRaceDetection( $e, t$ )
2    $S \leftarrow \emptyset$ 
3   for  $e' \in \text{Events}(\sigma)|_t$  s.t.  $e \bowtie e'$  and  $e' \leq_{\text{tr}}^\sigma e$  do
4      $S \leftarrow \text{ComputeOLClosure}(e, e', S)$ 
5     if  $\text{lockFeasible}(S)$  and  $G_S^{\text{Abs}}$  is acyclic then
6       declare  $(e', e)$  as race.

```

to efficiently determine paths. However, a combination of range minima queries [7] and shortest path computation can nevertheless still be used to determine path information efficiently. Let us use $\text{succ}_{e,t}^S$ to denote the earliest event in thread t that has a path from event e , using only forward edges of G_S^{Opt} . The event $\text{succ}_{e,t}^S$ can be computed using a Bellman-Ford-Moore [12, 27, 48] style shortest path computation, as shown in Algorithm 2. This algorithm performs $\text{rangeMin}(A)[a, b]$ queries which return the earliest event (according to \leq_{TO}^σ) in the segment of the array A starting at index a and ending at index b . With $\tilde{O}(N)$ time and space pre-processing, each range minimum query takes $O(1)$ time [7, 28]. Thus, the task of determining $\{\text{succ}_{e,t}^S\}_{t \in \text{Threads}(\sigma)}$ takes $O(\mathcal{T}^2)$ time. Now, in the graph G_S^{Abs} , we add an edge from e to e' if $\text{succ}_{e, \text{th}(e')}^S \leq_{\text{TO}}^\sigma e'$. Thus, we add all forward edges of the graph in overall $O(\mathcal{T}^2 \mathcal{L})$ time.

Checking if a given event e is in race with some event. We now have all the ingredients to describe our overall incremental algorithm to check if event e is in optimistic-sync-reversal race with some event of a given thread t (Algorithm 3). For this, we first initialize all the arrays $\{\text{EIS}_{t_1, t_2}\}_{t_1, t_2 \in \text{Threads}(\sigma)}$ using a linear scan of the trace σ , and also do pre-processing for fast performing range minima queries, spending overall time $O(\mathcal{TN})$. Then, we iterate over each event e' of thread t that conflict with e , starting from the earliest to the latest. For each event, we incrementally update the optimistic lock-closure set S and check if it is lock-feasible. If so, we construct the abstract optimistic-reordering-graph G_S^{Abs} and check if it is acyclic, and report a race if so.

Algorithm 4: Detecting optimistic sync-reversal races in σ

```

1 procedure OSR( $\sigma$ )
2   for  $e \in \text{Events}(\sigma)$  s.t.  $e$  is a memory access event do
3     for  $t' \in \text{Threads}(\sigma)$  do
4        $\text{incrementalRaceDetection}(e, t')$ 

```

Theorem 4.2. Let σ be an execution, $e \in \text{Events}(\sigma)$ be a read or write event and let $t \in \text{Threads}(\sigma)$. The problem of checking if there is an event e' with $\text{th}(e') = t$ such that (e, e') is an optimistic-sync-reversal race, can be solved in time $O((\mathcal{T}^2 + \mathcal{L})\mathcal{L}\mathcal{N})$.

4.3 Detecting All Optimistic Sync-Reversal Races

Given a trace σ , all the optimistic sync-reversal races in σ can now be detected by enumerating all events e and threads t and checking if $\text{incrementalRaceDetection}(e, t)$ reports a race. Our resulting algorithm OSR (Algorithm 4) runs in time $O(\mathcal{T}\mathcal{L}(\mathcal{T}^2 + \mathcal{L})\mathcal{N}^2)$.

Theorem 4.3. Given a trace σ , the problem of checking if σ has an optimistic sync-reversal data race, can be solved in time $O(\mathcal{T}\mathcal{L}(\mathcal{T}^2 + \mathcal{L})\mathcal{N}^2) = \tilde{O}(\mathcal{N}^2)$ time.

Hardness of detecting optimistic sync-reversal races. We have, thus far, established that the problem of checking the existence of optimistic sync-reversal data races can be solved in quadratic time. In the following, we also show a matching quadratic time lower bound, thus establishing that our algorithm OSR is indeed optimal. The lower bound is conditioned on the Strong Exponential Time Hypothesis (SETH), which is a widely believed conjecture. We use fine-grained reductions to establish a reduction from the *orthogonal vectors problem* which holds true under SETH [70]. The full proof of the following result is presented in Appendix B.8.

Theorem 4.4. Assume SETH holds. Given an arbitrary trace σ , the problem of determining if σ has an OSR race cannot be solved in time $O(\mathcal{N}^{2-\epsilon})$ (where $\mathcal{N} = |\text{Events}(\sigma)|$) for every $\epsilon > 0$.

5 EVALUATION

We implemented our algorithm OSR in Java, using the RAPID dynamic analysis framework [4]. We evaluate the performance and precision of OSR, on 153 benchmarks and compare it with prior state-of-the-art sound predictive race detection algorithms. We discuss our experimental set up in Section 5.1 and our evaluation results in Section 5.2, Section 5.3 and Section 5.4.

5.1 Experimental Setup

Benchmarks. Our evaluation subjects are both Java (Category-1) as well as C/C++/OpenMP (Category-2) benchmarks. Category-1, derived from [45], contains 30 Java programs from the IBM Con-test benchmark suite [24], the Java Grande forum benchmark suite [63], DaCapo [13], SIR [22] and other standalone benchmarks. Category-2 contains 123 benchmarks from OmpSCR [23], DataRaceBench [39] DataRaceOnAccelerator [62], NAS parallel benchmarks [11], CORAL [5, 6], ECP proxy applications [1] and the Mantevo project [2]. For an apples-to-apples comparison, we

evaluate all compared techniques on the same execution trace to remove bias due to thread-scheduler. For this, we generate traces out of these programs using THREADSANITIZER [64] (for Category-2) and using RVPREDICT [47] (for Category-1). For Java programs, we generate one trace per program and for C/C++ programs, we generate multiple traces of the same program with different thread number and input parameters. All compared methods then evaluate each generated trace 3 times. We did not exclude any traces from the benchmarks, except one corrupted trace.

As part of our evaluation, we also explored synthetically created benchmark traces from RACEINJECTOR [3, 69], that uses SMT solving to inject data races into existing traces. However, the traces in [3] are short, could not be used to distinguish most compared methods and were not useful for a conclusive evaluation. Our evaluation on these traces is deferred to Appendix C (Table 4). As observed in prior works [18, 26, 45, 54], a large fraction of events in traces are thread-local, and do not affect the precision or soundness of race detection algorithms, but can significantly slow down race detection. Therefore, we filter out these thread-local events, as with prior work [34, 45, 54].

Compared methods. We compare OSR with state-of-the-art sound predictive algorithms: WCP [34], SHB [42], M2 [54] and SyncP [45]. Amongst these, SHB and WCP are partial order based methods and run in linear time. M2 and SyncP are closer in spirit to ours – they first identify a set of events and then a linearization of this set that can witness a data race. SyncP works in linear time while M2 has higher polynomial complexity of $\tilde{O}(\mathcal{N}^4 \log(\mathcal{N}))$ [54]. For all these algorithms, we use the publicly available source codes [34, 42, 45, 54]. To achieve fair comparison, we modify each of them, so that (1) each algorithm reports on the same criteria (events v/s memory locations v/s program locations) (2) any redundant operations not relevant to the reporting criteria are removed. A comparison with recent work SeqC [18] was not possible because the implementation of SeqC is neither publicly available nor could be obtained even after contacting the authors. Our evaluation didn't include comparison with solver-aided race predictors, such as RVPREDICT [31]. Based on prior work [34], such predictors are known to not scale, have unpredictable race reports and typically have lower predictive power than the simplest of race prediction algorithms, thanks to the windowing strategy they implement.

Machine configuration and evaluation settings. The experiments are conducted on a 2.0GHz 64-bit Linux machine. For Category-1 (Java) benchmarks, we set the heap size of JVM to be 60GB and timeout to be 2 hours; this set up is similar to previous works [34, 45], except for the larger heap space, mandated by the larger memory requirement of M2. For Category-2 (C/C++) benchmarks, we set the heap size to be 400GB and timeout to be 3 hours, since these are much more challenging – the number of events, locks and variables in these are typically 10 – 100× more than traces in Category-1. All experiments are repeated 3 times and the times reported are averaged over these 3 runs.

Reported metrics. Our evaluation aims to understand the prediction power (precision) as well as the scalability of OSR and assess how it compares against existing state-of-the-art race prediction techniques. For each execution trace, we report key characteristics

(number of events, threads, locks, read events, write events, acquire events and release events) to estimate how challenging each benchmark is. Next, we measure and report the following :

Running time. For each algorithm, we report the average running time (over 3 trials) for processing the entire execution. This is aimed to understand if the worst case quadratic complexity of OSR affects its performance in practice, or it is on par with other linear time methods such as WCP, SHB and SyncP.

Race reports in Category-1. For benchmarks in Category-1, we report the number of racy events reported; an event e_2 is racy if there is a conflicting event e_1 earlier in the trace, such that (e_1, e_2) is a race. We also report the number of distinct source code lines for these racy events. We note here one racy source code line could correspond to many racy events.

Race reports in Category-2. For benchmarks in Category-2, we report the number of variables (memory locations) that are racy. A variable x is racy if there is a racy event e that accesses x . The number of racy events in the C/C++ benchmarks is typically very large, and reporting each racy event throttles nearly all algorithms. If a compared method times out, we report the number of racy variables found before timing out. This enables us to better evaluate their ability to find races in a more reasonable setting. Besides, most algorithms report many races before they timeout.

Scaling behavior of OSR. OSR runs in worst case quadratic time. We empirically evaluate how OSR scales with trace length, for a small set of benchmarks to gauge its in-practice behavior.

5.2 Evaluation Results For Java Benchmarks

Table 1 summarizes the results for Category-1.

Prediction power. OSR reports the largest number of races on each trace; it reports about 200 more racy events and 3 extra racy locations over the second most predictive method (SyncP); we remark that any extra data race can be an insidious bug [15] and deserves rigorous attention by developers. Although WCP can detect sync-reversal races in principle, and reports much fewer races than OSR (and also misses races reported by SyncP). M2 takes much more memory and time than OSR, and times out on two benchmarks (linkedlist and lufact), while runs out of memory on the benchmark tsp. On other benchmarks, OSR demonstrates the same prediction power as M2. Overall M2 detects 29.2k less races. In terms of racy source code locations, OSR also reports 24, 47, 3, 13 more than SHB, WCP, SyncP and M2, respectively. We remark that this class of benchmarks does not bring out the full potential of OSR— even if OSR reports the highest number of races individually for each benchmark, at least one other method also reports this number of races. Category-2 though does better justice to OSR.

Running time. SHB and WCP are lightweight partial order-based linear time algorithms and finish fastest. On the other hand, M2 performs an expensive computation, times out on some large traces and takes more than 6 hours to finish. SyncP runs in linear time, but our algorithm OSR outperforms it by about 1.5×. We note that the linkedlist benchmark is especially challenging, with large number of variables, as a result of which SyncP allocates a large memory to account for its heavy data structure usage.

Thus, for Category-1 benchmarks, OSR demonstrates highest race coverage, and runs faster than the state-of-the-art SyncP.

5.3 Evaluation Results For C/C++ Benchmarks

Table 2 summarizes our evaluation over Category-2 (C/C++) benchmarks. In Appendix C, we present detailed statistics of these benchmarks (see Table 6 and Table 5).

Prediction power. OSR displays high race coverage on this set of traces. Overall, OSR reports 2.5× more races than the second most predictive method (SHB). On all, except 5, of the 118 benchmarks, OSR reports the highest number of racy variables. Each of the remaining 5 benchmark traces have a large number of events, and only the lightweight algorithms (SHB and WCP) finish within the 3 hour time limit. In terms of total races found, OSR reports 2.5× and 2.7× more races than SHB (2nd highest) and WCP (3rd highest). SyncP and M2 time out on most benchmarks. We speculate that this is because both these methods have high memory requirement and result in large time spent in garbage collection. OSR, therefore, has the highest race coverage even for the C/C++ benchmarks.

We remark that the number of racy variables in this class of benchmarks is very high. We speculate this is because our instrumentation using THREADSANITIZER does not explicitly tag atomic operations. Further many benchmarks perform matrix operations, giving rise to many distinct memory locations. Nevertheless, we choose to report all races because data races can render these programs potentially non-robust, and under weak memory consistency, data races can lead to undefined semantics.

Running time. Overall, SHB runs the fastest. SyncP and M2, on the other hand, frequently time out. The difference in the performance between SyncP, M2 and OSR gets exacerbated on the C/C++ benchmarks because these contain much larger execution traces than Java benchmarks. The performance of OSR (total running time of 42 hours) is close to WCP (30 hours). OSR, therefore, achieves an optimal balance between predictive power and scalability — OSR has the highest predictive power and outperforms SHB, WCP, SyncP, M2, and often runs faster than more exhaustive techniques.

5.4 Scalability

In this section, we take a closer look at the run-time behavior of OSR to understand its unexpected high scalability on some benchmarks. We select the most challenging benchmarks from each of the following groups: HPCBench, CoMD, DataRaceBench, OMPRacer in Category-2. For these benchmarks, we measure the time to process every million events and report it in Figure 6. We observe that on these four benchmarks, OSR scales linearly for a large prefix, while gradually slows down on two of them. The near-linear behavior of OSR is likely an artefact of the fact that, many of these benchmarks traces have large number of data races, thus the race check for a single event succeeds quickly instead of the worst case linear time requirement. Therefore, instead of spending overall quadratic time, OSR spends linear time on average.

6 RELATED WORK

Dynamic predictive analysis. Happens-before (HB) [37] based race detection [26, 55] has been adopted by mature tools [49, 64],

Table 1: Evaluation on Category-1 (Java benchmarks). Columns 1-3 denote the name, number of events and number of threads for each benchmark. Columns 4-13 are the number of racy events (and racy program locations) reported and average running time of each algorithm.

1	2	3	4	5	6	7	8	9	10	11	12	13
Benchmarks	\mathcal{N}	\mathcal{T}	SHB		WCP		SyncP		M2		OSR	
			Races	Time (s)	Races	Time (s)	Races	Time (s)	Races	Time (s)	Races	Time (s)
array	11	3	0(0)	0.05	0(0)	0.08	0(0)	0.06	0(0)	0.03	0(0)	0.09
critical	11	4	3(3)	0.04	1(1)	0.05	3(3)	0.07	3(3)	0.02	3(3)	0.07
account	15	4	3(1)	0.04	3(1)	0.06	3(1)	0.06	3(1)	0.02	3(1)	0.08
airtickets	18	5	8(3)	0.05	5(2)	0.08	8(3)	0.06	8(3)	0.03	8(3)	0.08
pingpong	24	7	8(3)	0.04	8(3)	0.07	8(3)	0.06	8(3)	0.03	8(3)	0.08
twostage	83	12	4(1)	0.06	4(1)	0.10	4(1)	0.14	8(2)	0.05	8(2)	0.10
wronglock	122	22	12(2)	0.07	3(2)	0.11	25(2)	0.22	25(2)	0.18	25(2)	0.13
bbuffer	9	3	3(1)	0.05	1(1)	0.06	3(1)	0.05	3(1)	0.02	3(1)	0.10
prodcons	246	8	1(1)	0.07	1(1)	0.13	1(1)	0.16	1(1)	0.06	1(1)	0.12
clean	867	8	59(4)	0.11	82(4)	0.23	60(4)	0.26	110(4)	0.65	110(4)	0.20
mergesort	167	5	1(1)	0.89	1(1)	0.13	3(1)	0.10	5(2)	0.04	5(2)	0.12
bubblesort	1.7K	13	269(5)	0.15	100(5)	0.30	269(5)	2.29	374(5)	8.40	374(5)	0.28
lang	1.8K	7	400(1)	0.17	400(1)	0.26	400(1)	0.33	400(1)	0.54	400(1)	0.22
readwrite	9.8K	5	92(4)	0.27	92(4)	0.63	199(4)	0.81	228(4)	9.00	228(4)	0.69
raytracer	526	3	8(4)	0.10	8(4)	0.17	8(4)	0.15	8(4)	0.09	8(4)	0.15
bufwriter	10K	6	8(4)	0.29	8(4)	0.77	8(4)	0.75	8(4)	0.52	8(4)	0.49
ftpsrvr	17K	11	69(21)	1.18	70(21)	0.99	85(21)	6.01	85(21)	2.43	85(21)	0.79
molodyn	21K	3	103(3)	1.03	103(3)	0.73	103(3)	0.79	103(3)	31.43	103(3)	0.46
linkedlist	910K	12	6.0K(4)	3.77	6.0K(3)	6.80	7.1K(4)	378.25	0(0)	7200	7.1K(4)	6.56
derby	75K	4	29(10)	0.94	28(10)	2.30	29(10)	19.08	30(11)	5.66	30(11)	3.67
jigsaw	3.2K	8	4(4)	0.17	4(4)	0.39	6(6)	2.90	6(6)	0.23	6(6)	0.35
sunflow	3.3K	17	84(6)	0.17	69(6)	0.39	119(7)	2.53	130(7)	1.10	130(7)	0.35
cryptorsa	1.3M	7	11(5)	5.95	11(5)	10.87	35(7)	156.19	35(7)	20.39	35(7)	173.74
xalan	672K	7	31(10)	3.22	21(7)	12.07	37(12)	160.62	37(12)	6.56	37(12)	230.03
lufact	892K	5	22.0K(3)	3.39	22.0K(3)	7.16	22.0K(3)	62.10	0(0)	7200	22.0K(3)	4.15
batik	131	7	10(2)	0.09	10(2)	0.11	10(2)	0.12	10(2)	0.04	10(2)	0.12
lusearch	751K	8	232(44)	2.86	119(27)	7.94	232(44)	9.26	232(44)	50.4	232(44)	3.65
tsp	15M	10	143(6)	33.63	140(6)	66.07	143(6)	146.24	0(0)	7200	143(6)	160.39
luindex	16K	3	1(1)	0.38	2(2)	0.68	15(15)	0.71	15(15)	0.53	15(15)	0.49
sor	1.9M	5	0(0)	4.79	0(0)	9.92	0(0)	13.16	0(0)	10.61	0(0)	38.0
Sum			29.5K(157)	64.0	29.2K(134)	129.7	30.9K(178)	961.9	1.9K(168)	6.0h	31.1K(181)	625.7

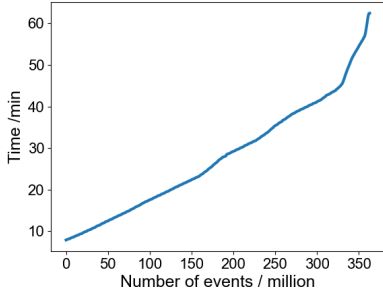
and has subsequently been strengthened to SHB [42] so that all races reported are sound. Causal Precedence (CP) [65] and Weak Causal Precedence (WCP) [34] weaken HB in favor of predictive power, and run in polynomial and linear time, respectively. Other works such as DC [56, 58] and SDP [29] are also partial order based methods that are either sound by design or perform graph-based analysis to regain soundness. SyncP [45], M2 [54], SeqCheck [18] work similar to OSR, by constructing an appropriate set of events and appropriate linearization over this set. SMT solver backed approaches [31, 60] aim for sound and complete race prediction but do not scale to moderately large execution traces. The complexity of data race prediction was extensively studied in [44] and was shown to be NP-hard and also W[1]-hard, implying that an FPT algorithm (parameterized by the number of threads) for race prediction is unlikely. The fine-grained complexity of HB and SyncP

was studied in [36]; in practice, HB can be sped up using the tree clock data structure [43]. Predictive analyses have also been developed for deadlocks [33, 68], atomicity violations [46, 66], for more general temporal specifications [10] and more recently has been investigated from the lens of generalizing trace equivalence [25].

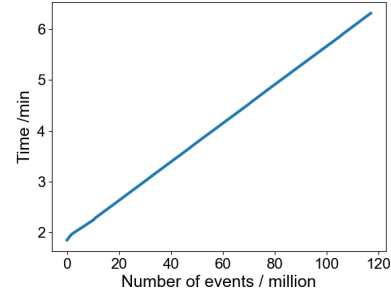
Other concurrency testing approaches. Static analysis techniques employ forms of lockset style reasoning [61] to detect data races [14, 38, 51, 73] to report data races, but are known to report false positives. Model checking techniques for concurrent software [8, 35, 52] have been employed to detect concurrency bugs [30, 53]. Another class of systematic exploration techniques include controlled concurrency testing [9, 21], including those that employ randomization [17, 40, 72] and state-based learning [50]. More recently, feedback driven randomized techniques have been

Table 2: Evaluation summary on Category-2 (C/C++ benchmarks). Benchmarks are grouped based on their source, and each row corresponds to one group. Column 1 denotes the source and size of each group. Columns 2 and 3 respectively denote the range and the total number of events in each group. Column 4 denotes the range of number of threads in the benchmarks. Column 5-14 denote the total number of racy memory locations, and average running time (in minutes) reported by each algorithm.

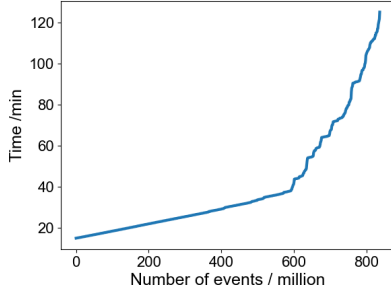
1	2	3	4	5	6	7	8	9	10	11	12	13	14
Benchmark Group	Range	N Total	\mathcal{T}	SHB		WCP		SyncP		M2		OSR	
				Races	Time	Races	Time	Races	Time	Races	Time	Races	Time
CoMD (8)	[2.5M, 117M]	707M	[16, 56]	41.6k	29.1	247k	72.3	32	1440	672	1440	441k	32.4
SimpleMOC (1)	[19M, 19M]	19M	[16, 16]	380	0.1	388	23.8	32	180	32	180	32	180
OMPRacer (15)	[0.7M, 157M]	625M	[16, 58]	1.2M	17.4	0.7M	84.1	3.3k	2.4k	1.9k	2.1k	1.3M	35.8
DRACC (13)	[0.5k, 104M]	694M	[16, 16]	2247	8.4	2247	105.7	2442	1440.5	361	990.1	2450	66.6
DRB (33)	[0.5k, 900M]	5.7B	[16, 56]	50.4k	169.5	54.5k	0.6k	1.5k	5.4k	0.9k	4.9k	47.4k	1.4k
HPC (46)	[1k, 335M]	3.8B	[16, 56]	6.5M	174.2	6.4M	775.4	102k	7.7k	3305	6.8k	18.3M	574.8
misc (7)	[1k, 29M]	49M	[4, 219]	8548	0.9	8481	182.2	479	900.9	895	444.6	4289	183.4
Total (123)		11.6B		7.9M	6.7h	7.4M	30.3h	109k	324.4h	8.1k	280.5h	20.1M	41.2h



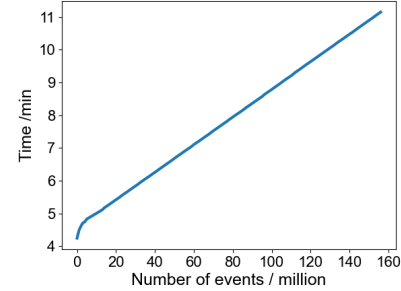
(a) HPCBench / ftt-363M-56th



(b) CoMD / OpenMP-117M-56th



(c) DataRaceBench / DRB177-837M-16th



(d) OMPRacer / Lulesh-157M-56th

Figure 6: Time spent to process every million events for 4 selected traces.

employed for testing concurrent programs [32, 71] Randomization has also been shown to reduce time overhead of dynamic data race detection [16, 41, 67].

7 CONCLUSIONS AND FUTURE WORK

We propose OSR, a sound polynomial time race prediction algorithm that identifies data races that can be witnessed by *optimistically reversing synchronization operations*. OSR significantly advances the state-of-the-art in sound dynamic data race prediction. OSR-style reasoning can be helpful for exposing other concurrency bugs such as deadlocks [33, 68] and atomicity violations.

ACKNOWLEDGMENTS

This work is partially supported by the National Research Foundation, Singapore, and Cyber Security Agency of Singapore under its National Cybersecurity R&D Programme (Fuzz Testing <NRF-NCR25-Fuzz-0001>) and by a research grant (VIL42117) from VIL-LUM FONDEN. Any opinions, findings and conclusions, or recommendations expressed in this material are those of the author(s) and do not reflect the views of National Research Foundation, Singapore, and Cyber Security Agency of Singapore.

REFERENCES

- [1] [n. d.]. ECP Proxy Applications. <https://proxyapps.exascaleproject.org/>. Accessed: 2021-08-01.
- [2] [n. d.]. Mantevo Project. <https://mantevo.org/>. Accessed: 2021-08-01.
- [3] [n. d.]. RaceInjector traces. <https://github.com/ALFA-group/RaceInjector-counterexamples/tree/main>. Accessed: 2023-07-14.
- [4] [n. d.]. RAPID. <https://github.com/umangm/rapid>. Accessed: 2023-07-06.
- [5] 2014. *CORAL Benchmarks*. Accessed: 2021-08-01.
- [6] 2014. *CORAL2 Benchmarks*. Accessed: 2021-08-01.
- [7] 2023. Range Minima Query Solutions. https://en.wikipedia.org/wiki/Range_minimum_query. Accessed: 2023-07-18.
- [8] Parosh Abdulla, Stavros Aronis, Bengt Jonsson, and Konstantinos Sagonas. 2014. Optimal Dynamic Partial Order Reduction. In *Proceedings of the 41st ACM SIGPLAN-SIGACT Symposium on Principles of Programming Languages* (San Diego, California, USA) (POPL '14). Association for Computing Machinery, New York, NY, USA, 373–384. <https://doi.org/10.1145/2535838.2535845>
- [9] Udit Agarwal, Pantazis Deligiannis, Cheng Huang, Kumseok Jung, Akash Lal, Immad Naseer, Matthew Parkinson, Arun Thangamani, Jyothi Vedurada, and Yungpeng Xiao. 2021. Nekara: Generalized Concurrency Testing. In *2021 36th IEEE/ACM International Conference on Automated Software Engineering (ASE)*. 679–691. <https://doi.org/10.1109/ASE51524.2021.9678838>
- [10] Zhendong Ang and Umang Mathur. 2024. Predictive Monitoring against Pattern Regular Languages. *Proc. ACM Program. Lang.* 8, POPL, Article 73 (jan 2024). <https://doi.org/10.1145/3632915>
- [11] David H Bailey, Eric Barszcz, John T Barton, David S Browning, Robert L Carter, Leonardo Dagum, Rod A Fatoohi, Paul O Frederickson, Thomas A Lasinski, Rob S Schreiber, et al. 1991. The NAS parallel benchmarks—summary and preliminary results. In *Proceedings of the 1991 ACM/IEEE Conference on Supercomputing*. 158–165.
- [12] RICHARD BELLMAN. 1958. ON A ROUTING PROBLEM. *Quart. Appl. Math.* 16, 1 (1958), 87–90. <http://www.jstor.org/stable/43634538>
- [13] Stephen M Blackburn, Robin Garner, Chris Hoffmann, Asjad M Khang, Kathryn S McKinley, Rotem Bentzur, Amer Diwan, Daniel Feinberg, Daniel Frampton, Samuel Z Guyer, et al. 2006. The DaCapo benchmarks: Java benchmarking development and analysis. In *Proceedings of the 21st annual ACM SIGPLAN conference on Object-oriented programming systems, languages, and applications*. 169–190.
- [14] Sam Blackshear, Nikos Gorogiannis, Peter W O'Hearn, and Ilya Sergey. 2018. RacerD: compositional static race detection. *Proceedings of the ACM on Programming Languages* 2, OOPSLA (2018), 1–28.
- [15] Hans-J Boehm. 2012. Position paper: Nondeterminism is unavoidable, but data races are pure evil. In *Proceedings of the 2012 ACM workshop on Relaxing synchronization for multicore and manycore scalability*. 9–14.
- [16] Michael D. Bond, Katherine E. Coons, and Kathryn S. McKinley. 2010. PACER: Proportional Detection of Data Races. In *Proceedings of the 31st ACM SIGPLAN Conference on Programming Language Design and Implementation* (Toronto, Ontario, Canada) (PLDI '10). Association for Computing Machinery, New York, NY, USA, 255–268. <https://doi.org/10.1145/1806596.1806626>
- [17] Sebastian Burckhardt, Pravesh Kothari, Madanlal Musuvathi, and Santosh Nagarakatte. 2010. A randomized scheduler with probabilistic guarantees of finding bugs. *ACM SIGARCH Computer Architecture News* 38, 1 (2010), 167–178.
- [18] Yan Cai, Hao Yun, Jinqiu Wang, Lei Qiao, and Jens Palsberg. 2021. Sound and efficient concurrency bug prediction. In *Proceedings of the 29th ACM Joint Meeting on European Software Engineering Conference and Symposium on the Foundations of Software Engineering*. 255–267.
- [19] Milind Chabbi and Murali Krishna Ramanathan. 2022. A Study of Real-World Data Races in Golang. In *Proceedings of the 43rd ACM SIGPLAN International Conference on Programming Language Design and Implementation* (San Diego, CA, USA) (PLDI 2022). Association for Computing Machinery, New York, NY, USA, 474–489. <https://doi.org/10.1145/3519939.3523720>
- [20] Lijie Chen and Ryan Williams. 2019. An equivalence class for orthogonal vectors. In *Proceedings of the Thirtieth Annual ACM-SIAM Symposium on Discrete Algorithms*. SIAM, 21–40.
- [21] Pantazis Deligiannis, Aditya Senthilnathan, Fahad Nayyar, Chris Lovett, and Akash Lal. 2023. Industrial-Strength Controlled Concurrency Testing for C# Programs with COYOTE. In *International Conference on Tools and Algorithms for the Construction and Analysis of Systems*. Springer, 433–452.
- [22] Hyunsook Do, Sebastian Elbaum, and Gregg Rothermel. 2005. Supporting controlled experimentation with testing techniques: An infrastructure and its potential impact. *Empirical Software Engineering* 10 (2005), 405–435.
- [23] Antonio J Dorta, Casiano Rodriguez, and Francisco de Sande. 2005. The OpenMP source code repository. In *13th Euromicro Conference on Parallel, Distributed and Network-Based Processing*. IEEE, 244–250.
- [24] Eitan Farchi, Yarden Nir, and Shmuel Ur. 2003. Concurrent bug patterns and how to test them. In *Proceedings international parallel and distributed processing symposium*. IEEE, 7–pp.
- [25] Azadeh Farzan and Umang Mathur. 2024. Coarser Equivalences for Causal Concurrency. *Proc. ACM Program. Lang.* 8, POPL, Article 31 (jan 2024). <https://doi.org/10.1145/3632873>
- [26] Cormac Flanagan and Stephen N. Freund. 2009. FastTrack: Efficient and Precise Dynamic Race Detection. In *Proceedings of the 30th ACM SIGPLAN Conference on Programming Language Design and Implementation* (Dublin, Ireland) (PLDI '09). Association for Computing Machinery, New York, NY, USA, 121–133. <https://doi.org/10.1145/1542476.1542490>
- [27] Lester Randolph Ford. 1956. Network flow theory. (1956).
- [28] Harold N Gabow, Jon Louis Bentley, and Robert E Tarjan. 1984. Scaling and related techniques for geometry problems. In *Proceedings of the sixteenth annual ACM symposium on Theory of computing*. 135–143.
- [29] Kaan Genç, Jake Roemer, Yufan Xu, and Michael D Bond. 2019. Dependence-aware, unbounded sound predictive race detection. *Proceedings of the ACM on Programming Languages* 3, OOPSLA (2019), 1–30.
- [30] Patrice Godefroid. 2005. Software model checking: The VeriSoft approach. *Formal Methods in System Design* 26 (2005), 77–101.
- [31] Jeff Huang, Patrick O'Neil Meredith, and Grigore Rosu. 2014. Maximal sound predictive race detection with control flow abstraction. In *Proceedings of the 35th ACM SIGPLAN conference on programming language design and implementation*. 337–348.
- [32] Dae R Jeong, Kyungtae Kim, Basavesh Shivakumar, Byoungyoung Lee, and Insik Shin. 2019. Razzar: Finding kernel race bugs through fuzzing. In *2019 IEEE Symposium on Security and Privacy (SP)*. IEEE, 754–768.
- [33] Christian Gram Kalhauge and Jens Palsberg. 2018. Sound Deadlock Prediction. *Proc. ACM Program. Lang.* 2, OOPSLA, Article 146 (oct 2018), 29 pages. <https://doi.org/10.1145/3276516>
- [34] Dileep Kini, Umang Mathur, and Mahesh Viswanathan. 2017. Dynamic Race Prediction in Linear Time. In *Proceedings of the 38th ACM SIGPLAN Conference on Programming Language Design and Implementation* (Barcelona, Spain) (PLDI 2017). Association for Computing Machinery, New York, NY, USA, 157–170. <https://doi.org/10.1145/3062341.3062374>
- [35] Michalis Kokologiannakis and Viktor Vafeiadis. 2021. GenMC: A model checker for weak memory models. In *International Conference on Computer Aided Verification*. Springer, 427–440.
- [36] Rucha Kulkarni, Umang Mathur, and Andreas Pavlogiannis. 2021. Dynamic Data-Race Detection Through the Fine-Grained Lens. In *32nd International Conference on Concurrency Theory*.
- [37] Leslie Lamport. 1978. Time, Clocks, and the Ordering of Events in a Distributed System. *Commun. ACM* 21, 7 (jul 1978), 558–565. <https://doi.org/10.1145/359545.359563>
- [38] Yanze Li, Bozhen Liu, and Jeff Huang. 2019. Sword: A scalable whole program race detector for java. In *2019 IEEE/ACM 41st International Conference on Software Engineering: Companion Proceedings (ICSE-Companion)*. IEEE, 75–78.
- [39] Chunhua Liao, Pei-Hung Lin, Joshua Asplund, Markus Schordan, and Ian Karlin. 2017. DataRaceBench: a benchmark suite for systematic evaluation of data race detection tools. In *Proceedings of the International Conference for High Performance Computing, Networking, Storage and Analysis*. 1–14.
- [40] Weiyu Luo and Brian Demsky. 2021. C11Tester: a race detector for C/C++ atomics. In *Proceedings of the 26th ACM International Conference on Architectural Support for Programming Languages and Operating Systems*. 630–646.
- [41] Daniel Marino, Madanlal Musuvathi, and Satish Narayanasamy. 2009. LiteRace: Effective sampling for lightweight data-race detection. In *Proceedings of the 30th ACM SIGPLAN Conference on Programming Language Design and Implementation*. 134–143.
- [42] Umang Mathur, Dileep Kini, and Mahesh Viswanathan. 2018. What happens-after the first race? enhancing the predictive power of happens-before based dynamic race detection. *Proceedings of the ACM on Programming Languages* 2, OOPSLA (2018), 1–29.
- [43] Umang Mathur, Andreas Pavlogiannis, Hünkar Can Tunç, and Mahesh Viswanathan. 2022. A Tree Clock Data Structure for Causal Orderings in Concurrent Executions. In *Proceedings of the 27th ACM International Conference on Architectural Support for Programming Languages and Operating Systems*. ACM, Lausanne Switzerland, 710–725. <https://doi.org/10.1145/3503222.3507734>
- [44] Umang Mathur, Andreas Pavlogiannis, and Mahesh Viswanathan. 2020. The complexity of dynamic data race prediction. In *Proceedings of the 35th Annual ACM/IEEE Symposium on Logic in Computer Science*. 713–727.
- [45] Umang Mathur, Andreas Pavlogiannis, and Mahesh Viswanathan. 2021. Optimal prediction of synchronization-preserving races. *Proceedings of the ACM on Programming Languages* 5, POPL (2021), 1–29.
- [46] Umang Mathur and Mahesh Viswanathan. 2020. Atomicity Checking in Linear Time Using Vector Clocks. In *Proceedings of the Twenty-Fifth International Conference on Architectural Support for Programming Languages and Operating Systems* (Lausanne, Switzerland) (ASPLOS '20). Association for Computing Machinery, New York, NY, USA, 183–199. <https://doi.org/10.1145/3373376.3378475>
- [47] Patrick Meredith and Grigore Rosu. 2010. Runtime verification with the RV system. In *International Conference on Runtime Verification*. Springer, 136–152.
- [48] Edward F. Moore. 1959. The shortest path through a maze. In *Proc. Internat. Sympos. Switching Theory 1957, Part II*. Harvard Univ. Press, Cambridge, Mass., 285–292.

- [49] Arndt Muehlenfeld and Franz Wotawa. 2007. Fault Detection in Multi-threaded C++ Server Applications. In *Proceedings of the 12th ACM SIGPLAN Symposium on Principles and Practice of Parallel Programming* (San Jose, California, USA) (PPoPP '07). ACM, New York, NY, USA, 142–143. <https://doi.org/10.1145/1229428.1229457>
- [50] Suvam Mukherjee, Pantazis Deligiannis, Arpita Biswas, and Akash Lal. 2020. Learning-based controlled concurrency testing. *Proceedings of the ACM on Programming Languages* 4, OOPSLA (2020), 1–31.
- [51] Mayur Naik, Alex Aiken, and John Whaley. 2006. Effective static race detection for Java. In *Proceedings of the 27th ACM SIGPLAN Conference on Programming Language Design and Implementation*. 308–319.
- [52] Brian Norris and Brian Demsky. 2013. CDSchecker: Checking Concurrent Data Structures Written with C/C++ Atomics. In *Proceedings of the 2013 ACM SIGPLAN International Conference on Object Oriented Programming Systems Languages & Applications* (Indianapolis, Indiana, USA) (OOPSLA '13). Association for Computing Machinery, New York, NY, USA, 131–150. <https://doi.org/10.1145/2509136.2509514>
- [53] Jonas Oberhauser, Rafael Lourenco de Lima Chehab, Diogo Behrens, Ming Fu, Antonio Paolillo, Lilith Oberhauser, Koustubha Bhat, Yuzhong Wen, Haibo Chen, Jaeho Kim, et al. 2021. VSync: push-button verification and optimization for synchronization primitives on weak memory models. In *Proceedings of the 26th ACM International Conference on Architectural Support for Programming Languages and Operating Systems*. 530–545.
- [54] Andreas Pavlogiannis. 2019. Fast, sound, and effectively complete dynamic race prediction. *Proceedings of the ACM on Programming Languages* 4, POPL (2019), 1–29.
- [55] Eli Pozniansky and Assaf Schuster. 2003. Efficient on-the-fly data race detection in multithreaded C++ programs. In *Proceedings of the ninth ACM SIGPLAN symposium on Principles and practice of parallel programming*. 179–190.
- [56] Jake Roemer, Kaan Genç, and Michael D Bond. 2020. SmartTrack: efficient predictive race detection. In *Proceedings of the 41st ACM SIGPLAN Conference on Programming Language Design and Implementation*. 747–762.
- [57] Jake Roemer, Kaan Genç, and Michael D. Bond. 2018. High-Coverage, Unbounded Sound Predictive Race Detection. In *Proceedings of the 39th ACM SIGPLAN Conference on Programming Language Design and Implementation* (Philadelphia, PA, USA) (PLDI 2018). Association for Computing Machinery, New York, NY, USA, 374–389. <https://doi.org/10.1145/3192366.3192385>
- [58] Jake Roemer, Kaan Genç, and Michael D. Bond. 2018. High-Coverage, Unbounded Sound Predictive Race Detection. In *Proceedings of the 39th ACM SIGPLAN Conference on Programming Language Design and Implementation* (Philadelphia, PA, USA) (PLDI 2018). Association for Computing Machinery, New York, NY, USA, 374–389. <https://doi.org/10.1145/3192366.3192385>
- [59] Caitlin Sadowski and Jaeheon Yi. 2014. How Developers Use Data Race Detection Tools. In *Proceedings of the 5th Workshop on Evaluation and Usability of Programming Languages and Tools* (Portland, Oregon, USA) (PLATEAU '14). Association for Computing Machinery, New York, NY, USA, 43–51. <https://doi.org/10.1145/2688204.2688205>
- [60] Mahmoud Said, Chao Wang, Zijiang Yang, and Karem Sakallah. 2011. Generating data race witnesses by an SMT-based analysis. In *NASA Formal Methods Symposium*. Springer, 313–327.
- [61] Stefan Savage, Michael Burrows, Greg Nelson, Patrick Sobalvarro, and Thomas Anderson. 1997. Eraser: A dynamic data race detector for multithreaded programs. *ACM Transactions on Computer Systems (TOCS)* 15, 4 (1997), 391–411.
- [62] Adrian Schmitz, Joachim Protze, Lechen Yu, Simon Schwitanski, and Matthias S Müller. 2019. DataRaceOnAccelerator—a micro-benchmark suite for evaluating correctness tools targeting accelerators. In *European Conference on Parallel Processing*. Springer, 245–257.
- [63] Koushik Sen, Grigore Roşu, and Gul Agha. 2005. Detecting errors in multithreaded programs by generalized predictive analysis of executions. In *Formal Methods for Open Object-Based Distributed Systems: 7th IFIP WG 6.1 International Conference, FMOODS 2005, Athens, Greece, June 15-17, 2005. Proceedings 7*. Springer, 211–226.
- [64] Konstantin Serebryany and Timur Iskhodzhanov. 2009. ThreadSanitizer: data race detection in practice. In *Proceedings of the workshop on binary instrumentation and applications*. 62–71.
- [65] Yannis Smaragdakis, Jacob Evans, Caitlin Sadowski, Jaeheon Yi, and Cormac Flanagan. 2012. Sound Predictive Race Detection in Polynomial Time. In *Proceedings of the 39th Annual ACM SIGPLAN-SIGACT Symposium on Principles of Programming Languages* (Philadelphia, PA, USA) (POPL '12). Association for Computing Machinery, New York, NY, USA, 387–400. <https://doi.org/10.1145/2103656.2103702>
- [66] Francesco Sorrentino, Azadeh Farzan, and P. Madhusudan. 2010. PENELOPE: Weaving Threads to Expose Atomicity Violations. In *Proceedings of the Eighteenth ACM SIGSOFT International Symposium on Foundations of Software Engineering* (Santa Fe, New Mexico, USA) (FSE '10). Association for Computing Machinery, New York, NY, USA, 37–46. <https://doi.org/10.1145/1882291.1882300>
- [67] Mosaad Al Thokair, Minjian Zhang, Umang Mathur, and Mahesh Viswanathan. 2023. Dynamic Race Detection with O(1) Samples. *Proceedings of the ACM on Programming Languages* 7, POPL (2023), 1308–1337.
- [68] Hünkar Can Tuğ, Umang Mathur, Andreas Pavlogiannis, and Mahesh Viswanathan. 2023. Sound Dynamic Deadlock Prediction in Linear Time. *Proc. ACM Program. Lang.* 7, PLDI, Article 177 (jun 2023), 26 pages. <https://doi.org/10.1145/3591291>
- [69] Michael Wang, Shashank Srikant, Malavika Samak, and Una-May O'Reilly. 2023. RaceInjector: Injecting Races to Evaluate and Learn Dynamic Race Detection Algorithms. In *Proceedings of the 12th ACM SIGPLAN International Workshop on the State Of the Art in Program Analysis*. 63–70.
- [70] Ryan Williams. 2005. A new algorithm for optimal 2-constraint satisfaction and its implications. *Theoretical Computer Science* 348, 2 (2005), 357–365. <https://doi.org/10.1016/j.tcs.2005.09.023> Automata, Languages and Programming: Algorithms and Complexity (ICALP-A 2004).
- [71] Meng Xu, Sanidhya Kashyap, Hanqing Zhao, and Taesoo Kim. 2020. Krace: Data race fuzzing for kernel file systems. In *2020 IEEE Symposium on Security and Privacy (SP)*. IEEE, 1643–1660.
- [72] Xinhao Yuan, Junfeng Yang, and Ronghui Gu. 2018. Partial order aware concurrency sampling. In *Computer Aided Verification: 30th International Conference, CAV 2018, Held as Part of the Federated Logic Conference, FloC 2018, Oxford, UK, July 14-17, 2018, Proceedings, Part II 30*. Springer, 317–335.
- [73] Sheng Zhan and Jeff Huang. 2016. ECHO: instantaneous in situ race detection in the IDE. In *Proceedings of the 2016 24th ACM SIGSOFT International Symposium on Foundations of Software Engineering*. 775–786.

A PROOFS FROM SECTION 3

A.1 Proof of Theorem 3.1

Theorem 3.1. Let σ be a trace, let e_1, e_2 be conflicting events and let $S \subseteq \text{Events}(\sigma)$ be an optimistically lock-closed set. The problem of determining whether there is a correct reordering ρ such that $\text{Events}(\rho) = S$ and both e_1 and e_2 are σ -enabled in ρ is NP-hard.

We prove this theorem by instead establishing the following stronger Theorem A.1; it claims that, the problem of determining if the *smallest* optimistically lock-closed set can be linearized, is NP-hard problem.

Theorem A.1. Let σ be a trace, let e_1, e_2 be conflicting events, and let $S = \text{OLClosure}(e_1, e_2)$. The problem of determining whether there is a correct reordering ρ s.t. $\text{Events}(\rho) = S$ is NP-hard.

The high level idea behind our proof of is inspired from [44], which shows that the problem of checking if a given pair of conflicting events is a predictable data race, is NP-hard. In [44], the proof proceeds by first showing that an intermediate problem, namely RF-poset realizability, is NP-hard. An instance of this problem is a triple $\mathcal{P} = (X, P, RF)$, where X is some set of read, write, acquire and release events, $P \subseteq X \times X$ is a partial order on X and RF is a function that maps every read event $r \in X$ to a unique write event $w \in X$ on the same memory location. \mathcal{P} is a positive instance of RF-poset-realizability if there is a linearization σ of X that respects $P \cup \{(w, r) \mid w = RF(r)\}$ and also ensures that between any read (resp. release) event r and its corresponding write (resp. matching acquire) event $w = RF(r)$, there is no other write event of the same memory location (resp. lock) as r . In [44], the NP-hardness of RF-poset realizability is established via a reduction from INDEPENDENT-SET(c), which is the problem of checking if for an input graph G , there is an independent set of G of size at least c . Following this, [44] establishes a reduction from RF-poset realizability to the race prediction problem.

Our proof is inspired from this, but is a direct reduction from INDEPENDENT-SET(c) to our problem – given a trace σ and a pair (e_1, e_2) , determine if there is a correct reordering containing exactly the events $\text{OLClosure}(e_1, e_2)$. Given an input graph G (instance of RF-poset realizability problem), we construct trace σ with two events e_1 and e_2 in σ as follows. We first construct an intermediate RF-poset instance \mathcal{P} by slightly modifying the RF-poset instance constructed by [44], ensuring that \mathcal{P} is realizable iff the graph G has an independent set of size $\geq c$. Starting with \mathcal{P} , we can then construct a trace σ with two specific events e_1, e_2 such that \mathcal{P} can be realized iff there is a correct reordering of σ for which $\text{OLClosure}(e_1, e_2)$ can be linearized.

PROOF. Given an INDEPENDENT-SET(c) problem on graph G , we encode a RF-poset realizability instance \mathcal{P} as following. The set of events X belong to $2c + 2$ threads $t_1, t_2 \dots t_{2c+2}$, and we describe the total order τ_i of events in each thread t_i next.

- (1) For $i = 2 \cdot c + 1$, $\tau_i = w(q), w(v_{2c+1})$
- (2) For $i = 2 \cdot c + 2$, $\tau_i = \tau_i^1 \circ \tau_i^2$, where

$$\tau_i^1 = r(s_1), \dots, r(s_c), \text{acq}(\ell_1), \dots, \text{acq}(\ell_c), r(q), w_2(x), \text{rel}(\ell_c), \dots, \text{rel}(\ell_1).$$

$$\text{Let } C_i = r(v_{i+c}) \cdot r(v_i) \text{ and } \tau_i^2 = r(v_{2c+1}) \circ C_c \circ \dots \circ C_1.$$

- (3) For each integer $1 \leq i \leq c$, $\tau_i = \tau_i^1 \circ \tau_i^2 \circ \dots \circ \tau_i^n \circ w(v_i)$. For $2 \leq j \leq n - 1$, we have $\tau_i^j = \text{acq}_i(\ell_{j,l_1}), \dots, \text{acq}_i(\ell_{j,l_m}), w(y_i^j), r(z_i^j), \text{rel}_i(\ell_{j,l_m}), \dots, \text{rel}_i(\ell_{j,l_1})$, where l_1, \dots, l_m denotes the neighbors of node j in graph G . Let $\tau_i^1 = \text{acq}_i(\ell_{1,l_1}), \dots, \text{acq}_i(\ell_{1,l_m}), w(s_i), r(z_i^1), \text{rel}_i(\ell_{1,l_m}), \dots, \text{rel}_i(\ell_{1,l_1})$, and $\tau_i^n = \text{acq}_i(\ell_{n,l_1}), \dots, \text{acq}_i(\ell_{n,l_m}), w(y_i^n), r_i(x), \text{rel}_i(\ell_{n,l_m}), \dots, \text{rel}_i(\ell_{n,l_1})$.
- (4) For each integer $c + 1 \leq i \leq 2c$, $\tau_i = \tau_i^1 \circ \tau_i^2 \circ \dots \circ \tau_i^n \circ w(v_i)$, where $\tau_i^j = \text{acq}^j(\ell_{i-c}), w(z_{i-c}^j), r(y_{i-c}^{j+1}), \text{rel}^j(\ell_{i-c})$.

See an example of the reduction outlined above in Figure 7. Each variable in \mathcal{P} is written once, so the read-from RF relation is clear. The partial order P is the thread order induced by the threads t_1, \dots, t_{2c+2} .

We remark that the poset \mathcal{P} is almost identical to the one in [44] (let's call it \mathcal{P}'), except for the extra read and write events on variables $\{v_1, \dots, v_{2c+1}\}$ at the end of each thread in \mathcal{P} . We will use $X_{\mathcal{P}'}$ to denote the subset of events that belong to \mathcal{P}' .

Let us first argue that \mathcal{P} is realizable iff \mathcal{P}' is realizable. If \mathcal{P}' is realizable, then there is a linearization ρ' of $X_{\mathcal{P}'}$ that preserves thread order and the reads-from of events in $X_{\mathcal{P}'}$. Consider the trace $\rho = \rho', w(v_1) \dots w(v_{2c}), r(v_1) \dots r(v_{2c})$, where we omit the obvious thread identifiers of events on $\{v_1, \dots, v_{2c+1}\}$. Clearly, ρ' witnesses the realizability of \mathcal{P} . Now, if \mathcal{P}' is realizable using a linearization ρ , it is easy to argue that the linearization ρ' obtained by removing events of memory locations $\{v_1, \dots, v_{2c+1}\}$ witnesses the realizability of \mathcal{P}' . It thus also follows that G is a positive instance of INDEPENDENT-SET(c) iff \mathcal{P} is realizable.

Let us now construct the trace σ and complete our reduction. The set of events of trace will be $\text{Events}(\sigma) = X \uplus \{w_1(a), w_2(a)\}$, where a is a fresh memory location and $w_1(a)$ writes to a as the new last event of t_{2c+1} , while $w_2(a)$ writes to a as the new last event of t_{2c+2} . Observe that in \mathcal{P} , every write event in thread τ_i is read by events in τ_{c+i} for $1 \leq i \leq c$. We let t_i be an arbitrary interleaving of τ_i and τ_{i+c} that respects the thread order and read-from relation.

We construct the trace σ to be the following.

$$\sigma = \tau_{2c+1} \circ w_1(a) \circ t_1 \circ \dots \circ t_c \circ \tau_{2c+2} \circ w_2(a)$$

First, it is clear that $\text{OLClosure}(w_1(a), w_2(a)) = X$. Thus, $\text{OLClosure}(w_1(a), w_2(a))$ can be linearized iff \mathcal{P} can be realized. Consequently, the input graph G has an independent set of size $\geq c$ iff $(w_1(a), w_2(a))$ is witnessed as a race of σ using $\text{OLClosure}(w_1(a), w_2(a))$. Finally, it is clear that the construction takes polynomial time in the size of the graph G . Thus, it follows that the problem of checking if, for a given trace σ and a pair of conflicting events (e_1, e_2) in σ , whether there is a correct reordering ρ of σ with $\text{Events}(\rho) = \text{OLClosure}(e_1, e_2)$, is also NP-hard. \square

B PROOFS FROM SECTION 4

B.1 Proof of Lemma 4.1

Lemma 4.1. Let (e_1, e_2) be a conflicting pair of events in trace σ . If (e_1, e_2) is an optimistic sync-reversal race, then it can be witnessed in an optimistic correct reordering ρ with $\text{Events}(\rho) = \text{OLClosure}(e_1, e_2)$.

PROOF SKETCH. Given σ and two conflicting events e_1, e_2 , let $S = \text{OLClosure}(e_1, e_2)$ and X be an arbitrary optimistically lock-closed

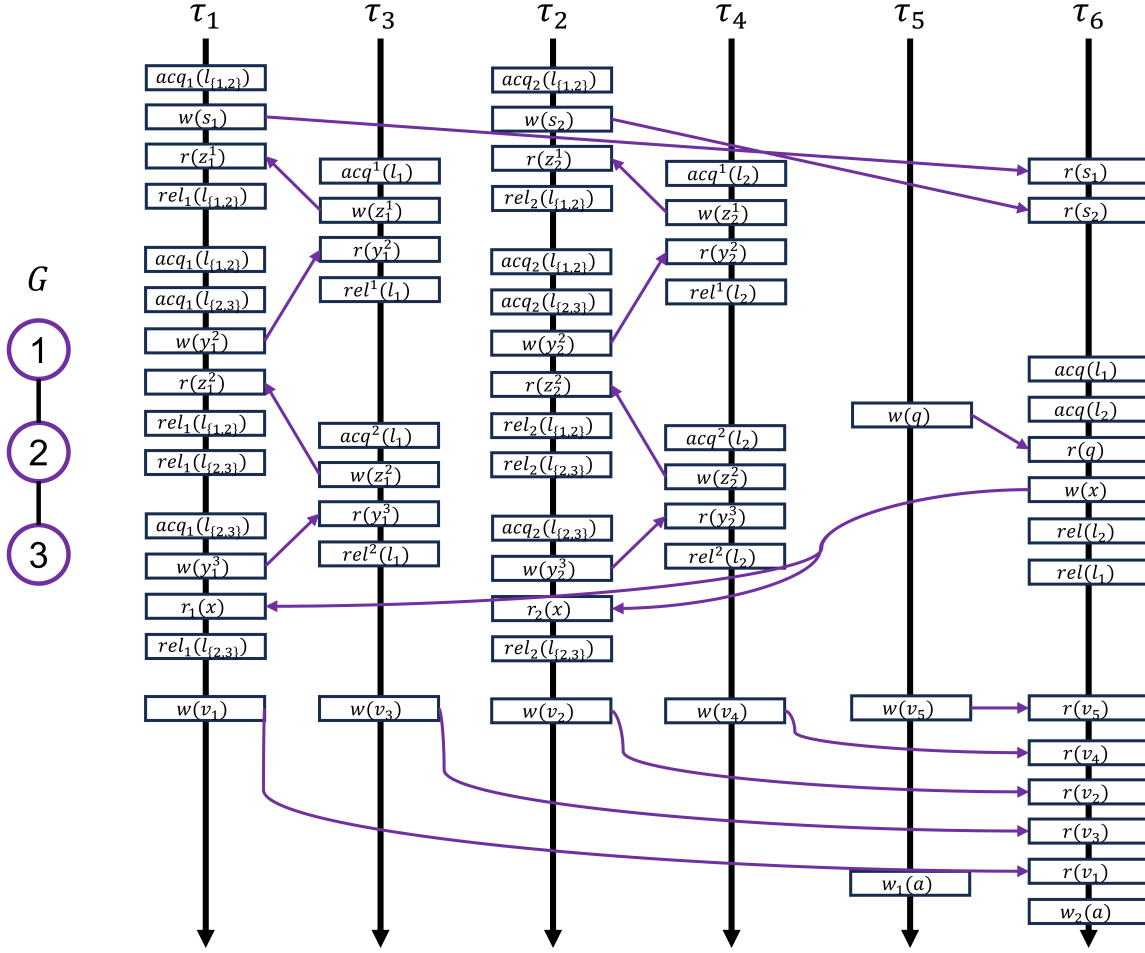


Figure 7: Given a graph G and independent set size of 2, our construction to show NP-Hardness of linearizing $\text{OLClosure}(e_1, e_2)$

event set. By definition, S is the smallest optimistically lock-closed set and thus $S \subseteq X$. Let $G_S^{\text{Opt}}, G_X^{\text{Opt}}$ be the optimistic-reordering-graph of S and X , respectively. We now show if there is a cycle in G_S^{Opt} , then G_X^{Opt} also has a cycle.

First we consider the nodes in G_S^{Opt} and we have for any node v in G_S^{Opt} , v must be in G_X^{Opt} , because X is a superset over S . Second we show for all forward edges $u \rightarrow v$ in G_S^{Opt} , this edge also exists in G_X^{Opt} . This is because u, v are also nodes in X , and the edge $u \rightarrow v$ exists, if both u, v are in X .

Next, we show that for each backward edges (r, a) in G_S^{Opt} , there is a path from r to a in G_X^{Opt} ; here, by backward edge we mean that $v \leq_{\text{tr}}^{\sigma} u$. Notice that since (r, a) is a backward edge, it must be that $r = \text{last}(\text{rel}(\ell))_S$ be the last release of lock ℓ and $a = \text{acqO}(\ell)_S$ is an unmatched acquire in S , for some ℓ . We first establish that indeed a must also be unmatched in X . Since S is optimistically lock closed, it must be that $\{e_1, e_2\} \cap \text{TRClosure}(\text{match}_{\sigma}(a)) \neq \emptyset$. If, on the contrary, $\text{match}_{\sigma}(a) \in X$, the fact that X is $(\leq_{\text{TO}}^{\sigma}, \text{rf}_{\sigma})$ -closed, we must have $\{e_1, e_2\} \cap X \neq \emptyset$. Clearly this would contradict the fact that X is optimistically lock-closed. Thus, a is unmatched even in

X . Further, from the definition of G_X^{Opt} , it follows that (r', a) is an edge of G_X^{Opt} .

Now let $r' = \text{last}(\text{rel}(\ell))_X$. We have $r \leq_{\text{tr}}^{\sigma} r'$, because $S \subseteq X$. This means that there is a path in G_X^{Opt} of the form $r \rightarrow r' \rightarrow a$ in G_X^{Opt} . In other words, all paths of G_S^{Opt} are preserved in G_X^{Opt} and thus, so are the cycles of G_S^{Opt} .

By definition, if (e_1, e_2) is an optimistic sync-reversal race, there is an optimistic correct reordering ρ , s.t. the optimistic-reordering-graph of $\text{Events}(\rho)$ has no cycle. Then we can conclude G_S^{Opt} also has no cycle, thus the linearization of G_S^{Opt} can also witness this race (thanks to Lemma 4.2). \square

B.2 Proof of Lemma 4.2

Lemma 4.2. Let σ be a trace and let $S \subseteq \text{Events}(\sigma)$ such that S is $(\leq_{\text{TO}}^{\sigma}, \text{rf}_{\sigma})$ -closed and also lock-feasible. Then, there is an optimistic reordering ρ of σ on the set S iff the graph G_S^{Opt} is acyclic.

PROOF SKETCH. Let us first assume that G_S^{Opt} is acyclic. Consider a linearization ρ of G_S^{Opt} . We argue that ρ is an optimistic reordering

of σ . First, S is $(\leq_{\text{TO}}^{\sigma}, \text{rf}_{\sigma})$ -closed and G_S^{Opt} orders all events of the same thread as in σ . Hence ρ respects $\leq_{\text{TO}}^{\sigma}$. Second, for every read event r , its corresponding writer $\text{rf}_{\sigma}(r)$ is in S , and further is ordered before r in the graph G_S^{Opt} , and every other conflicting write w' is either after r or before w in σ and thus in G_S^{Opt} and thus in ρ . Finally, lock semantics are preserved since S is lock-feasible, the matched critical sections are totally ordered and further the unmatched acquire is ordered after every other release of the same lock. Finally, ρ is an optimistic reordering because the order of matched critical sections and the order of conflicting events is preserved because they are explicit edges in G_S^{Opt} .

Now assume that there is an optimistic reordering ρ of σ with $\text{Events}(\rho) = S$. We will argue that for every edge (e_1, e_2) of G_S^{Opt} , we have $e_1 \leq_{\text{tr}}^{\rho} e_2$. This would imply that G_S^{Opt} is acyclic, since ρ is acyclic. First, consider the case when (e_1, e_2) is such that $e_1 \leq_{\text{TO}}^{\sigma} e_2$. Since ρ is a correct reordering of σ , we must also have $e_1 \leq_{\text{TO}}^{\rho} e_2$. Second, consider the case when $e_1 = \text{rel}(\ell)$ and $e_2 = \text{acq}(\ell)$. If e_2 is matched in S , then we have $e_1 \leq_{\text{tr}}^{\rho} e_2$ since ρ is an optimistic reordering. Otherwise, e_2 is an unmatched acquire and must be placed last in ρ anyway. Finally, if $e_1 \bowtie e_2$, then the fact that $e_1 \leq_{\text{tr}}^{\sigma} e_2$ and that ρ orders conflicting events the same way as σ implies that $e_1 \leq_{\text{tr}}^{\rho} e_2$. \square

B.3 Proof of Lemma 4.3

Lemma 4.3. Let $e_1, e_2, e'_2 \in \text{Events}(\sigma)$ be events in trace σ with $e_2 \leq_{\text{TO}}^{\sigma} e'_2$. Let $S = \text{OLClosure}(e_1, e_2)$ and let $S' = \text{OLClosure}(e_1, e'_2)$. We have the following: (1) $S \subseteq S'$. (2) $S = \text{ComputeOLClosure}(e_1, e_2, \emptyset)$, and further this call (in Algorithm 1) takes $\tilde{O}(|S|)$ time. (3) $S' = \text{ComputeOLClosure}(e_1, e'_2, S)$, and further this call (in Algorithm 1) takes $\tilde{O}(|S'| - |S|)$ time.

PROOF SKETCH. We first show $\text{ComputeOLClosure}(e_1, e_2, \emptyset) = S$. For convenience, we denote S_i as S after i -th iteration in Algorithm 1. Now we prove $\text{ComputeOLClosure}(e_1, e_2, \emptyset) \subseteq S$ by induction.

- Firstly, the initial set $S_0 \subseteq S$
- Assuming after i iterations, $S_i \subseteq S$, we show $S_{i+1} \subseteq S$. By definition of ComputeOLClosure , $S_{i+1} = S_i \cup \text{TRClosure}(\text{rel})$, where $\text{match}_{\sigma}(\text{rel}) \in S_i$ and $\{e_1, e_2\} \cap \text{TRClosure}(\text{rel}) = \emptyset$. Since $S_i \subseteq S$, by definition of $\text{OLClosure}(e_1, e_2)$, we have $\text{rel} \in S$ and therefore $S_{i+1} \subseteq S$

So far we proved $\text{ComputeOLClosure}(e_1, e_2, \emptyset) \subseteq S$. Further we claim $\text{ComputeOLClosure}(e_1, e_2, \emptyset)$ is optimistic lock-closed. Otherwise, the while loop in Algorithm 1 will not terminate. This proves $S = \text{ComputeOLClosure}(e_1, e_2, \emptyset)$.

Now we prove $S \subseteq S'$. We consider an arbitrary run of Algorithm 1 on computing $S = \text{ComputeOLClosure}(e_1, e_2, \emptyset)$, and construct another valid run of Algorithm 1 on computing $S' = \text{ComputeOLClosure}(e_1, e'_2, \emptyset)$. During this process, we prove after i iterations, $S_i \subseteq S'_i$ for all i .

- (1) We observe $S_0 \subseteq S'_0$, as $\text{prev}_{\sigma}(e_2) \in \text{TRClosure}(\text{prev}_{\sigma}(e'_2))$.
- (2) Assuming $S_i \subseteq S'_i$, we prove $S_{i+1} \subseteq S'_{i+1}$.
For all release event $\text{rel}(\ell)$, if $\text{rel}(\ell) \notin S_i$ and $\{e_1, e_2\} \cap \text{TRClosure}(\text{rel}(\ell)) = \emptyset$, we have $\{e_1, e'_2\} \cap \text{TRClosure}(\text{rel}(\ell)) = \emptyset$, because $e_2 \leq_{\text{TO}}^{\sigma} e'_2$. Then there are

two possibilities. The first being that $\text{rel}(\ell) \in S'_i$, which means S'_i is already a superset of S_{i+1} , so that $S_{i+1} \subseteq S'_i \subseteq S'_{i+1}$. Alternatively, if $\text{rel}(\ell) \notin S'_i$, for any update we do for S_i , we can also do the same update for S'_i . Therefore, after one more iteration, the observation of $S_{i+1} \subseteq S'_{i+1}$ still holds.

The observation above proves $\text{ComputeOLClosure}(e_1, e_2, \emptyset) \subseteq \text{ComputeOLClosure}(e_1, e'_2, \emptyset)$. Since $\text{ComputeOLClosure}(e_1, e_2, \emptyset) = S$ and $\text{ComputeOLClosure}(e_1, e'_2, \emptyset) = S'$, we have $S \subseteq S'$.

Now we show S can be computed by ComputeOLClosure in $\tilde{O}(|S|)$ time. In each iteration of ComputeOLClosure , we need $O(\mathcal{TL})$ time to check if any updates can be done, and there are at most $|S|$ iterations. Therefore, each event is visited at most $\tilde{O}(\mathcal{TL})$ times.

For the third conclusion, we can take S as a start point and call $\text{ComputeOLClosure}(e_1, e'_2, S)$ to compute S' , as $S \subseteq S'$. Following the proof of the second conclusion, this takes $\tilde{O}(|S'| - |S|)$ time. It remains to show $\text{ComputeOLClosure}(e_1, e'_2, S)$ returns S' . We show this by induction. We denote S'_i as S' after i iterations in Algorithm 1.

- It's obvious that $S'_0 \subseteq S'$
- Assuming $S'_i \subseteq S'$, we show $S'_{i+1} \subseteq S'$. By definition of ComputeOLClosure , $S'_{i+1} = S'_i \cup \text{TRClosure}(\text{rel})$, where $\text{match}_{\sigma}(\text{rel}) \in S'_i$ and $\{e_1, e'_2\} \cap \text{TRClosure}(\text{rel}) = \emptyset$. Since $S'_i \subseteq S'$, by definition of $\text{OLClosure}(e_1, e'_2)$, we have $\text{rel} \in S'$ and therefore $S'_{i+1} \subseteq S'$

This proves $\text{ComputeOLClosure}(e_1, e'_2, S)$ indeed returns S' . \square

B.4 Proof of Theorem 4.1

Theorem 4.1. Let σ be a trace and let e_1, e_2 be conflicting events in σ . The problem of determining if (e_1, e_2) is an optimistic sync-reversal race can be solved in time $O(\mathcal{TL}(\mathcal{TN} + \mathcal{L})) = \tilde{O}(\mathcal{N})$ time.

PROOF. For given e_1, e_2 , to determine if they are OSR race, we firstly compute their optimistic lock closure, check for lock-feasibility and then build the abstract graph to check for cycles. We have shown in Section 4.1 that for any given e_1, e_2 , $\text{OLClosure}(e_1, e_2)$ can be computed in $O(\mathcal{T}^2\mathcal{N})$. Lock-feasibility can be checked in $O(\mathcal{TL})$ time.

To build the graph, we firstly add all vertices and backward edges. Later, we compute earliest successors for each vertex in the graph and add forward edges correspondingly. The abstract graph contains at most $2\mathcal{L}$ nodes by definition. Also in Section 4.2, we have shown that it takes $O(\mathcal{L})$ time to add all backward edges and $O(\mathcal{T}^2\mathcal{L})$ time to add all forward edges. Checking cycles in the graph takes $O(\mathcal{L} + \mathcal{L}^2)$ time, as there are at most $O(\mathcal{L})$ vertices and $O(\mathcal{L}^2)$ edges. Therefore, building the graph and checking for cycle take $O(\mathcal{L} + \mathcal{L} + \mathcal{T}^2\mathcal{L} + \mathcal{L}^2)$, i.e. $O(\mathcal{L}(\mathcal{T}^2 + \mathcal{L}))$ in total.

To do race detection on given e_1, e_2 , it takes $O(\mathcal{N}\mathcal{T}^2 + \mathcal{L}\mathcal{T} + \mathcal{L}(\mathcal{T}^2 + \mathcal{L}))$, i.e. $O(\mathcal{T}^2\mathcal{N} + \mathcal{L}^2)$. \square

B.5 Proof of Theorem 4.2

Theorem 4.2. Let σ be an execution, $e \in \text{Events}(\sigma)$ be a read or write event and let $t \in \text{Threads}(\sigma)$. The problem of checking if there is an event e' with $\text{th}(e') = t$ such that (e, e') is an optimistic-sync-reversal race, can be solved in time $O((\mathcal{T}^2 + \mathcal{L})\mathcal{LN})$.

PROOF. Following Algorithm 3, the computation `ComputeOLClosure` for each (e, e') , s.t. $\text{th}(e') = t$ is equivalent to compute the `ComputeOLClosure` for e and the last e' in thread t , which can be done in $O(\mathcal{T}^2 N)$ time.

We also need to check lock-feasibility, build graph and check cycles for each e' in t . There are at most N such e' . The total time complexity to do so is $O(N(\mathcal{L}\mathcal{T} + \mathcal{L}(\mathcal{T}^2 + \mathcal{L})))$, i.e. $O(N\mathcal{L}(\mathcal{T}^2 + \mathcal{L}))$.

In total, we need $O(\mathcal{T}^2 N + N\mathcal{L}(\mathcal{T}^2 + \mathcal{L}))$, i.e. $O((\mathcal{T}^2 + \mathcal{L})\mathcal{L}N)$ time to check for all races between (e, e') , s.t. $\text{th}(e') = t$ \square

B.6 Proof of Theorem 4.3

Theorem 4.3. Given a trace σ , the problem of checking if σ has an optimistic sync-reversal data race, can be solved in time $O(\mathcal{T}\mathcal{L}(\mathcal{T}^2 + \mathcal{L})N^2) = \tilde{O}(N^2)$ time.

PROOF. Following Algorithm 4, we iterate over all events and for a fixed event e , we iterate over all threads. Therefore, Algorithm 3 is called at most $O(\mathcal{T}N)$ times. Then the total complexity to check for races is bound by $O(\mathcal{T}N \cdot (\mathcal{T}^2 + \mathcal{L})\mathcal{L}N)$, i.e. $O(\mathcal{T}\mathcal{L}(\mathcal{T}^2 + \mathcal{L})N^2)$ time. \square

B.7 Proof of Lemma 4.4

Lemma 4.4. Let σ be a trace and let $S \subseteq \text{Events}(\sigma)$ be a $(\leq_{\text{TO}}^{\sigma}, \text{rf}_{\sigma})$ -closed set. G_S^{Opt} has a cycle iff G_S^{Abs} has a cycle.

PROOF SKETCH. Firstly, we show if there is a cycle C in G_S^{Abs} , then there is a cycle C' in G_S^{Opt} . For every edge $u \rightarrow v$ in C , if it is a forward edge, then we replace it with the corresponding forward path from u to v . If $u \rightarrow v$ is a backward edge, then we keep as it is. After this substitution, we get the replaced C as a cycle C' in G_S^{Opt} .

If there is a cycle C' in G_S^{Opt} , then there is a cycle C in G_S^{Abs} . Considering the edges E in C' , E must contain backward edges, otherwise C' cannot be a cycle. Let E_b be the set of backward edges in E and V_b be the set of nodes in E_b . We observe that V_b is a subset of the vertices in G_S^{Opt} , because the vertex set of G_S^{Opt} is a super set over G_S^{Abs} .

Therefore, C can be constructed as following. First we keep all last release and open acquire event as nodes in C' . Second we add all backward edges in C to C' . Lastly, we replace all forward paths (paths don't contain backward edges) in C with a direct edge and add them into C' . We now have successfully constructed cycle C' in G_S^{Abs} . \square

B.8 Proof of Theorem 4.4

Theorem 4.4. Assume SETH holds. Given an arbitrary trace σ , the problem of determining if σ has an OSR race cannot be solved in time $O(N^{2-\epsilon})$ (where $N = |\text{Events}(\sigma)|$) for every $\epsilon > 0$.

Orthogonal Vector Hypothesis (OV). The Orthogonal Vectors problem is defined as following. Given two sets A, B each containing N d -dimensional 0-1 vectors, where $d = \tilde{O}(\log(N))$, determine if there exists two vectors $v_1 \in A, v_2 \in B$, s.t. (v_1, v_2) has an inner product of zero. OV Hypothesis is a well-known conjecture and it has been widely accepted that it's not likely to give a sub-quadratic

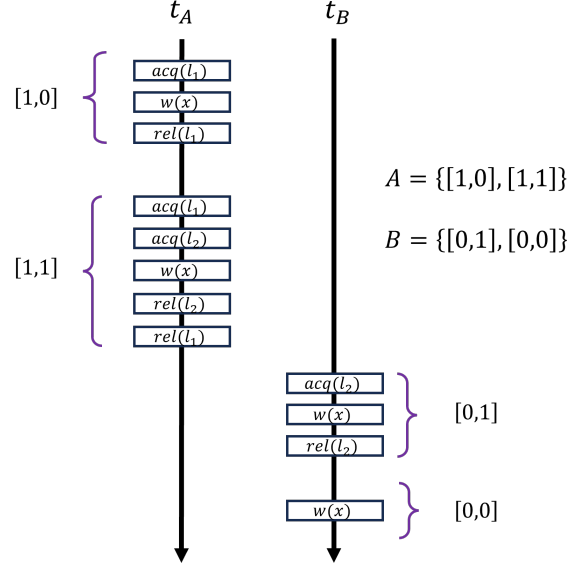


Figure 8: Given two sets A, B of vectors of length 2, our construction to show quadratic hardness of OSR race detection

algorithm to solve the Orthogonal Vector problem [20, 36], i.e. OV Hypothesis states OV Problem has a lower bound of $\tilde{O}(N)^2$.

We now reduce the existence problem of OSR race to the OV problem and show that the problem of determining if there is a OSR race in σ also has a lower bound of $\tilde{O}(N)^2$, unless OV Hypothesis fails.

PROOF. Given two sets A, B of N d -dimensional 0-1 vectors, we construct a trace σ as following (shown in Figure 8). σ contains two threads t_A, t_B . As A, B are finite sets, we enumerate elements from A, B as $a_1, a_2, \dots, b_1, b_2, \dots$. For an arbitrary vector $v_i = (i_1, \dots, i_d)$, assuming it contains k non-zero bits, we use a list (j_1, \dots, j_k) to denote the index of non-zero elements in v_i . For example, vector $(0, 1, 0, 1)$ has non-zero bits $[2, 4]$, as its 2nd and 4th bits are 1. We define an event clause associated with vector v_i as $C_{v_i} = \text{acq}(\ell_{j_1}) \circ \dots \circ \text{acq}(\ell_{j_k}) \circ \text{w}(x) \circ \text{rel}(\ell_{j_k}) \circ \dots \circ \text{rel}(\ell_{j_1})$. Let $t_A = C_{a_1} \circ C_{a_2} \circ \dots \circ C_{a_N}$ and $t_B = C_{b_1} \circ C_{b_2} \circ \dots \circ C_{b_N}$. And we require $\forall e \in t_A, e' \in t_B, e \leq_{\text{tr}}^{\sigma} e'$. Then we observe a total order $\leq_{\text{tr}}^{\sigma}$ on σ .

Now we show there is a pair of orthogonal vectors in A, B , iff there is a OSR race in σ . If there is a OSR race $w_a(x), w_b(x)$ in σ , they must correspond to vector $a \in A, b \in B$. Since $(w_a(x), w_b(x))$ is a data race, they must be from different threads and their lock set must be disjoint. Therefore $\forall 1 \leq i \leq d$, either $a[i] = 0$ or $b[i] = 0$, thus a, b are orthogonal.

If there is a pair of orthogonal vector a, b , then we consider their clause C_a, C_b . Let $w_a(x), w_b(x)$ be the two write operations in C_a, C_b and now we show w_a, w_b is a OSR race. For convenience, let $S = \text{OLClosure}(w_a(x), w_b(x))$. The following observations hold.

- (1) $w_a(x) \in \text{Events}(t_A)$ and $w_b(x) \in \text{Events}(t_B)$, so that $a \in A$ and $b \in B$.
- (2) $S = \{e \mid e \leq_{\text{TO}}^{\sigma} \text{prev}_{\sigma}(w_a(x))\} \cup \{e \mid e \leq_{\text{TO}}^{\sigma} \text{prev}_{\sigma}(w_b(x))\}$ and $\forall \text{lock } \ell \in \text{Locks}(S)$, there is at most one open acquire on ℓ , because a, b are orthogonal, so the

clause C_a, C_b don't hold the same lock. This proves S is potentially feasible

- (3) We guarantee S has no cycles, as no direct edge is from an acquire event to other events except thread order.

Following the definition, it's obvious to see $w_a(x)$ and $w_b(x)$ is a OSR race, and thus we have proved there is a pair of orthogonal vectors in A, B , iff there is a OSR race in σ . If OV Hypothesis holds, then the problem of checking existence of OSR race has a lower bound of $\tilde{O}(\mathcal{N})^2$.

□

C EXTRA TABLES FOR SECTION 5

Table 3: Statistics of the Java benchmarks. \mathcal{N} , \mathcal{T} , \mathcal{V} , \mathcal{L} , Reads, Writes, Acq are the number of events, threads, variables, locks, read events, write events and acquire events after filtering, respectively.

Benchmark	\mathcal{N}	\mathcal{T}	\mathcal{V}	\mathcal{L}	Reads	Writes	Acq	Benchmark	\mathcal{N}	\mathcal{T}	\mathcal{V}	\mathcal{L}	Reads	Writes	Acq
array	11	3	2	1	1	4	2	critical	11	4	1	0	2	4	0
account	15	4	1	0	6	5	0	airtickets	18	5	1	0	9	5	0
pingpong	24	7	2	0	10	8	0	twostage	83	12	2	2	20	12	20
wronglock	122	22	1	2	40	21	20	bbuffer	9	3	1	0	2	5	0
prodcons	246	8	3	1	125	41	34	clean	867	8	2	2	286	96	239
mergesort	167	5	1	1	55	7	49	bubblesort	1.6K	13	25	1	1.1K	263	119
lang	1.8K	7	100	0	1.3K	500	0	readswrites	10K	5	6	1	4.2K	2.2K	1.7K
raytracer	526	3	3	0	514	9	0	bufwriter	10K	6	6	1	5.3K	2.2K	1.4K
ftpsrvr	17K	11	135	143	7.9K	0.8K	4.2K	moldyn	21K	3	2	0	21K	68	0
linkedlist	0.9M	12	932	1	0.9M	1.9K	1.0K	derby	75K	4	190	133	19K	12K	22K
jigsaw	3.2K	8	51	45	551	498	1.1K	sunflow	3.3K	17	20	7	2.0K	125	585
cryptorsa	1.3M	7	18	27	709K	287K	156K	xalan	671K	7	72	138	205K	99K	184K
lufact	891K	5	6	1	5.3K	2.2K	1.4K	batik	131	7	5	0	115	10	0
lusearch	751K	8	77	4	751K	172	53	tsp	15M	10	189	2	15M	30K	91
luindex	16K	3	9	4	2.6K	66	6.6K	sor	1.9M	5	4	1	633K	804	633K

Table 4: Summarized races and running time (in seconds) for RaceInjector traces

1	2	3	4	5	6	7	8	9	10	11	12	13
Benchmark	Trace	\mathcal{N}	SHB		WCP		SyncP		M2		OSR	
			Races	Time	Races	Time	Races	Time	Races	Time	Races	Time
SHB-missed/ArrayList-27th	43	494	37	0.12	28	0.18	37	0.21	37	0.36	37	0.16
	45	494	37	0.11	28	0.16	37	0.22	37	0.34	37	0.17
	47	494	37	0.12	28	0.18	37	0.21	37	0.33	37	0.15
	49	494	37	0.12	28	0.17	37	0.22	37	0.35	37	0.16
	51	494	37	0.11	28	0.17	37	0.19	37	0.34	37	0.16
	54	494	37	0.12	28	0.17	37	0.2	37	0.36	37	0.17
	66	494	37	0.12	28	0.21	37	0.2	37	0.37	37	0.16
	91	494	37	0.11	28	0.16	37	0.21	37	0.37	37	0.17
	108	494	44	0.11	39	0.17	44	0.21	44	0.36	44	0.16
	109	494	44	0.11	40	0.19	44	0.2	44	0.36	44	0.16
	115	494	44	0.1	40	0.17	44	0.18	44	0.36	44	0.15
	118	494	44	0.1	40	0.16	44	0.2	44	0.36	44	0.15
	120	494	44	0.11	40	0.18	44	0.21	44	0.36	44	0.15
	122	494	44	0.1	40	0.18	44	0.18	44	0.35	44	0.15
	124	494	37	0.12	28	0.17	37	0.21	37	0.34	37	0.16
158	494	37	0.11	28	0.17	37	0.22	37	0.37	37	0.15	
SHB-missed/Jigsaw-35th	184	42461	1129	0.79	739	1.09	1129	1.54	1129	50.47	1129	1.29
	319	42461	1129	0.83	739	1.05	1129	1.59	1129	45.16	1129	1.21
	414	42461	1129	0.87	739	1.08	1129	1.52	1129	49.41	1129	1.22
	468	42461	1129	0.8	739	1.05	1129	1.53	1129	48.49	1129	1.2
	475	42461	1129	0.87	739	1.07	1129	1.57	1129	48.01	1129	1.2
	484	42461	1129	0.85	739	1.05	1129	1.6	1129	47.91	1129	1.23
SHB-missed/TreeSet-22th	97	635	42	0.11	35	0.17	42	0.19	42	0.3	42	0.14
	98	635	42	0.12	34	0.17	42	0.19	42	0.31	42	0.14
	99	635	42	0.12	35	0.16	42	0.19	42	0.33	42	0.14
	100	635	42	0.13	34	0.17	42	0.21	42	0.33	42	0.14
	101	635	42	0.12	35	0.17	42	0.22	42	0.32	42	0.14
	102	635	42	0.12	34	0.18	42	0.2	42	0.31	42	0.14
	105	635	42	0.11	33	0.17	42	0.21	42	0.31	42	0.14
	107	635	42	0.12	33	0.18	42	0.2	42	0.32	42	0.15
	109	635	42	0.12	33	0.18	42	0.19	42	0.33	42	0.14
	111	635	42	0.12	34	0.17	42	0.19	42	0.31	42	0.14
	113	635	42	0.12	34	0.18	42	0.21	42	0.31	42	0.14
	115	635	42	0.12	34	0.19	42	0.2	42	0.31	42	0.19
	117	635	42	0.11	34	0.18	42	0.18	42	0.37	42	0.15
	119	635	42	0.12	34	0.17	42	0.21	42	0.36	42	0.14
	120	635	42	0.12	35	0.17	42	0.19	42	0.31	42	0.14
	121	635	42	0.11	34	0.18	42	0.21	42	0.31	42	0.14
	122	635	42	0.11	35	0.16	42	0.2	42	0.32	42	0.14
	123	635	42	0.11	35	0.18	42	0.2	42	0.3	42	0.15
	126	635	42	0.12	35	0.17	42	0.2	42	0.31	42	0.14
	127	635	42	0.11	34	0.17	42	0.18	42	0.32	42	0.14
128	635	42	0.12	35	0.18	42	0.2	42	0.32	42	0.15	
129	635	42	0.13	34	0.17	42	0.2	42	0.32	42	0.14	
130	635	42	0.12	35	0.18	42	0.21	42	0.3	42	0.15	
131	635	42	0.12	34	0.18	42	0.19	42	0.32	42	0.14	
132	635	42	0.13	35	0.17	42	0.2	42	0.31	42	0.14	

1	2	3	4	5	6	7	8	9	10	11	12	13
Benchmark	Trace	\mathcal{N}	SHB		WCP		SyncP		M2		OSR	
			Races	Time	Races	Time	Races	Time	Races	Time	Races	Time
	133	635	42	0.13	35	0.17	42	0.2	42	0.32	42	0.14
	134	635	42	0.12	35	0.18	42	0.21	42	0.31	42	0.15
	135	635	42	0.11	35	0.18	42	0.19	42	0.32	42	0.15
	136	635	42	0.12	35	0.19	42	0.2	42	0.33	42	0.14
	137	635	42	0.11	35	0.17	42	0.19	42	0.33	42	0.14
	138	635	42	0.12	35	0.17	42	0.21	42	0.31	42	0.15
	139	635	42	0.12	35	0.18	42	0.17	42	0.3	42	0.15
	140	635	42	0.12	35	0.19	42	0.2	42	0.32	42	0.14
	141	635	42	0.13	35	0.19	42	0.19	42	0.3	42	0.14
	142	635	42	0.12	35	0.18	42	0.19	42	0.32	42	0.15
	143	635	42	0.12	35	0.17	42	0.19	42	0.32	42	0.15
	144	635	42	0.11	35	0.16	42	0.2	42	0.31	42	0.14
	145	635	42	0.12	35	0.17	42	0.21	42	0.32	42	0.15
	149	635	42	0.11	35	0.17	42	0.19	42	0.32	42	0.15
	150	635	42	0.12	34	0.17	42	0.22	42	0.31	42	0.14
151	635	42	0.13	35	0.2	42	0.19	42	0.32	42	0.14	
WCP-missed/TreeSet-22th	98	635	42	0.12	34	0.17	42	0.19	42	0.33	42	0.16
	100	635	42	0.12	34	0.17	42	0.2	42	0.31	42	0.16
	102	635	42	0.12	34	0.17	42	0.2	42	0.32	42	0.15
	109	635	42	0.11	33	0.18	42	0.19	42	0.33	42	0.16
	111	635	42	0.12	34	0.18	42	0.2	42	0.3	42	0.16
	113	635	42	0.12	34	0.17	42	0.2	42	0.32	42	0.16
	115	635	42	0.12	34	0.17	42	0.2	42	0.32	42	0.16
	117	635	42	0.12	34	0.17	42	0.2	42	0.34	42	0.16
	119	635	42	0.12	34	0.16	42	0.19	42	0.33	42	0.16
	121	635	42	0.12	34	0.17	42	0.19	42	0.32	42	0.16
	123	635	42	0.11	35	0.18	42	0.2	42	0.31	42	0.16
	127	635	42	0.12	34	0.18	42	0.21	42	0.32	42	0.16
	129	635	42	0.11	34	0.17	42	0.2	42	0.32	42	0.15
	131	635	42	0.12	34	0.18	42	0.18	42	0.34	42	0.15
	133	635	42	0.12	35	0.17	42	0.2	42	0.33	42	0.16
135	635	42	0.12	35	0.18	42	0.19	42	0.31	42	0.17	
137	635	42	0.12	35	0.16	42	0.2	42	0.32	42	0.16	
139	635	42	0.11	35	0.19	42	0.19	42	0.3	42	0.15	
141	635	42	0.11	35	0.2	42	0.21	42	0.31	42	0.15	
143	635	42	0.12	35	0.19	42	0.18	42	0.31	42	0.15	
145	635	42	0.12	35	0.17	42	0.19	42	0.33	42	0.16	
SyncP-missed/ArrayList-27th	109	494	44	0.11	40	0.16	44	0.2	44	0.39	44	0.16
	118	494	44	0.11	40	0.16	44	0.19	44	0.37	44	0.16
	120	494	44	0.1	40	0.16	44	0.2	44	1.21	44	0.14
	122	494	44	0.12	40	0.17	44	0.19	44	0.38	44	0.14
SyncP-missed/Jigsaw-35th	219	42461	1129	0.85	739	1.08	1129	1.47	1129	48.19	1129	1.51
	475	42461	1129	0.81	739	1.07	1129	1.57	1129	48.48	1129	1.44
	484	42461	1129	0.8	739	1.06	1129	1.41	1129	47.2	1129	1.43
	97	635	42	0.12	35	0.17	42	0.2	42	0.36	42	0.15
	99	635	42	0.11	35	0.16	42	0.19	42	0.36	42	0.15
	101	635	42	0.12	35	0.18	42	0.2	42	0.36	42	0.16
	120	635	42	0.11	35	0.17	42	0.19	42	0.36	42	0.17

1	2	3	4	5	6	7	8	9	10	11	12	13
Benchmark	Trace	\mathcal{N}	SHB		WCP		SyncP		M2		OSR	
			Races	Time	Races	Time	Races	Time	Races	Time	Races	Time
	122	635	42	0.12	35	0.17	42	0.2	42	0.35	42	0.14
	126	635	42	0.13	35	0.17	42	0.2	42	0.37	42	0.16
	128	635	42	0.13	35	0.19	42	0.2	42	0.37	42	0.16
	130	635	42	0.13	35	0.18	42	0.18	42	0.38	42	0.15
	132	635	42	0.12	35	0.19	42	0.2	42	0.37	42	0.15
	134	635	42	0.11	35	0.17	42	0.2	42	0.36	42	0.14
	136	635	42	0.12	35	0.17	42	0.19	42	0.38	42	0.16
	138	635	42	0.11	35	0.16	42	0.2	42	0.36	42	0.14
	140	635	42	0.11	35	0.17	42	0.21	42	0.36	42	0.15
	142	635	42	0.12	35	0.16	42	0.19	42	0.35	42	0.16
	144	635	42	0.11	35	0.18	42	0.19	42	0.35	42	0.14

Table 5: Details on reported races and running time (in minute) by each algorithm on C/C++ benchmarks. Column 1-3 states the source of these benchmarks, trace name with number of threads and events number after filtering. Columns 4-13 are reported races and average running time by each algorithm.

1	2	3	4	5	6	7	8	9	10	11	12	13
Benchmark Set	Benchmark	\mathcal{N}	SHB		WCP		SyncP		M2		OSR	
			Races	Time	Races	Time	Races	Time	Races	Time	Races	Time
CoMD	task-16th	117M	6267	5.5	5669	14.6	1	180.0	0	180.0	11757	6.5
	task-56th	117M	6267	6.1	5669	14.5	1	180.0	0	180.0	11757	5.9
	taskdeps-16th	115M	5627	2.2	5190	6.5	14	180.0	13	180.0	10915	3.4
	taskdeps-56th	117M	6267	5.0	5669	13.9	1	180.0	0	180.0	11757	5.5
	taskloop-16th	2M	257	0.1	168766	0.1	0	180.0	474	180.0	177566	0.1
	taskloop-56th	4M	4982	0.1	44977	0.2	0	180.0	186	180.0	194160	1.0
	openmp-16th	115M	5627	3.3	5190	6.8	14	180.0	13	180.0	10915	3.2
	openmp-56th	117M	6267	5.6	5669	14.3	1	180.0	0	180.0	11757	6.9
SimpleMOC	trace-16th	19M	380	0.2	388	23.1	32	180.0	32	180.0	32	180.0
OMPRacer	Amg2013-18th	39M	140541	0.4	107793	3.0	103	180.0	102	180.0	145485	0.7
	Amg2013-58th	52M	181018	1.9	133280	7.4	70	180.0	0	180.0	190994	4.4
	Kripke-16th	20M	14162	0.1	44	1.4	46	180.0	259	180.0	22481	0.3
	Kripke-56th	34M	20824	1.2	128	5.5	39	180.0	12	180.0	34,155	9.8
	Lulesh-16th	10M	51621	0.3	27472	0.4	1312	180.0	620	180.0	52940	0.1
	Lulesh-16th	130M	158081	3.0	103306	8.8	5	180.0	13	180.0	167595	4.5
	Lulesh-56th	14M	71676	0.3	40322	2.7	1	180.0	70	180.0	73432	0.1
	Lulesh-56th	156M	250954	7.8	157756	27.6	1	180.0	0	180.0	261857	10.7
	miniFE-18th	44M	148645	0.6	51478	2.5	121	180.0	77	180.0	159052	0.3
	miniFE-58th	63M	171460	2.7	74252	10.6	77	180.0	0	180.0	191862	4.0
	QuickSilver-56th	1M	20753	0.1	7288	0.1	8	180.0	610	180.0	21132	0.2
	XSBench-16th	693.9K	27	0.1	30	0.1	221	0.9	222	3.6	225	0.1
	XSBench-56th	710.9K	89	0.1	117	0.1	15	180.0	361	17.6	370	0.1
	RSBench-16th	27M	22	0.3	35	0.6	1271	43.7	199	180.0	1278	0.2
RSBench-56th	27M	95	0.1	114	1.8	0	180.0	30	180.0	1405	0.3	
DRACC-16th	DRACC-009	70M	16	0.2	16	4.1	31	180.0	31	142.1	32	3.3
	DRACC-010	70M	16	0.4	16	4.0	31	180.0	31	144.4	32	2.7
	DRACC-011	0.5K	15	0.1	15	0.1	30	0.1	30	0.1	30	0.1
	DRACC-012	103M	527	1.7	527	16.0	542	180.0	22	180.0	543	13.5
	DRACC-013	103M	527	1.7	527	22.7	542	180.0	22	180.0	543	13.7
	DRACC-014	0.5K	15	0.1	15	0.1	30	0.1	30	0.1	30	0.1
	DRACC-015	70M	16	0.6	16	3.7	31	180.0	31	145.3	32	3.8
	DRACC-016	70M	16	0.7	16	4.5	31	180.0	31	144.9	32	4.2
	DRACC-017	0.5K	15	0.1	15	0.1	30	0.1	30	0.1	30	0.1
	DRACC-017	0.5K	15	0.1	15	0.1	30	0.1	30	0.1	30	0.1
	DRACC-018	103M	527	1.5	527	19.3	542	180.0	21	180.0	543	12.4
	DRACC-019	103M	527	1.4	527	15.8	542	180.0	22	180.0	543	12.5
DRACC-020	0.5K	15	0.1	15	0.1	30	0.1	30	0.1	30	0.1	
DRB-16th	DRB-062	70M	31	0.8	31	4.4	46	4.7	45	180.0	46	1.4
	DRB-105	44M	866	0.4	874	2.6	46	180.0	101	180.0	889	7.0
	DRB-106	70M	709	0.7	732	4.9	46	180.0	46	180.0	789	6.8
	DRB-110	35M	15	0.3	16	1.1	32	180.0	32	47.8	32	6.9
	DRB-122	0.5K	15	0.1	15	0.1	30	0.1	30	0.1	30	0.1
	DRB-123	77M	227	0.5	713	4.8	231	180.0	46	180.0	243	3.7
	DRB-144	70M	16	0.7	16	4.1	30	180.0	30	180.0	30	180.0
	DRB-148	70M	16	0.4	16	5.9	31	180.0	31	125.9	32	3.7

1	2	3	4	5	6	7	8	9	10	11	12	13
Benchmark Set	Benchmark	\mathcal{N}	SHB		WCP		SyncP		M2		OSR	
			Races	Time	Races	Time	Races	Time	Races	Time	Races	Time
	DRB-150	56M	16	0.4	16	2.8	31	180.0	31	104.4	32	3.3
	DRB-152	56M	16	0.3	16	4.3	31	180.0	31	105.5	32	3.1
	DRB-154	0.5K	15	0.1	15	0.1	30	0.1	30	0.1	30	0.1
	DRB-155	12M	17	0.1	18	0.6	32	132.1	36	13.6	36	0.1
	DRB-176	47M	1697	0.5	1899	2.1	51	180.0	77	180.0	2079	7.0
	DRB-176	272M	1835	7.2	2005	20.7	51	180.0	0	180.0	2209	61.8
	DRB-176	782M	2154	19.7	2385	61.9	51	180.0	0	180.0	2611	175.4
	DRB-177	45M	1204	0.5	1238	2.6	54	180.0	78	180.0	1315	6.0
	DRB-177	191M	1395	4.5	1424	18.5	55	180.0	0	180.0	1522	30.3
	DRB-177	106M	982	1.9	999	7.4	53	180.0	13	180.0	1080	13.5
	DRB-177	519M	1634	13.6	1685	42.0	54	180.0	0	180.0	1799	80.5
	DRB-177	333M	1704	8.4	1771	26.4	54	180.0	0	180.0	1881	52.9
	DRB-177	836M	1791	22.8	1857	71.7	53	180.0	0	180.0	1963	160.9
	DRB-56th	DRB-062	72M	111	3.0	111	10.8	42	180.0	0	180.0	166
DRB-105		46M	2778	1.4	2793	6.0	42	180.0	0	180.0	2849	19.2
DRB-106		68M	2042	2.2	2086	9.4	42	180.0	0	180.0	2284	11.7
DRB-110		35M	55	0.5	56	5.4	42	180.0	15	180.0	112	1.3
DRB-122		1.8K	55	0.1	55	0.1	43	180.0	110	0.1	110	0.1
DRB-123		77M	712	2.5	228	10.4	42	180.0	0	180.0	778	9.5
DRB-155		12M	58	0.2	59	0.7	38	180.0	94	180.0	126	1.1
DRB-176		49M	5216	1.6	5989	7.6	25	180.0	0	180.0	6802	15.1
DRB-176		348M	6911	16.4	7985	70.3	24	180.0	0	180.0	8174	180.0
DRB-176		900M	7854	43.2	9110	169.8	25	180.0	0	180.0	5026	180.0
DRB-177		43M	3138	1.2	3115	5.9	4	180.0	0	180.0	3421	13.3
DRB-177		326M	5131	15.0	5197	57.3	3	180.0	0	180.0	5541	166.8
HPCBench	graph500-16th	81M	23732	1.1	14764	4.5	40	180.0	30	180.0	113732	3.2
	graph500-56th	82M	38416	3.5	17050	12.0	38	180.0	0	180.0	119601	7.8
	HPCCG-16th	55M	9531	0.9	4480	3.7	34	180.0	60	180.0	9547	2.2
	HPCCG-56th	79M	15027	3.4	228	11.9	40	180.0	0	180.0	15083	3.5
	DC.S-16th	1.0K	78	0.1	34	0.1	97	0.2	98	0.1	99	0.1
	DC.S-56th	19.8K	570	0.1	153	0.1	60	180.0	629	0.2	629	0.1
	IS.W-16th	48M	64155	0.8	30642	2.3	31	180.0	75	180.0	64597	2.3
	IS.W-56th	140M	193236	9.4	128441	28.8	38	180.0	0	180.0	202142	23.7
	loopA.bad-16th	93M	30	2.0	30	7.5	1	180.0	28	180.0	150033	2.4
	loopA.bad-56th	334M	118	26.4	119	87.1	0	180.0	0	180.0	550125	21.0
	loopA.solu1-16th	93M	31	1.9	31	7.5	1	180.0	28	180.0	150049	2.0
	loopA.solu1-56th	334M	116	23.5	117	94.5	0	180.0	40	180.0	550181	23.0
	loopA.solu2-16th	51M	31	0.4	31	2.2	15	180.0	0	180.0	10049	0.6
	loopA.solu2-56th	171M	118	7.9	117	27.9	1	180.0	0	180.0	10180	10.3
	loopA.solu3-16th	51M	31	1.0	30	3.0	16	180.0	80	180.0	10048	0.6
	loopA.solu3-56th	171M	116	8.7	114	24.6	1	180.0	0	180.0	10177	8.8
	loopB.solu1-16th	93M	30	1.9	30	7.1	1	180.0	28	180.0	150037	2.1
	loopB.solu1-56th	334M	113	21.8	113	91.8	0	180.0	0	180.0	550127	21.5
	Mandelbrot-16th	112M	26	2.0	33	5.9	1968	180.0	13	180.0	1973	2.5
	Mandelbrot-56th	114M	87	4.6	113	18.0	2	180.0	0	180.0	2196	4.6
Pi-16th	96M	27	1.4	35	5.3	48	7.5	28	180.0	53	2.5	
Pi-56th	99M	91	4.2	115	14.9	37	180.0	0	180.0	184	6.1	
QuickSort-16th	41M	31752	0.4	31758	1.5	2	180.0	115	180.0	91092	2.4	

1	2	3	4	5	6	7	8	9	10	11	12	13
Benchmark Set	Benchmark	\mathcal{N}	SHB		WCP		SyncP		M2		OSR	
			Races	Time	Races	Time	Races	Time	Races	Time	Races	Time
	QuickSort-56th	41M	31792	1.0	31798	6.8	0	180.0	2	180.0	91172	3.7
	fft6-16th	0.9K	30	0.1	31	0.1	78	0.2	81	0.1	81	0.1
	fft6-56th	2.4K	74	0.1	74	0.1	27	180.0	172	0.1	172	0.1
	LUReduction-16th	45M	89100	0.9	32	2.1	2	180.0	32	180.0	89116	3.5
	LUReduction-56th	45M	88766	1.5	112	7.9	0	180.0	0	180.0	89209	11.2
	MD-16th	118M	1499	2.9	59	7.9	1512	180.0	13	180.0	1515	4.5
	MD-56th	120M	1683	5.9	178	15.5	3	180.0	0	180.0	1747	8.2
	testPath-16th	7M	16	0.1	16	0.2	124	180.0	154	81.7	154	49.0
	testPath-56th	10M	57	0.2	57	0.3	1	180.0	44	180.0	544	180.0
	fft-16th	78M	983086	2.0	983086	5.7	98599	180.0	30	180.0	2424886	4.1
	fft-56th	83M	1030016	4.5	1030016	14.3	37	180.0	0	180.0	2565429	13.7
	fft-56th	363M	3894868	24.2	4119572	91.0	37	180.0	0	180.0	10261235	98.5
	qsomp1-16th	674.6K	16	0.1	16	0.1	282	180.0	282	37.7	282	0.1
	qsomp1-56th	540.1K	56	0.1	56	0.1	27	180.0	156	79.5	156	0.3
	qsomp2-16th	870.5K	16	0.1	16	0.1	375	74.1	375	41.9	375	0.2
	qsomp2-56th	629.6K	56	0.1	56	0.1	15	180.0	208	180.0	253	0.5
	qsomp3-16th	15M	16	0.1	17	0.4	32	123.4	32	15.3	32	0.3
	qsomp3-56th	4M	56	0.1	57	0.3	40	180.0	112	46.4	112	0.1
	qsomp4-16th	19M	17	0.1	17	4.3	37	160.0	33	180.0	37	0.5
	qsomp4-56th	6M	5269	0.1	5044	0.2	0	180.0	113	180.0	5349	19.7
	qsomp6-56th	507.2K	56	0.1	56	0.1	8	180.0	139	180.0	536	1.8
	qsomp7-16th	44M	8016	0.6	8001	2.7	6787	180.0	96	180.0	8035	0.9
	qsomp7-56th	147M	6053	6.4	6052	22.1	0	180.0	0	180.0	6119	20.5
misc	biojava-4th	0.9K	2	0.1	3	0.1	6	0.1	6	0.1	6	0.1
	cassandra-132th	28M	5053	0.2	5026	180.0	0	180.0	0	180.0	514	180.0
	graphchi-20th	206.3K	21	0.1	21	0.1	137	0.1	138	0.1	138	0.1
	hsqldb-44th	647.5K	5	0.1	5	0.1	3	180.0	5	0.1	5	2.4
	tradebeans-222th	218.9K	170	0.1	157	0.1	0	180.0	203	40.9	205	0.1
	tradesoap-221th	218.6K	169	0.1	155	0.1	0	180.0	203	44.0	205	0.4
	zxing-15th	18M	3128	0.1	3114	0.9	333	180.0	340	180.0	3216	0.2

Table 6: Details of C/C++ benchmarks. Columns 1-2 states the source of these benchmarks and trace name with number of threads. Columns 3-6 are number of events before filtering, number of events after filtering, number of variables, number of locks. Columns 7-10 are number of read, write, acquire and release events after filtering.

1	2	3	4	5	6	7	8	9	10
Benchmark Set	Benchmark	\mathcal{N}'	\mathcal{N}	\mathcal{V}	\mathcal{L}	Reads	Writes	Acq	Rel
CoMD	task-16th	174M	117M	11,757	56	107,864,829	9,345,091	31,555	31,555
	task-56th	175M	117M	11,757	56	107,864,829	9,345,091	31,555	31,555
	taskdeps-16th	174M	115M	10,915	16	107,576,209	7,749,193	7,065	7,065
	taskdeps-56th	175M	117M	11,757	56	107,864,889	9,345,091	31,585	31,585
	taskloop-16th	251M	2M	177,566	16	1,132,063	1,364,476	1,241	1,241
	taskloop-56th	251M	4M	194,160	56	3,058,872	1,930,831	4,044	4,044
	openmp-16th	174M	115M	10,915	16	107,576,257	7,749,193	7,089	7,089
	openmp-56th	175M	117M	11,757	56	107,864,811	9,345,091	31,546	31,546
SimpleMOC	trace-16th	170M	19M	60,029	5,017	7,833,334	7,641,040	1,771,680	1,771,680
OMPRacer	Amg2013-18th	170M	39M	145,485	36	3,332,723	36,405,204	1,657	1,657
	Amg2013-58th	190M	52M	190,994	76	4,306,355	48,531,303	14,039	14,039
	Kripke-16th	117M	20M	22,482	17	12,509,801	8,366,557	9,447	9,447
	Kripke-56th	119M	34M	34,156	58	18,994,381	15,904,315	44,773	44,773
	Lulesh-16th	35M	10M	52,940	15	8,987,707	1,431,554	72	72
	Lulesh-16th	543M	130M	167,595	16	123,136,205	7,407,451	2,230	2,230
	Lulesh-56th	52M	14M	73,432	56	12,065,387	1,999,030	1,707	1,707
	Lulesh-56th	569M	156M	261,857	56	143,236,930	13,541,685	32,046	32,046
	miniFE-18th	208M	44M	159,052	36	6,323,648	37,932,412	1,379	1,379
	miniFE-58th	207M	63M	191,862	76	55,826,793	7,658,888	8,823	8,823
	QuickSilver-56th	133M	1M	21,132	56	890,633	650,042	17,387	17,387
	XSbench-16th	97M	693.9K	225	15	691,187	2,467	114	114
	XSbench-56th	97M	710.9K	370	56	707,006	2,948	442	442
RSBench-16th	1.2B	27M	1,278	16	27,005,898	109,606	123	123	
RSBench-56th	1.2B	27M	1,405	56	27,006,574	121,858	421	421	
DRACC-16th	DRACC-009	135M	70M	32	18	122	10,000,063	30,000,060	30,000,060
	DRACC-010	135M	70M	32	18	122	10,000,063	30,000,060	30,000,060
	DRACC-011	135M	0.5K	30	15	204	60	102	102
	DRACC-012	105M	103M	543	18	632	102,400,575	600,060	600,060
	DRACC-013	105M	103M	543	18	632	102,400,575	600,060	600,060
	DRACC-014	105M	0.5K	30	15	204	60	102	102
	DRACC-015	135M	70M	32	18	121	10,000,063	30,000,060	30,000,060
	DRACC-016	135M	70M	32	18	121	10,000,063	30,000,060	30,000,060
	DRACC-017	27M	0.5K	30	15	204	60	102	102
		135M	0.5K	30	15	204	60	102	102
	DRACC-018	105M	103M	543	18	632	102,400,575	600,060	600,060
	DRACC-019	105M	103M	543	18	632	102,400,575	600,060	600,060
DRACC-020	105M	0.5K	30	15	204	60	102	102	
DRB-16th	DRB-062	184M	70M	46	15	36,102,121	33,912,061	60	60
	DRB-105	134M	44M	889	31	8,339,388	8,339,291	14,098,397	14,098,397
	DRB-106	134M	70M	789	31	35,341,444	7,144,665	14,098,428	14,098,428
	DRB-110	120M	35M	32	18	207	5,000,047	15,000,103	15,000,103
	DRB-122	112M	0.5K	30	15	210	60	105	105
	DRB-123	112M	77M	243	16	35,000,220	14,000,062	14,000,109	14,000,109
	DRB-144	140M	70M	32	17	121	10,000,063	30,000,060	30,000,060
	DRB-148	135M	70M	32	18	121	10,000,063	30,000,060	30,000,060
	DRB-150	112M	56M	32	17	121	8,000,064	24,000,060	24,000,060

1	2	3	4	5	6	7	8	9	10
Benchmark Set	Benchmark	\mathcal{N}	\mathcal{N}	\mathcal{L}	\mathcal{V}	Reads	Writes	Acq	Rel
	DRB-152	112M	56M	32	17	121	8,000,064	24,000,060	24,000,060
	DRB-154	112M	0.5K	30	15	204	60	102	102
	DRB-155	50M	12M	51	18	344	87	6,000,141	6,000,141
	DRB-176	90M	47M	2079	31	20,649,583	10,224,212	8,077,747	8,077,747
	DRB-176	341M	272M	2209	31	109,382,709	52,675,980	55,364,923	55,364,923
	DRB-176	1.6B	782M	2611	31	337,612,032	155,172,752	144,947,035	144,947,035
	DRB-177	90M	45M	1315	31	20,300,303	9,112,538	8,077,747	8,077,747
	DRB-177	211M	191M	1522	31	82,046,982	40,599,487	34,217,455	34,217,455
	DRB-177	382M	106M	1080	31	47,124,525	16,760,905	21,147,601	21,147,601
	DRB-177	552M	519M	1799	31	220,163,418	119,866,791	89,582,245	89,582,245
	DRB-177	618M	333M	1881	31	142,820,683	80,362,747	55,364,923	55,364,923
	DRB-177	1.6B	836M	1963	31	347,911,303	198,868,896	144,947,035	144,947,035
DRB-56th	DRB-062	193M	72M	166	55	36,343,511	35,982,221	755	755
	DRB-105	134M	46M	2,849	111	9,375,994	9,375,741	14,098,575	14,098,575
	DRB-106	134M	68M	2,284	111	34,064,016	6,297,656	14,098,676	14,098,676
	DRB-110	120M	35M	112	58	765	5,000,167	15,000,382	15,000,382
	DRB-122	112M	1.8K	110	55	770	220	385	385
	DRB-123	112M	77M	778	56	35,000,781	14,000,276	14,000,389	14,000,389
	DRB-155	50M	12M	181	58	1296	307	6,000,538	6,000,538
	DRB-176	90M	49M	6802	111	22,550,856	10,755,451	8,078,107	8,078,107
	DRB-176	341M	348M	8946	111	160,758,955	76,630,057	55,365,283	55,365,283
	DRB-176	1.6B	900M	10164	111	406,628,634	204,003,136	144,947,395	144,947,395
	DRB-177	90M	43M	3421	111	19,743,274	7,490,436	8,078,107	8,078,107
	DRB-177	618M	326M	5541	111	139,688,872	75,806,547	55,365,283	55,365,283
HPCBench	graph500-16th	171M	81M	113,732	16	76,413,805	4,799,533	2,526	2,526
	graph500-56th	172M	82M	119,601	56	77,444,355	5,086,862	26,472	26,472
	HPCCG-16th	228M	55M	9,547	16	50,028,952	5,798,966	2,199	2,199
	HPCCG-56th	230M	79M	15,083	56	72,511,642	6,836,516	17,722	17,722
	DC.S-16th	12M	1.0K	102	18	338	409	132	132
	DC.S-56th	12M	19.8K	633	57	13,917	4,731	524	524
	IS.W-16th	153M	48M	64,597	16	31,324,449	17,038,722	384	384
	IS.W-56th	300M	140M	202,142	56	119,664,913	20,347,145	4,400	4,400
	loopA.bad-16th	113M	93M	150,033	16	78,322,852	15,149,966	825	825
	loopA.bad-56th	394M	334M	550,125	56	279,145,300	55,550,150	9,436	9,436
	loopA.solu1-16th	193M	93M	150,049	16	78,327,081	15,151,468	1,325	1,325
	loopA.solu1-56th	674M	334M	550,181	56	279,184,949	55,555,652	22,485	22,485
	loopA.solu2-16th	96M	51M	10,049	16	50,165,397	1,011,384	618	618
	loopA.solu2-56th	337M	171M	10,180	56	170,601,797	1,015,606	11,858	11,858
	loopA.solu3-16th	96M	51M	10,048	16	50,167,481	1,011,381	882	882
	loopA.solu3-56th	337M	171M	10,177	56	170,604,653	1,015,599	10,840	10,840
	loopB.solu1-16th	113M	93M	150,037	16	78,322,094	15,150,074	433	433
	loopB.solu1-56th	394M	334M	550,127	56	279,149,802	55,550,254	11,324	11,324
	Mandelbrot-16th	116M	112M	1,973	16	112,231,695	2,708	117	117
	Mandelbrot-56th	116M	114M	2,196	56	114,434,245	3,096	448	448
	Pi-16th	150M	96M	53	16	50,000,252	46,875,100	99	99
	Pi-56th	150M	99M	184	56	50,001,048	49,107,502	420	420
	QuickSort-16th	134M	41M	91,092	16	32,609,684	8,417,535	522	522
	QuickSort-56th	134M	41M	91,172	56	32,612,404	8,417,695	1,882	1,882
fft6-16th	146M	0.9K	81	16	561	145	108	108	

