



InfiAgent-DABench: Evaluating Agents on Data Analysis Tasks

Xueyu Hu[♣], Ziyu Zhao[♣], Shuang Wei[♦], Ziwei Chai[♣], Guoyin Wang[♣], Xuwu Wang[♣],
Jing Su[♣], Jingjing Xu[♣], Ming Zhu[♣], Yao Cheng[♣], Jianbo Yuan[♣],
Kun Kuang[♣], Yang Yang[♣], Hongxia Yang[♣], Fei Wu[♣]

Abstract

In this paper, we introduce “InfiAgent-DABench”, the first benchmark specifically designed to evaluate LLM-based agents in data analysis tasks. This benchmark contains DAEval, a dataset consisting of 311 data analysis questions derived from 55 CSV files, and an agent framework to evaluate LLMs as data analysis agents. We adopt a format-prompting technique, ensuring questions to be closed-form that can be automatically evaluated. Our extensive benchmarking of 23 state-of-the-art LLMs uncovers the current challenges encountered in data analysis tasks. In addition, we have developed DAAgent, a specialized agent trained on instruction-tuning datasets. Evaluation datasets and toolkits for InfiAgent-DABench are released at <https://github.com/InfiAgent/InfiAgent>.

1 Introduction

Large language model-based agents (LLM-based agents) have been one of the most popular concepts recently in AI society (Liu et al., 2023; Wang et al., 2023b; Zhao et al., 2023; Xi et al., 2023), with the belief that these autonomous agents are a prototype of Artificial General Intelligence (AGI). These agents can reason (Huang and Chang, 2023; Wei et al., 2022; Kojima et al., 2022), plan (Xu et al., 2023b; Sun et al., 2023; Yao et al., 2022b), memorize (Liang et al., 2023; Zhang et al., 2023b) and even use tools (Qin et al., 2023b,a), by leveraging the ability of large language models (LLMs). Nowadays, a large number of LLM-based agents have been developed, *e.g.*, AutoGPT (Torantulino, 2023), BabyAGI (Nakajima, 2023) and AgentGPT (Reworld, 2023).

Specifically, data analysis tasks have been found to be challenging but practically useful problems

for LLM-based agents (Lai et al., 2023; Xie et al., 2023; Bai et al., 2023). Data analysis is a systematic process of examining, cleaning, transforming, and modeling data to discover useful information, inform conclusions, and support decision-making (Hardy and Bryman, 2004). It is applied across diverse domains including business intelligence (Covington, 2016), healthcare (Reddy and Aggarwal, 2015), finance (Koop, 2022), and scientific research (Sabina and Zalta, 2020). A typical data analysis problem requires the solver to interact with the data file and the code executor to obtain a solution, which requires the harmonization ability of LLM in natural language and code, and is suitable for LLM-based agents to solve (Yang et al., 2024). Figure 1 shows how LLM-based agents solve a typical data analysis problem with a CSV file as input and a Python sandbox as executor following the ReAct (Yao et al., 2022b) approach. OpenAI’s Advanced Data Analysis¹ (ADA) is the first commercial LLM-based agent that effectively helps users analyze data files with the execution of programming code. On top of OpenAI ADA, many developers have also formulated open-source agents for data analysis, including Open Interpreter (Lucas, 2023), Open Agents (Xie et al., 2023), Qwen-Agent (Bai et al., 2023) and Taskweaver (Qiao et al., 2023).

However, we found that a comprehensive benchmark for evaluating agents for data analysis is still missing in the community, which motivates us to promote InfiAgent-DABench², to our knowledge, the first benchmark for evaluating agents in data analysis tasks. Although there are many benchmarks for code-related tasks, *e.g.*, HumanEval (Chen et al., 2021), MBPP (Austin et al., 2021), and DS-1000 (Lai et al., 2023), most of them are

¹<https://openai.com/blog/chatgpt-plugins#code-interpreter>

²The series of works is named as InfiAgent, which is included as part of the comprehensive name.

[♣]Zhejiang University, [♣]ByteDance, [♦]Rochester Institute of Technology

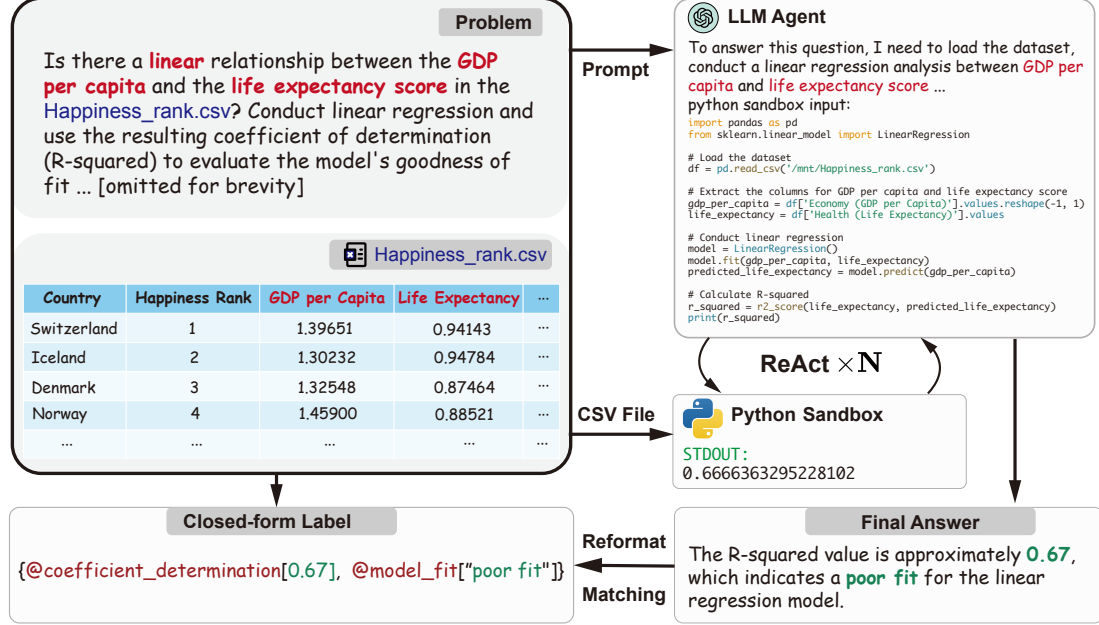


Figure 1: **An illustration of evaluation on InfiAgent-DABench.** The agent is prompted with a question and corresponding CSV file. It reasons in a ReAct way and calls a Python sandbox to solve the problem. The final answer is reformatted and then matched with the closed-form label.

quickly saturated as LLMs advance or not suitable for evaluating LLM-based agents. We believe that InfiAgent-DABench brings a new perspective for evaluating LLMs on a combination of natural language and code.

In this work, we first proposed InfiAgent-DABench, a novel benchmark that contains a dataset and framework for evaluating agents' ability in a data analysis scenario. Our dataset includes around 311 questions associated with 55 CSV files, covering realistic data analysis demands and a wide range of domains. We crawled CSV files from GitHub³ and instructed GPT-4 to generate open-ended questions based on the file and several key concepts for data analysis obtained from expert interviews. Then, a format-prompting technique is applied to generate constraints and format requirements for each question to make it closed-form such that all models can be automatically evaluated based on exact match. It does not require any external models for evaluation, like GPT4, which may be easily affected by prompt formats (Wang et al., 2023c).

The entire dataset is strictly checked by human experts in multiple dimensions to ensure high quality. In addition, to facilitate evaluation, we construct an agent framework to support LLMs to per-

form data analysis tasks. We evaluated 23 state-of-the-art LLMs and found that data analysis tasks are still challenging.

Moreover, to facilitate the construction of open-source LLMs with data analysis agent capability, we develop an automated method to construct an instruction-tuning dataset DAInstruct for data analysis tasks. Sharing the same merits as tool-learning instruction datasets (Qin et al., 2023b; Patil et al., 2023; Li et al., 2023) for real-world APIs, we first construct instructions based on data analysis keywords and real-world CSV files. We then generate responses to these instructions with the agent framework and GPT-4. By training open-source LLMs on this dataset, we further develop DAAgent, specialized agents focused on data analysis. To summarize, our main contributions are:

- We propose DABench, which is the first benchmark, to our knowledge, for evaluating agents in data analysis tasks.
- We benchmark 23 LLMs and found that even state-of-the-art LLMs still have difficulty handling data analysis tasks well.
- We propose an instruction-tuning dataset DAInstruct for data analysis tasks and develop DAAgent, an open-source data analysis agent.

³<https://github.com/>

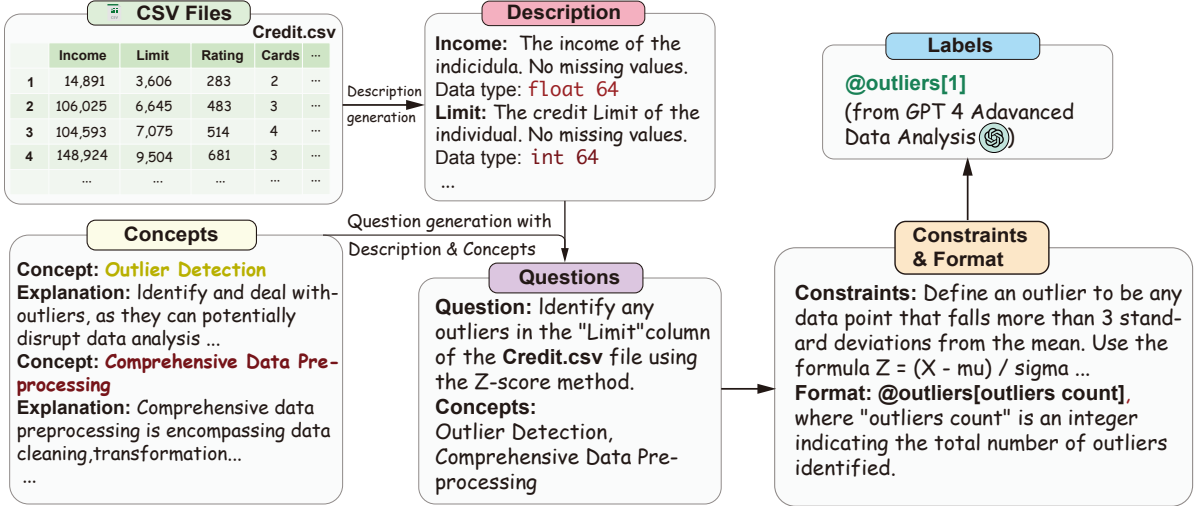


Figure 2: **The workflow of DAEval construction.** Questions are generated with GPT-4 based on the description of CSV files and pre-defined key concepts on data analysis. Then, we use GPT-4 to generate constraints and format requirements. The answers are obtained from OpenAI ADA.

2 InfiAgent-DABench Benchmark

In this section, we present InfiAgent-DABench, a benchmark created to assess the performance of LLM-based agents on data analysis tasks. Specifically, we design two main components of the benchmark: DAEval, the evaluation dataset which contains closed-form questions on data analysis, and the agent framework, which allows LLMs to solve data analysis problems in an agent setting. To ensure quality, we conduct a comprehensive human assessment.

2.1 Dataset Construction

Similar to other recent grounding dataset, such as VQA (Goyal et al., 2017) and DocQA (Mathew et al., 2021), our InfiAgent-DABench dataset is composed of realistic CSV files and the corresponding questions. The questions are generated according to several key concepts in the field of data analysis, which were identified through expert interviews. All the questions are closed-form with corresponding answers for a straightforward and model-free assessment. Figure 2 illustrates the whole process for constructing the dataset. We introduce the main steps as follows:

Files Collection. We gather real-world CSV files from GitHub to form our dataset. To guarantee the diversity of themes and avoid potential duplication of data, we choose only one CSV file from each repository. We further assess the suitability of the CSV files for question generation based on the following criteria: 1. Meaningfulness: The

presence of meaningful scenarios, 2. Language uniqueness: Predominantly English used in both the header and content, 3. Scale sufficiency: The column count should be greater than 5 with a minimum row count of 20.

Description Generation. Considering that directly putting all the content of the file into the LLMs to generate questions is usually infeasible. We utilize GPT-3.5 to summarize the following information for each CSV file: 1. Description of column names and contents, 2. Data types, 3. Identification of missing values, as a mediate step before question generation. More detailed information is in Appendix A.1.

Concepts Determination. To ensure that our dataset aligns with real-world demands, we conduct expert interviews to identify key concepts in data analysis. All the experts are professional data analysts. We list these concepts and corresponding explanations in Appendix B. We remove data visualization from original concepts since we assume that a question requiring visualization hardly to be closed-form. We have a more detailed discussion on it in Section 5. These concepts are used to guide the generation of questions in subsequent stages.

Question Generation. Open-ended questions are generated based on both the file description and the pre-defined concepts. Each question involves one or multiple concepts, and requires the utilization of Python code to solve without relying on information outside the data file. Specifically, for each file description, we prompt GPT-4 to generate

questions with an increasing difficulty and involved more concepts. All questions are generated in one dialogue to make sure no repeated questions. Complete prompts can be found in Appendix A.2.

Constraints and Format Requirements Generation. Considering closed-form questions can be easily evaluated through regular expression and exact match without any external models or human efforts, we introduce a format-prompting technique that prompt GPT-4 to generate detailed constraints and format requirements for questions to make them closed-form. We have noticed that GPT-4 or other most powerful LLMs have potential to work as an evaluator for open-ended questions (Fu et al., 2023; Chan et al., 2023), while many works point out the risks of this way, including the sensitivity to prompt format (Wang et al., 2023a) and positional bias (Wang et al., 2023c). Close-form setup allows us to bypass these issues. Constraints mainly contain detailed strict on methods, workflow or statistical parameters used to answer the question. Format requirements are series of “@answer_name[answer]” where “answer_name” and “answer” are automatically defined according to the specific question, also natural description of the range of value to each “answer”. We also call each “@answer_name[answer]” a subquestion in the following. We believe combining constraints and format requirements takes a high probability to make the answer single and easy to parse for evaluation after filtration. We use two-shot prompting in this stage. Full prompts can be found in Appendix A.3.

Response Gathering. We leverage OpenAI ADA to generate answers of closed-form questions. Each question is sent to ADA for 3 times. Only the answer is used when ADA consistently generates the same answer in all trials. Figure 2 showcases a question generated from the file test_ave.csv. We provide an extended case study on generated questions in Appendix D.

2.2 Agent Framework

We build an agent framework for LLM-based agents to reason in a ReAct (Yao et al., 2023) way, interact with files and invoke tools such as a Python code sandbox for easy evaluation. Agents here can be a model deployed online, such as GPT-4, or local models based on vLLM (Kwon et al., 2023). Simultaneously, we develop a Docker-based local Python code sandbox that allows the isolated exe-

cution of code, avoiding safety issues.

2.3 Human Assessment

To ensure the high quality of DABench and demonstrate the effectiveness of our dataset construction method, we conduct an in-depth human assessment. We invite experts to assess the dataset quality, and also conduct a comparison between human-made and GPT-4 generated data analysis questions.

Metrics. We evaluate the quality of files, questions and labels. For each part, we define one or more metrics which are crucial for a data analysis dataset. Here’s a brief introduction:

- **Suitableness:** This measures whether a CSV file represents a meaningful scenario for data analysis.
- **Reasonableness:** This measures whether the question, constraints and format express in a natural and reasonable way, with no conflict with each other.
- **Value:** This measures the value of generated questions. We want the questions to be as valuable as possible. For instance, calculating the mean of salaries could be valuable as a data analysis question, while calculating the mean of ID numbers is usually valueless.
- **Restrictiveness:** This measures whether the constraints are strict enough to ensure the uniqueness of answers. This is crucial for a precise evaluation considering our evaluation method.
- **Alignment:** This measures the alignment between questions and data file. Questions should only require data existed in the file, also the type and range of the data are aligned with questions.
- **Correctness:** This measures whether the label for each subquestion is correct.

2.3.1 Dataset Quality

To evaluate the quality of DAEval, for each metric, to a precise human assessment, we decompose it into several yes-or-no questions for experts. We refer readers to Appendix E.1 for detailed information about our comprehensive criteria for human assessment.

Results. We randomly sample 50 questions and invite 3 experts with math and programming skills

to assess. Table 1 shows the results of human assessment, indicating DAEval enjoys a high quality of its files, questions and labels. In addition, we conduct bad case analysis on the dataset in Appendix E.2.

2.3.2 Human vs GPT-4

To ensure GPT-4 generated questions have at least a comparable quality with human-made ones, we invite experts to write data analysis questions. Another experts are asked to grade from 1 to 5 (1 is worst and 5 is best) to metrics on questions mentioned above each. In addition, we ask experts to decide which question is more difficult in a question pair randomly sampled from human-made and GPT-4 generated questions respectively to compare the difficulty of questions between them. We calculate win rate to reflect the relative difficulty of the questions.

Results. We invite 3 experts with data analysis skills to write 54 questions associated with 9 CSV files. For each file, 3 questions with single concept and 3 with multiple concepts are written. Combined with questions from GPT-4 on the same files, we form a dataset with 102 questions for assessment. Additionally, for difficulty, we randomly sample 216 question pairs on human-made and GPT-4 generated questions. All questions are anonymous to experts in this stage. Table 2 shows results compared between human-made and GPT-4 generated questions. We found that GPT-4 generated questions takes advantage on Restrictiveness, Alignment and Difficulty, and a slightly better performance on Reasonableness and Value, which indicates that DAEval are comparable with human-made dataset.

2.4 Benchmark Statistics

In this section, we provide statistics on DAEval. We split the dataset into validation set and test set. The validation set is open to public and the test set is closed for avoiding data leakage. All the subsequent information is based on the validation set.

Basic Statistics. Table 3 lists basic statistical information on files and questions of DAEval, including the number of files, questions, subquestions, etc.

Domains of Files. Figure 3 shows the distribution of different domains the files in. We cluster the files into 9 domains with the help of GPT-3.5. The domains involved are important topics data

analysis could apply. Top 3 domains are Finance and Economy (25.5%), Demographics and Social Science (20.0%), Energy and Environmental Monitoring (18.2%). The result shows that our dataset covers a large range of domains. More detailed information about the domains and corresponding descriptions are listed in Appendix C.

Concepts of Questions. Figure 4 shows the distribution of different concepts the questions involve. We have 7 key concepts in total and they take a relatively balanced share except for Machine Learning, which we found hard to generate closed-form questions for. Table 4 shows the distribution of questions based on the number of concepts involved. It reveals that a larger proportion of questions involve fewer concepts, with 187 questions involving just one concept, and only 1 question involving as many as four concepts. This is reasonable that it’s uncommon for a scenario where a question can involve so many concepts at once.

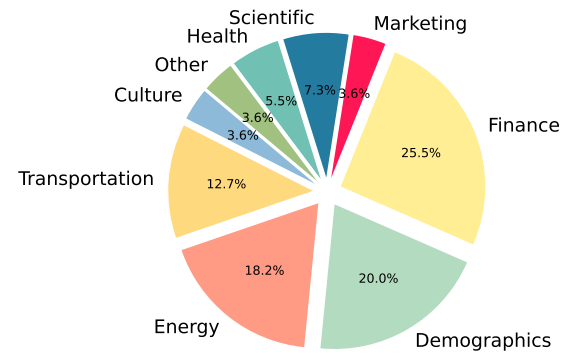


Figure 3: **Distribution of domains the files in.** For brevity, we use the first word of each category as the label. The completed domain names are listed in Appendix C.

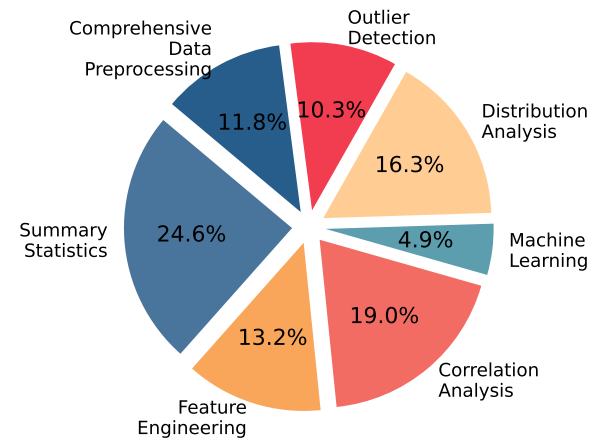


Figure 4: Distribution of concepts the questions involve.

| File | | Question | | Label | |
|-------------------------|---------------------------|------------------|----------------------------|----------------------|------------------------|
| Suitableness \uparrow | Reasonableness \uparrow | Value \uparrow | Restrictiveness \uparrow | Alignment \uparrow | Correctness \uparrow |
| 0.98 | 0.98 | 0.98 | 0.94 | 0.96 | 0.94 |

Table 1: **Results of human assessment on the quality of DAEval.** We conduct quality assessment over files, questions and labels, where each part has one or more metrics. Each number represents the percentage of questions considered qualified on this metric by human experts.

| Source | Reasonableness \uparrow | Value \uparrow | Restrictiveness \uparrow | Alignment \uparrow | Difficulty (%) \uparrow |
|--------|---------------------------|------------------|----------------------------|----------------------|---------------------------|
| Human | 4.66 | 4.73 | 4.14 | 4.71 | 39.34 |
| GPT-4 | 4.70 | 4.85 | 4.74 | 4.92 | 60.66 |

Table 2: **Results of human assessment to compare questions generated from human and GPT-4.** Reasonableness, Value, Restrictiveness and Alignment are graded from 1-5 (1 is worst and 5 is best). Difficulty is calculated by win rate between human and GPT-4.

| Dataset Component | Count |
|------------------------------------|--------|
| # of CSV Files | 55 |
| # of Avg. Rows per File | 9276.8 |
| # of Avg. Columns per File | 10.7 |
| # of Questions | 311 |
| # of Subquestions | 548 |
| # of Max Subquestions per Question | 8 |

Table 3: Basic statistics on DAEval.

Difficulty of questions. GPT-4 is utilized for the quantitative assessment of question difficulty in DAEval. Questions are classified into three levels of difficulty: easy, medium, and hard. Table 4 presents the distribution of these levels across different concepts and the number of concepts per question. The detailed method of quantitative assessment is described in Appendix F. This classification and distribution shows the complexity and variety within the dataset, ensuring a comprehensive evaluation of problem-solving skills across a spectrum of complexities.

2.5 Instruction-tuning Dataset

In this section, we introduce DAInstruct, an instruction-tuning dataset with 5131 data samples for data analysis, on which we train DAAgent, a specialized agent for data analysis. The collection of DAInstruct is carried out in three steps: 1. Creating a diverse set of data analysis questions for each CSV file. 2. Collecting responses to these questions through our agent framework. 3. Filtering low-quality samples with rules and GPT-4. Statis-

tics of DAInstruct are in Appendix G. Moreover, a case study on DAInstruct is provided in Appendix J. The following sections will detail these steps.

Question Generation. At first, we employ GPT-4 to generate a set of keywords relevant to data analysis. Then, these keywords undergo a manual screening process to ensure relevance and accuracy. In this stage, GPT-4 is employed with file description similar to those in DAEval, and above keywords to generate questions for each CSV file. The keywords and prompt can be found in Appendix H. Ultimately, the questions generated using these prompts are gathered to create a diverse dataset of data analysis questions.

Response Collection. In this step, we leverage our agent framework to form responses in a ReAct (Yao et al., 2023) way. It is an iteration of problem-solving steps, where GPT-4 engages with code execution environment in a conversational format. The process includes reasoning, code writing, execution, and iterative refinement based on the results obtained. Detailed information can be found in Appendix I.

Filtering. This step involves a filtering with rules and GPT-4. Specific rules are employed to identify and eliminate data with hallucination and incomplete solution. Then, the data undergoes an assessment with the aid of GPT-4. The criteria includes five aspects: Python code relevance, interpretation of system notifications, conciseness, understanding of the Python sandbox environment, and solution provision. Prompts are also designed to filter out sensitive data. All prompts can be found in Appendix H.

| | | Easy | Medium | Hard | Total |
|----------------------------|----------------------------------|------|--------|------|-------|
| Concepts | Summary Statistics | 52 | 22 | 36 | 110 |
| | Feature Engineering | 4 | 18 | 37 | 59 |
| | Correlation Analysis | 14 | 36 | 35 | 85 |
| | Machine Learning | 0 | 0 | 22 | 22 |
| | Distribution Analysis | 23 | 27 | 23 | 73 |
| | Outlier Detection | 6 | 29 | 11 | 46 |
| | Comprehensive Data Preprocessing | 8 | 10 | 35 | 53 |
| # of Concepts per Question | 1 concept | 92 | 76 | 19 | 187 |
| | 2 concepts | 6 | 33 | 73 | 112 |
| | 3 concepts | 1 | 0 | 10 | 11 |
| | 4 concepts | 0 | 0 | 1 | 1 |
| Total | | 99 | 109 | 103 | 311 |

Table 4: Distribution of question difficulties across different concepts and number of concepts.

3 Experiments

3.1 Setup

3.1.1 Models

We categorize the models benchmarked by 3 groups: proprietary models, open-source general LLMs and open-source code LLMs.

Proprietary Models. This group consists of large language models available as commercial services, providing API access for integration into various applications. We benchmark OpenAI GPT-4 (OpenAI, 2023a), GPT-3.5 (OpenAI, 2023b), Claude-2.1 (Anthropic, 2023), Abab5.5 (MiniMax, 2023) and Gemini-Pro (Team et al., 2023).

Open-source General LLMs. This category includes open-source LLMs designed for a wide range of tasks, offering versatility in applications such as text generation, translation, and summary. We benchmark Vicuna (Chiang et al., 2023), ChatGLM (Zeng et al., 2022), Qwen (Bai et al., 2023), InternLM (Team, 2023a), AgentLM (Zeng et al., 2023) and Mistral (Mistral.ai, 2023).

Open-source Code LLMs. These are specialized LLMs tailored for understanding and generating programming code, aiding in software development, bug fixing, and code optimization. Our experiments cover Code Llama (Rozière et al., 2023), WizardCoder (Luo et al., 2023), Phind CodeLlama (Phind, 2023), DeepSeek Coder (DeepSeek, 2023) and XwinCoder (Team, 2023b).

3.1.2 Implementation Details

Figure 5 illustrates a case on the process of evaluation. We first prompt LLMs with the file, question and constraints. We also leverage our agent framework to make LLMs reason in a ReAct (Yao et al., 2023) way, provided with tools to Python sand-

box in a function-calling style. Considering that most models hardly follow the format requirements exactly, we add a reformat step after the models respond with gpt-3.5-turbo-16k which formats the responses with the format requirements with one-shot prompting. At last, we use regular expression matching to draw the answer enclosed in “answer_name[answer]” and the exact match to evaluate the performance. Full prompts can be found in Appendix K. We use accuracy as the metric, which is the proportion of questions for which all sub-questions are answered correctly. We set temperature 0.2, top_p 1.0 with nucleus sampling and frequency penalty 0.0 for all the models in the experiments. All instances of GPT-3.5 and GPT-4 used in this paper, unless specifically indicated otherwise, are referred to as gpt-3.5-turbo-0613 and gpt-4-0613⁴ respectively.

3.2 Results

Table 5 shows the accuracy of different models in InfiAgent-DABench with zero-shot prompting. We provide complete results with fine-grained metrics in Appendix L. We also draw a spider chart to illustrate the performance in questions involved different concepts in Figure 6.

3.3 Findings

Based on above results, we have several key findings:

Data analysis tasks are challenging for current LLMs. Among all benchmarked models, GPT-4 outperforms others with an accuracy of 74.60%, highlights a significant room for improvement in even the most advanced models, since the

⁴<https://platform.openai.com/docs/models>

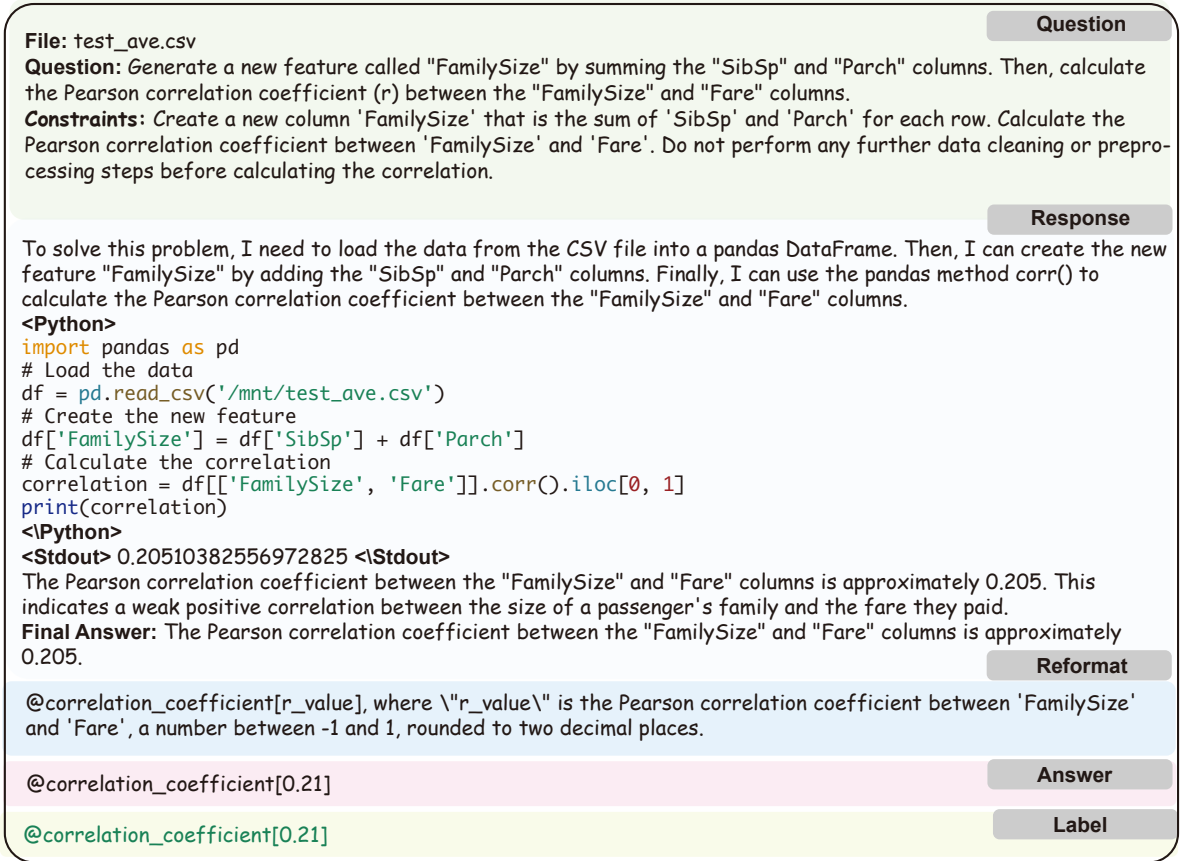


Figure 5: **The evaluation process.** We first prompt the agent with the file, the question description and constraints. The agent answers with the calling of external Python sandbox. Then, we prompt it again with format requirements. At last, we use regular expression matching to draw the answer and compare it with the label.

upper limit of performance in DAEval is 100%. Notably, the highest-performing open-source LLMs Qwen-72B-Chat, still lags behind by 17% with GPT-4. The substantial gap between proprietary and open-source models indicates an overarching need for enhancement in open-source LLMs for data analysis tasks.

Most powerful open-source LLMs achieve comparable performance with GPT-3.5. We found that, open-source LLMs enjoy a fast development over past periods. Although initial open-source models seem an obvious gap between proprietary models, they catch up quickly. Qwen-72B-Chat achieves 57.56%, the best performance among open-source models, which is only slightly lower than GPT-3.5 by 0.64% and even better than Gemini-Pro by 4.18%. The second best performed model, Mixtral also displays a challenging performance to proprietary LLMs with 49.20%, especially considering its low parameters in inference.

DAAgent achieves a better performance than GPT-3.5. DAAgent-34B, our biggest model

instruction-tuned by DAInstruct from CodeLlama, achieves a better performance with GPT-3.5 by 2.57%, although it has much less parameters than that proprietary model. Otherwise, Table 6 compares DAAgent with corresponding size of Code Llama with general instruction-tuning showcases a large performance increase brought by instruction-tuning on DAInstruct. Both indicate DAInstruct can be seen as an effective instruction-tuning dataset to increase model's ability on data analysis.

Model size matters for instruction-tuned agents. We train DAAgent with 3 different sizes 7B, 13B and 34B. Table 6 showcases DAAgent's performance increases from 49.02% to 60.77% as the model size raises, indicating model size still serves as an important factor to performance.

4 Related work

4.1 Benchmarks for Code

Over the past years, various benchmarks with different tasks have been proposed to evaluate models for code. CodeXGLUE (Lu et al., 2021) is a com-

| Model | # Params. (in B) | Accuracy (%) |
|--|------------------|--------------|
| gpt-4-0613 (OpenAI, 2023a) | / | 74.60 |
| daagent-34b | 34 | 60.77 |
| abab5.5-chat [†] (MiniMax, 2023) | / | 60.13 |
| gpt-3.5-turbo-0613 (OpenAI, 2023b) | / | 58.20 |
| qwen-72b-chat (Bai et al., 2023) | 72 | 57.56 |
| daagent-13b | 13 | 54.52 |
| gemini-pro (Team et al., 2023) | / | 53.38 |
| mixtral-8x7b-instruct-v0.1* (Mistral.ai, 2023) | 46.7(12.9) | 49.20 |
| daagent-7b | 7 | 49.02 |
| deepseek-coder-33b-instruct (DeepSeek, 2023) | 33 | 44.84 |
| claude-2.1 (Anthropic, 2023) | / | 43.41 |
| phind-codellama-34b-v2 (Phind, 2023) | 34 | 42.02 |
| xwincoer-34b (Team, 2023b) | 34 | 39.87 |
| mistral-7b-instruct-v0.2 (Mistral.ai, 2023) | 7 | 36.45 |
| qwen-14b-chat (Bai et al., 2023) | 14 | 36.45 |
| qwen-7b-chat (Bai et al., 2023) | 7 | 27.27 |
| vicuna-13b-v1.5 (Chiang et al., 2023) | 13 | 26.26 |
| internlm-chat-20b (Team, 2023a) | 20 | 23.79 |
| wizardcoder-python-34b-v1.0 (Luo et al., 2023) | 34 | 23.13 |
| agentlm-7b (Zeng et al., 2023) | 7 | 16.99 |
| chatglm3-6b (Zeng et al., 2022) | 6 | 16.67 |
| codellama-34b-instruct (Rozière et al., 2023) | 34 | 14.56 |
| codellama-13b-instruct (Rozière et al., 2023) | 13 | 13.83 |
| codellama-7b-instruct (Rozière et al., 2023) | 7 | 11.42 |
| baichuan2-13b-chat (Yang et al., 2023) | 13 | 9.00 |
| baichuan2-7b-chat (Yang et al., 2023) | 7 | 8.36 |

Table 5: **The ranking of different models in InfiAgent-DABench.** Our DAAgent models are marked bold.

*Mixtral is a model utilizing sparse mixture-of-experts (SMoE) architecture, with 46.7B total parameters but only uses 12.9B parameters per token. [†]We slightly modify evaluation prompts for Abab5.5-Chat to adapt to the agent pipeline. Detailed information can be found in K.

| Model | Accuracy (%) | | |
|--------------------|--------------|-------|-------|
| | 7B | 13B | 34B |
| CodeLlama-Instruct | 11.42 | 13.83 | 14.56 |
| DAAgent | 49.02 | 54.52 | 60.77 |

Table 6: The performance of models with different instruction-tuning dataset across all CodeLlama model sizes.

prehensive benchmark covering tasks for both code understanding and generation. In addition, some benchmarks focus on code generation, especially in a competition-level (Chen et al., 2021; Austin et al., 2021; Hendrycks et al., 2021; Li et al., 2022). DS-1000 (Lai et al., 2023) is a benchmark for code generation in data science. Bai et al. (2023) creates a dataset containing math, data visualization and other general-purpose tasks to assess LLMs’ ability to use the Python code interpreter. There are two main differences between InfiAgent-DABench and it: 1. We benchmark LLMs in data analysis tasks covering series of concepts while Bai et al. (2023) only contains a few data analysis questions in data visualization and its other general-purpose tasks. 2. Our benchmark takes a closed-form evaluation on

correctness which doesn’t rely on any external models as evaluators. Bai et al. (2023) evaluates code correctness for math and data visualization problems with the help of current multi-modal models but only code executability for its general-purpose tasks.

4.2 Benchmarks for LLM-based Agents

The rapid advancement of LLM-based agents necessitates precise and all-encompassing evaluation methods, while remains a challenge at present. Recent studies have introduced several new settings to evaluate from different angles. WebShop (Yao et al., 2022a), MobileEnv (Zhang et al., 2023a) and WebArena (Zhou et al., 2023) benchmark LLM-based agents in web environments. Some other benchmarks evaluate LLM-based agents with tool using, like ToolBench (Qin et al., 2023b) and Gen-topia (Xu et al., 2023a). In our work, we propose the InfiAgent-DABench that evaluates agents on data analysis tasks. Such tasks have a higher requirement for LLMs to produce structured and precise intermediate executable steps.

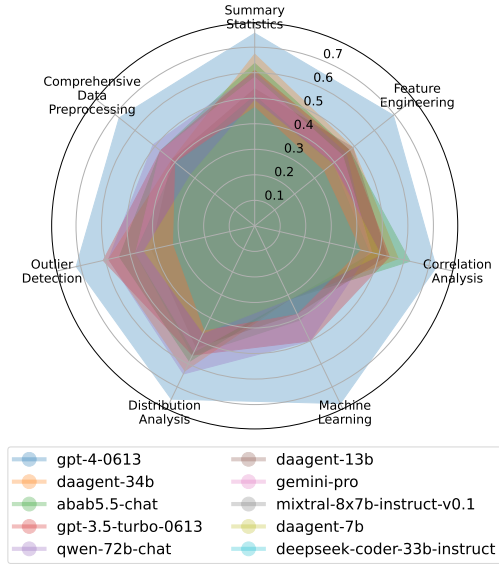


Figure 6: Accuracy of top 10 models in DAEval on the questions involved different concepts.

4.3 Code LLMs

Code LLMs are large language models specialized in understanding and generating programming code. These LLMs enjoy a fast development over past few years (Zan et al., 2023; Zhang et al., 2023c). Codex (Chen et al., 2021) is one of the most famous in these models provided by a commercial API from OpenAI. Meanwhile, researchers have developed a large sum of open-source code LLMs, *e.g.*, Code Llama (Rozière et al., 2023), WizardCoder (Luo et al., 2023), XwinCoder (Team, 2023b) and DeepSeek Coder (DeepSeek, 2023).

4.4 LLM-based Agents for Data Analysis

As the concept of LLM-based agents develop and spread, many researchers find leveraging agents to solve data analysis tasks become feasible. OpenAI Advanced Data Analysis allows users to upload data files and run the code generated by LLMs in a sandbox for data analysis. Otherwise, many researchers have also developed open-source agents for data analysis, including open-interpreter (Lucas, 2023), open-agents (Xie et al., 2023), Qwen-Agent (Bai et al., 2023), TaskWeaver (Qiao et al., 2023). The quick development of data analysis agents highlights the urgency and importance of proposing this benchmark.

5 Limitations and Future work

A significant limitation of our benchmark is its exclusion of questions related to visualization. Dur-

ing expert interviews, we recognized the critical role of visualization in data analysis. However, designing closed-form questions for visualization is greatly challenging, as the outcomes are often pictorial rather than textual. To evaluate, two potential approaches emerge:

Evaluating code correctness. This method allows for the use of text-only LLMs in evaluation. While it benefits from leveraging existing LLMs, this approach might lead to inaccuracies. The primary goal in data analysis tasks is to generate accurate visual representations, not just the underlying code. Only assessing from code could be challenging for a precise evaluation in some situations.

Evaluating with multimodal models. Bai et al. (2023) leverages vision-language models like GPT-4 (Vision) (OpenAI, 2023a) as an evaluator. This approach directly assesses the accuracy of the visual outputs. While this method is advantageous in evaluating the end product, current multimodal models are suffering from suboptimal performance and costly, leading to unsatisfactory assessment of data visualization.

Neither of above approaches can achieve the accuracy and convenience of closed-form assessments. We leave the precise evaluation of visualization in data analysis as a direction for future research.

6 Conclusion

In conclusion, our work introduces InfiAgent-DABench, the first benchmark specifically designed for evaluating LLM-based agents in data analysis tasks. Our extensive benchmarking of 23 cutting-edge LLMs reveals that contemporary models still face challenges in effectively managing data analysis tasks. Additionally, we develop DAAgent, a specialized agent for data analysis, trained on DAInstruct, an instruction-tuning dataset generated by GPT-4. Our contributions not only offer a valuable benchmark for assessing LLM-based agents in data analysis but also provide insights into the current capabilities and limitations of these models in this domain.

Acknowledgements

We appreciate the contribution of Qianli Ma and Haotian Zhou on helping construct the agent pipeline and environment. We also extend our gratitude to Rufe Liu, Feiyu Zhang and Xinxin Wang’s hard work on data annotation.

References

- Anthropic. 2023. Claude-2.1. <https://www.anthropic.com/index/claude-2-1>.
- Jacob Austin, Augustus Odena, Maxwell Nye, Maarten Bosma, Henryk Michalewski, David Dohan, Ellen Jiang, Carrie Cai, Michael Terry, Quoc Le, et al. 2021. Program synthesis with large language models. *arXiv preprint arXiv:2108.07732*.
- Jinze Bai, Shuai Bai, Yunfei Chu, Zeyu Cui, Kai Dang, Xiaodong Deng, Yang Fan, Wenbin Ge, Yu Han, Fei Huang, et al. 2023. Qwen technical report. *arXiv preprint arXiv:2309.16609*.
- Chi-Min Chan, Weize Chen, Yusheng Su, Jianxuan Yu, Wei Xue, Shanghang Zhang, Jie Fu, and Zhiyuan Liu. 2023. Chateval: Towards better llm-based evaluators through multi-agent debate. *arXiv preprint arXiv:2308.07201*.
- Mark Chen, Jerry Tworek, Heewoo Jun, Qiming Yuan, Henrique Ponde de Oliveira Pinto, Jared Kaplan, Harri Edwards, Yuri Burda, Nicholas Joseph, Greg Brockman, et al. 2021. Evaluating large language models trained on code. *arXiv preprint arXiv:2107.03374*.
- Wei-Lin Chiang, Zhuohan Li, Zi Lin, Ying Sheng, Zhanghao Wu, Hao Zhang, Lianmin Zheng, Siyuan Zhuang, Yonghao Zhuang, Joseph E. Gonzalez, Ion Stoica, and Eric P. Xing. 2023. [Vicuna: An open-source chatbot impressing gpt-4 with 90%* chatgpt quality](#).
- Daniel Covington. 2016. *Analytics: Data Science, Data Analysis, and Predictive Analytics for Business*. CreateSpace Independent Publishing Platform.
- DeepSeek. 2023. Deepseek coder: Let the code write itself. <https://github.com/deepseek-ai/DeepSeek-Coder>.
- Jinlan Fu, See-Kiong Ng, Zhengbao Jiang, and Pengfei Liu. 2023. Gptscore: Evaluate as you desire. *arXiv preprint arXiv:2302.04166*.
- Yash Goyal, Tejas Khot, Douglas Summers-Stay, Dhruv Batra, and Devi Parikh. 2017. [Making the v in vqa matter: Elevating the role of image understanding in visual question answering](#).
- Melissa A Hardy and Alan Bryman. 2004. Handbook of data analysis.
- Dan Hendrycks, Steven Basart, Saurav Kadavath, Mantas Mazeika, Akul Arora, Ethan Guo, Collin Burns, Samir Puranik, Horace He, Dawn Song, and Jacob Steinhardt. 2021. [Measuring coding challenge competence with apps](#).
- Jie Huang and Kevin Chen-Chuan Chang. 2023. [Towards reasoning in large language models: A survey](#).
- Takeshi Kojima, Shixiang Shane Gu, Machel Reid, Yutaka Matsuo, and Yusuke Iwasawa. 2022. Large language models are zero-shot reasoners. *Advances in neural information processing systems*, 35:22199–22213.
- Gary Koop. 2022. *Analysis of financial data*. John Wiley & Sons Inc.
- Woosuk Kwon, Zhuohan Li, Siyuan Zhuang, Ying Sheng, Lianmin Zheng, Cody Hao Yu, Joseph E. Gonzalez, Hao Zhang, and Ion Stoica. 2023. Efficient memory management for large language model serving with pagedattention. In *Proceedings of the ACM SIGOPS 29th Symposium on Operating Systems Principles*.
- Yuhang Lai, Chengxi Li, Yiming Wang, Tianyi Zhang, Ruiqi Zhong, Luke Zettlemoyer, Wen-tau Yih, Daniel Fried, Sida Wang, and Tao Yu. 2023. Ds-1000: A natural and reliable benchmark for data science code generation. In *International Conference on Machine Learning*, pages 18319–18345. PMLR.
- Minghao Li, Feifan Song, Bowen Yu, Haiyang Yu, Zhoujun Li, Fei Huang, and Yongbin Li. 2023. Apibank: A benchmark for tool-augmented llms. *arXiv preprint arXiv:2304.08244*.
- Yujia Li, David Choi, Junyoung Chung, Nate Kushman, Julian Schrittwieser, Rémi Leblond, Tom Eccles, James Keeling, Felix Gimeno, Agustin Dal Lago, et al. 2022. Competition-level code generation with alphacode. *Science*, 378(6624):1092–1097.
- Xinnian Liang, Bing Wang, Hui Huang, Shuangzhi Wu, Peihao Wu, Lu Lu, Zejun Ma, and Zhoujun Li. 2023. Unleashing infinite-length input capacity for large-scale language models with self-controlled memory system. *arXiv preprint arXiv:2304.13343*.
- Michael Xieyang Liu, Advait Sarkar, Carina Negreanu, Benjamin Zorn, Jack Williams, Neil Toronto, and Andrew D Gordon. 2023. “what it wants me to say”: Bridging the abstraction gap between end-user programmers and code-generating large language models. In *Proceedings of the 2023 CHI Conference on Human Factors in Computing Systems*, pages 1–31.
- Shuai Lu, Daya Guo, Shuo Ren, Junjie Huang, Alexey Svyatkovskiy, Ambrosio Blanco, Colin Clement, Dawn Drain, Daxin Jiang, Duyu Tang, et al. 2021. Codexglue: A machine learning benchmark dataset for code understanding and generation. *arXiv preprint arXiv:2102.04664*.
- Killian Lucas. 2023. Open interpreter. <https://github.com/KillianLucas/open-interpreter>.
- Ziyang Luo, Can Xu, Pu Zhao, Qingfeng Sun, Xubo Geng, Wenxiang Hu, Chongyang Tao, Jing Ma, Qingwei Lin, and Daxin Jiang. 2023. Wizardcoder: Empowering code large language models with evolve-instruct. *arXiv preprint arXiv:2306.08568*.

- Minesh Mathew, Dimosthenis Karatzas, and C. V. Jawahar. 2021. *Docvqa: A dataset for vqa on document images*.
- MiniMax. 2023. Abab5.5. <https://api.minimax.chat/>.
- Mistral.ai. 2023. Mistral. <https://mistral.ai/product/>.
- Yohei Nakajima. 2023. Babyagi. <https://github.com/yoheinakajima/babyagi>.
- OpenAI. 2023a. Gpt-4 technical report.
- OpenAI. 2023b. Openai models - openai api. <https://platform.openai.com/docs/models/gpt-3-5>.
- Shishir G Patil, Tianjun Zhang, Xin Wang, and Joseph E Gonzalez. 2023. Gorilla: Large language model connected with massive apis. *arXiv preprint arXiv:2305.15334*.
- Phind. 2023. Phind code llama. <https://www.phind.com/blog/code-llama-beats-gpt4>.
- Bo Qiao, Liqun Li, Xu Zhang, Shilin He, Yu Kang, Chaoyun Zhang, Fangkai Yang, Hang Dong, Jue Zhang, Lu Wang, et al. 2023. Taskweaver: A code-first agent framework. *arXiv preprint arXiv:2311.17541*.
- Yujia Qin, Shengding Hu, Yankai Lin, Weize Chen, Ning Ding, Ganqu Cui, Zheni Zeng, Yufei Huang, Chaojun Xiao, Chi Han, Yi Ren Fung, Yusheng Su, Huadong Wang, Cheng Qian, Runchu Tian, Kunlun Zhu, Shihao Liang, Xingyu Shen, Bokai Xu, Zhen Zhang, Yining Ye, Bowen Li, Ziwei Tang, Jing Yi, Yuzhang Zhu, Zhenning Dai, Lan Yan, Xin Cong, Yaxi Lu, Weilin Zhao, Yuxiang Huang, Junxi Yan, Xu Han, Xian Sun, Dahai Li, Jason Phang, Cheng Yang, Tongshuang Wu, Heng Ji, Zhiyuan Liu, and Maosong Sun. 2023a. Tool learning with foundation models.
- Yujia Qin, Shihao Liang, Yining Ye, Kunlun Zhu, Lan Yan, Yaxi Lu, Yankai Lin, Xin Cong, Xiangru Tang, Bill Qian, Sihan Zhao, Lauren Hong, Runchu Tian, Ruobing Xie, Jie Zhou, Mark Gerstein, Dahai Li, Zhiyuan Liu, and Maosong Sun. 2023b. Toolllm: Facilitating large language models to master 16000+ real-world apis.
- Chandan K Reddy and Charu C Aggarwal. 2015. *Healthcare data analytics*, volume 36. CRC Press.
- Reworkd. 2023. Agentgpt. <https://github.com/reworkd/AgentGPT>.
- Baptiste Rozière, Jonas Gehring, Fabian Gloeckle, Sten Sootla, Itai Gat, Xiaoqing Ellen Tan, Yossi Adi, Jingyu Liu, Tal Remez, Jérémy Rapin, Artyom Kozhevnikov, Ivan Evtimov, Joanna Bitton, Manish Bhatt, Cristian Canton Ferrer, Aaron Grattafiori, Wenhan Xiong, Alexandre Défossez, Jade Copet, Faisal Azhar, Hugo Touvron, Louis Martin, Nicolas Usunier, Thomas Scialom, and Gabriel Synnaeve. 2023. *Code llama: Open foundation models for code*.
- Leonelli Sabina and Edward N Zalta. 2020. Scientific research and big data. *The Stanford Encyclopedia of Philosophy (Summer 2020 Edition)*.
- Haotian Sun, Yuchen Zhuang, Ling kai Kong, Bo Dai, and Chao Zhang. 2023. Adaplaner: Adaptive planning from feedback with language models. *arXiv preprint arXiv:2305.16653*.
- Gemini Team, Rohan Anil, Sebastian Borgeaud, Yonghui Wu, Jean-Baptiste Alayrac, Jiahui Yu, Radu Soricut, Johan Schalkwyk, Andrew M Dai, Anja Hauth, et al. 2023. Gemini: a family of highly capable multimodal models. *arXiv preprint arXiv:2312.11805*.
- InternLM Team. 2023a. Internlm: A multilingual language model with progressively enhanced capabilities. <https://github.com/InternLM/InternLM>.
- Xwin-LM Team. 2023b. Xwin-lm.
- Torantulino. 2023. Autogpt. <https://github.com/Significant-Gravitas/AutoGPT>.
- Jiaan Wang, Yunlong Liang, Fandong Meng, Haoxiang Shi, Zhixu Li, Jinan Xu, Jianfeng Qu, and Jie Zhou. 2023a. Is chatgpt a good nlg evaluator? a preliminary study. *arXiv preprint arXiv:2303.04048*.
- Lei Wang, Chen Ma, Xueyang Feng, Zeyu Zhang, Hao Yang, Jingsen Zhang, Zhiyuan Chen, Jiakai Tang, Xu Chen, Yankai Lin, et al. 2023b. A survey on large language model based autonomous agents. *arXiv preprint arXiv:2308.11432*.
- Peiyi Wang, Lei Li, Liang Chen, Zefan Cai, Dawei Zhu, Binghuai Lin, Yunbo Cao, Qi Liu, Tianyu Liu, and Zhifang Sui. 2023c. Large language models are not fair evaluators.
- Jason Wei, Xuezhi Wang, Dale Schuurmans, Maarten Bosma, Fei Xia, Ed Chi, Quoc V Le, Denny Zhou, et al. 2022. Chain-of-thought prompting elicits reasoning in large language models. *Advances in Neural Information Processing Systems*, 35:24824–24837.
- Zhiheng Xi, Wenxiang Chen, Xin Guo, Wei He, Yiwen Ding, Boyang Hong, Ming Zhang, Junzhe Wang, Senjie Jin, Enyu Zhou, et al. 2023. The rise and potential of large language model based agents: A survey. *arXiv preprint arXiv:2309.07864*.
- Tianbao Xie, Fan Zhou, Zhoujun Cheng, Peng Shi, Luoxuan Weng, Yitao Liu, Toh Jing Hua, Junning Zhao, Qian Liu, Che Liu, et al. 2023. Openagents: An open platform for language agents in the wild. *arXiv preprint arXiv:2310.10634*.
- Binfeng Xu, Xukun Liu, Hua Shen, Zeyu Han, Yuhao Li, Murong Yue, Zhiyuan Peng, Yuchen Liu, Ziyu Yao, and Dongkuan Xu. 2023a. *Gentopia: A collaborative platform for tool-augmented llms*.

- Binfeng Xu, Zhiyuan Peng, Bowen Lei, Subhabrata Mukherjee, Yuchen Liu, and Dongkuan Xu. 2023b. Rewoo: Decoupling reasoning from observations for efficient augmented language models. *arXiv preprint arXiv:2305.18323*.
- Aiyuan Yang, Bin Xiao, Bingning Wang, Borong Zhang, Ce Bian, Chao Yin, Chenxu Lv, Da Pan, Dian Wang, Dong Yan, Fan Yang, Fei Deng, Feng Wang, Feng Liu, Guangwei Ai, Guosheng Dong, Haizhou Zhao, Hang Xu, Haoze Sun, Hongda Zhang, Hui Liu, Jiaming Ji, Jian Xie, JunTao Dai, Kun Fang, Lei Su, Liang Song, Lifeng Liu, Liyun Ru, Luyao Ma, Mang Wang, Mickel Liu, MingAn Lin, Nuolan Nie, Peidong Guo, Ruiyang Sun, Tao Zhang, Tianpeng Li, Tianyu Li, Wei Cheng, Weipeng Chen, Xiangrong Zeng, Xiaochuan Wang, Xiaoxi Chen, Xin Men, Xin Yu, Xuehai Pan, Yanjun Shen, Yiding Wang, Yiyu Li, Youxin Jiang, Yuchen Gao, Yupeng Zhang, Zenan Zhou, and Zhiying Wu. 2023. [Baichuan 2: Open large-scale language models](#).
- Ke Yang, Jiateng Liu, John Wu, Chaoqi Yang, Yi R Fung, Sha Li, Zixuan Huang, Xu Cao, Xingyao Wang, Yiquan Wang, et al. 2024. If llm is the wizard, then code is the wand: A survey on how code empowers large language models to serve as intelligent agents. *arXiv preprint arXiv:2401.00812*.
- Shunyu Yao, Howard Chen, John Yang, and Karthik Narasimhan. 2022a. Webshop: Towards scalable real-world web interaction with grounded language agents. *Advances in Neural Information Processing Systems*, 35:20744–20757.
- Shunyu Yao, Jeffrey Zhao, Dian Yu, Nan Du, Izhak Shafran, Karthik Narasimhan, and Yuan Cao. 2022b. React: Synergizing reasoning and acting in language models. *arXiv preprint arXiv:2210.03629*.
- Shunyu Yao, Jeffrey Zhao, Dian Yu, Nan Du, Izhak Shafran, Karthik Narasimhan, and Yuan Cao. 2023. [React: Synergizing reasoning and acting in language models](#).
- Daoguang Zan, Bei Chen, Fengji Zhang, Dianjie Lu, Bingchao Wu, Bei Guan, Wang Yongji, and Jian-Guang Lou. 2023. [Large language models meet NL2Code: A survey](#). In *Proceedings of the 61st Annual Meeting of the Association for Computational Linguistics (Volume 1: Long Papers)*, pages 7443–7464, Toronto, Canada. Association for Computational Linguistics.
- Aohan Zeng, Mingdao Liu, Rui Lu, Bowen Wang, Xiao Liu, Yuxiao Dong, and Jie Tang. 2023. [Agenttuning: Enabling generalized agent abilities for llms](#).
- Aohan Zeng, Xiao Liu, Zhengxiao Du, Zihan Wang, Hanyu Lai, Ming Ding, Zhuoyi Yang, Yifan Xu, Wendi Zheng, Xiao Xia, et al. 2022. [Glm-130b: An open bilingual pre-trained model](#). *arXiv preprint arXiv:2210.02414*.
- Danyang Zhang, Lu Chen, Zihan Zhao, Ruisheng Cao, and Kai Yu. 2023a. [Mobile-env: An evaluation platform and benchmark for interactive agents in llm era](#).
- Kai Zhang, Fubang Zhao, Yangyang Kang, and Xiaozhong Liu. 2023b. Memory-augmented llm personalization with short-and long-term memory coordination. *arXiv preprint arXiv:2309.11696*.
- Ziyin Zhang, Chaoyu Chen, Bingchang Liu, Cong Liao, Zi Gong, Hang Yu, Jianguo Li, and Rui Wang. 2023c. [Unifying the perspectives of nlp and software engineering: A survey on language models for code](#).
- Pengyu Zhao, Zijian Jin, and Ning Cheng. 2023. An in-depth survey of large language model-based artificial intelligence agents. *arXiv preprint arXiv:2309.14365*.
- Shuyan Zhou, Frank F. Xu, Hao Zhu, Xuhui Zhou, Robert Lo, Abishek Sridhar, Xianyi Cheng, Tianyue Ou, Yonatan Bisk, Daniel Fried, Uri Alon, and Graham Neubig. 2023. [Webarena: A realistic web environment for building autonomous agents](#).

A Prompts for DAEval Construction

In this section, we list all the prompts used in the process of question generation.

A.1 Description Generation

Table 7 shows prompts for description generation.

A.2 Question Generation

Table 8 shows prompts for question generation. We prompt GPT-4 in the following way: 1) Three simple questions containing only one concept. 2) Three complex questions involving one or multiple concepts. 3) Three more complex questions involving multiple concepts.

A.3 Constraints and Format Requirements Generation

Table 9 shows prompts for constraints and format requirements generation.

B Detailed Information about Key Concepts

Table 10 shows key concepts on data analysis and corresponding explanations obtained from expert interview. We use GPT-3.5 to help us summarize the interview scripts. We could not directly publicize them for some reasons.

C Detailed Information about Domains

We cluster the CSV files into 9 domains with the help of GPT-3.5. Table 11 shows the names of domain and corresponding explanations.

D Extended Case Study on Generated Questions

Table 12 showcases several questions generated for the file `test_ave.csv`. This file meticulously documents the personal information and travel details of passengers on the Titanic, including their survival status, cabin class, name, gender, age, and embarkation point, among other aspects. The generated questions include one or more subquestions according to the specific question and constraints.

E Human Assessment

E.1 Questionnaire

For dataset quality, We evaluate the quality of files, questions and labels. For each part, we define one or more metrics. For each metric, to a precise human assessment, we decompose it into several yes-or-no questions for experts. Table 13 shows our questionnaire, including questions and expected response formats. We sample 50 questions from DAEval and invite 3 experts with math and programming skills. Only all yes-or-no questions of one metric are positive, that metric is positive. We report the percentage of positiveness on each metric. Otherwise, we asked experts to rate and compare anonymous human-made and GPT-4 generated questions. Table 14 shows the questionnaire to experts.

E.2 Bad Case Analysis

Table 15 presents two bad cases found from human assessment. In the first case, we found “Type” column in `2019-08_edges.csv` only has one value, which means using Random Forest Classifier to predict it here is meaningless. This question doesn’t meet our criteria on Alignment. In the second case, the question asks with “the given dates” but not provides with the specific dates in the following constraints, which means the question doesn’t meet our criteria on Restrictiveness.

F Method for Assessing Difficulty

For the difficulty assessment of DAEval, GPT-4’s ranking capabilities are utilized. The dataset is divided into 80 random groups, each comprising

5 questions. GPT-4 systematically ranks the questions within each group according to their difficulty, based on criteria such as data processing complexity, domain-specific knowledge, and coding sophistication. This ranking process is repeated 100 times for each group to ensure the robustness of the results. Each question received a score based on its ranking, with the most challenging question in a group earning 5 points and the least challenging 0 points. An average score was then calculated for each question, leading to a numerical difficulty ranking. These rankings allowed for the classification of questions into three levels: easy (0 to 1.667), medium (1.667 to 3.335), and hard (3.335 to 5).

G Statistics on DAInstruct

DAInstruct includes 5131 data samples involved 631 CSV files, with the average length of ReAct conversations being 5.18.

H Prompts for DAInstruct Construction

H.1 Question Generation

Table 16 lists keywords and prompts used for generating questions.

H.2 Filtering

Table 17 lists prompts used for GPT-4 filtering with enhanced criteria.

H.3 Content Moderation

Table 18 lists prompts used for comprehensive content moderation.

I Instruction-tuning data collection

In our data collection method, GPT-4 engages iteratively in problem-solving with our code execution environment. The conversation begins with the environment presenting a CSV file and an associated question. GPT-4 processes this and proposes code solutions, which are then executed. The results of this execution are fed back into the conversation, enabling GPT-4 to refine its responses and propose further iterations. This iterative cycle continues until GPT-4 determines that the accumulated information suffices to conclusively answer the problem. A critical aspect of this process is the design of the prompts, which directs GPT-4’s outputs towards effective problem-solving. Table 19 lists prompts used in the process. To counter the challenge of hallucination, where GPT-4 might generate fictitious results, explicit instructions are included in

the prompt to prevent GPT-4 from executing the code. The "[SYSTEM NOTIFICATION]" string in GPT-4’s replies acts as a marker for authentic outputs from execution environment, helping to minimize hallucinations and maintain data integrity.

J Case Study on DAInstruct

Table 20 shows a case study on DAInstruct, highlighting a dialogue between GPT-4 and our agent pipeline, which poses questions and executes generated code. This iterative conversation continues until GPT-4 reaches a conclusive solution which is known by the marker "final answer".

K Prompts for Evaluation

Table 21 shows standard prompt templates for evaluation. In addition, we slightly modify the standard templates for Abab5.5-Chat to make its output meet the format requirements of the agent pipeline. Specifically, we add the following prompt: "Note that you must output the string 'I now know the final answer' before the final answer."

L Detailed Results in DAEval

Considering that each question in DAEval includes several subquestions, we design some more fine-grained metrics to reflect detailed performance.

L.1 Metrics

Accuracy by Questions (ABQ):

$$ABQ = \frac{1}{N} \sum_{i=1}^N \left(\prod_{j=1}^{M_i} I_{ij} \right)$$

In this expression, the product $\prod_{j=1}^{M_i} I_{ij}$ equals 1 if all subquestions of the i -th question are answered correctly, and 0 otherwise. This is the same of accuracy in Table 5.

Accuracy Proportional by Subquestions (APSQ):

$$APSQ = \frac{1}{N} \sum_{i=1}^N \left(\frac{1}{M_i} \sum_{j=1}^{M_i} I_{ij} \right)$$

Here, N is the total number of questions, M_i is the number of subquestions for the i -th question, and I_{ij} is the indicator function for the j -th subquestion of the i -th question.

Accuracy Uniform by Subquestions (AUSQ):

$$AUSQ = \frac{1}{\sum_{i=1}^N M_i} \sum_{i=1}^N \sum_{j=1}^{M_i} I_{ij}$$

Here, the total accuracy is the sum of the values of the indicator function across all subquestions, normalized by the total number of subquestions in the dataset.

L.2 Results

Table 22 shows performance of different models with fine-grained metrics.

Prompts for Description Generation

Here's the example of a detailed description of the table's header: “

The dataset contains 4599 entries and 5 columns. Here is a detailed description of each column:

1. Crime ID

Unique identifier for each crime.

Contains null values.

Data type: Object (String)

2. Month

The month when the crime was reported.

No missing values.

Data type: Object (String, in the format YYYY-MM)

3. Reported by

The police force that the crime was reported to.

No missing values.

Data type: Object (String)

4. Falls within

The higher-level police force that the crime report falls within. No missing values.

Data type: Object (String)

5. Longitude

The longitude where the crime occurred.

Contains null values.

Data type: Float64”.

This is the information of one table:

{info}

{head}.

Please provide a detailed description of this table's header.

Table 7: Prompts for description generation.

Prompts for Question Generation

You are now a teacher responsible for creating data analysis questions. Please provide 3 possible question prompts based on the given scenario information. Ensure that the answers to these questions only require information within the given scenario and need to be solved using Python code. In data analysis, there are several key concepts: {key_concepts}. Please provide questions that are {complexity}. You do not need to answer the questions themselves. Scenario: You have a file {file_name}. Here is a detailed description of each column (head) in the provided table: {file_description}. Please use \Question{question} to wrap each of the 3 questions separately. Please use \Concepts{concepts} to point out which concepts this question wants to test.

Table 8: Prompts for question generation.

Prompts for Constrains and Format Generation

Please keep questions unchanged but

1) Add more constraints to the question to make sure the question has single fixed answer. Specify the requirements completely and precisely, so that the students don't need to do any assumption or determine the statistical methods or parameters by themselves. Please use `\Constraints{constraints}` to wrap all the constraints.

2) Specify the desired output format requirements for the questions to make sure the answer can be easily checked. For a single answer, use format like `@answer_name[answer]` for an easy parsing. You can define the "answer_name" according to the specific question. "answer" should have a given format and a clear domain of value. Please use `\Format{format}` to wrap all the output requirements mentioned above. Some good demonstrations for constraints and format are: ““

`\Constraints{ { Calculate the Pearson correlation coefficient (r) to assess the strength and direction of the linear relationship between danceability and energy. Assess the significance of the correlation using a two-tailed test with a significance level (alpha) of 0.05. Report the p-value associated with the correlation test. Consider the relationship to be linear if the p-value is less than 0.05 and the absolute value of r is greater than or equal to 0.5. Consider the relationship to be nonlinear if the p-value is less than 0.05 and the absolute value of r is less than 0.5. If the p-value is greater than or equal to 0.05, report that there is no significant correlation. } }`

`\Format{ { @correlation_coefficient[r_value] @p_value[p_value] @relationship_type[relationship_type] where "r_value" is a number between -1 and 1, rounded to two decimal places. where "p_value" is a number between 0 and 1, rounded to four decimal places. where "relationship_type" is a string that can either be "linear", "nonlinear", or "none" based on the conditions specified in the constraints. } }` ““.

The constraints and formats can be adjusted according to the specific problem to ensure diversity, but strictly use correct symbol as the demonstration like `@answer_name[answer]`. The answer should be: `\Question{question} \Concepts{concepts} \Constraints{constraints} \Format{format}`.

Table 9: Prompts for constrains and format requirements generation.

| Concepts and corresponding explanations | |
|---|--|
| Concept: Summary Statistics | |
| Explanation: To start, calculate key summary statistics such as mean, median, standard deviation, minimum, maximum, etc., to obtain an overview of the data. These statistics help understand the central tendencies and distribution range of the data. | |
| Concept: Distribution Analysis | |
| Explanation: Explore the distribution of the data, including checking if it adheres to a normal distribution, exhibits skewness, heavy tails, or bimodality. This helps in selecting appropriate statistical methods and models. | |
| Concept: Correlation Analysis | |
| Explanation: Analyze the correlations between various variables. This assists in determining linear or nonlinear relationships between variables. | |
| Concept: Outlier Detection | |
| Explanation: Identify and deal with outliers, as they can potentially disrupt data analysis and modeling. Methods such as box plots, Z-scores, or specialized outlier detection algorithms can be employed for outlier identification. | |
| Concept: Comprehensive Data Preprocessing | |
| Explanation: Comprehensive data preprocessing is a fundamental step in the data analysis workflow, encompassing data cleaning, transformation, and the handling of missing values. It begins with data cleaning, a process focused on ensuring the accuracy and consistency of the data by identifying and rectifying errors, duplications, and inconsistencies. In tandem, data transformation adjusts the data's format and structure, which includes normalization, encoding categorical variables, and generating derived features that better represent the underlying phenomena for analysis. Integral to this preprocessing stage is the management of missing values, which may involve strategies such as deletion, imputation, or interpolation, depending on the nature and extent of the missing data. | |
| Concept: Feature Engineering | |
| Explanation: New features can be generated or existing ones transformed to extract more information or improve model performance. | |
| Concept: Machine Learning | |
| Explanation: Harness algorithms to classify data into categories, make predictions through regression, discover hidden patterns using clustering techniques, and even uncover insights from time series data. Explore the fundamentals of model training, evaluation, and practical applications, enabling to extract valuable information and make data-driven decisions across a wide range of analytical tasks. | |

Table 10: Concepts and corresponding explanations concluded from the expert interview.

| Category | Description |
|--|---|
| Finance and Economics | Covers financial market trends, economic indicators, real estate prices, and investment analysis, essential for understanding economic conditions and market dynamics. |
| Health and Medical | Includes health insurance, disease statistics, hospital performance, and pharmaceutical research, key to evaluating public health policies and medical services effectiveness. |
| Demographics and Social Science | Comprises education levels, employment status, demographics, and social welfare, fundamental for analyzing social structures and social science issues. |
| Marketing and Consumer Behavior | Focuses on market segmentation, consumer preferences, and purchasing behavior, providing support for market strategy formulation and consumer behavior research. |
| Energy and Environmental Monitoring | Contains energy consumption, environmental monitoring, and meteorological information, crucial for resource management, environmental policy, and climate change research. |
| Transportation, Logistics, and Tourism | Involves traffic management, logistics efficiency, and tourism statistics, key to improving the efficiency of transportation and logistics as well as the management of the tourism industry. |
| Culture, Entertainment, and Media | Includes music, gaming, media, and cultural activities, used to analyze trends in the entertainment and cultural industries. |
| Scientific Research and Technology | Covers a broad range of scientific research and technological development, from genetics to engineering, suitable for scientific discovery and technological advancement. |
| Other Categories | Includes data analysis, machine learning, statistical models, specialized studies, and datasets that do not fall under any of the above categories, applicable to a variety of interdisciplinary data analysis and research work. |

Table 11: Domains and corresponding descriptions.

Generated questions for test_ave.csv

Question: Calculate the mean fare paid by the passengers.

Concepts: Summary Statistics

Constraints: Calculate the mean fare using Python's built-in statistics module or appropriate statistical method in pandas. Rounding off the answer to two decimal places.

Format: @mean_fare[mean_fare_value] where "mean_fare_value" is a floating-point number rounded to two decimal places.

Labels: @mean_fare[34.65]

Question: Apply the linear regression algorithm from the sklearn library to predict whether a passenger survived or not based on the features 'Pclass', 'Sex', 'Age', 'SibSp', 'Parch', 'Fare', and 'Embarked'. Encode 'Sex' and 'Embarked' to numerical values before applying the model. Split the dataset into a training set (80%) and a testing set (20%), train the model on the training set, and evaluate its performance on the testing set using the accuracy score. Ensure that the train_test_split function's random_state parameter is set to 42 for consistency.

Concepts: Machine Learning

Constraints: Use one-hot encoding for the 'Sex' and 'Embarked' features. Use the "linear regression" model provided by the sklearn library in Python.

Format: @prediction_accuracy[accuracy], where "accuracy" is a float number rounded to 2 decimal places and has a range of 0.0 to 1.0.

Labels: @prediction_accuracy[0.78]

Question: Generate a new feature called "FamilySize" by summing the "SibSp" and "Parch" columns. Then, calculate the Pearson correlation coefficient (r) between the "FamilySize" and "Fare" columns.

Concepts: Feature Engineering, Correlation Analysis

Constraints: Create a new column 'FamilySize' that is the sum of 'SibSp' and 'Parch' for each row. Calculate the Pearson correlation coefficient between 'FamilySize' and 'Fare'. Do not perform any further data cleaning or preprocessing steps before calculating the correlation.

Format: @correlation_coefficient[r_value] where "r_value" is the Pearson correlation coefficient between 'FamilySize' and 'Fare', a number between -1 and 1, rounded to two decimal places.

Labels: @correlation_coefficient[0.21]

Question: Create a new column called "AgeGroup" that categorizes the passengers into four age groups: 'Child' (0-12 years old), 'Teenager' (13-19 years old), 'Adult' (20-59 years old), and 'Elderly' (60 years old and above). Then, calculate the mean fare for each age group.

Concepts: Feature Engineering, Summary Statistics

Constraints: Make sure to round the mean fare of each group to 2 decimal places.

Format: @mean_fare_child[mean_fare], @mean_fare_teenager[mean_fare], @mean_fare_adult[mean_fare], @mean_fare_elderly[mean_fare], where "mean_fare" is a float number rounded to 2 decimal places.

Labels: @mean_fare_elderly[43.47], @mean_fare_teenager[31.98], @mean_fare_child[31.09], @mean_fare_adult[35.17]

Question: Perform a distribution analysis on the 'Fare' column for each passenger class ('Pclass') separately. Calculate the mean, median, and standard deviation of the fare for each class. Interpret the results in terms of the different passenger classes.

Concepts: Distribution Analysis, Summary Statistics

Constraints: Keep all numerical values rounded to 2 decimal points. The population standard deviation should be calculated.

Format: @mean_fare_class1[mean_fare], @median_fare_class1[median_fare], @std_dev_fare_class1[std_dev], @mean_fare_class2[mean_fare], @median_fare_class2[median_fare], @std_dev_fare_class2[std_dev], @mean_fare_class3[mean_fare], @median_fare_class3[median_fare], @std_dev_fare_class3[std_dev], where "mean_fare", "median_fare", and "std_dev" are statistical measures in float format rounded to 2 decimal places.

Labels: @median_fare_class1[69.30], @median_fare_class2[15.05], @std_dev_fare_class1[80.86], @mean_fare_class3[13.23], @std_dev_fare_class2[13.19], @mean_fare_class2[21.47], @std_dev_fare_class3[10.04], @mean_fare_class1[87.96]

Table 12: **Extended case study on generated questions.** All "@answer_name[answer]" in **Format** and **Labels** are marked in red.

| Category | Question and Answer |
|----------|---|
| File | <p>1.1 (Suitableness): Does the csv file represent a meaningful scenario for data analysis? (Yes/No, reasons)</p> <p>1.2: Is the file’s <i>Category</i> correct? (Yes/No, correct category)</p> <p>1.3: Does the file involve sensitive attributes or offensive content? (No/Yes, keywords)</p> |
| Question | <p>2.1 (Reasonableness): Can <i>Question</i> express a data analysis problem naturally and reasonably? (Yes/No, reasons)</p> <p>2.2 (Reasonableness): Are <i>Constraints</i> limitations on <i>Question</i>? (Yes/No, reasons)</p> <p>2.3 (Reasonableness): Do <i>Constraints</i> match <i>Question</i>? (Yes/No, reasons)</p> <p>2.4 (Reasonableness): Does <i>Format</i> specify value type and range for all “@answer_name[answer]”? (Yes/No, non-compliant items)</p> <p>2.5 (Reasonableness): Does <i>Format</i> match <i>Question/Constraints</i>? (Yes/No, reasons)</p> <p>2.6: Do <i>Question/Constraints</i> involve sensitive content? (No/Yes, keywords)</p> <p>2.7 (Value): Do <i>Question/Constraints</i> have value for data analysis? (Yes/No, reasons)</p> <p>2.8: Do <i>Question/Constraints/Format</i> match <i>Concepts</i>? (No/Yes, necessary concepts)</p> <p>2.9 (Alignment): Does the table have required data columns for <i>Question/Constraints</i>? (Yes/No, missing columns)</p> <p>2.10 (Alignment): Do data types and ranges in columns match <i>Question/Constraints/Format</i> requirements? (Yes/No, non-compliant columns)</p> |
| Label | <p>3.1 (Correctness): Is <i>Label</i> correct? (Yes/No, incorrect “@answer_name[name]”)</p> <p>3.2 (Correctness): Does <i>Label</i> comply with <i>Format</i> requirements? (Yes/No, non-compliant “@answer_name[name]”)</p> <p>3.3 (Restrictiveness): Are <i>Question/Constraints/Format</i> sufficient for unique correct answers in <i>Label</i>? (Yes/No, reasons)</p> |

Table 13: **Questionnaire to experts for assessing data quality on DAEval.** Metrics (**Suitableness**, **Reasonableness**, **Value**, **Alignment**, **Correctness**, **Restrictiveness**) are marked in red, and dataset components (*Question*, *Format*, *Constraints*, *Concepts*, *Label*) are in italics. Human experts should give answers according to requirements in parentheses.

| Question and Answer |
|---|
| 1 (Reasonableness): Is the expression natural and reasonable, and is it a question around data analysis? (5 points: Very natural and reasonable, 1 point: Very unnatural and unreasonable) |
| 2 (Value): Is it a valuable question? (5 points: Very valuable, 1 point: Not valuable at all) |
| 3 (Restrictiveness): Can it strictly limit the answer to the question as unique? (5 points: Completely strict, 1 point: Not strict at all) |
| 4 (Alignment): Can it align with the data? Can the data needed to solve the question be found in the table, and does it meet the requirements? (5 points: Completely aligned, 1 point: Not aligned at all) |
| 5 (Difficulty): Among two questions (A and B), which one is more difficult? (A/B/Close) |

Table 14: **Questionnaire to experts for comparing human-made and GPT-4 generated questions.** Metrics (**Reasonableness**, **Value**, **Restrictiveness**, **Alignment**, **Difficulty**) are marked in red. Assessors should rate each question according to requirements in parentheses.

| Bad Cases |
|---|
| File: 2019-08_edges.csv Question: Build a machine learning model to predict the "Type" based on the other columns in the dataset. Constraints: Split the dataset into 70% training and 30% testing. Use Random Forest Classifier for building the model. Use "Source", "Target", "Weight", "lng_org", "lat_org", "lng_dest", "lat_dest", and the newly created "Distance" as features for training the model. Evaluate the model's performance using accuracy score, precision, recall, and F1 score. Format: @accuracy_score[accuracy], @precision[precision], @recall[recall], @f1_score[f1] where "accuracy", "precision", "recall", and "f1" are the respective evaluation metrics for the model rounded to four decimal places. Label: @precision[1.0000], @recall[1.0000], @accuracy_score[1.0000], @f1_score[1.0000] |
| File: tr_eikon_eod_data.csv Question: Explore the distribution of the CBOE Volatility Index (.VIX) on the given dates . Constraints: Use the numpy histogram function to explore the distribution. Set the bin separator array to [10, 20, 30, 40, 50, 60, 70]. Only consider non-null values. Format: @VIX_bin_counts[bin_counts] where "bin_counts" is an array of 6 integers representing the count of .VIX values in each bin. Label: @VIX_bin_counts[1623, 352, 89, 15, 0, 0] |

Table 15: **Bad cases found from human assessment.** The questionable parts of the cases are marked in red.

| Category | Description |
|-----------------|--|
| Domain Keywords | Data Cleaning & Preprocessing, Data Exploration, Text Data Analysis, Queries, Data Visualization Recommendations, Ethics and Bias, Documentation & Communication, Data Integrity Analysis, Data Pattern Identification |
| Question Prompt | {csv_summary} \n Please come up with a data analysis question preferably in {domain keyword} (if no proper question you can think of, propose a general question) that can use python code to solve. The question is preferred to have a close-formed solution. \n Respond with the question ONLY. |

Table 16: List of keywords and the prompt to generate questions.

| Filtering Aspect | Prompt |
|-----------------------|---|
| Python Code Relevance | {conversation} Please read the dialogue carefully and judge whether the provided Python code is syntactically correct and relevant to the task. |
| System Notifications | {conversation} Assess if the dialogue accurately interprets system notifications and outputs in the Python sandbox environment. |
| Conciseness | {conversation} Evaluate if the response is concise and focused on the task objectives using the Python sandbox. |
| Sandbox Environment | {conversation} Verify if the dialogue indicates the use of a real Python sandbox environment. |
| Solution Provision | {conversation} Determine if the dialogue provides a clear solution to the problem using the Python sandbox environment. |

Table 17: Prompts used for GPT-4 filtering with enhanced criteria.

| Moderation Aspect | Prompt |
|---------------------------|---|
| Checking the CSV Data | {csv.head().to_string()} Do you think the above csv file contains any sensitive information including but not limited to Drug, Marijuana, Weeds, Cannabis, Violence, Sexual assault, Politics? Yes or no? If yes, what does it contain? |
| Checking the Conversation | {conversation} Do you think the above dialogue contains any sensitive information including but not limited to Drug, Marijuana, Weeds, Cannabis, Violence, Sexual assault, Politics? Yes or no? If yes, what does it contain? |

Table 18: Prompts used for comprehensive content moderation.

| Steps | Prompt |
|----------------|---|
| Initial Prompt | Answer the following questions as best you can. You have access to the following tools:\n python_code_sandbox[input]: this tool can help to run python script with python code as input.\n Use the following format:\n\n Question: the input question you must answer\n Thought: you should always think about what to do\n\n Action: the action to take, should be one of [python_code_sandbox]\n\n Action Input: the input to the action\n\n Observation: the result of the action\n\n ... (this Thought/Action/Action Input/Observation can repeat N times)\n #Thought: I now know the final answer\n Final Answer: the final answer to the original input question\n For all outputs in code, THE print() function MUST be called\n For example, when you need to call df.head(), please use print(df.head())\n If you have any files outputted write them to "./output/"\n Be mindful that when creating a piece of code for execution in python_code_sandbox, DO NOT try to predict or complete its output.\n Cease generating further and await the execution outcome from python_code_sandbox.\n Please note that any text beginning with "[SYSTEM NOTIFICATION] Running the above tool ..." is an output from the python_code_sandbox execution. You should NEVER try to generate it.\n Begin!\n\n Question: User uploaded the following files: {filename} \n {question} \n Thought: |
| Reply Prompt | Observation:\n [SYSTEM NOTIFICATION] Running the above tool with the following response: {STDOUT} \n Thought: |

Table 19: Prompts for data collection.

| Speaker | Conversation |
|---------|---|
| User | <p>Answer the following questions as best you can. You have access to the following tools: python_code_sandbox[input]: this tool can help to run python script with python code as input.</p> <p>...</p> <p>Question: User uploaded the following files: ['/mnt/ep_7.csv'] Compute the average number of lines per scene in the 'ep_7.csv' dataset. Thought:</p> |
| GPT-4 | <p>To answer this question, I will need to</p> <ol style="list-style-type: none"> 1. Load the CSV into a pandas DataFrame 2. Analyze the dataset to see what it looks like and identify which column contains the scene information 3. Count how many lines belong to each scene 4. Compute the average number of lines per scene <p>...</p> <p>Action: python_code_sandbox Action Input: import pandas as pd filename = "/mnt/ep_7.csv" dataframe = pd.read_csv(filename) print(dataframe.head()) Let's load the file and see what the data looks like.</p> |
| User | <p>Observation: [SYSTEM NOTIFICATION] Running the above tool with the following response: STDOUT: [Output of dataframe.head()] Thought:</p> |
| GPT-4 | <p>We can see that the dataset is a DataFrame with columns 'Season', 'Episode', 'Scene', 'Character', and 'Line'. The lines of script are contained in the 'Line' column, and each line is associated with a scene number in the 'Scene' column. Now I can calculate the total number of lines for each scene.</p> <p>Action: python_code_sandbox Action Input: scene_lines_counts = dataframe['Scene'].value_counts().values avg_lines_per_scene = scene_lines_counts.mean() print(avg_lines_per_scene) Here, I'm counting the number of lines in each scene using the value_counts function on the 'Scene' column of the dataset. This will return a Series with the scene numbers as the index and the counts as the values. The values() function then gets the counts as a numpy array. The mean() function is then used to compute the average number of lines per scene by averaging the counts.</p> |
| User | <p>Observation: [SYSTEM NOTIFICATION] Running the above tool with the following response: STDOUT: 6.018867924528302 Thought:</p> |
| GPT-4 | <p>I now know the final answer Final Answer: The average number of lines per scene in the 'ep_7.csv' dataset is approximately 6.02.</p> |

Table 20: Case study on DAInstruct.

Prompts for Evaluation

Answer the following questions as best you can. You have access to the following tools: {tool_description}.
Use the following format: Question: the input question you must answer
Thought: you should always think about what to do
Action: the action to take, should be one of [{tool_names}]
Action Input: the input to the action
Observation: the result of the action
... (this Thought/Action/Action Input/Observation can repeat N times)
#Thought: I now know the final answer
Final Answer: the final answer to the original input question
For all outputs in code, THE print() function MUST be called
For example, when you need to call df.head(), please use print(df.head())
If you have any files outputted write them to "/output/"
Do not use things like plot.show() as it will not work instead write them out "/output/"
Be mindful that when creating a piece of code for execution in {tool_names},
DO NOT try to predict or complete its output.
Cease generating further and await the execution outcome from {tool_names}.
Please note that any text beginning with
"[SYSTEM NOTIFICATION] Running the above tool ..." is an output from the {tool_names} execution.
You should NEVER try to generate it.
Here is an example of using the {tool_names}:
Action: python_code_sandbox
Action Input:
print('hello world')
Now Begin!
Question: {instruction}
Thought:

Table 21: Prompts for evaluation.

| Model | # Params. (in B) | ABQ | APSQ | AUSQ |
|--|------------------|-------|-------|-------|
| gpt-4-0613 (OpenAI, 2023a) | / | 74.60 | 78.72 | 79.01 |
| daagent-34b | 34 | 60.77 | 67.50 | 62.98 |
| abab5.5-chat [†] (MiniMax, 2023) | / | 60.13 | 65.94 | 64.27 |
| gpt-3.5-turbo-0613 (OpenAI, 2023b) | / | 58.20 | 65.70 | 61.88 |
| qwen-72b-chat (Bai et al., 2023) | 72 | 57.56 | 62.46 | 56.17 |
| daagent-13b | 13 | 54.52 | 60.51 | 55.72 |
| gemini-pro (Team et al., 2023) | / | 53.38 | 58.32 | 51.93 |
| mistral-8x7b-instruct-v0.1* (Mistral.ai, 2023) | 46.7(12.9) | 49.20 | 54.02 | 51.38 |
| daagent-7b | 7 | 49.02 | 57.63 | 54.19 |
| deepseek-coder-33b-instruct (DeepSeek, 2023) | 33 | 44.84 | 48.90 | 46.31 |
| claude-2.1 (Anthropic, 2023) | / | 43.41 | 49.65 | 46.96 |
| phind-codellama-34b-v2 (Phind, 2023) | 34 | 42.02 | 47.41 | 44.40 |
| xwincoer-34b (Team, 2023b) | 34 | 39.87 | 45.46 | 42.73 |
| mistral-7b-instruct-v0.2 (Mistral.ai, 2023) | 7 | 36.45 | 41.61 | 36.90 |
| qwen-14b-chat (Bai et al., 2023) | 14 | 36.45 | 41.36 | 34.51 |
| qwen-7b-chat (Bai et al., 2023) | 7 | 27.27 | 27.27 | 16.00 |
| vicuna-13b-v1.5 (Chiang et al., 2023) | 13 | 26.26 | 30.88 | 26.31 |
| internlm-chat-20b (Team, 2023a) | 20 | 23.79 | 26.82 | 25.05 |
| wizardcoder-python-34b-v1.0 (Luo et al., 2023) | 34 | 23.13 | 26.45 | 22.40 |
| agentlm-7b (Zeng et al., 2023) | 7 | 16.99 | 20.71 | 17.89 |
| chatglm3-6b (Zeng et al., 2022) | 6 | 16.67 | 20.59 | 19.27 |
| codellama-34b-instruct (Rozière et al., 2023) | 34 | 14.56 | 17.39 | 13.94 |
| codellama-13b-instruct (Rozière et al., 2023) | 13 | 13.83 | 16.78 | 14.55 |
| codellama-7b-instruct (Rozière et al., 2023) | 7 | 11.42 | 14.21 | 10.75 |
| baichuan2-13b-chat (Yang et al., 2023) | 13 | 9.00 | 10.32 | 7.92 |
| baichuan2-7b-chat (Yang et al., 2023) | 7 | 8.36 | 9.22 | 7.37 |

Table 22: **The performance ranking of different models with fine-grained metrics in InfiAgent-DABench.** Our DAAgent models are marked bold. *Mistral is a model utilizing sparse mixture-of-experts (SMoE) architecture, with 46.7B total parameters but only uses 12.9B parameters per token. [†]We slightly modify evaluation prompts for Abab5.5-Chat to adapt to the agent pipeline. Detailed information can be found in K.