

# SmartMME : Implementation of Base Station Switching Off Strategy in ns-3

Argha Sen, Bhupendra Pal, Seemant Achari, Sandip Chakraborty  
Indian Institute of Technology Kharagpur  
India  
{arghasen10,bipin.s.pal,seemanthachari}@gmail.com,sandipc@cse.iitkgp.ac.in

## ABSTRACT

In the landscape of next-generation cellular networks, a projected surge of over 12 billion subscriptions foreshadows a considerable upswing in the network's overall energy consumption. The proliferation of User Equipment (UE) drives this energy demand, urging 5G deployments to seek more energy-efficient methodologies. In this work, we propose *SmartMME*, as a pivotal solution aimed at optimizing Base Station (BS) energy usage. By harnessing and analyzing critical network states—such as UE connections, data traffic at individual UEs, and other pertinent metrics—our methodology intelligently orchestrates the BS's power states, making informed decisions on when to activate or deactivate the BS. This meticulous approach significantly curtails the network's overall energy consumption. In a bid to validate its efficiency, we seamlessly integrated our module into Network Simulator-3 (ns-3), conducting extensive testing to demonstrate its prowess in effectively managing and reducing net energy consumption. As advocates of collaborative progress, we've opted to open-source this module, inviting the engagement and feedback of the wider research community on GitHub<sup>1</sup>.

## KEYWORDS

BS, UE, ns-3, Switching Off

### ACM Reference Format:

Argha Sen, Bhupendra Pal, Seemant Achari, Sandip Chakraborty. 2024. *SmartMME : Implementation of Base Station Switching Off Strategy in ns-3*. In *Proceedings of ACM Conference (Conference'17)*. ACM, New York, NY, USA, 6 pages. <https://doi.org/10.1145/nmnnnnn.nmnnnnn>

## 1 INTRODUCTION

To meet the vast network traffic demand, next-generation cellular networks will deploy a huge number of small-scale 5<sup>th</sup> Generation (5G) Base Station (BS)s. These dense deployments can meet the network traffic demand, but at the same time, they will consume more energy in comparison to the legacy 4<sup>th</sup> Generation (4G) Long Term Evolution (LTE) deployments. Since the launch of the first

<sup>1</sup><https://github.com/ns3-dev/ns3-mmwave> (Accessed: January 17, 2024)

Permission to make digital or hard copies of all or part of this work for personal or classroom use is granted without fee provided that copies are not made or distributed for profit or commercial advantage and that copies bear this notice and the full citation on the first page. Copyrights for components of this work owned by others than ACM must be honored. Abstracting with credit is permitted. To copy otherwise, or republish, to post on servers or to redistribute to lists, requires prior specific permission and/or a fee. Request permissions from [permissions@acm.org](mailto:permissions@acm.org).  
*Conference'17, July 2017, Washington, DC, USA*

© 2024 Association for Computing Machinery.  
ACM ISBN 978-x-xxxx-xxxx-x/YY/MM...\$15.00  
<https://doi.org/10.1145/nmnnnnn.nmnnnnn>

commercial 5G Non-Standalone (NSA) networks, there has been an impact on the battery life of about 10% more battery usage on 5G in comparison to 4G [14]. To enable green communication for a sustainable future, researchers are working on designing energy-efficient techniques for next-generation wireless cellular networks.

Many of the previous works proposed BS switching ON/OFF strategies based on the underlying network traffic [7, 19, 20]. The core idea is to capture the continuous state of traffic demand at the BS and, accordingly, take the switching on/off decision for the BS. Some of these works formulate the on/off switching problem into a Markov Decision Process that can be solved by some reinforcement learning methods [19, 20]. These approaches meticulously harness spatial and temporal data traffic correlations to predict traffic surges at BSs, aligning on/off decisions with energy consumption or network performance metrics in a reward-based system. However, most of these studies have predominantly relied on mathematical simulations to substantiate their energy-saving assertions.

The development of 5G technology is still ongoing and not widely available, especially in middle- and lower-income countries. Thus, to study power-saving schemes in 5G New Radio (NR), some researchers use network simulators like ns-3, which save time and money by allowing them to validate their solutions without needing a physical prototype. The ns3-mmWave module [10] is used to provide an end-to-end 5G protocol stack for NR simulations in ns-3, and it has been utilized in various recent research works [11, 17, 23, 25, 26]. Instead of mathematical simulations, a real network simulator helps capture other network impacts, such as channel delay, propagation loss, etc., that resemble a real network.

In this paper, broadly, we aim to design the energy-aware networking method in a network emulation platform, ns-3, in which the sleep or wakeup switching choices at the BSs are triggered depending on the end user's QoE needs. The ns-3 implementation will help the research community validate their implementations of BS switching off strategies in a real network simulator instead of validating them purely on mathematical simulations. However, this pursuit faces various research and engineering hurdles. **First**, understanding how an imminent BS shutdown in ns-3 might impact QoE for streaming media applications on linked UEs becomes imperative. **Second**, the decision function for BS shutdown should be simple, so the signalling cost for coordination between surrounding BS is minimal. **Third**, since we want to optimize the energy consumption of the whole network, we need to set up energy modules for both the UE and the BS, accompanied by the need to implement the BS switching off functionalities in ns-3. **Fourth**, we need to connect the switching-off strategy with the UE data traffic so that the switching-off doesn't impact the Quality of Experience (QoE) of the UE. Conquering these challenges promises a method where

BSs in ns-3 dynamically toggle between sleep and active modes, optimizing the network holistically.

Although ns-3 lacks a well-defined UE and BS energy modules to implement and test the energy-efficient algorithms for 5G NR. With the help of the implementation guidelines provided in [16], we have developed the UE energy module considering the 3GPP specification 38.840 [1] and tested that on the ns3-mmWave [10] framework. Similarly, based on the implementation guidelines in [15], our work includes developing an energy module for the BS.

Now to develop the BS switching off effectively, a key consideration emerges: if we want to enhance the net QoE of the UE, then we need to keep the BS always powered on, which helps in better energy efficiency at the UE end but leads to higher energy consumption at the BS end. On the other hand, if we randomly switch off the 5G BS, that may provide better energy efficiency at the BS end but may degrade the battery performance of the UE because of repeated re-transmissions. Keeping the dependencies and trade-offs in mind, our focus is an overall network optimization that covers all components' optimization together.

We have developed *SmartMME* : a **Smart Mobility Management Entity**, designed to capture crucial control channel information encompassing UEs' mobility context, handovers, and connections established with the BSs, etc. This entity is instrumental in determining the operational state of a BS, evaluating its IDLE status, and facilitating automatic shutdown if deemed idle. It also checks the data traffic at the BS. For that purpose, it checks whether the connected UEs are IDLE. If it finds the UE to be IDLE but still connected at the BS, it allows the BS to get switched off. This functionality has been integrated into ns-3 through the incorporation of supplementary helper functions augmenting the Physical Layer's state-switching mechanisms.

Efficiently powering down an IDLE BS is instrumental in conserving considerable energy that would otherwise be needlessly consumed during inactive periods. However, executing this task encounters challenges due to the dynamic and unpredictable movements of UEs. An intriguing avenue involves the development and deployment of a sophisticated predictive model at the BS [24]. This model, designed to discern patterns in the frequent or infrequent movements of UEs within specific timeframes, enables automated toggling of the BS on/off status. While this predictive framework offers substantial promise, its implementation could introduce intricacies and additional overhead to the switching-off strategy. To refine and streamline this approach, *SmartMME* takes a nuanced stance by intricately observing the UE mobility context. It continuously monitors and assesses whether UEs have entered zones where BS power is deactivated and subsequently activates or deactivates the BS based on these insights.

In summary, the contributions of this paper are as follows:

- (1) Development of *SmartMME* , that captures the control channel information of UEs mobility context, data traffic, etc., and accordingly switches on/off the 5G BSs.
- (2) Implemented the BS switching off helper functions in ns-3.
- (3) Added energy consumption model at the UE and the BS to capture the network's energy consumption.

- (4) Implemented switching-off strategies which are aware of the number of UEs connected to a typical BS and also aware of the data traffic in that BS.

- (5) Finally, we evaluated and tested the module in ns-3 and open-sourced the implementation in GitHub.

The rest of this work is structured as follows. Section 2 provides brief related works in this domain. Section 3 describes the methodologies involved in designing *SmartMME* in ns-3. In Section 4, we evaluate *SmartMME* and show its performance in lowering the net energy consumption of the network. Finally, in Section 5, we conclude with some possible future directions.

## 2 RELATED WORK

Existing literature on BS switching-off problems branches out into two main directions, (i) Heuristic-based optimization problems which are typically solved using heuristic algorithms, i.e., problem-solving methods that use trial and error to find the solution, and (ii) Markov Decision Problem (MDP) that involve making a sequence of decisions over time, where the outcomes of the decisions are uncertain and depend on the previous decisions made. Here, we summarize the most notable works in each of these directions.

### 2.1 Heuristic based Approach

Authors in [3, 4, 7] considered the UE mobility pattern in deciding the BS switching off strategy. In [7] the BSs are turned off according to their loads and the amount of time required for mobile users to arrive at a given BS. Cai et al. [3] created an BS on/off switching algorithm based on the optimum distance to decrease network power consumption. In another heuristic approach [22], authors suggested methods to decrease energy costs by dynamically activating and deactivating BSs based on switching energy costs and the transmission power adjustment of BSs. Liu et al. [9] proposed an energy-efficient maximization problem based on coverage probability under either a random or strategic sleeping policy.

Ye et al. [21] proposed a combined strategy that accomplishes load-aware performance optimization by taking into consideration cell affiliation and resource allocation, as well as including biasing factors such as SINR and rate in their formulation. Also [2, 8, 18] considered load aware BS switching OFF strategies. In [18], authors proposed BS switching off strategy based on load balancing the BS for the new arriving UE and re-associated UE. The chosen BSs to be switched OFF are decided by their load effect to other BSs in the clusters. In yet another study [8], proposed cell association scheme with load balancing scheme and energy efficiency-based dynamic switching strategies, guaranteeing minimum SINR of UEs. [2] studied a small-cell sleep approach based on the traffic load in which BSs are switched off for a given amount of time when their traffic load falls below a particular threshold.

### 2.2 MDP based Approach

In [19, 20] authors formulate the BS on/off switching problem into a Markov Decision Process that can be solved by Actor Critic (AC) reinforcement learning methods. In [20] to avoid prohibitively high computational and storage costs of conventional tabular-based approaches, authors proposed to use deep neural networks to approximate the policy and value functions in the AC approach. While in

**Table 1: Previous Works and their approach in the light of simulation platform**

Paper	Objective	Real n/w	Mathematical Simulation
[2]	Traffic load balancing and sleep mode mechanisms	No	Yes
[7]	n/w loads and the amount of time required for UE to arrive at a BS	No	Yes
[6]	Markov decision process based algorithm to control the ON/OFF switching of BSs.	No	Yes
[22]	Adjusting transmission power and considering the state transitions of BSs to minimize power and switching energy cost of BSs.	No	Yes
[18]	Joint user association, clustering, and on/off switching strategies.	No	Yes
[9]	energy-efficient maximization problem-based on coverage probability under either a random sleeping policy or a strategic sleeping policy	No	Yes

[19], authors determine the BS on/off modes while meeting lower energy consumption and satisfactory Quality of Service (QoS) requirements jointly using reinforcement learning methods.

Most of the earlier studies were directed toward combining optimization methods for BS on/off procedures by considering the user association with the BS, data traffic at the BS, etc. However, most of the aforementioned studies have primarily focused on mathematical simulations in designing the optimization algorithms, as highlighted in Table 1. Network simulators like ns-3 offer several advantages over mathematical simulations when it comes to modeling and analyzing complex network systems. The advantages are detailed below.

- (1) **Realistic models:** ns-3 use realistic network models that are closer to the actual behavior of the network systems. These models incorporate various network protocols, traffic patterns, and network topologies that closely resemble the real world. On the other hand, mathematical simulations often rely on simplified assumptions and idealized models that may not fully capture the complexity of real-world networks.
- (2) **Dynamic behavior:** ns-3 can capture the dynamic behavior of the network over time, which is difficult to achieve with mathematical simulations. For example, ns-3 can model how network protocols and devices interact with each other and how network traffic patterns change over time.
- (3) **Experimentation:** ns-3 allows researchers to conduct experiments in a controlled environment, where they can test various network scenarios and configurations without affecting the real network. This is especially important for testing new protocols, applications, and technologies that may have unpredictable consequences if deployed directly on the real network.
- (4) **Scalability:** ns-3 simulations can scale to simulate large and complex networks, which is difficult to achieve with mathematical simulations. This allows researchers to study the

behavior of the network under different scenarios and configurations and to identify potential problems or bottlenecks that may arise as the network grows in size and complexity.

In summary, network simulators like ns-3 offer several advantages over mathematical simulations when it comes to modeling and analyzing complex network systems. Thus in this work, we have developed the BS switching-off strategy in a pure network simulator, ns-3, instead of directing it to a mathematical simulation. The research community can use the developed module to implement different energy optimization schemes and test their performance.

### 3 SYSTEM ARCHITECTURE

Since ns3-mmWave [10] lacks a well-defined UE and BS energy module for implementation and testing of the energy-efficient algorithms in this work we first add the UE and BS energy consumption model. Next, we discuss the implementation details of *SmartMME* in switching off the BS based on the network load and data traffic.

#### 3.1 Energy Model for the UE

According to the 3GPP specification 38.840 [1], the Radio Resource Control (RRC) state machine for 5G NR consists of three states: RRC CONNECTED, RRC IDLE, and RRC INACTIVE. The level of energy consumption at UEs is determined depending on whatever state the RRC is currently in [12]. RRC CONNECTED indicates an active data transfer occurs between connected UE and the BS. When a user is connected to the BS but no active data transmission occurs, the RRC state is IDLE. The state of the UE between two active data transfers is reflected by the RRC INACTIVE state [13].

This extra planned state of RRC INACTIVE is not included in ns3 mm-Wave, which already incorporates RRC CONNECTED and RRC IDLE. To put it into action, we must map the RRC INACTIVE state to the UE PHY state. IDLE, Receive Control (RX CTRL), Receive Data (RX DATA), and Transmit (TX) are the four categories that are used to classify the PHY state of UEs [16]. When the UE is in the IDLE state, it indicates that there is no data transfer occurring and that the device is in a microsleep state [10]. The value of RX CTRL suggests the state of the control information exchange between the UE and the BS. The RX DATA state represents the data transmission state, and TX denotes the state of the up-link data transfer from the UE to the BS.

Using the protocol specified by 3GPP specification 38.840 [1], the power consumption of each UE state is determined relative to the Deep sleep state, as shown in [1, Table 18].

Considering all the four PHY states of UE, energy consumption can be computed as  $E_{UE} = \sum_{s \in S} (P_s \times t_s)$ , where  $s \in \{\text{IDLE, RX CTRL, RX DATA, TX}\}$ ,  $E_{UE}$  means total energy consumption at UEs,  $P_s$  total energy consumption for the corresponding state of PHY,  $P_{\text{IDLE}} = 45mW$ ,  $P_{\text{RX CTRL}} = 175mW$ ,  $P_{\text{TX}} = 350mW$  and  $P_{\text{RX DATA}} = 350mW$  based on [16].

To compute the dwell time ( $t_s$ ), we use the trace sink stateChange callback function, which gets triggered every time there is a PHY state change. The device notifies the energy source of its energy consumption, and if the energy is exhausted, the energy source alerts all related device energy models (refer to [16, Fig. 2]).

### 3.2 BS Energy Module

Similarly to UEs, the energy consumption of BS is evaluated by considering all four PHY states' energy consumption together. We use the energy model developed in [15] in this work. This work has profiled the power consumption values in [5]. However, the developed energy model only considers the four PHY states: IDLE, RX CTRL, RX DATA, and TX. In this work, we add another PHY state called DEEP SLEEP state. The assumption is that if the BS is IDLE for a more extended period (1s in this case), it enters the DEEP SLEEP state, which has even lower power consumption than the IDLE state. Keeping the hyperparameters detailed in [5, Table V] for  $4 \times 4$  antenna, we compute power consumption values of individual PHY states as done in [15]. However, the only modification here is adding another state, DEEP SLEEP. In our simulations, we observe the dwell time for the IDLE state is  $\approx 100\mu s$ . Thus according to [5, Table V] for the IDLE state, we keep the power consumption at 86.3 watts while that of the DEEP SLEEP state (with dwell time  $\approx 1s$ ) is kept at 6.2 watts (see [5, Table V]). The power values for the rest PHY state are kept similar to [15]. These power values are shown in Table 2.

**Table 2: Power Consumption in BS PHY states**

State	$P_{RX\ CTRL}$	$P_{RX\ DATA}$	$P_{TX}$	$P_{IDLE}$	$P_{DEEP\ SLEEP}$
Power	138.9	138.9	742.2	86.3	6.2

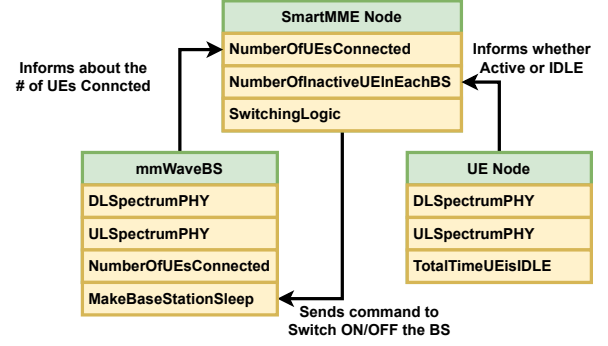
Thus the total power consumption for BS is going to be  $E_{BS} = \sum_{s \in S} (P_s \times t_s)$  where  $s \in \{IDLE, RX\ CTRL, RX\ DATA, TX, DEEP\ SLEEP\}$ ,  $E_{BS}$  means total energy consumption at BSs,  $P_s$  is the total power consumption for the corresponding state of PHY.

Similar to UE, to compute the dwell time, we use the trace sink stateChange callback function present at the mmWaveSpectrumPhy class of ns-3. It gets triggered whenever the BS changes its PHY state. The device notifies the energy source of its energy consumption, and if the energy is exhausted, the energy source alerts all related device energy models (refer to [15, Fig. 1]).

### 3.3 Implementing SmartMME

The implementation of *SmartMME* involves the development of a module that resides in the LTE eNB. This module gathers all control channel information of the gNBs connected to the LTE BS via the X2 link. The control information exchanged includes data such as the number of UEs connected to each gNB, the PHY state of the connected UEs to understand whether the UEs are IDLE or having active data transfer with the BS, etc. The purpose of sharing this control information with the serving LTE is to analyze if any connected gNB is IDLE or connected to UEs without data transfer needs. To implement this information gathering, we leverage the standard callbacks feature of the ns-3 module. These callbacks are fired whenever there are connection establishments to some BS or if the UE's are IDLE for more than 1s (See Figure 1). These callback functions are trace linked at the *SmartMME* to keep track of the total number of connected UEs to a particular BS.

When handover or connection establishment happens between the UE and the BS using these callbacks, control channel information is shared at the *SmartMME*. Thus the map of the number



**Figure 1: SmartMME : Flow Diagram**

of UEs connected to each BS is updated every time connection-oriented callbacks are fired. Once the information is gathered at the Smart MME, a defined algorithm (See Algorithm 1) is used for switching ON/OFF target BSs for energy conservation. The detail follows.

The Simulation involves a network model consisting of an LTE BS and mmWave BSs. The UEs are connected to the mmWave BSs for data transfer or receive, and all UEs support NSA dual connectivity. The *SmartMME* node hosted in the LTE BS has all the necessary information about each mmWave BS, including the number of UEs connected to each mmWave BS, the idle time of each mmWave BS, etc.

**Algorithm 1 SmartMME : ON/OFF Switching Logic**

```

1: Initialize lteBaseStation, mmWaveBaseStations, UEs
2: Connect UEs to NearestBS
3: for each mmWaveBS  $\in$  mmWaveBaseStations do
4:   if mmWaveBS.isNotConnectedToAnyUE() then
5:     mmWaveBS.switchOff()
6:   else if mmWaveBS.idleTime()  $\geq$  1 sec then
7:     mmWaveBS.switchOff()
8:   end if
9:   connUEs  $\leftarrow$  findUEs(mmWaveBS)
10:  for each u  $\in$  connUEs do
11:    nearestBS  $\leftarrow$  NearestBS(u)
12:    if nearestBS  $\neq$  mmWaveBS then
13:      mmWaveBS.disconnectUE(UE)
14:      nearestBS.connectUE(u)
15:    else if mmWaveBS.isOff() and NearestBS(u) = mmWaveBS then
16:      mmWaveBS.switchOn()
17:    end if
18:  end for
19: end for

```

The switching on/off logic performs the following tasks to manage the mmWave BSs and UEs:

- (1) **Switch off IDLE mmWave BS:** *SmartMME* checks the IDLE time of each mmWave BS and switches off those that are not connected to any UEs.
- (2) **Switch off mmWave BS with no data transfer for more than 1 seconds:** For each mmWave BS *SmartMME* checks if any mmWave BS is connected to multiple UEs but the UEs

**Table 3: Simulation Parameters**

Parameter Description	Value
Bandwidth of mmwave gNBs/LTE eNB	1 GHz/20 MHz
Carrier frequency mmwave/LTE	28 GHz/2.1GHz
Bandwidth of the LTE eNB	20 MHz
MIMO array size gNB/UE	$8 \times 8/4 \times 4$
Number of gNB/eNB	10 / 1
Number of UEs	10
UE speed	5 m/s
UE Application	DL UDP Socket App.
UE Mobility Model	Random Walk 2d
BS Mobility Model	Constant Position
Path loss Model	3GPP Umi Street Canyon
Channel Condition Model	Buildings Channel
Area of Simulation	1 km $\times$ 1 km
Simulation Time	11.24 sec

are IDLE for more than 1 second, i.e., there is no data transfer it switches off the BS.

- (3) **Switch on mmWave BS if nearest to UE:** *SmartMME* checks if a UE enters in the coverage region of previously switched off BS, and it then switches on the BS.

These instructions are intended to optimize network performance and resource usage by balancing the load across the network and improving coverage and connectivity for the UEs.

## 4 EVALUATION

The simulation parameters are tabulated in Table 3. We have taken four different simulation scenarios: (i) **Basic Simulation Scenario** where we keep 10 UEs and 10 BSs, (ii) **Random Switching Off** where we randomly switch off the BS, (iii) **UE Connectivity Aware** where *SmartMME* switches off the BS if no UEs are connected to it, (iv) **UE Connectivity and Data Aware** where *SmartMME* switches off the BS if no UEs are connected or if the connected UEs are idle.

### 4.1 Basic Simulation Scenario

In the basic simulation scenario, we simulate without any switching-off strategy for 11.24 seconds. Ten UEs and ten gNBs were deployed in a  $1000 \times 1000$  rectangular region, randomly in a uniform distribution. Figure 2(a) shows the energy consumption per BS varying with the number of UEs connected to it. The general trend is that the more the number of UEs, the greater the energy consumption at that BS.

### 4.2 Random Switching Off

This experiment ran the basic simulation with randomly switching off the BSs. Here the BSs are scheduled to switch off for a period of 2 seconds in a simulation of 11.24 seconds. For each BS, a random integer less than 9 is generated using the `rand()` function of the standard library in C++, say  $X$ , and the BS is scheduled to sleep from  $X$  seconds to  $X + 2$  seconds. Figure 2(b) shows the energy consumption per BS varying with the number of UEs connected to it.

The energy consumption is higher than that in the basic simulation because randomly switching off a BS entails a lot of overhead of handovers to ensure the QoE.

### 4.3 UE Connectivity Aware Switching Off

In this experiment, with the help of our *SmartMME* node, we simulate by switching off a BS if there is no UE connected to it. *SmartMME* keeps track of the number of UEs connected to a BS in the simulation, which is updated upon every connection establishment or handover. Figure 2(c) shows the energy consumption per BS varying with the number of UEs connected to it. It can be seen that there are a few BSs with deficient energy consumption where no UEs are connected. In this case, the BS enters the deep sleep state, and thus the energy consumption is deficient compared to other scenarios.

### 4.4 UE Connectivity and Data Application Aware Switching Off

Finally, in this experiment, we run the simulation where *SmartMME* works in the full-fledged mode, where it collects both the information of the number of UEs connected to a BS and checks if all the connected UEs in a particular BS is IDLE for more than 1 second or not. Here we deploy a single BS (say  $BS_1$ ) with 4 UEs deployed close to it. These UEs do not run any application. We deploy the rest 9 BSs too far away from the initial setting and deploy the rest of the 6 UEs around these BSs. These UEs are running an application over them. The UEs and BSs were deployed with a *ConstantMobilityModel* to avoid handovers. Since the UEs connected to  $BS_1$  runs no application, *SmartMME* switches off the  $BS_1$  as there is no data flow towards or from it. Illustrated in Figure 2(d) is the energy consumption per BS, delineating its fluctuations concerning the number of connected UEs. Notably, the most efficient energy consumption is attributed to  $BS_1$ , which remains switched off. Conversely, the remaining BSs operate in regular mode, dynamically adjusting their energy consumption in response to the varying number of connected UEs.

The energy consumption distribution across the four scenarios is depicted in Figure 3. Notably, *SmartMME* demonstrates superior energy efficiency when operating in its comprehensive mode, intelligently considering both the number of connected UEs and data traffic. In contrast, the UE Connectivity-aware scenario exhibits slightly higher power consumption due to the inability to switch off BSs with IDLE UEs. Conversely, the Random Switching off the BS scenario records the highest energy consumption, primarily attributed to frequent handovers and connection re-establishment. This underscores *SmartMME*'s adeptness in harnessing network and data traffic insights to strategically power down BSs, thus significantly enhancing overall energy efficiency across the network.

## 5 CONCLUSION

Our work introduces *SmartMME*, an adaptive BS on/off switching system finely attuned to UE and data traffic dynamics. The open-source availability of this pivotal module extends a valuable opportunity to the wider research community, enabling comprehensive evaluations and refinements of diverse power-saving strategies within the network simulation domain of the ns-3 platform.

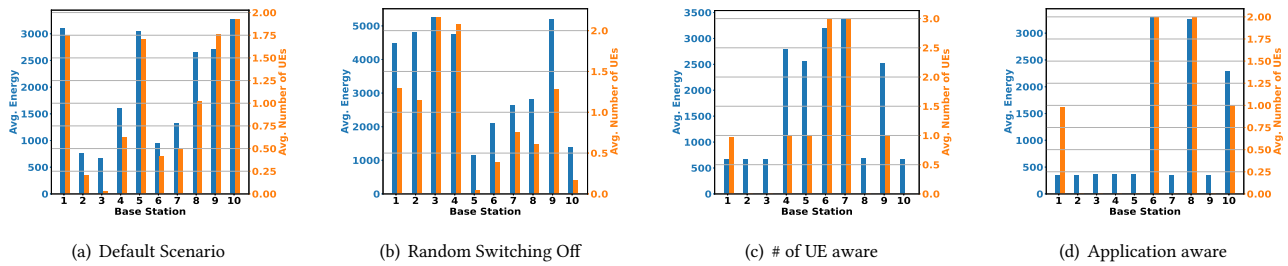


Figure 2: Energy Consumption and average number of UEs connected across different BSs

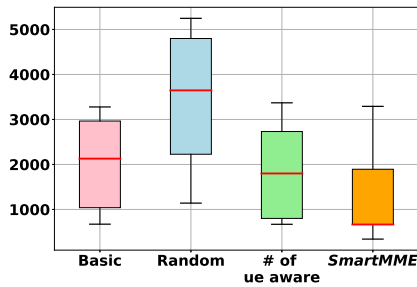


Figure 3: Energy Consumption across different scenarios

Through rigorous evaluation, we’ve demonstrated its significant impact on enhancing network-wide energy efficiency by intelligently responding to evolving traffic dynamics within specific BS coverage areas. In future work, we aim to bolster the module’s efficacy by incorporating real-world mobility traces from platforms like Simulation of Urban MObility (SUMO), fortifying its adaptability in realistic urban scenarios. Additionally, our ongoing focus involves evaluating alternative switching strategies from existing literature to optimize energy efficiency in dynamic network environments.

REFERENCES

- [1] Study on user equipment (ue) power saving in nr.
- [2] Ayad Atiyah Abdulkafi, Tiong Sieh Kiong, David Chieng, Alvin Ting, and Johnny Koh. Energy efficiency improvements in heterogeneous network through traffic load balancing and sleep mode mechanisms. *Wireless personal communications*, 75(4):2151–2164, 2014.
- [3] Shijie Cai, Yueling Che, Lingjie Duan, Jing Wang, Shidong Zhou, and Rui Zhang. Green 5g heterogeneous networks through dynamic small-cell operation. *IEEE Journal on Selected Areas in Communications*, 34(5):1103–1115, 2016.
- [4] Antonio De Domenico, David López-Pérez, Wenjie Li, Nicola Piovesan, Harvey Bao, and Geng Xinli. Modelling user transfer during dynamic carrier shutdown in green 5g networks. *IEEE Transactions on Wireless Communications*, 2023.
- [5] Bjorn Debaillie, Claude Desset, and Filip Louagie. A flexible and future-proof power model for cellular base stations. In *2015 IEEE 81st Vehicular Technology Conference (VTC Spring)*, pages 1–7. IEEE, 2015.
- [6] Fateh Elsherif, Edwin KP Chong, and Jeong-Ho Kim. Energy-efficient base station control framework for 5g cellular networks based on markov decision process. *IEEE Transactions on Vehicular Technology*, 68(9):9267–9279, 2019.
- [7] Jing Gao, Qing Ren, Pei Shang Gu, and Xin Song. User association and small-cell base station on/off strategies for energy efficiency of ultradense networks. *Mobile Information Systems*, 2019, 2019.
- [8] Xiaoge Huang, She Tang, Qian Zheng, Dongyu Zhang, and Qianbin Chen. Dynamic femtocell gmb on/off strategies and seamless dual connectivity in 5g heterogeneous cellular networks. *IEEE Access*, 6:21359–21368, 2018.
- [9] Chang Liu, Balasubramaniam Natarajan, and Hongxing Xia. Small cell base station sleep strategies for energy efficiency. *IEEE Transactions on Vehicular*

- Technology*, 65(3):1652–1661, 2015.
- [10] Marco Mezzavilla, Menglei Zhang, Michele Polese, Russell Ford, Sourjya Dutta, Sundeep Rangan, and Michele Zorzi. End-to-end simulation of 5g mmwave networks. *IEEE Communications Surveys & Tutorials*, 20(3):2237–2263, 2018.
- [11] Basabdatta Palit, Argha Sen, Abhijit Mondal, Ayan Zunaid, Jay Jayatheerthan, and Sandip Chakraborty. Improving ue energy efficiency through network-aware video streaming over 5g. *IEEE Transactions on Network and Service Management*, 2023.
- [12] Natale Patriciello, Sandra Lagen, Biljana Bojovic, and Lorenza Giupponi. An e2e simulator for 5g nr networks. *Simulation Modelling Practice and Theory*, 96:101933, 2019.
- [13] Michele Polese, Marco Giordani, Marco Mezzavilla, Sundeep Rangan, and Michele Zorzi. Improved handover through dual connectivity in 5g mmwave mobile networks. *IEEE Journal on Selected Areas in Communications*, 35(9):2069–2084, 2017.
- [14] Susie S. The battery life impact on 4g and 5g - what’s the difference?, Oct 2022.
- [15] Argha Sen, Sashank Bonda, Jay Jayatheerthan, and Sandip Chakraborty. An ns3-based energy module for 5g mmwave base stations. In *IEEE INFOCOM 2022-IEEE Conference on Computer Communications Workshops (INFOCOM WKSHPS)*, pages 1–2. IEEE, 2022.
- [16] Argha Sen, Abhijit Mondal, Basabdatta Palit, Jay Jayatheerthan, Krishna Paul, and Sandip Chakraborty. An ns3-based energy module of 5g nr user equipments for millimeter wave networks. In *IEEE INFOCOM 2021-IEEE Conference on Computer Communications Workshops (INFOCOM WKSHPS)*, pages 1–2. IEEE, 2021.
- [17] Argha Sen, Ayan Zunaid, Soumyajit Chatterjee, Basabdatta Palit, and Sandip Chakraborty. Revisiting cellular throughput prediction over the edge: Collaborative multi-device, multi-network in-situ learning. *International Conference on Embedded Wireless Systems and Networks (EWSN)*, 2023.
- [18] Lun Tang, Weili Wang, Yang Wang, and Qianbin Chen. An energy-saving algorithm with joint user association, clustering, and on/off strategies in dense heterogeneous networks. *IEEE Access*, 5:12988–13000, 2017.
- [19] Qiong Wu, Xu Chen, Zhi Zhou, Liang Chen, and Junshan Zhang. Deep reinforcement learning with spatio-temporal traffic forecasting for data-driven base station sleep control. *IEEE/ACM Transactions on Networking*, 29(2):935–948, 2021.
- [20] Junhong Ye and Ying-Jun Angela Zhang. Drag: Deep reinforcement learning based base station activation in heterogeneous networks. *IEEE Transactions on Mobile Computing*, 19(9):2076–2087, 2019.
- [21] Qiaoyang Ye, Beiyu Rong, Yudong Chen, Mazin Al-Shalash, Constantine Caramanis, and Jeffrey G Andrews. User association for load balancing in heterogeneous cellular networks. *IEEE Transactions on Wireless Communications*, 12(6):2706–2716, 2013.
- [22] Nuo Yu, Yuting Miao, Lan Mu, Hongwei Du, Hejiao Huang, and Xiaohua Jia. Minimizing energy cost by dynamic switching on/off base stations in cellular networks. *IEEE Transactions on Wireless Communications*, 15(11):7457–7469, 2016.
- [23] Menglei Zhang, Michele Polese, Marco Mezzavilla, Sundeep Rangan, and Michele Zorzi. ns-3 implementation of the 3gpp mimo channel model for frequency spectrum above 6 ghz. In *Proceedings of the 2017 Workshop on ns-3*, pages 71–78, 2017.
- [24] Zhirong Zhang, Mingshuo Wei, Xiaohang Xu, Chunlei Hu, and Weiliang Xie. Intelligent energy saving technology and strategy of 5g ran. In *2022 IEEE International Symposium on Broadband Multimedia Systems and Broadcasting (BMSB)*, pages 1–6. IEEE, 2022.
- [25] Tommaso Zugno, Matteo Drago, Sandra Lagén, Zoraze Ali, and Michele Zorzi. Extending the ns-3 spatial channel model for vehicular scenarios. In *Proceedings of the 2021 Workshop on ns-3*, pages 25–32, 2021.
- [26] Tommaso Zugno, Michele Polese, Mattia Lecci, and Michele Zorzi. Simulation of next-generation cellular networks with ns-3: open challenges and new directions. In *Proceedings of the 2019 Workshop on Next-Generation Wireless with ns-3*, pages 38–41, 2019.