

Source-Free Cross-Modal Knowledge Transfer by Unleashing the Potential of Task-Irrelevant Data

Jinjing Zhu^{*}, *Student Member, IEEE*, Yucheng Chen^{*}, Lin Wang[†], *Member, IEEE*

Abstract—Source-free cross-modal knowledge transfer is a crucial yet challenging task, which aims to transfer knowledge from one source modality (e.g., RGB) to the target modality (e.g., depth or infrared) with no access to the task-relevant (TR) source data due to memory and privacy concerns. A recent attempt [1] leverages the paired task-irrelevant (TI) data and directly matches the features from them to eliminate the modality gap. However, it ignores a pivotal clue that the paired TI data could be utilized to effectively estimate the source data distribution and better facilitate knowledge transfer to the target modality. To this end, we propose a novel yet concise framework to unlock the potential of paired TI data for enhancing source-free cross-modal knowledge transfer. Our work is buttressed by two key technical components. Firstly, to better estimate the source data distribution, we introduce a Task-irrelevant data-Guided Modality Bridging (TGMB) module. It translates the target modality data (e.g., infrared) into the source-like RGB images based on paired TI data and the guidance of the available source model to alleviate two key gaps: 1) inter-modality gap between the paired TI data; 2) intra-modality gap between TI and TR target data. We then propose a Task-irrelevant data-Guided Knowledge Transfer (TGKT) module that transfers knowledge from the source model to the target model by leveraging the paired TI data. Notably, due to the unavailability of labels for the TR target data and its less reliable prediction from the source model, our TGKT model incorporates a self-supervised pseudo-labeling approach to enable the target model to learn from its predictions. Extensive experiments show that our method achieves state-of-the-art performance on three datasets (RGB-to-depth and RGB-to-infrared).

Index Terms—Source-Free Domain Adaptation, Cross-Modal Distillation, Source-Free Cross-Modal Knowledge Transfer

I. INTRODUCTION

In recent years, researchers have extensively utilized depth or infrared sensors to broaden the scope of computer vision applications beyond the use of RGB cameras [2]–[8]. However, learning successful deep learning-based models for depth and infrared modalities necessitates a significant amount of labeled data for supervision. Acquiring large and diverse datasets incurs prohibitively high costs for data annotation. Consequently, research endeavors have been dedicated to exploring the cross-modal distillation methods [9]–[11] that transfer knowledge from a model trained on extensively labeled RGB data to the target modality, such as depth and infrared.

Nevertheless, practical limitations, e.g., memory constraints and privacy concerns, may render these labeled datasets unavailable in real-world scenarios. In light of this, SOCKET [1] presents a pioneering approach to address the challenge of source-free cross-modal knowledge transfer by learning a model for task-relevant (TR) target modality data with only accessing to source model pre-trained by TR source modality data. Specifically, it involves a) a source model trained for the task of interest (i.e., classification); b) unlabeled TR data in the target modality with the same task of interest; and c) paired task-irrelevant (TI) data in both the source and target modalities. Notably, SOCKET proposes an intuitive strategy of directly reducing the distance of features between paired TI data to mitigate the modality gap.

However, we observe that the paired TI data plays a crucial role in bridging the modality gap by effectively estimating the missing source data distribution and facilitating knowledge transfer from the source to the target modalities. Drawing inspiration by the prior source-free domain adaptation (SFDA) methods [12], [13], we find that the paired TI data can be effectively utilized to translate the TR target data (e.g., infrared) into the TR source-like RGB data, which aligns well with the original source data distribution, as illustrated in Fig. 1. However, naively applying these SFDA methods without considering the significant modality gap leads to a marginal or even deteriorated performance boost, as confirmed by our experiments in Tabs. II and III. Moreover, the paired TI data (e.g., infrared) can be coupled with TR target data to extract knowledge from the source model and transfer it to the target model. A straightforward way is to exploit cross-modal distillation methods, e.g., [14]–[17]; however, these methods are limited to transferring knowledge solely with the paired TR data. In this work, there exists the paired TI data, which may have the potential to facilitate knowledge transfer for the task of interest, as shown in Fig. 1. With these observations, we strive to address a novel question: “*how to unlock the potential of the paired TI data to accurately estimate the source data distribution to alleviate the modality gap, and facilitate knowledge transfer from the source model to the target model for the unlabeled TR target data?*”

In this paper, we present a novel yet concise framework comprising two core components: Task-irrelevant data-Guided Modality Bridging module (TGMB) and Task-irrelevant data-Guided Knowledge Transfer (TGKT) module, as depicted in Fig. 2. Specifically, the TGMB module is introduced to translate the TR target data into the TR source-like RGB images via designing a translation net (See Sec. III-B). This allows for mitigating the large modality gap between RGB and

J. Zhu and Y. Chen are with the Artificial Intelligence Thrust, The Hong Kong University of Science and Technology (HKUST), Guangzhou, China. E-mail: {zhujinjing.hkust@gmail.com, ychen208@connect.hkust-gz.edu.cn}

L. Wang is with the Artificial Intelligence Thrust, HKUST, Guangzhou, and Dept. of Computer Science and Engineering, HKUST, Hong Kong SAR, China. E-mail: linwang@ust.hk.

^{*}These authors contributed equally.

[†]Corresponding author

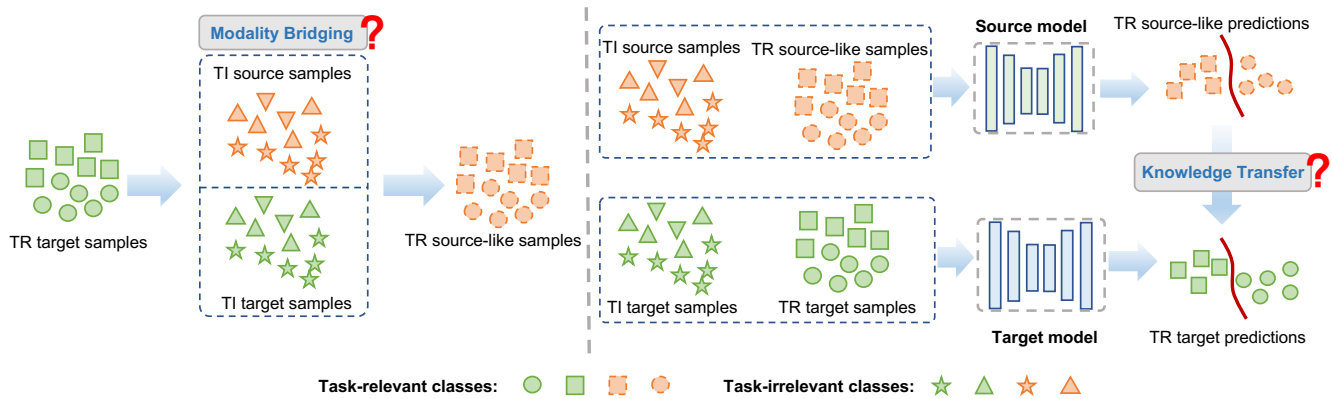


Fig. 1: Our observations. Paired TI data facilitates translating TR target data into TR source-like RGB images and transferring knowledge for the task of interest.

depth/infrared modalities. Specifically, to generate source-like RGB images with the paired TI data, we employ domain-adversarial learning [18] to eliminate two primary gaps: the inter-modality gap between the paired TI data; the intra-modality gap between the TI and TR target data. Note that *using existing image translation methods, e.g., [19], [20], alone does not meet our specific needs as they primarily aim to reconstruct natural-looking images rather than optimal source-like RGB images (i.e., inputs) for the source model.* Therefore, to guide the translation process, we utilize the available source model to maximize the mutual information [21], [22] between the distribution of the TR source-like data and its corresponding predictions generated by the source model. This ensures that the translated source-like RGB images closely resemble the source data distribution required for effective knowledge transfer.

After bridging the source and target modalities, we propose a TGKT module that transfers the knowledge of the source model to the target model for the unlabeled target modality (See Sec. III-C). As the predictions of TR source-like images may be less reliable due to the absence of the ground-truth labels and the modality gap between the source and target data, a technical challenge arises: *“how to effectively transfer knowledge from the source model with less reliable predictions to the target model using the paired TI data?”*. To overcome this challenge, we first transfer knowledge for the task of interest by minimizing the KL divergence between the predictions of TR source-like RGB images and TR target data. Furthermore, we utilize the paired TI data to facilitate knowledge transfer by decreasing the distance between the features of the TI source and target data. Considering the limitations of the TR source-like images’ predictions, we incorporate a self-supervised pseudo-labeling approach [22] to enable the target model to learn from its own predictions, thereby mitigating the impact of less reliable predictions.

We evaluate the effectiveness of our proposed method on two cross-modal knowledge transfer tasks with three benchmark datasets: SUN RGB-D [23], DIML RGB-D [24], and RGB-NIR [25]. Our proposed method achieves a performance improvement of **+9.81%** on the DIML RGB-D dataset and

+3.50% on the RGB-NIR dataset, surpassing the state-of-the-art methods.

In summary, our main contributions are as follows:

- We propose the Task-irrelevant data-Guided Modality Bridging (TGMB) module, which leverages task-irrelevant data and the source model to transform task-relevant target representations into source-like representations.
- We propose Task-irrelevant data-Guided Knowledge Transfer (TGKT) that transfers knowledge from a prediction-unreliable source model to a target model for task-relevant data with task-irrelevant data.
- We conduct extensive experiments on three datasets, which demonstrate the effectiveness of our proposed approach.

II. RELATED WORK

A. Source-Free Cross-Modal Knowledge Transfer

SOCKET [21] introduces a pioneering approach that addresses the challenging problem of transferring knowledge from one source modality (e.g., RGB) to the target modality (e.g., depth or infrared) with no access to the TR source data. However, SOCKET primarily focuses on reducing the modality gap by directly decreasing the feature distance between the paired TI data. In contrast, we find that the paired TI data can be coupled with TR target data to extract knowledge from the source model and transfer it to the target model. Consequently, we strive to *unlock the potential of the paired TI data to estimate the source data distribution to alleviate the modality gap and facilitate knowledge transfer from the source model to the target model for unlabeled TR target data.*

B. Source-Free Domain Adaptation

To address data privacy and storage concerns associated with unsupervised domain adaptation (UDA) methods [26]–[31], source-free domain adaptation (SFDA) methods have emerged, which can be broadly categorized into data generation-based approaches [12], [13] and model fine-tuning-based approaches [21], [32]–[35]. Data generation-based methods [12] adopt the generative model to estimate the source data distribution by generating source-like data to improve the model

performance in the target domain. On the other hand, the model fine-tuning-based methods exploit information maximization [32], self-supervised pseudo-label refinement [33], spherical k-means [34], and attention mechanism [35] to achieve a single source adaptation to an unlabeled target domain. However, it is worth noting that data generation-based methods may generate noisy source-like images and model fine-tuning-based methods generate noisy pseudo labels for target data. In contrast to the aforementioned approaches, *source-free cross-modal knowledge transfer presents additional challenges due to the need to transfer knowledge between different modalities. Leveraging the availability of the paired TI data and the available source model, our proposed method aims to estimate source-like RGB images to bridge the modality gap.*

C. Cross-Modal Knowledge Distillation

Knowledge distillation (KD), an effective technique for transferring knowledge from one network to another [36], can be categorized into three main types based on the knowledge distilled: prediction-based [37]–[41], features-based [42]–[45], and relations-based [46]–[48]. Recently, cross-modal knowledge distillation (CMKD) methods are employed to transfer knowledge across different modalities, aiming to leverage knowledge learned from a large-scale labeled dataset of one modality to another modality without a significant amount of labeled data [14]. Some studies have explored KD-based approaches for cross-modal representation learning. Notably, CMC [49] aligns views of samples through contrastive learning, CRD [48] employs instance-level contrastive objectives for KD, and GMC [50] aligns modality-specific representations with complete observations. Other existing CMKD methods [14]–[17], [51]–[53] highly rely on the assumption that the paired TR data is available across different modalities. However, conventional CMKD methods only focus on transferring knowledge using the paired TR data. In this work, *we strive to utilize the paired TI data to facilitate knowledge transfer for the task of interest in our source-free cross-modal knowledge transfer problem.*

III. PROPOSED FRAMEWORK

A. Overview

Assume we are given the well-annotated source modality data $\mathcal{D}_s = \{(x_i^s, y_i^s)\}_{i=1}^{n_s}$, consisting of n_s labeled samples. Here, $x_i^s \in \mathcal{X}^s$ and $y_i^s \in \mathcal{Y}^s \subseteq \mathbb{R}^K$, where K denotes the total number of classes in the label set $\mathcal{C} = 1, 2, \dots, K$. Similarly, $\mathcal{D}_t = \{(x_i^t)\}_{i=1}^{n_t}$ represents the target domain dataset, comprising n_t unlabeled samples, which share the same underlying label set \mathcal{C} as the source domain. We define paired TI data as $\{x_{TI_i}^s, x_{TI_i}^t\}_{i=1}^{n_{TI}}$, where $x_{TI_i}^s$ corresponds to the i -th TI data point from the source modality, and $x_{TI_i}^t$ is its corresponding counterpart from the target modality. The total number of paired TI data is denoted as n_{TI} . In the source-free cross-modal knowledge transfer scenario, we have access to the pre-trained source model $\mathbf{C}(\mathbf{F}_s(\cdot))$, which has been trained on \mathcal{D}_s using supervised learning with a cross-entropy loss. Here, \mathbf{F}_s represents the CNN feature extractor followed by a linear classifier \mathbf{C} . Only \mathcal{D}_t is available during the training, and no

data in \mathcal{D}_s can be utilized. Additionally, we use $\mathbf{F}_s(x)$ to denote feature representations and introduce the translation net \mathbf{T} to convert single-channel depth/infrared data into three-channel source-like RGB images suitable for the source model. To mitigate the inter-modality and intra-modality gaps, we employ two discriminators, \mathbf{D}_1 and \mathbf{D}_2 , respectively. The objective of our work is to learn a target-specific feature extractor \mathbf{F}_t that generates target representations aligned with the source data representations by leveraging the source feature extractor \mathbf{F}_s and the paired TI data.

The proposed framework is depicted in Fig. 2, consisting of two main components: TGMB and TGKT. The TGMB module aims to translate TR target data into TR source-like RGB images that are compatible with the source model (See Sec. III-B). The modality bridging is achieved by leveraging the paired TI data and the pre-trained source model to generate TR source-like RGB data, enabling us to extract source knowledge and train the translation net accordingly. Subsequently, in the TGKT process (See Sec. III-C), we transfer knowledge from the source model with less reliable predictions to the target model using the paired TI data. This facilitates the transfer of learned knowledge from the source model to the target model, enhancing its performance in the task of interest. The modality gap is effectively eliminated through the synergistic operation of these modules, empowering the target model to acquire the knowledge learned from the source model. We now describe these technical components in detail.

B. Task-irrelevant data-Guided Modality Bridging (TGMB)

In our source-free cross-modal knowledge transfer setting, we have access to the paired TI data, which can be leveraged to mitigate the modality gap. Unlike SOCKET [1], which directly minimizes the distance between the paired TI data in the feature space to align the distributions of the two modalities, we further propose a novel approach to generate source-like RGB images that effectively bridge the modality gap. However, *there exists a challenging question of how to translate TR target data into TR source-like RGB images while maintaining alignment with the source data distribution.* To tackle this challenge, we introduce the TGMB module, as illustrated in Fig. 2. The TGMB module consists of a translation net \mathbf{T} responsible for converting one-channel depth/infrared data into three-channel RGB images, along with two discriminators \mathbf{D}_1 and \mathbf{D}_2 designed to minimize both the inter-modality gap and the intra-modality gap, respectively. Moreover, we leverage the knowledge embedded in the pre-trained source model \mathbf{F}_s to guide the training of the translation net by utilizing the mutual information of the TR source-like RGB images.

Specifically, the TGMB module is designed to translate the one-channel target depth/infrared modality data into the source-like RGB data. To accomplish this, we propose a training objective that focuses on reconstructing the TI source RGB images through the translation of TI target data. The objective is formulated as follows:

$$\mathcal{L}_{rec} = \frac{1}{n_{TI}} \sum_{i=1}^{n_{TI}} \|x_{TI_i}^s - \mathbf{T}(x_{TI_i}^t)\|^2. \quad (1)$$

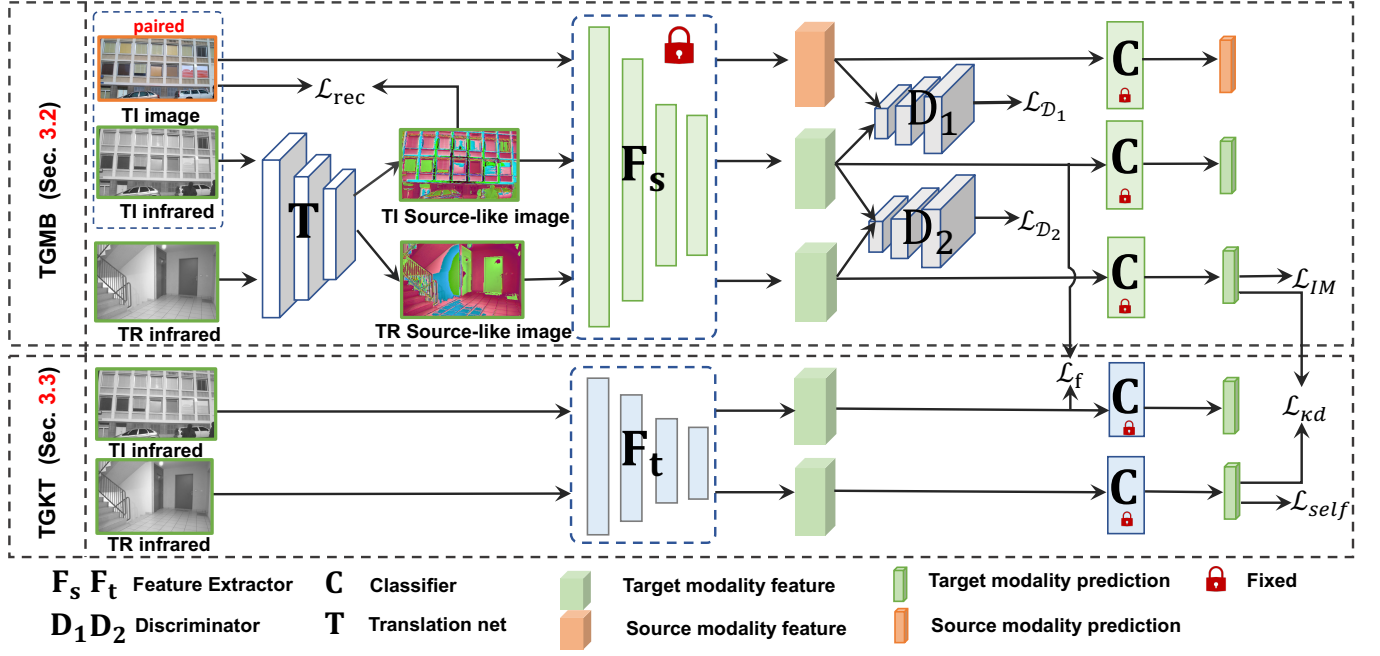


Fig. 2: Overall framework of our proposed method. TGMB: Task-irrelevant data-Guided Modality Bridging, TGKT: Task-irrelevant data Guided Knowledge Transfer.

To facilitate the translation process, our approach centers around reducing two gaps: the inter-modality gap between the paired TI data; 2) the intra-modality gap between the TI and TR target data. The primary objective of minimizing the inter-modality gap is to discriminate between the TI source RGB images and the translated TI source-like RGB images. To ensure the compatibility of the source-like RGB images with the available source model, we employ an adversarial learning procedure incorporating a feature-based (instead of image-based) discriminator D_1 . The objective function for this procedure is formulated as follows:

$$\mathcal{L}_{D_1} = \frac{1}{n_{TI}} \sum_{i=1}^{n_{TI}} \log(D_1(\mathbf{F}_s(x_{TI_i}^s))) + \frac{1}{n_{TI}} \sum_{i=1}^{n_{TI}} \log(1 - D_1(\mathbf{F}_s(\mathbf{T}(x_{TI_i}^t))). \quad (2)$$

Given the absence of explicit supervision for the translation of TR target data into TR source-like RGB images, we address this challenge by focusing on minimizing the intra-modality gap between TI and TR target data. This ensures an effective translation process that successfully aligns the TR target data with the TR source-like RGB images. To achieve this, we introduce the feature-based discriminator D_2 and define the corresponding objective as follows:

$$\mathcal{L}_{D_2} = \frac{1}{n_t} \sum_{i=1}^{n_t} \log(D_2(\mathbf{F}_s(\mathbf{T}(x_i^t)))) + \frac{1}{n_{TI}} \sum_{i=1}^{n_{TI}} \log(1 - D_2(\mathbf{F}_s(\mathbf{T}(x_{TI_i}^t))). \quad (3)$$

The overall objective of the discriminators D_1 and D_2 is to jointly minimize the inter-modality and intra-modality gaps for effective translation and alignment of the TR target data with the TR source data. And the objective of discriminators is formulated as

$$\mathcal{L}_D = \mathcal{L}_{D_1} + \mathcal{L}_{D_2}. \quad (4)$$

After applying reconstruction and discriminator losses following existing image translation methods [19], [20], [54], the translation net is capable of generating natural-looking images. However, note that these images may not fully meet our specific requirements and align with the original source data distribution. Therefore, to improve the suitability of the TR source-like images for the source model, we incorporate adversarial mutual information [21], [22] to guide the translation process. Specifically, we compute the conditional entropy \mathcal{L}_{ent} and the marginal entropy, referred to as diversity \mathcal{L}_{div} , for the TR source-like RGB data. These measures are designed to capture the information content and distributional consistency of the TR source-like RGB images, thus facilitating effective translation and bridging of the modality gap. The mutual information loss \mathcal{L}_{IM} is defined as

$$\mathcal{L}_{IM} = \mathcal{L}_{ent} - \mathcal{L}_{div}, \quad (5)$$

where

$$\mathcal{L}_{ent} = -\frac{1}{n_t} \left[\sum_{i=1}^{n_t} \delta_k(\mathbf{C}(\mathbf{F}_s(\mathbf{T}(x_i^t)))) \log \delta_k(\mathbf{C}(\mathbf{F}_s(\mathbf{T}(x_i^t)))) \right]$$

$$\mathcal{L}_{div} = -\sum_{k=1}^K \bar{p}_k \log \bar{p}_k. \quad (6)$$

Here, $\bar{p} = \frac{1}{n_t} [\sum_{i=1}^{n_t} \delta_k(\mathbf{C}(\mathbf{F}_s(\mathbf{T}(x_i^t))))]$ represents the embedding of the entire domain and δ_k denotes the k -th element in the softmax output of the classifier.

Finally, the total objective of TGMB is obtained by combining the aforementioned losses, resulting in the following

Algorithm 1 Task-irrelevant data-Guided Modality Bridging

- 1: **Input:** $x_{TI_i}^s, x_{TI_i}^t, x_i^t$.
- 2: **Max iteration:** I .
- 3: **Model:** F_s, C, T, D_1, D_2 .
- 4: **for** i **to** I **do**
- 5: Utilize translation module T to generate source-like TR and TI images: $T(x_i^t), T(x_{TI_i}^t)$.
- 6: Calculate the reconstruction loss using paired TI images:
 $\mathcal{L}_{rec} = \frac{1}{n_{TI}} \sum_{i=1}^{n_{TI}} \|x_{TI_i}^s - T(x_{TI_i}^t)\|^2$.
- 7: Decrease the inter-modality and intra-modality gaps:
 $\mathcal{L}_D^1 = \frac{1}{n_{TI}} \sum_{i=1}^{n_{TI}} \log(D_1(F_s(x_{TI_i}^s))) + \frac{1}{n_{TI}} \sum_{i=1}^{n_{TI}} \log(1 - D_1(F_s(T(x_{TI_i}^t))))$,
 $\mathcal{L}_D^2 = \frac{1}{n_t} \sum_{i=1}^{n_t} \log(D_2(F_s(T(x_i^t)))) + \frac{1}{n_{TI}} \sum_{i=1}^{n_{TI}} \log(1 - D_2(F_s(T(x_{TI_i}^t))))$,
 $\mathcal{L}_D = \mathcal{L}_D^1 + \mathcal{L}_D^2$.
- 8: Maximize mutual information of TR source-like images:
 $\mathcal{L}_{ent} = -\frac{1}{n_t} [\sum_{i=1}^{n_t} \delta_k(C(F_s(T(x_i^t)))) \log \delta_k(C(F_s(T(x_i^t))))]$,
 $\mathcal{L}_{div} = -\sum_{k=1}^K \bar{p}_k \log \bar{p}_k$,
 where $\bar{p} = \frac{1}{n_t} [\sum_{i=1}^{n_t} \delta_k(C(F_s(T(x_i^t))))]$.
 $\mathcal{L}_{IM} = \mathcal{L}_{ent} - \mathcal{L}_{div}$.
- 9: Compute the total objective for TGMB:
 $\mathcal{L}_{TGMB} = \mathcal{L}_{rec} + \alpha_d \mathcal{L}_D + \alpha_{im} \mathcal{L}_{IM}$.
- 10: Update the translation module T with \mathcal{L}_{TGMB} .
- 11: Calculate the discriminator loss as:
 $\mathcal{L}_D^1 = \frac{1}{n_{TI}} \sum_{i=1}^{n_{TI}} \log(D_1(F_s(x_{TI_i}^s))) + \frac{1}{n_{TI}} \sum_{i=1}^{n_{TI}} \log(1 - D_1(F_s(T(x_{TI_i}^t))))$,
 $\mathcal{L}_D^2 = \frac{1}{n_{TI}} \sum_{i=1}^{n_{TI}} \log(D_2(F_s(T(x_{TI_i}^t)))) + \frac{1}{n_t} \sum_{i=1}^{n_t} \log(1 - D_2(F_s(T(x_i^t))))$.
- 12: Update the discriminators D_1 and D_2 with \mathcal{L}_D^1 and \mathcal{L}_D^2 , respectively.
- 13: **end for**
- 14: **return** translation module T .
- 15: **End.**

formulation:

$$\mathcal{L}_{TGMB} = \mathcal{L}_{rec} + \alpha_d \mathcal{L}_D + \alpha_{im} \mathcal{L}_{IM}, \quad (7)$$

where the trade-off parameters α_d and α_{im} control the relative importance of each loss term. The pseudo algorithm of the proposed TGMB is shown in Algorithm. 1.

C. Task-irrelevant data-Guided Knowledge Transfer (TGKT)

After TGMB module successfully translates TR target data into TR source-like RGB images that conform to the distribution of the source modality data, our approach focuses on leveraging both the paired TR target data and source-like RGB images to transfer knowledge from the source model to the target modality data. In contrast to previous CMKD methods [9]–[11] that solely rely on the paired TR data, our work also takes advantage of the available paired TI data. Moreover, our approach faces a challenge of the absence of ground-truth labels for the target data and the less reliability of predictions made by the source model on the TR source-like images. Consequently, a crucial question arises: “How to effectively utilize the TI data to facilitate knowledge transfer

from the source model with less reliable predictions to the target model for the task of interest?” In response to this question, we introduce the Task-irrelevant data Guided Knowledge Transfer (TGKT) as shown in Fig. 2.

First, in line with prior CMKD methods, we integrate KL-divergence into our approach to facilitate knowledge transfer from the source model to the target model, leveraging the TR target data and the generated TR source-like RGB data. The objective function for knowledge transfer is formulated as:

$$\mathcal{L}_{kd} = \frac{1}{n_t} \sum_{i=1}^{n_t} KL(\delta_k(C(F_t(x_i^t))) \| \delta_k(C(F_s(T(x_i^t))))). \quad (8)$$

In light of the availability of paired TI data, we propose a knowledge transfer approach between models that capitalizes on this data. Specifically, we facilitate the learning process of the target model by minimizing the distance between paired TI data in the feature space. This strategy aims to align the feature representations of the two modalities, thereby enabling effective knowledge transfer from the source model to the target model. To achieve this, we define the following objective:

$$\mathcal{L}_f = \frac{1}{n_{TI}} \sum_{i=1}^{n_{TI}} \|F_s(x_{TI_i}^s) - F_t(x_{TI_i}^t)\|^2. \quad (9)$$

However, due to the absence of ground-truth labels for the TR data and the modality gap between the source and target data, the predictions made by the source model on the TR target data are somewhat less accurate. If only KL-divergence and feature matching losses are employed, the performance of the target model will be limited. Therefore, to effectively tackle this issue, we further adopt a self-supervised pseudo-labeling method [22] to enable the target model to learn from its own predictions. This approach leverages the inherent structure or properties of the target data to create pseudo-labels, which serve as supervision signals for training the target model. The objective of such an approach is formulated as follows:

$$\mathcal{L}_{self} = \frac{1}{n_t} \sum_{i=1}^{n_t} \mathbf{1}_{[k=\hat{y}_t]} \log \delta_k(C(F_t(x_i^t))), \quad (10)$$

where $\mathbf{1}$ is an indicator function that evaluates to 1 when the argument is true. \hat{y}_t is the pseudo-label of the i -th target data, which is obtained via k-means clustering as [22]. This objective encourages the target model to make accurate predictions, leveraging the TR target data in a self-supervised manner. Connecting all the pieces above, the total objective of TGKT is defined as the combination of three key terms:

$$\mathcal{L}_{TGKT} = \mathcal{L}_{kd} + \beta_f \mathcal{L}_f + \beta_{self} \mathcal{L}_{self}, \quad (11)$$

where β_f and β_{self} are the balancing hyper-parameters. The pseudo algorithm of the proposed TGKT is shown in Algorithm. 2.

IV. EXPERIMENTS

A. Datasets

To testify the versatility of the proposed method, we conduct experiments on several public visual datasets: SUN RGB-D [23], DIML RGB+D [24], and RGB-NIR [25].

TABLE I: TR/TI split on the three datasets

	SUN-RGBD	DIML	RGB-NIR
Number of domains	4	1	1
Domain names	K-v1, K-v2, Real, Xtion	N/A	N/A
# of TR images for source training	1258, 2250, 727, 2528	693	315
# of TR unlabeled images	1258, 2250, 727, 2528	693	315
Number of paired TI images	3572	1419	162
Number of TR & TI classes	17&28	6&12	6&3
Modalities	RBG-D	RGB-D	RGB-NIR

Algorithm 2 Task-irrelevant data-Guided Knowledge Transfer

- 1: **Input:** $x_{TI_i}^s, x_{TI_i}^t, x_i^t$;
- 2: **Max iteration:** **I**.
- 3: **Model:** $\mathbf{F}_s, \mathbf{F}_t, \mathbf{C}, \mathbf{T}$.
- 4: **for** i to **I** **do**
- 5: Transfer knowledge from the source model to the target model:

$$\mathcal{L}_{kd} = \frac{1}{n_t} \sum_{i=1}^{n_t} KL(\delta_k(\mathbf{C}(\mathbf{F}_t(x_i^t))) \parallel \delta_k(\mathbf{C}(\mathbf{F}_s(\mathbf{T}(x_i^t))))).$$
- 6: Utilize paired TI data to facilitate knowledge transfer:

$$\mathcal{L}_f = \frac{1}{n_{TI}} \sum_{i=1}^{n_{TI}} \|\mathbf{F}_s(x_{TI_i}^s) - \mathbf{F}_t(x_{TI_i}^t)\|^2.$$
- 7: Apply self-supervised pseudo-labeling approach:

$$\mathcal{L}_{self} = \frac{1}{n_t} \sum_{i=1}^{n_t} \mathbf{1}_{[k=\hat{y}_i]} \log \delta_k(\mathbf{C}(\mathbf{F}_t(x_i^t))).$$
- 8: The total objective of TGKT is defined as:

$$\mathcal{L}_{TGKT} = \mathcal{L}_{kd} + \beta_f \mathcal{L}_f + \beta_{self} \mathcal{L}_{self}.$$
- 9: Update the target model \mathbf{F}_t with the loss \mathcal{L}_{TGKT} .
- 10: **end for**
- 11: **return** target model \mathbf{F}_t .
- 12: **End.**

SUN RGB-D is an indoor scene benchmark containing 10335 RGB-D image pairs which are captured by four sensors, including Kinect version1 (K-v1), Kinect version2 (K-v2), Intel RealSense (Real), and Asus Xtion (Xtion). We regard the images taken by different sensors from different domains. The whole dataset consists of 45 classes, in which we take 17 common classes as TR classes and the left 28 classes as TI classes. To obtain the source models from different domains, we train them via RGB images from TR classes while the target modality data are the corresponding depth images from TR classes. We build sixteen tasks to evaluate our method.

DIML RGB-D is comprised of over 200 indoor/outdoor scenes while we only use 2112 RGB-D image pairs with 18 indoor scenes for evaluation. We split the 18 classes into two components: 6 classes as TR data and the remaining 12 classes as TI data. In each image pair, the RGB and depth are regarded as the source and target, respectively. We report the performance of one transfer task: RGB \rightarrow Depth.

RGB-NIR contains 477 RGB and Near-Infrared (NIR) image pairs of 9 scene categories. The images were captured using separate exposures from modified SLR cameras, using visible and NIR filters. The whole dataset is split into TR data with 6 classes and TI data with 3 classes, and the knowledge is transferred via a single source from RGB and NIR.

The detailed statistics of the datasets is illustrated in Tab. I.

B. Motivation of using paired TI

The overarching framework of our research is situated within the context where the availability of paired TI data serves as a foundational backdrop. This paired TI data assumes a pivotal role in enabling knowledge transfer across distinct modalities—from a source modality to a different target modality—in scenarios where access to TR source data is unavailable. The motivation for incorporating paired TI data, as explicated in the initial work SOCKET [1], can be summarized as follows: “SOCKET addresses a challenge within the context of cross-modal knowledge transfer. It operates under the premise that only (a) source models trained for the task of interest (TOI), and (b) unlabeled data within the target modality are accessible, necessitating the construction of a model for the same TOI.” A key aspect of this problem lies in the assumption that no data from the source modality for TOI is accessible. This setup holds significance in scenarios where memory and privacy constraints preclude the sharing of training data from the source modality, permitting only the availability of trained source models. In response, SOCKET is proposed to bridge the disparity between the source and target modalities. In SOCKET, it is demonstrated that leveraging an external dataset of source-target modality pairs, unrelated to TOI – designated as TI data – can facilitate the learning of an effective target model by reducing the feature discrepancy between the two modalities. Therefore, the first work SOCKET provides the foundational context for our entire work. Building upon the limitations and issues identified in SOCKET, we propose a research problem and subsequently propose a novel and efficacious framework to address this problem, thereby achieving state-of-the-art performance.

C. Baseline methods

This paper addresses a novel problem statement that has received limited attention in the existing literature, with SOCKET [1] being the **only prior work** that has considered this specific problem. To assess the effectiveness of our proposed method, we conduct comprehensive comparisons with SHOT [22], which is widely recognized as the state-of-the-art approach in the field of SFDA. By selecting SOCKET and SHOT as baseline methods, we aim to provide a rigorous evaluation of our proposed approach against the most relevant and competitive existing techniques.

TABLE II: Classification accuracy (%) on the SUN RGB-D dataset.

Source Image \ Target Depth	K-v1					K-v2				
	Source only	SHOT	SOCKET	TGMB	TGKT	Source only	SHOT	SOCKET	TGMB	TGKT
K-v1	22.73	16.38	29.17	34.50	41.49	18.27	17.78	19.16	10.33	16.71
K-v2	3.02	10.81	19.63	12.26	18.76	20.36	43.87	48.58	29.11	51.47
Real	4.45	5.33	17.09	8.74	15.66	8.09	11.29	42.67	16.80	44.49
Xtion	2.70	10.89	25.83	15.82	28.62	8.13	20.67	38.62	20.40	41.16
Average	8.23	10.85	23.60	17.76	26.13	13.71	23.40	37.26	19.16	38.46

Source Image \ Target Depth	Real					Xtion				
	Source only	SHOT	SOCKET	TGMB	TGKT	Source only	SHOT	SOCKET	TGMB	TGKT
K-v1	5.19	7.29	12.93	8.52	13.20	10.88	17.60	18.04	13.69	24.49
K-v2	13.76	19.81	32.46	18.98	39.20	10.84	11.04	27.69	16.81	28.14
Real	11.83	15.27	44.15	28.06	46.49	6.25	8.50	23.22	14.16	24.92
Xtion	6.19	18.43	27.65	12.28	25.58	5.81	11.04	40.70	18.30	39.20
Average	9.24	15.20	29.30	19.96	31.12	8.45	12.05	27.41	15.74	29.19

TABLE III: Classification accuracy (%) on DIML RGB-D and RGB-NIR datasets.

Method	Source only	SHOT	SOCKET	TGMB	TGKT
RGB \rightarrow Depth	26.55	39.97	40.98	44.30	50.79
RGB \rightarrow NIR	76.83	86.03	86.98	81.59	90.48

D. Implementations

In our experimental setup, ResNet-50 [55] serves as the feature extractor module for training both the source and target models. The architectural modifications we employ are in line with the approach proposed in [22], [56]. Specifically, we replace the last fully connected layer with a bottleneck layer and a task-specific classifier layer. Additionally, we incorporate batch normalization layer [57] after the bottleneck layer and apply weight normalization in the final layer. To reduce the inter-modality and intra-modality gaps within the models, we introduce two discriminators that are designed based on adversarial learning [58]. Each discriminator consists of three fully connected layers, with a Rectified Linear Unit (ReLU) [59] activation function applied after the first two layers. The translation module, crucial for our framework, is constructed by combining a fully connected layer, a batch normalization layer, and a convolutional layer, adopting a UNET [60] architecture. Specifically, we utilize the first DoubleConv module and OutConv module to establish the translation module, which facilitates the conversion process between different modalities. To generate images that closely resemble the inputs of the source model, we impose constraints for the outputs of the translation module using the sigmoid [61] and normalize functions. These constraints ensure the production of source-like images during the generation process, maintaining consistency with the desired outputs.

E. Experimental results

Results on the SUN RGB-D dataset. Tab. II presents the results obtained on the SUN RGB-D benchmark, demonstrating the superiority of our proposed method over the state-of-the-art approaches in terms of average performance. The proposed TGMB module exhibits a remarkable performance

improvement compared to the source-only approach, with gains of **+9.53%**, **+5.45%**, **+10.72%**, and **+7.29%** observed across four domains, respectively. These results indicate the efficacy of our TGMB module in effectively bridging the modality gap by translating TR target data into TR source-like RGB images with the paired TI data and the source model. In the K-v1 \rightarrow K-v1 transfer task, TGMB even outperforms SOCKET by **+5.33%**, further validating its effectiveness in mitigating modality gaps. Based on the TGMB module, our TGKT method achieves the highest performance in 11 out of 16 transfer tasks and has a gain of **+2.53%**, **+1.20%**, **+1.82%**, and **+1.78%** in four domains over SOCKET. This outcome highlights the superiority of TGKT, as it enables the paired TI data to facilitate knowledge transfer for the TR data, allowing the target model to learn from the source model with less reliable predictions. Specifically, TGKT achieves performance gains of **+12.32%** and **+6.74%** over SOCKET in K-v1 \rightarrow K-v1 and K-v2 \rightarrow Real tasks, respectively. However, due to the limitations of the translation process, TGMB achieves a performance of 10.33% compared to the 18.27% achieved by the source-only approach in K-v1 \rightarrow K-v2 task, resulting in that TGKT achieves a 2.45% performance drop compared to SOCKET. This discrepancy may arise from the utilization of the source model to guide the translation, with the less reliable mutual information about TR data for some tasks, leading to less satisfactory performance of TGMB. Overall, our proposed method has delivered compelling results, validating its effectiveness in addressing the source-free cross-modal knowledge transfer problem.

Results on the DIML and RGB-NIR datasets. To further demonstrate the effectiveness of our method, we conduct comparative experiments on the DIML and RGB-NIR datasets, aiming to evaluate its performance against previous works. Tab. III presents the experimental results for two transfer tasks: RGB \rightarrow Depth and RGB \rightarrow NIR. Our method achieves remarkable

TABLE IV: Ablation study of loss components of TGMB on the SUN RGB-D dataset.

\mathcal{L}_{rec}	\mathcal{L}_D^1	\mathcal{L}_D^2	\mathcal{L}_{IM}	K-v1	K-v2	Real	Xtion	Average
✓				30.45	9.57	6.28	12.56	14.72
✓	✓			31.72	10.81	6.84	13.91	15.82
✓		✓		31.96	10.65	6.12	13.20	15.48
✓			✓	32.85	10.54	6.97	13.43	15.74
✓	✓	✓		33.07	11.13	7.00	14.71	16.48
✓	✓	✓	✓	34.50	12.26	8.74	15.82	17.76

TABLE V: Ablation study of loss components of TGKT on the SUN RGB-D dataset.

\mathcal{L}_{kd}	\mathcal{L}_f	\mathcal{L}_{self}	K-v1	K-v2	Real	Xtion	Average
✓			34.02	12.24	8.59	13.20	17.01
✓	✓		37.84	17.17	15.98	25.66	24.16
✓		✓	36.31	15.42	7.47	24.40	20.90
✓	✓	✓	41.49	18.76	15.66	28.62	26.13

TABLE VI: Sensitivity of α_d evaluated on on the DIML RGB-D dataset.

α_d	K-v1	K-v2	Real	Xtion	Average
0	30.45	9.57	6.28	12.56	14.72
0.1	30.62	12.24	6.52	12.72	15.53
0.5	32.27	11.29	6.92	13.67	16.04
1	33.07	11.13	7.00	14.71	16.48
5	32.21	10.92	6.43	11.62	15.30

accuracy improvements over SOCKET, with absolute gains of **+9.81%** and **+3.50%**, resulting in accuracies of **50.79%** and **90.48%**, respectively. These results clearly surpass those obtained by competing methods, establishing the superiority of our approach. Specifically, our proposed module, TGMB, exhibits superior performance compared to the source-only approach, demonstrating absolute improvements of **+17.75%** and **+4.72%** for the RGB \rightarrow Depth and RGB \rightarrow NIR tasks, respectively. These improvements highlight the effectiveness of TGMB in bridging the modality gap, which is facilitated by the inclusion of our proposed loss terms. Moreover, TGMB outperforms SHOT and SOCKET by margins of **+4.33%** and **+3.3%** in RGB \rightarrow Depth tasks., respectively, further establishing its competitive advantages. Building upon the performance of TGMB, TGKT achieves additional improvements of **+6.49%** and **+8.89%** for the RGB \rightarrow Depth and RGB \rightarrow NIR tasks, respectively. This confirms the effectiveness of our proposed method in transferring knowledge from a source model with less reliable predictions to a target model, particularly when aided by paired TI data.

V. ABLATION STUDY AND ANALYSIS

In this section, we select the K-v1 dataset as the target modality and establish four transfer tasks to evaluate the performance of our proposed method. These tasks include K-v1 \rightarrow K-v1, K-v2 \rightarrow K-v1, Real \rightarrow K-v1, and Xtion \rightarrow K-v1 transfer tasks.

TABLE VII: Sensitivity of α_{im} evaluated on on the DIML RGB-D dataset.

α_{im}	K-v1	K-v2	Real	Xtion	Average
0	33.07	11.13	7.00	14.71	16.48
0.1	33.39	12.40	8.51	14.79	17.27
0.2	34.50	12.26	8.74	15.82	17.76
0.5	30.60	10.89	6.68	14.56	15.68
1.0	27.98	10.33	8.82	14.94	15.82

A. Effectiveness of loss terms of TGMB

To thoroughly examine the contributions of each loss component in our proposed TGMB module, we conduct ablation studies on the four transfer tasks. The results presented in Tab. IV demonstrate satisfactory and consistent performance gains achieved by incorporating each loss term, highlighting their effectiveness in enhancing the overall performance. Compared to the source-only approach, the reconstruction loss \mathcal{L}_{rec} yields a significant **+6.49%** performance gain. This improvement indicates the validity of estimating the source data distribution to mitigate the modality gap. Additionally, the discriminator losses \mathcal{L}_D^1 and \mathcal{L}_D^2 contribute to further improvements of **+1.10%** and **+0.76%**, respectively, by reducing the inter-modality and intra-modality gaps. The combination of these two losses results in a **+1.76%** performance gain, underscoring their effectiveness in generating source-like RGB images. Building upon these loss terms, the mutual information loss \mathcal{L}_{IM} achieves an additional **+1.28%** performance gain. This improvement validates the efficacy of utilizing the source model to guide the generation of source-like RGB images, thereby facilitating bridging the modality gap.

B. Effectiveness of loss components of TGKT

To evaluate the efficacy of the loss components in our proposed TGKT and examine how their combination contributes to knowledge transfer, we conduct a comprehensive analysis. The results in Tab. V reveal the following key observations: (1) The feature matching loss \mathcal{L}_f and the self-supervised pseudo-label loss \mathcal{L}_{self} lead to notable improvements of **+7.15%** and **+3.89%** in accuracy, respectively. This highlights the effectiveness of knowledge transfer facilitated by the utilization of the paired TI data and the incorporation of a self-supervised pseudo-labeling approach. (2) By combining both losses, our proposed method achieves a significant improvement in knowledge transfer performance, reaching an accuracy

TABLE VIII: Sensitivity of β_f evaluated on on the DIML RGB-D dataset.

β_f	K-v1	K-v2	Real	Xtion	Average
0.0	34.02	11.84	8.90	14.08	17.21
0.1	37.52	17.17	13.59	25.12	23.35
0.2	37.84	17.17	15.98	25.66	24.16
0.5	34.74	14.63	19.63	25.34	23.58
2.0	31.32	13.67	20.51	25.04	22.64

of **26.13%**. This collective enhancement demonstrates the capacity of our method to effectively transfer knowledge from a source model with less reliable predictions to the target model, leveraging the paired TI data.

C. Influence of α_d and α_{im}

To assess the impact of the weighting parameters α_d and α_{im} in the objective of TGMB, we conduct a comprehensive analysis. The results, presented in Tabs. VI and VII, illustrate the trade-off between the reconstruction loss \mathcal{L}_{rec} , discriminator loss \mathcal{L}_D , and mutual information loss \mathcal{L}_{IM} , leading to several noteworthy findings: (1) After careful analysis, we select values of 1.0 and 2.0 for α_d and α_{im} , respectively, as they demonstrate the optimal trade-off between the different loss components. (2) Note that when setting α_d to 5.0, the discriminator loss \mathcal{L}_D may adversely impact the performance on the Xtion \rightarrow K-v1 transfer task. This can be attributed to the fact that TGMB primarily focuses on reducing the modality gap, potentially disregarding the importance of reconstruction performance. (3) The lack of ground truth of target data and the modality gap poses challenges in generating reliable predictions from the source model for the source-like images. Consequently, increasing the weight of the mutual information loss \mathcal{L}_{IM} may inadvertently misguide the translation process, resulting in the generation of source-like RGB images that do not align with the source data distributions.

D. Influence of β_f and β_{self}

To assess the effectiveness of knowledge transfer, we conduct a hyperparameter analysis on β_f and β_{self} , as presented in Tabs. VIII and IX. In addition to validating the effectiveness of our method and determining the optimal trade-off parameters β_f and β_{self} , the results yield several important observations: (1) Increasing the value of β_f may lead to degraded performance. This can be attributed to the fact that feature matching between the paired TI data facilitates knowledge transfer from the source to target modalities. However, it may also have a negative impact on the training for the task of interest when the intra-modality gap between the TR and TI data is large. Consequently, it becomes crucial to select a trade-off parameter that strikes a balance between reducing the modality gap and training the model for the task of interest. (2) The self-supervised pseudo-labeling approach may adversely affect performance, particularly in scenarios where the predictions of the TR target data are less reliable.



Fig. 3: Reconstructed TR images via VQ-GAN on the K-v1 \rightarrow K-v1 transfer task.




Fig. 4: Generated TR source-like images via TGMB on the K-v1 \rightarrow K-v1 transfer task.

E. Computational cost

The generation module entails a computational cost of 190.841M/MACs, accompanied by a parameter count of 2.851k. In the training progress of TGMB, since the translation layer consists of a few layers and discriminators consist of three fully connected layers, the computational cost of the generation module could be negligible compared with training the target model. Note that in the inference, we only utilize the target model to label the target data without other modules like the generation module. Therefore, testing the model is much efficient without computational cost of generation module.

VI. DISCUSSIONS

A. Comparison with image translation methods

To demonstrate that *using existing image translation methods [19], [20], [54] alone does not meet our specific needs as they primarily aim to reconstruct natural-looking images rather than optimal source-like RGB images for the source model*, we conduct a comparative analysis. To this end, we employ VQ-GAN [20] pretrained with TI source images to reconstruct the TR target images. Additionally, we utilize our proposed TGMB to generate TR source-like images. For clarity, we illustrate this comparison using the K-v1 \rightarrow K-v1 task as an example. Firstly, we train VQ-GAN with the TI source data to enable accurate reconstruction of the TI source images. Subsequently, we input the TR source data into VQ-GAN,

TABLE IX: Sensitivity of β_{self} evaluated on on the DIML RGB-D dataset.

β_{self}	K-v1	K-v2	Real	Xtion	Average
0.0	37.84	17.17	15.98	25.66	24.16
0.1	39.67	15.98	16.14	25.99	24.45
0.5	40.22	17.17	16.66	28.14	25.55
1.0	41.49	18.76	15.66	28.62	26.13
2.0	33.78	20.59	15.98	27.90	24.56

generating the reconstructed TR images. These reconstructed TR images are presented in in Fig.3.

To ensure a fair comparison, we also utilize our proposed TGMB approach to generate TR source-like images. These source-like images are depicted in Fig. 4. We then input both the reconstructed TR images obtained via VQ-GAN and the source-like images generated by TGMB into the pre-trained source model. Upon evaluation, the model utilizing the reconstructed TR images via VQ-GAN achieves an accuracy of **29.21%**. In contrast, when employing the source-like images generated by TGMB, the accuracy significantly improves to **34.50%**. This comparison effectively demonstrates the efficacy of our proposed TGMB approach in generating source-like images that bridge the modality gap. Note that while the generated source-like images may not be visually recognizable by humans, they possess similar representations and outputs to the source domain data when processed by convolutional neural networks. In contrast, although the reconstructed images obtained via VQ-GAN appear natural, they are sub-optimal for addressing downstream tasks, emphasizing the effectiveness of our proposed TGMB in generating suitable source-like images.

B. Details of training discriminators

Each discriminator receives two feature vectors. The inputs of discriminator D_1 are the features of TI source data and translated TI source-like data which is generated through the translation layer. The inputs of the discriminator D_2 comprise the feature vectors from both translated TI and TR source-like data.

C. Comparison with SOCKET

In this work, we propose a research question based on SOCKET, and observe that the paired TI data plays a crucial role in bridging the modality gap and transferring knowledge cross modalities. The key factor of improving performance is utilizing paired TI data as a guidance to estimate the source data distribution and cross-modal knowledge transfer. Specifically, within the context of estimating TR source data, we utilize paired TI data to diminish the inter-modality and intra-modality gaps to facilitate the generation of TR source-like data. Moreover, we fully exploit the knowledge of the pre-trained source model to ensure that the translated TR source-like images closely resemble the source data distribution required for effective knowledge transfer. In the process of cross-modality knowledge transfer, we utilize paired TI data to align the feature representations of the two modalities.

Moreover, we further adopt a self-supervised pseudo-labeling method to solve the problem that predictions made by the source model on the TR source-like data are less accurate.

D. Generation of paired TR data

In this work, the absence of direct access to TR source data is acknowledged. This renders direct knowledge transfer from the source model to the target modality data unfeasible. Therefore, we propose a TGMB module to translate the TR target data into TR source-like data with TI data-guidance. Note that the TR target data and its corresponding TR source-like data are in fact meticulously paired. Since TR target data is unlabeled, we propose TGKT to transfer knowledge from the source model to the target modality data based on generating TR source-like data. Then we utilize KL-divergence to facilitate the knowledge transfer between different modalities. Addressing the challenges posed by modality gaps and the reduced predictive reliability of TR source-like data from the source model, we have devised \mathcal{L}_f and \mathcal{L}_{self} . These mechanisms serve to navigate these complexities within the framework of paired TI data-guidance.

E. Selection of translation layer

Since the utilization of a diffusion model for image generation could potentially enhance computational efficiency, this approach might not align seamlessly with our specific requirements. Diffusion models primarily aim to reconstruct natural-looking images, a goal that diverges from our objective of producing optimal source-like RGB images for the source model’s inputs. Training a diffusion model necessitates a substantial volume of paired images, which contrasts with the DIML and RGB-NIR datasets that comprise merely a few hundred images. This disparity led us to forego the utilization of conventional image generation methods for generating TR source-like images. Central to our endeavor is the domain of source-free domain adaptation. In this context, our employment of the generation method is geared towards producing TR source-like data. Our primary focus is on enhancing effective generation by decreasing intra-modality and inter-modality gaps. Additionally, the integration of an information maximization loss bolsters the generation process. Within this work, we present a translation layer distinguished by its simplicity yet remarkable efficacy. The translation layer, comprised of just a few convolutional layers, plays a pivotal role in bridging the modality gap.

F. Boarder impact

This paper represents a pioneering contribution in the field of source-free cross-modal knowledge transfer by incorporating task-irrelevant data to facilitate the transfer of knowledge for task-relevant data. This novel approach fills a critical gap in the current research landscape, as it addresses the challenge of knowledge transfer between different modalities without requiring task-relevant data. By leveraging task-irrelevant data as a valuable resource, our proposed method has the potential to impact the development of cross-modality large-scale models for the task of interest in real-world applications.

VII. CONCLUSION AND FUTURE WORK

In this work, we presented a novel yet concise framework to tackle a challenging source-free cross-modal knowledge transfer problem. Our approach capitalizes on the unexplored potential of task-irrelevant data to enhance the knowledge transfer for the task of interest. Specifically, our proposed method leverages task-irrelevant data to facilitate translating the TR target data into the TR source-like RGB images and transferring knowledge from the source model with less reliable predictions to the target model. Extensive experiments conducted on three datasets verify that our method achieves the state-of-the-art performance compared to previous methods.

Limitation and future work. One limitation of our proposed method lies in its non-end-to-end framework, which signifies that there are certain aspects requiring further development. To address this limitation, our future endeavors will focus on updating the modality bridging and knowledge transfer processes in an iterative manner. This iterative approach will enable us to devise more effective solutions for the problem at hand. Furthermore, our future research will delve into investigating the utilization of the task-irrelevant data as an auxiliary tool to facilitate knowledge distillation for the task of interest.

REFERENCES

- [1] S. M. Ahmed, S. Lohit, K. Peng, M. Jones, and A. K. Roy-Chowdhury, "Cross-modal knowledge transfer without task-relevant source data," in *Computer Vision - ECCV 2022 - 17th European Conference, Tel Aviv, Israel, October 23-27, 2022, Proceedings, Part XXXIV*, ser. Lecture Notes in Computer Science, vol. 13694. Springer, 2022, pp. 111–127.
- [2] X. Hao, S. Zhao, M. Ye, and J. Shen, "Cross-modality person re-identification via modality confusion and center aggregation," in *2021 IEEE/CVF International Conference on Computer Vision, ICCV 2021, Montreal, QC, Canada, October 10-17, 2021*. IEEE, 2021, pp. 16 383–16 392.
- [3] Q. Zhang, C. Lai, J. Liu, N. Huang, and J. Han, "Fmcnet: Feature-level modality compensation for visible-infrared person re-identification," in *IEEE/CVF Conference on Computer Vision and Pattern Recognition, CVPR 2022, New Orleans, LA, USA, June 18-24, 2022*. IEEE, 2022, pp. 7339–7348.
- [4] Z. Zhou, L. Qi, X. Yang, D. Ni, and Y. Shi, "Generalizable cross-modality medical image segmentation via style augmentation and dual normalization," in *IEEE/CVF Conference on Computer Vision and Pattern Recognition, CVPR 2022, New Orleans, LA, USA, June 18-24, 2022*. IEEE, 2022, pp. 20 824–20 833.
- [5] C. Lin, K. Lin, L. Li, L. Wang, and Z. Liu, "Cross-modal representation learning for zero-shot action recognition," *CoRR*, vol. abs/2205.01657, 2022.
- [6] M. Munaro, A. Basso, A. Fossati, L. Van Gool, and E. Menegatti, "3d reconstruction of freely moving persons for re-identification with a depth sensor," in *2014 IEEE international conference on robotics and automation (ICRA)*. IEEE, 2014, pp. 4512–4519.
- [7] T. Zhou, D.-P. Fan, M.-M. Cheng, J. Shen, and L. Shao, "Rgb-d salient object detection: A survey," *Computational Visual Media*, vol. 7, pp. 37–69, 2021.
- [8] A. Chang, A. Dai, T. Funkhouser, M. Halber, M. Niessner, M. Savva, S. Song, A. Zeng, and Y. Zhang, "Matterport3d: Learning from rgb-d data in indoor environments," *arXiv preprint arXiv:1709.06158*, 2017.
- [9] J. Sun, L. Zhang, Y. Zha, A. Gonzalez-Garcia, P. Zhang, W. Huang, and Y. Zhang, "Unsupervised cross-modal distillation for thermal infrared tracking," in *Proceedings of the 29th ACM International Conference on Multimedia*, 2021, pp. 2262–2270.
- [10] F. Hafner, A. Bhuiyan, J. F. Kooij, and E. Granger, "A cross-modal distillation network for person re-identification in rgb-depth," *arXiv preprint arXiv:1810.11641*, 2018.
- [11] L. Wang, Y. Chae, S.-H. Yoon, T.-K. Kim, and K.-J. Yoon, "Evdistill: Asynchronous events to end-task learning via bidirectional reconstruction-guided cross-modal knowledge distillation," in *Proceedings of the IEEE/CVF Conference on Computer Vision and Pattern Recognition*, 2021, pp. 608–619.
- [12] R. Li, Q. Jiao, W. Cao, H.-S. Wong, and S. Wu, "Model adaptation: Unsupervised domain adaptation without source data," in *Proceedings of the IEEE/CVF conference on computer vision and pattern recognition*, 2020, pp. 9641–9650.
- [13] Y. Liu, W. Zhang, and J. Wang, "Source-free domain adaptation for semantic segmentation," in *Proceedings of the IEEE/CVF Conference on Computer Vision and Pattern Recognition*, 2021, pp. 1215–1224.
- [14] S. Gupta, J. Hoffman, and J. Malik, "Cross modal distillation for supervision transfer," in *Proceedings of the IEEE conference on computer vision and pattern recognition*, 2016, pp. 2827–2836.
- [15] N. C. Garcia, S. A. Bargal, V. Ablavsky, P. Morerio, V. Murino, and S. Sclaroff, "Dmcl: Distillation multiple choice learning for multimodal action recognition," *arXiv preprint arXiv:1912.10982*, 2019.
- [16] N. Sayed, B. Brattoli, and B. Ommer, "Cross and learn: Cross-modal self-supervision," in *Pattern Recognition: 40th German Conference, GCPR 2018, Stuttgart, Germany, October 9-12, 2018, Proceedings 40*. Springer, 2019, pp. 228–243.
- [17] J. Hoffman, S. Gupta, J. Leong, S. Guadarrama, and T. Darrell, "Cross-modal adaptation for rgb-d detection," in *2016 IEEE international conference on robotics and automation (ICRA)*. IEEE, 2016, pp. 5032–5039.
- [18] A. Creswell, T. White, V. Dumoulin, K. Arulkumaran, B. Sengupta, and A. A. Bharath, "Generative adversarial networks: An overview," *IEEE signal processing magazine*, vol. 35, no. 1, pp. 53–65, 2018.
- [19] A. Razavi, A. Van den Oord, and O. Vinyals, "Generating diverse high-fidelity images with vq-vae-2," *Advances in neural information processing systems*, vol. 32, 2019.
- [20] P. Esser, R. Rombach, and B. Ommer, "Taming transformers for high-resolution image synthesis," in *Proceedings of the IEEE/CVF conference on computer vision and pattern recognition*, 2021, pp. 12 873–12 883.
- [21] S. M. Ahmed, D. S. Raychaudhuri, S. Paul, S. Oymak, and A. K. Roy-Chowdhury, "Unsupervised multi-source domain adaptation without access to source data," in *Proceedings of the IEEE/CVF conference on computer vision and pattern recognition*, 2021, pp. 10 103–10 112.
- [22] J. Liang, D. Hu, and J. Feng, "Do we really need to access the source data? source hypothesis transfer for unsupervised domain adaptation," in *Proceedings of the 37th International Conference on Machine Learning, ICML 2020, 13-18 July 2020, Virtual Event*, ser. Proceedings of Machine Learning Research, vol. 119. PMLR, 2020, pp. 6028–6039.
- [23] S. Song, S. P. Lichtenberg, and J. Xiao, "Sun rgb-d: A rgb-d scene understanding benchmark suite," in *Proceedings of the IEEE conference on computer vision and pattern recognition*, 2015, pp. 567–576.
- [24] J. Cho, D. Min, Y. Kim, and K. Sohn, "Deep monocular depth estimation leveraging a large-scale outdoor stereo dataset," *Expert Systems with Applications*, vol. 178, p. 114877, 2021.
- [25] M. Brown and S. Süsstrunk, "Multi-spectral sift for scene category recognition," in *CVPR 2011*. IEEE, 2011, pp. 177–184.
- [26] S. Ben-David, J. Blitzer, K. Crammer, and F. Pereira, "Analysis of representations for domain adaptation," in *Advances in Neural Information Processing Systems 19, Proceedings of the Twentieth Annual Conference on Neural Information Processing Systems, Vancouver, British Columbia, Canada, December 4-7, 2006*. MIT Press, 2006, pp. 137–144.
- [27] S. J. Pan and Q. Yang, "A survey on transfer learning," *IEEE Trans. Knowl. Data Eng.*, vol. 22, no. 10, pp. 1345–1359, 2010.
- [28] J. Zhu, F. Ye, Q. Xiao, P. Guo, Y. Zhang, and Q. Yang, "A unified framework for unsupervised domain adaptation based on instance weighting," *arXiv preprint arXiv:2312.05024*, 2023.
- [29] J. Zhu, H. Bai, and L. Wang, "Patch-mix transformer for unsupervised domain adaptation: A game perspective," *arXiv preprint arXiv:2303.13434*, 2023.
- [30] X. Zheng, J. Zhu, Y. Liu, Z. Cao, C. Fu, and L. Wang, "Both style and distortion matter: Dual-path unsupervised domain adaptation for panoramic semantic segmentation," in *Proceedings of the IEEE/CVF Conference on Computer Vision and Pattern Recognition*, 2023, pp. 1285–1295.
- [31] P. Guo, J. Zhu, and Y. Zhang, "Selective partial domain adaptation," in *BMVC*, 2022, p. 420.
- [32] J. Liang, D. Hu, and J. Feng, "Do we really need to access the source data? source hypothesis transfer for unsupervised domain adaptation," in *International Conference on Machine Learning*. PMLR, 2020, pp. 6028–6039.

- [33] J. Liang, D. Hu, Y. Wang, R. He, and J. Feng, "Source data-absent unsupervised domain adaptation through hypothesis transfer and labeling transfer," *IEEE Transactions on Pattern Analysis and Machine Intelligence*, vol. 44, no. 11, pp. 8602–8617, 2021.
- [34] N. Ding, Y. Xu, Y. Tang, C. Xu, Y. Wang, and D. Tao, "Source-free domain adaptation via distribution estimation," in *Proceedings of the IEEE/CVF Conference on Computer Vision and Pattern Recognition*, 2022, pp. 7212–7222.
- [35] S. Yang, Y. Wang, J. Van De Weijer, L. Herranz, and S. Jui, "Generalized source-free domain adaptation," in *Proceedings of the IEEE/CVF International Conference on Computer Vision*, 2021, pp. 8978–8987.
- [36] L. Wang and K.-J. Yoon, "Knowledge distillation and student-teacher learning for visual intelligence: A review and new outlooks," *IEEE Transactions on Pattern Analysis and Machine Intelligence*, 2021.
- [37] L. Beyer, X. Zhai, A. Royer, L. Markeeva, R. Anil, and A. Kolesnikov, "Knowledge distillation: A good teacher is patient and consistent," in *Proceedings of the IEEE/CVF conference on computer vision and pattern recognition*, 2022, pp. 10925–10934.
- [38] G. Chen, W. Choi, X. Yu, T. Han, and M. Chandraker, "Learning efficient object detection models with knowledge distillation," *Advances in neural information processing systems*, vol. 30, 2017.
- [39] G. Hinton, O. Vinyals, and J. Dean, "Distilling the knowledge in a neural network," *arXiv preprint arXiv:1503.02531*, 2015.
- [40] B. Zhao, Q. Cui, R. Song, Y. Qiu, and J. Liang, "Decoupled knowledge distillation," in *Proceedings of the IEEE/CVF Conference on computer vision and pattern recognition*, 2022, pp. 11953–11962.
- [41] J. Zhu, Y. Luo, X. Zheng, H. Wang, and L. Wang, "A good student is cooperative and reliable: Cnn-transformer collaborative learning for semantic segmentation," in *Proceedings of the IEEE/CVF International Conference on Computer Vision*, 2023, pp. 11720–11730.
- [42] N. Komodakis and S. Zagoruyko, "Paying more attention to attention: improving the performance of convolutional neural networks via attention transfer," in *ICLR*, 2017.
- [43] A. Romero, N. Ballas, S. E. Kahou, A. Chassang, C. Gatta, and Y. Bengio, "Fitnets: Hints for thin deep nets," *arXiv preprint arXiv:1412.6550*, 2014.
- [44] C. Shu, Y. Liu, J. Gao, Z. Yan, and C. Shen, "Channel-wise knowledge distillation for dense prediction," in *Proceedings of the IEEE/CVF International Conference on Computer Vision*, 2021, pp. 5311–5320.
- [45] T. Wang, L. Yuan, X. Zhang, and J. Feng, "Distilling object detectors with fine-grained feature imitation," in *Proceedings of the IEEE/CVF Conference on Computer Vision and Pattern Recognition*, 2019, pp. 4933–4942.
- [46] Y. Liu, J. Cao, B. Li, C. Yuan, W. Hu, Y. Li, and Y. Duan, "Knowledge distillation via instance relationship graph," in *Proceedings of the IEEE/CVF Conference on Computer Vision and Pattern Recognition*, 2019, pp. 7096–7104.
- [47] W. Park, D. Kim, Y. Lu, and M. Cho, "Relational knowledge distillation," in *Proceedings of the IEEE/CVF conference on computer vision and pattern recognition*, 2019, pp. 3967–3976.
- [48] Y. Tian, D. Krishnan, and P. Isola, "Contrastive representation distillation," *arXiv preprint arXiv:1910.10699*, 2019.
- [49] —, "Contrastive multiview coding," in *Computer Vision—ECCV 2020: 16th European Conference, Glasgow, UK, August 23–28, 2020, Proceedings, Part XI 16*. Springer, 2020, pp. 776–794.
- [50] P. Poklucar, M. Vasco, H. Yin, F. S. Melo, A. Paiva, and D. Kragic, "Geometric multimodal contrastive representation learning," in *International Conference on Machine Learning*. PMLR, 2022, pp. 17782–17800.
- [51] A. Ferreri, S. Bucci, and T. Tommasi, "Translate to adapt: Rgb-d scene recognition across domains," *arXiv preprint arXiv:2103.14672*, 2021.
- [52] D. Du, L. Wang, H. Wang, K. Zhao, and G. Wu, "Translate-to-recognize networks for rgb-d scene recognition," in *Proceedings of the IEEE/CVF Conference on Computer Vision and Pattern Recognition*, 2019, pp. 11836–11845.
- [53] A. Ayub and A. R. Wagner, "Centroid based concept learning for rgb-d indoor scene classification," *arXiv preprint arXiv:1911.00155*, 2019.
- [54] A. Van Den Oord, O. Vinyals *et al.*, "Neural discrete representation learning," *Advances in neural information processing systems*, vol. 30, 2017.
- [55] K. He, X. Zhang, S. Ren, and J. Sun, "Deep residual learning for image recognition," in *Proceedings of the IEEE conference on computer vision and pattern recognition*, 2016, pp. 770–778.
- [56] R. Xu, G. Li, J. Yang, and L. Lin, "Larger norm more transferable: An adaptive feature norm approach for unsupervised domain adaptation," in *Proceedings of the IEEE/CVF International Conference on Computer Vision*, 2019, pp. 1426–1435.
- [57] S. Ioffe and C. Szegedy, "Batch normalization: Accelerating deep network training by reducing internal covariate shift," in *International conference on machine learning*. pmlr, 2015, pp. 448–456.
- [58] I. Goodfellow, J. Pouget-Abadie, M. Mirza, B. Xu, D. Warde-Farley, S. Ozair, A. Courville, and Y. Bengio, "Generative adversarial networks," *Communications of the ACM*, vol. 63, no. 11, pp. 139–144, 2020.
- [59] V. Nair and G. E. Hinton, "Rectified linear units improve restricted boltzmann machines," in *Proceedings of the 27th international conference on machine learning (ICML-10)*, 2010, pp. 807–814.
- [60] O. Ronneberger, P. Fischer, and T. Brox, "U-net: Convolutional networks for biomedical image segmentation," in *Medical Image Computing and Computer-Assisted Intervention—MICCAI 2015: 18th International Conference, Munich, Germany, October 5-9, 2015, Proceedings, Part III 18*. Springer, 2015, pp. 234–241.
- [61] S. R. Dubey, S. K. Singh, and B. B. Chaudhuri, "Activation functions in deep learning: A comprehensive survey and benchmark," *Neurocomputing*, 2022.