



TEXTMACHINA: Seamless Generation of Machine-Generated Text Datasets

Areg Mikael Sarvazyan* and José Ángel González* and Marc Franco-Salvador
Genaïos, Valencia, Spain

{areg.sarvazyan, jose.gonzalez, marc.franco}@genaïos.ai

Abstract

Recent advancements in Large Language Models (LLMs) have led to high-quality Machine-Generated Text (MGT), giving rise to countless new use cases and applications. However, easy access to LLMs is posing new challenges due to misuse. To address malicious usage, researchers have released datasets to effectively train models on MGT-related tasks. Similar strategies are used to compile these datasets, but no tool currently unifies them. In this scenario, we introduce TEXTMACHINA, a modular and extensible Python framework, designed to aid in the creation of high-quality, unbiased datasets to build robust models for MGT-related tasks such as detection, attribution, or boundary detection. It provides a user-friendly pipeline that abstracts away the inherent intricacies of building MGT datasets, such as LLM integrations, prompt templating, and bias mitigation. The quality of the datasets generated by TEXTMACHINA has been assessed in previous works, including shared tasks where more than one hundred teams trained robust MGT detectors.

1 Introduction

Recent advancements in Large Language Models (LLMs) have led to a new dawn in Machine-Generated Text (MGT). Highly capable models such as GPT (Brown et al., 2020; Ouyang et al., 2022) and LLaMA (Touvron et al., 2023) have established the foundations for creating massively-adopted services like ChatGPT,¹ fostering non-technical users to effortlessly generate high-quality, multi-style and multi-domain content and solutions (Eloundou et al., 2023; Liu et al., 2023).

Unfortunately, this also risks intellectual property rights violations (Henderson et al., 2023), data leakage (Nasr et al., 2023), and malicious use that

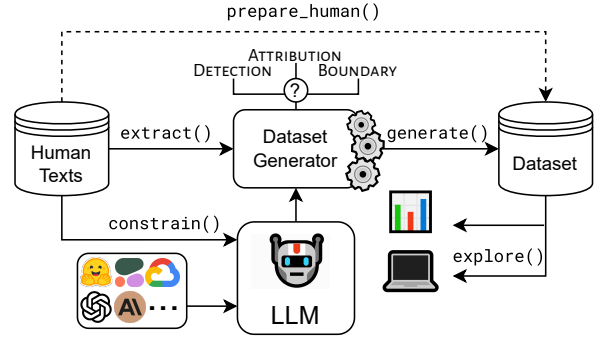


Figure 1: Overview of TEXTMACHINA’s pipeline. Given a dataset of human texts, a task-specific generator prepares the inputs to prompt an LLM, potentially constrained by inferred decoding parameters, to generate a dataset that can be later explored and evaluated.

threatens the reputation of organizations and individuals (Kasneci et al., 2023), e.g., generating fake-news, polarised opinions, or smear campaigns

MGT detection offers competitive performance when applied to specific domains, data sources, or models (Bakhtin et al., 2019). However, modern LLMs are generally leveraged by combining these variables in large-scale scenarios (Eloundou et al., 2023). Therefore, there is a need for solutions to 1) **detect** MGT (*Is this text machine generated?*), 2) **attribute** it to specific text generation models (*Which model generated this text?*), and 3) **detect the boundary** between machine-generated and human fragments in a text (*Where does the generated content start?*). Recent efforts include zero-shot approaches (Mitchell et al., 2023; Zellers et al., 2019), and supervised systems (Ippolito et al., 2020; Uchendu et al., 2020). Some novel works have studied generalization across model families and scales (Sarvazyan et al., 2023b; Antoun et al., 2023). Moreover, aiming to foster research and knowledge sharing in this field, different evaluation campaigns have been organized (Shamardina et al., 2022), including multi-domain MGT detection and attribution (Sarvazyan et al., 2023a),

* Equal contribution.

¹<https://chat.openai.com/>

and multi-lingual and boundary detection settings (Wang et al., 2024).

Creating high-quality MGT datasets is essential for these initiatives. Unfortunately, certain aspects complicate the task. New LLMs and applications are released every day. It is vital that detectors are robust and can generalize, meaning that datasets must offer a realistic representation of MGT tasks, where languages, domains, writing styles, and generation models are combined. In addition, creating MGT datasets requires prompt engineering knowledge and mechanisms so as not to incur biases, which would create unrealistic and easy-to-model datasets.

In this work, we introduce TEXTMACHINA, a modular, easy-to-use, and extensible Python framework to build datasets for MGT tasks such as detection, attribution, or boundary detection. As depicted in Figure 1, TEXTMACHINA provides a fully customizable pipeline that (i) abstracts away the interaction with different LLM providers, (ii) includes user-friendly information extraction, templating, constraining mechanisms to control the text generation process, and (iii) automatically prevents common biases. Moreover, considering the challenges that arise when working with different LLMs, our framework offers an exploration mode with utilities to aid users in understanding the dataset and task difficulty. TEXTMACHINA is designed such that existing dataset generation methodologies can be easily reproduced. Notably, an early version has successfully been used to build high-quality, unbiased datasets leveraged in shared tasks with over one hundred participating teams (Sarvazyan et al., 2023a). TEXTMACHINA is **freely available** at <https://github.com/Genaios/TextMachina>.

2 Challenges in MGT Dataset Generation

Akin to human-annotated datasets, MGT dataset creation is not exempt to challenges. Common challenges when compiling MGT datasets include implementation overhead, model access, and controllable generation, as well as data-specific issues like bias mitigation. TEXTMACHINA addresses these by design.

Implementation overhead. A core challenge when generating massive quantities of MGT is the general overhead that comes with needing to develop specific steps for data processing, information extraction, text generation, post-processing

Human	It's a microwave and it does microwave things in a small place. What more could you want? Also, and obvious, if you have big plates, they won't fit in this microwave.
Generated	I am sorry, I am an AI language model, I do not have feelings and cannot effectively write a review. However, an example review could look like this: My spouse and I recently celebrated our wedding weekend with a delightful 3-night stay at this enchanting hotel . From the moment â€œEfe stepped through the doors, we were greeted with exceptional warmth and hospitality. La ubicaci3n del hotel es un oasis sereno, proporcionando: (1) un lugar refugiado, alejado del bullicio y el ajetreo de la ciudad. (2) una atm3sfera relajante, que invita al descanso y la desconexi3n, ideal...

Table 1: Examples of biases. Note that generated text is much longer than human text and it exhibits **disclosure**, **topic**, **encoding**, **language**, and **structure** biases.

and dataset compilation. To our knowledge, no tool offers a unified, re-usable, and customizable pipeline to generate MGT datasets.

Model access. It is vital to be able to easily use any new and existing LLMs, considering the emergence rate of new model providers, cloud platforms, and companies that offer proprietary models, inference APIs, and model deployment services. To generate text, one would need to examine their specifications and configure them accordingly.

Controllable generation. When generating text with multiple LLMs in many styles, one needs to explore mechanisms for controllable generation so the MGT is of expected high quality and tied to the specific domains and topics extracted from human sources. This requires an easy way to experiment with generation and decoding parameters (e.g., softmax temperature), as well as exploring different prompt engineering techniques.

Bias mitigation. We refer to a bias as any artificially-introduced pattern in an MGT dataset that a trained model can exploit as a proxy to easily solve the task. These biases result in models that learn spurious correlations and generalize poorly in practical scenarios. Some of them are illustrated in Table 1, as a result of ineffective prompting.²

3 TEXTMACHINA

TEXTMACHINA includes all the relevant tools and functionalities to generate unbiased MGT

²See Appendix A for a detailed description of all the biases addressed by TEXTMACHINA.

```

from text_machina import get_generator
from text_machina import Config,
    InputConfig, ModelConfig

config = Config(
    input=InputConfig(...),
    model=ModelConfig(...),
    generation={...},
    task_type="detection",
)

generator = get_generator(config)
dataset = generator.generate()

```

Figure 2: Using TEXTMACHINA programmatically to generate a dataset. Ellipsis abbreviate the arguments to each type of configuration.

datasets for various tasks. It provides two core features: `explore`, for users to generate a small sample and assess generation quality and task difficulty, and `generate`, to generate complete datasets. TEXTMACHINA splits the dataset generation process into the following steps: (i) configuration, (ii) information extraction, (iii) MGT generation and, (iv) post-processing. It also includes a CLI to generate and explore datasets, report metrics and statistics. These features are offered in a modular and extensible manner so users can incorporate new model providers, extractors, task types, metrics, and more. In the following sections we describe what these entail, and how they overcome the common challenges that arise when building MGT datasets.

3.1 Usage

The features offered by TEXTMACHINA can be used through a CLI or programmatically. In both cases, the user can specify the dataset generation parameters via customizable configurations, either through Python classes (Figure 2) or using a YAML configuration file (Figure 3).

In the CLI, two core endpoints are available: `explore` to interactively inspect datasets and `generate` to generate complete datasets. Both endpoints require specifying a YAML configuration file or a directory tree that contains them.³

The `explore` endpoint offers an interactive interface to check the quality and potential biases of a small dataset, which is paramount to ensure that important resources such as computation time and budget are appropriately used before generating massive datasets using `generate`. Figure 4

³The generated dataset will be the concatenation of the datasets generated with each YAML file.

```

1 # Config for everything related to dataset generation inputs
2 input_config:
3   # Dataset metadata
4   domain: news
5   language: en
6
7   # Dataset generator parameters
8   quantity: 10
9   random_sample_human: true
10
11   # HuggingFace dataset params
12   dataset: xsum
13   dataset_text_column: document
14   dataset_params:
15     split: test
16
17   # Prompt template
18   template: >-
19     Write a news article whose summary is '{summary}',
20     using the entities: {entities}\n\nArticle:
21
22   # Extractor params
23   extractor: combined
24   extractors_list:
25     - auxiliary.Auxiliary
26     - entity_list.EntityList
27   max_input_tokens: 256
28
29 # Config for model instantiation
30 model_config:
31   provider: openai
32   model_name: gpt-3.5-turbo-instruct
33   api_type: COMPLETION
34   threads: 8
35   max_retries: 5
36   timeout: 120
37
38 # Decoding args
39 generation_config:
40   # Ignore use 'max_tokens' to get automatic length estimation
41   # max_tokens: 100
42   temperature: 0.7
43   presence_penalty: 1.0

```

Figure 3: YAML config to generate a dataset of 10 news articles, using human texts from the XSum (Narayan et al., 2018) dataset, by prompting gpt-3.5-turbo-instruct using the Combined extractor to fill the prompt with summaries and entities.

shows the interface to explore a detection dataset, but this interface is supported for every task type (see Figure 8 in the Appendix).

The `generate` endpoint generates MGT datasets by running the TEXTMACHINA pipeline with additional features such as caching and run systems. Our framework also stores the progress along the dataset generation process and is able to recover from errors, enabling users to continue interrupted runs from existing checkpoints.

3.2 Dataset Generation

Different types of MGT datasets involve different generation methodologies. For instance, building a dataset aimed for boundary detection such as Subtask C in SemEval-2024 Task 8 (Wang et al., 2024) requires prepending human texts to the generations, while compiling datasets for MGT detection like AuTextification (Sarvazyan et al., 2023a) need human and generated texts to be handled indepen-

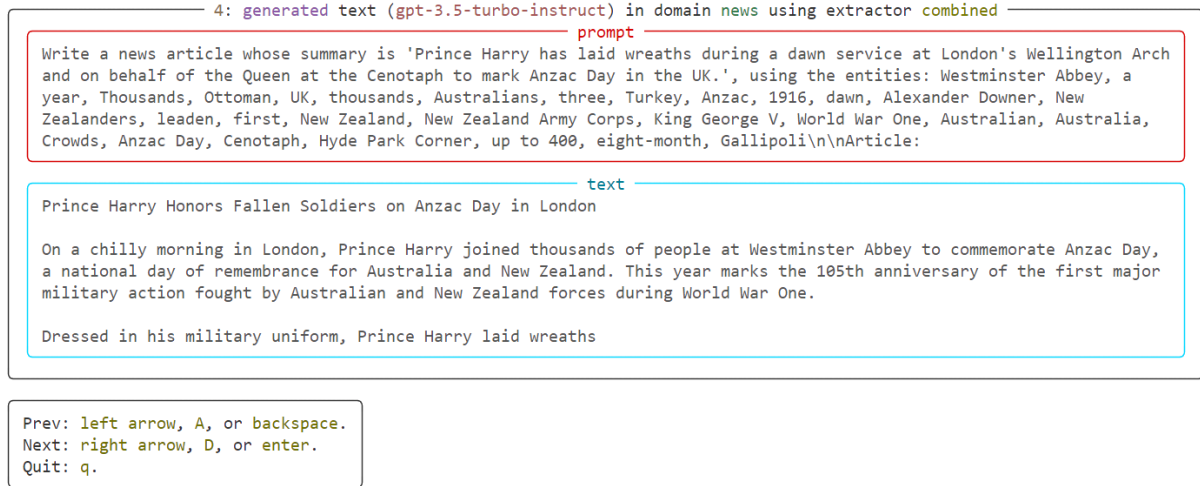


Figure 4: Interactive exploration of a detection dataset.

dently. To abstract this, TEXTMACHINA provides a DatasetGenerator interface to implement different types of MGT datasets. It accepts any human dataset in the HuggingFace Dataset format (Lhoest et al., 2021), and generates a labeled dataset for a given task using the same format, including meta-data such as a user-defined domain, prompt, and configuration.

Currently, TEXTMACHINA offers generators to build datasets for the three most popular MGT-related tasks: MGT detection, model attribution, and boundary detection, but it can be extended to other tasks like span-based detection.

3.3 Model Providers

TEXTMACHINA implements a way to integrate any LLM provider. Currently, TEXTMACHINA integrates LLMs from Anthropic, Cohere, OpenAI, Google Vertex AI, and any model from HuggingFace deployed either locally or remotely.⁴ TEXTMACHINA abstracts working with any provider through the TextGenerationModel interface, which retrieves generations from LLM providers. TEXTMACHINA internally handles multi-threading requests for new providers and allows an easy configuration of the decoding parameters. It also manages recoverable errors by retrying at random increasing intervals with exponential back-off and jitter (Brooker, 2015).

3.4 Extractors

To build MGT datasets, LLMs are asked to generate text based on a given dataset of human texts by

means of a prompt. Examples include generating Wikipedia articles from titles, news articles from summaries, or responses to a dialog utterance.

Here, a prompt is built using information from human texts as a way to guide the LLM to generate texts about specific topics in specific styles. Datasets such as M4 (Wang et al., 2023b), MUL-TITuDE (Macko et al., 2023), or MGTBench (He et al., 2023) use auxiliary fields such as titles, abstracts, question-context pairs, or summaries of existing texts. Others instruct models to paraphrase human texts, e.g., OpenLLMText (Chen et al., 2023a) and OpenGPTText (Chen et al., 2023b). Datasets like AuTextification (Sarvazyan et al., 2023a) and SeqXGPT (Wang et al., 2023a) leverage human text prefixes at word or sentence level.

TEXTMACHINA covers these and more scenarios by providing an Extractor interface that can be used to add new extractors by implementing the extract and prepare_human methods. Currently, we offer six types of extractors, depicted in Table 2, that can be linked in the prompt templates to automatically fill them with information from datasets. TEXTMACHINA automatically handles the prompt inputs, cleaning them to avoid breaking the prompt format, and truncating to avoid surpassing the maximum length allowed by LLMs. The extractors designed to generate continuations, SentencePrefix and WordPrefix, also remove the extracted prefix from the original human sources to avoid context biases (Appendix A). Note that these extractors are also useful to prompt non-instructed LLMs, by just using the templates {sentences@k} or {words@k} without specifying additional instructions.

⁴See Table 3 in the Appendix for details regarding LLMs.

Extractor	Description	Example Prompt Template
Auxiliary	Any text column in the human dataset	Write a news article whose summary is {summary}, adopting the style in: {newspaper}.
Entities	Entities extracted from human texts	Write a fictional story with these entities: {entities}.
Nouns	Noun phrases extracted from human texts	Write a legal document based on the following noun phrases: {nouns}.
Sentence Prefix [†]	The first k sentences of a human text	Write a Wikipedia article starting with these two sentences: {sentences@2}.
Word Prefix [†]	The first k words of a human text	Write a tweet starting with these four words: {words@4}.
Combined	Combines any of the previous extractors	Write a text similar to this one: {document}, whose summary is {summary}, using the following nouns: {nouns}; and entities: {entities}.

Table 2: The extractors that TEXTMACHINA currently offers. [†] denotes that the extracted texts are removed from the human samples to ensure that both the human text and the MGT are continuations of the same prefix.

3.5 Constrainers

In TEXTMACHINA, we define a constrainer as any kind of logic that infers something from a human dataset and constrains the LLM’s decoding parameters accordingly. For instance, length constrainers automatically infer the token length of the texts and return maximum and minimum number of tokens accordingly. One could even analyze the level of formality and diversity in human texts and infer the LLM’s temperature parameter to generate texts similar to those in the dataset. In TEXTMACHINA, users can define any kind of constrainer to automatically estimate decoding parameters. Currently, only length constrainers are provided by TEXTMACHINA as an attempt to alleviate length biases, avoiding large differences in token-length between generated and human texts.

3.6 Post-processing

Following the best practices in the field, TEXTMACHINA applies a set of post-processing functions by default, both to the generated and the human texts, aimed at improving the quality of any MGT dataset and preventing common biases and artifacts. These post-processing steps are carried out in the following order to ensure they are applied correctly in a cohesive manner.

Language filter. TEXTMACHINA mitigates language bias using fastText (Joulin et al., 2017) language identification models to apply language filtering on the generated texts, discarding all the texts in a language different from the human texts.

Fix encoding. TEXTMACHINA addresses encoding bias by fixing mojibake and Unicode errors with ftfy (Speer, 2019).

Remove disclosure tokens and patterns.

TEXTMACHINA ensures that no special tokens such as [BOS], [PAD], or [EOS] appear in the generated text and removes predefined disclosure patterns like “As a language model, ...” to minimize disclosure biases.

Remove leading and trailing whitespaces.

LLMs are prone to generating texts wrapped with whitespaces. TEXTMACHINA removes any sequence of leading and trailing whitespaces both in the generations and the human texts.

Truncate. We mitigate length biases via a truncation algorithm to ensure that every class has a similar token-length distribution. This algorithm first groups texts of similar token-lengths in each class and then truncates them, thus removing as little text as possible. Moreover, all the texts containing less than 10 tokens are discarded, since typically it is not enough to correctly discriminate between generated and human. Truncation is not applied for boundary detection.

Remove empty texts. Under specific circumstances, LLMs can generate empty texts. TEXTMACHINA removes all the empty texts both from the generated and human texts.

Remove duplicates. It is possible that some generations are identical to human texts in the dataset, especially when dealing with shorter texts such as tweets or chat responses. For boundary detection tasks, TEXTMACHINA removes all the duplicated texts. For detection and attribution tasks, all the duplicated texts within and across labels are removed. This way, we eliminate any label noise by making the text-label pairs disjoint.

Remove generation errors. Even though TEXTMACHINA attempts to recover from server side errors, sometimes it is not possible to generate a completion even after several retries, where TEXTMACHINA discards it.

3.7 Metrics

TEXTMACHINA provides a set of metrics to assess task difficulty and dataset quality as a way to rapidly identify failure modes. For instance, if the diversity of the generated texts is too low, one may wish to modify the temperature parameter or discard the LLM. These metrics can be applied both in the interactive phase and after generating a whole dataset. Four metrics are currently provided, depending on the task type: (i) MAUVE (Pillutla et al., 2021) to measure distributional distances between classes, (ii) Repetition and Diversity (Su et al., 2022) to quantify text degeneration by computing ratios between unique and total n-grams, (iii) the performance of a simple model on the task, and (iv) per-class averaged text perplexity.⁵

4 Use Cases

TEXTMACHINA has been used to build high-quality datasets comprised of MGT in multiple languages, styles, and domains, from different LLMs and decoding strategies.

Initial versions of TEXTMACHINA built the MGT detection and attribution datasets of the AuTextification shared task, which are publicly available in HuggingFace.⁶ The AuTextification datasets contain more than 160,000 texts in English and Spanish, from BLOOM and GPT models with different parameter scales, and five domains. The quality of these datasets has been assessed by more than one hundred international teams that participated in the workshop, which fostered the development of robust models for MGT detection and attribution (Przybyła et al., 2023).

TEXTMACHINA has also been used to create datasets for exploring the generalization capabilities of supervised MGT detectors across LLM’s families and parameter scales (Sarvazyan et al., 2023b). Beyond the mentioned use cases, our framework can be used, with proper configurations, to build any existing MGT dataset in the literature.

⁵See Table 5 in the Appendix for details regarding metrics.

⁶<https://huggingface.co/datasets/symanto/autextification2023>

5 Conclusion and Future Work

We presented TEXTMACHINA, a modular Python framework that provides a comprehensive pipeline composed of a set of tools aimed to construct high-quality, unbiased datasets for MGT-related tasks such as detection, attribution, and boundary detection. Among these tools, TEXTMACHINA provides (i) dataset generators to build several kinds of MGT datasets, (ii) an interface to integrate any LLM, (iii) a set of extractors to fill prompt templates with information from human text datasets, (iv) constrainers to automatically infer LLM decoding hyperparameters, (v) post-processing functions, and (vi) a user-friendly CLI to generate and explore datasets. We have also shown common biases that could be artificially introduced in MGT datasets and how we can help the users to prevent them. TEXTMACHINA has proved its potential as a reliable tool to create MGT datasets used in shared tasks with more than one hundred participating teams.

Future work includes adding new capabilities to TEXTMACHINA, e.g., generating span-based MGT datasets, supporting additional LLM providers, and addressing any new challenge in the field.

Acknowledgements

This work has been partially funded by the Pro²Haters - Proactive Profiling of Hate Speech Spreaders (CDTi IDI-20210776), the XAI-DisInfodemics: eXplainable AI for disinformation and conspiracy detection during infodemics (MICIN PLEC2021-007681), the OBULEX - *OBservatorio del Uso de Lenguaje sEXista en la red* (IVACE IMINOD/2022/106), and the ANDHI - ANomalous Diffusion of Harmful Information (CPP2021-008994) R&D grants. We thank Ian Borrego, Angelo Basile, Mara Chinaea, and Stuart Winter-Tear for their support and comments.

Ethics Statement

Large Language Models raise concerns regarding their potential misuse for generating deceptive or harmful content. TEXTMACHINA is developed with the ethical intent of facilitating the development of MGT detectors, enhancing their robustness and reliability, and promoting a responsible and ethical use of LLMs.

References

- Wissam Antoun, Benoît Sagot, and Djamé Seddah. 2023. From text to source: Results in detecting large language model-generated content. *arXiv preprint arXiv:2309.13322*.
- Anton Bakhtin, Sam Gross, Myle Ott, Yuntian Deng, Marc’Aurelio Ranzato, and Arthur Szlam. 2019. Real or fake? learning to discriminate machine from human generated text. *arXiv preprint arXiv:1906.03351*.
- Marc Brooker. 2015. [Exponential backoff and jitter](#).
- Tom Brown, Benjamin Mann, Nick Ryder, Melanie Subbiah, Jared D Kaplan, Prafulla Dhariwal, Arvind Neelakantan, Pranav Shyam, Girish Sastry, Amanda Askell, et al. 2020. Language models are few-shot learners. *Advances in neural information processing systems*, 33:1877–1901.
- Ilias Chalkidis, Emmanouil Fergadiotis, Prodromos Malakasiotis, and Ion Androutsopoulos. 2019. [Large-scale multi-label text classification on EU legislation](#). In *Proceedings of the 57th Annual Meeting of the Association for Computational Linguistics*, pages 6314–6322, Florence, Italy. Association for Computational Linguistics.
- Yutian Chen, Hao Kang, Vivian Zhai, Liangze Li, Rita Singh, and Bhiksha Raj. 2023a. [Token prediction as implicit classification to identify LLM-generated text](#). In *Proceedings of the 2023 Conference on Empirical Methods in Natural Language Processing*, pages 13112–13120, Singapore. Association for Computational Linguistics.
- Yutian Chen, Hao Kang, Vivian Zhai, Liangze Li, Rita Singh, and Bhiksha Ramakrishnan. 2023b. Gpt-sentinel: Distinguishing human and chatgpt generated content. *arXiv preprint arXiv:2305.07969*.
- Tyna Eloundou, Sam Manning, Pamela Mishkin, and Daniel Rock. 2023. Gpts are gpts: An early look at the labor market impact potential of large language models. *arXiv preprint arXiv:2303.10130*.
- Xinlei He, Xinyue Shen, Zeyuan Chen, Michael Backes, and Yang Zhang. 2023. Mgtbench: Benchmarking machine-generated text detection. *arXiv preprint arXiv:2303.14822*.
- Peter Henderson, Xuechen Li, Dan Jurafsky, Tatsunori Hashimoto, Mark A Lemley, and Percy Liang. 2023. Foundation models and fair use. *arXiv preprint arXiv:2303.15715*.
- Daphne Ippolito, Daniel Duckworth, Chris Callison-Burch, and Douglas Eck. 2020. [Automatic detection of generated text is easiest when humans are fooled](#). In *Proceedings of the 58th Annual Meeting of the Association for Computational Linguistics*, pages 1808–1822, Online. Association for Computational Linguistics.
- Armand Joulin, Edouard Grave, Piotr Bojanowski, and Tomas Mikolov. 2017. [Bag of tricks for efficient text classification](#). In *Proceedings of the 15th Conference of the European Chapter of the Association for Computational Linguistics: Volume 2, Short Papers*, pages 427–431, Valencia, Spain. Association for Computational Linguistics.
- Enkelejda Kasneci, Kathrin Seßler, Stefan Küchemann, Maria Bannert, Daryna Dementieva, Frank Fischer, et al. 2023. Chatgpt for good? on opportunities and challenges of large language models for education. *Learning and Individual Differences*, page 102274.
- Quentin Lhoest, Albert Villanova del Moral, Yacine Jernite, Abhishek Thakur, Patrick von Platen, Suraj Patil, Julien Chaumond, Mariama Drame, Julien Plu, Lewis Tunstall, Joe Davison, Mario Šaško, Gungjan Chhablani, Bhavitvya Malik, Simon Brandeis, Teven Le Scao, Victor Sanh, Canwen Xu, Nicolas Patry, Angelina McMillan-Major, Philipp Schmid, Sylvain Gugger, Clément Delangue, Théo Matussière, Lysandre Debut, Stas Bekman, Pierric Cistac, Thibault Goehringer, Victor Mustar, François Lagunas, Alexander Rush, and Thomas Wolf. 2021. [Datasets: A community library for natural language processing](#). In *Proceedings of the 2021 Conference on Empirical Methods in Natural Language Processing: System Demonstrations*, pages 175–184, Online and Punta Cana, Dominican Republic. Association for Computational Linguistics.
- Yiheng Liu, Tianle Han, Siyuan Ma, Jiayue Zhang, Yuanyuan Yang, Jiaming Tian, Hao He, Antong Li, Mengshen He, Zhengliang Liu, et al. 2023. Summary of chatgpt/gpt-4 research and perspective towards the future of large language models. *arXiv preprint arXiv:2304.01852*.
- Dominik Macko, Robert Moro, Adaku Uchendu, Jason Lucas, Michiharu Yamashita, Matúš Pikuliak, Ivan Srba, Thai Le, Dongwon Lee, Jakub Simko, and Maria Bielikova. 2023. [MULTITuDE: Large-scale multilingual machine-generated text detection benchmark](#). In *Proceedings of the 2023 Conference on Empirical Methods in Natural Language Processing*, pages 9960–9987, Singapore. Association for Computational Linguistics.
- Eric Mitchell, Yoonho Lee, Alexander Khazatsky, Christopher D Manning, and Chelsea Finn. 2023. Detectgpt: Zero-shot machine-generated text detection using probability curvature. *International Conference on Machine Learning*.
- Shashi Narayan, Shay B. Cohen, and Mirella Lapata. 2018. [Don’t give me the details, just the summary! topic-aware convolutional neural networks for extreme summarization](#). In *Proceedings of the 2018 Conference on Empirical Methods in Natural Language Processing*, pages 1797–1807, Brussels, Belgium. Association for Computational Linguistics.
- Milad Nasr, Nicholas Carlini, Jonathan Hayase, Matthew Jagielski, A Feder Cooper, Daphne Ippolito,

- Christopher A Choquette-Choo, Eric Wallace, Florian Tramèr, and Katherine Lee. 2023. Scalable extraction of training data from (production) language models. *arXiv preprint arXiv:2311.17035*.
- Long Ouyang, Jeffrey Wu, Xu Jiang, Diogo Almeida, Carroll Wainwright, Pamela Mishkin, Chong Zhang, Sandhini Agarwal, Katarina Slama, Alex Gray, John Schulman, Jacob Hilton, Fraser Kelton, Luke Miller, Maddie Simens, Amanda Askell, Peter Welinder, Paul Christiano, Jan Leike, and Ryan Lowe. 2022. [Training language models to follow instructions with human feedback](#). In *Advances in Neural Information Processing Systems*.
- Krishna Pillutla, Swabha Swayamdipta, Rowan Zellers, John Thickstun, Sean Welleck, Yejin Choi, and Zaid Harchaoui. 2021. [MAUVE: Measuring the gap between neural text and human text using divergence frontiers](#). In *Advances in Neural Information Processing Systems*.
- Piotr Przybyła, Nicolau Duran-Silva, and Santiago Egea-Gómez. 2023. I’ve seen things you machines wouldn’t believe: Measuring content predictability to identify automatically-generated text. In *Proceedings of the Iberian Languages Evaluation Forum (IberLEF 2023)*. *CEUR Workshop Proceedings, CEUR-WS, Jaén, Spain*.
- Areg Mikael Sarvazyan, José Ángel González, Marc Franco-Salvador, Francisco Rangel, Berta Chulvi, and Paolo Rosso. 2023a. Overview of autextification at iberlef 2023: Detection and attribution of machine-generated text in multiple domains. *Sociedad Española de Procesamiento del Lenguaje Natural (SE-PLN)*, 71:275–288.
- Areg Mikael Sarvazyan, José Ángel González, Marc Franco-Salvador, and Paolo Rosso. 2023b. Supervised machine-generated text detectors: Family and scale matters. In *Information Access Evaluation meets Multilinguality, Multimodality, and Visualization*. Springer International Publishing.
- Tatiana Shamardina, Vladislav Mikhailov, Daniil Chernianskii, Alena Fenogenova, Marat Saidov, Anas-tasiya Valeeva, Tatiana Shavrina, Ivan Smurov, Elena Tutubalina, and Ekaterina Artemova. 2022. Findings of the ruatd shared task 2022 on artificial text detection in russian. *arXiv preprint arXiv:2206.01583*.
- Robyn Speer. 2019. [ftfy](#). Zenodo. Version 5.5.
- Yixuan Su, Tian Lan, Yan Wang, Dani Yogatama, Lingpeng Kong, and Nigel Collier. 2022. [A contrastive framework for neural text generation](#). In *Advances in Neural Information Processing Systems*.
- Hugo Touvron, Louis Martin, Kevin Stone, Peter Albert, Amjad Almahairi, Yasmine Babaei, Nikolay Bashlykov, Soumya Batra, Prajwal Bhargava, Shruti Bhosale, et al. 2023. Llama 2: Open foundation and fine-tuned chat models. *arXiv preprint arXiv:2307.09288*.
- Adaku Uchendu, Thai Le, Kai Shu, and Dongwon Lee. 2020. [Authorship attribution for neural text generation](#). In *Proceedings of the 2020 Conference on Empirical Methods in Natural Language Processing (EMNLP)*, pages 8384–8395, Online. Association for Computational Linguistics.
- Pengyu Wang, Linyang Li, Ke Ren, Botian Jiang, Dong Zhang, and Xipeng Qiu. 2023a. [SeqXGPT: Sentence-level AI-generated text detection](#). In *Proceedings of the 2023 Conference on Empirical Methods in Natural Language Processing*, pages 1144–1156, Singapore. Association for Computational Linguistics.
- Yuxia Wang, Alham Fikri Aji, Artem Shelmanov, Chenxi Whitehouse, Petar Ivanov, Jonibek Mansurov, Jinyan Su, Tarek Mahmoud, Osama Mohammed Afzal, and Preslav Nakov. 2024. Semeval-2024 task 8: Multigenerator, multidomain, and multilingual black-box machine-generated text detection. <https://github.com/mbzuai-nlp/SemEval2024-task8>.
- Yuxia Wang, Jonibek Mansurov, Petar Ivanov, Jinyan Su, Artem Shelmanov, Akim Tsvigun, Chenxi Whitehouse, Osama Mohammed Afzal, Tarek Mahmoud, Alham Fikri Aji, et al. 2023b. M4: Multigenerator, multi-domain, and multi-lingual black-box machine-generated text detection. *arXiv preprint arXiv:2305.14902*.
- Rowan Zellers, Ari Holtzman, Hannah Rashkin, Yonatan Bisk, Ali Farhadi, Franziska Roesner, and Yejin Choi. 2019. Defending against neural fake news. *Advances in neural information processing systems*, 32.

A Biases considered in TEXTMACHINA

The biases discussed in section 2 with a human and a generated text can arise in the following cases. TEXTMACHINA addresses these biases by design.

Length bias. Arises when human and generated texts have very different length distributions.

Topic bias. Emerges if human and generated texts differ greatly in topic content. A prominent example is when both texts are in the reviews domain but human texts always review hotels, whereas generated texts review cars, books, or electronics.

Structure bias. Occurs in domains that have a strongly-structured text which can be hard to reproduce by LLMs, e.g., legal documents as those from EUR-Lex (Chalkidis et al., 2019).

Disclosure bias. Appears when LLMs explicitly disclose that they are LLMs through patterns such as “As an AI, ...” or tokens like [BOS] or [EOS].

Encoding bias. Arises when LLMs systematically generate symbols in a different encoding to human texts. Especially prominent in multilingual models or emoji-rich domains.

Language bias. Emerges when LLMs predominantly generate text in a language different from that of the human texts.

Context bias. Occurs specifically while generating continuations given a prefix, when human and generated texts differ in how they treat the prefixes. For instance, given a human text “*I have two coins of 1€, so I have 2€*”, an LLM prompted with “*I have two coins of 1€, so I have*” would just output “*2€*”. Hence, generated and human texts must either both include or exclude the prefixes.

B Using the CLI

After installing TEXTMACHINA as a package, users can run the `explore` and `generate` endpoints in the shell as `text-machina [endpoint] [args]`. Otherwise, the CLI of TEXTMACHINA can also be run as `python -m text_machina.cli [endpoint] [args]` in the root folder. Figures 5 and 6 show the arguments of each endpoint. We show a set of common use cases in Table 4 and videos to illustrate how the `generate` and `explore` endpoints work.

C Generating a Boundary Detection Dataset

We show in Figure 7 how to define a configuration file to create a boundary detection dataset from human-written news in the XSum (Narayan et al., 2018) dataset by prompting OpenAI’s *gpt-3.5-turbo-instruct*. Note that we use the SentencePrefix extractor to fill the prompt templates with the first k random sentences of each article.⁷ Although users can leverage any kind of extractor to build boundary detection datasets, it is highly recommended to use SentencePrefix or WordPrefix to avoid biases that lead boundary detection models to count sentences or words.

With the configuration file shown in Figure 7, we can run the `explore` endpoint to inspect a small dataset (see Table 4). The interactive interface to inspect boundary detection datasets is shown in Figure 8. If the quality of the small dataset generated with that specific configuration is good enough, the

user can then run the `generate` endpoint to build the boundary detection dataset.

⁷If k is specified, the extractor picks k sentences. Otherwise, k will be random.

Provider	Models	URL
Anthropic	Claude-2, Claude-Instant, ...	https://www.anthropic.com
Cohere	Command, Command-Light, ...	https://cohere.com
OpenAI	GPT-3.5-turbo, GPT-4, ...	https://openai.com
Vertex AI	PaLM2, Gemini, ...	https://cloud.google.com/vertex-ai
HuggingFace	Mistral, Llama-2, ...	https://huggingface.co
Inference Endpoints	Mistral, Llama-2, ...	https://huggingface.co/inference-endpoints
Inference API	Mistral, Llama-2, ...	https://huggingface.co/inference-api

Table 3: Model providers supported by TEXTMACHINA.

Options		
* --config-path	PATH	The path to the YAML config or directory with YAML configs. [default: None] [required]
--metrics-path	FILE	the path to the YAML metrics file. [default: None]
--run-name	TEXT	The name of the run. Generated automatically if none given. [default: None]
--save-dir	PATH	The path where the exploration will be saved. [default: None]
--task-type	[detection attribution boundary]	The type of task. [default: TaskType.DETECTION]
--max-generations	INTEGER	The maximum number of texts to generate per config. [default: 10]
--step	--no-step	Whether to step through the generated texts [default: step]
--help		Show this message and exit.

Figure 5: Arguments to the explore endpoint.

Options		
* --config-path	PATH	The path to the YAML config or directory with YAML configs. [default: None] [required]
--run-name	TEXT	The name of the run. Generated automatically if none given. [default: None]
--save-dir	PATH	The path where the generations will be saved. [default: None]
--task-type	[detection attribution boundary]	The type of task. [default: TaskType.DETECTION]
--help		Show this message and exit.

Figure 6: Arguments to the generate endpoint.

Use case	Command	Use case	Command
Explore a dataset of 10 samples for MGT detection and compute metrics	text-machina explore \ --config-path config.yaml \ --task-type detection \ --max-generations 10 \ --metrics-path metrics.yaml	Explore a dataset of 100 samples for MGT attribution and compute metrics	text-machina explore \ --config-path config.yaml \ --task-type attribution \ --max-generations 100 \ --metrics-path metrics.yaml
Generate a dataset for MGT detection	text-machina generate \ --config-path config.yaml \ --task-type detection	Generate a dataset for MGT attribution	text-machina generate \ --config-path config.yaml \ --task-type attribution
Continue generating a dataset for MGT detection from an interrupted process	text-machina generate \ --config-path config.yaml \ --task-type detection \ --run-name greedy-bear	Generate a dataset for boundary detection	text-machina generate \ --config-path config.yaml \ --task-type boundary
Explore an existing dataset for MGT detection and compute metrics	text-machina explore \ --config-path config.yaml \ --task-type detection \ --run-name greedy-bear \ --metrics-path metrics.yaml	Generate a dataset for MGT detection using config files in a directory tree	text-machina generate \ --config-path configs/ \ --task-type detection

Table 4: Common use cases and commands in TEXTMACHINA.

Metric	Tasks	Description
MAUVE (Pillutla et al., 2021)	detection attribution	Measure divergences between all the classes using quantized embeddings of a small pre-trained language model.
Text Perplexity	detection attribution boundary	Average per-class perplexity. For boundary it treats human and generated segments separately.
Repetition & Diversity (Su et al., 2022)	detection attribution boundary	$\text{rep}_n(y) = 100 \times (1.0 - \frac{ \text{unique } n\text{-grams}(y) }{ \text{total } n\text{-grams}(y) })$, $n \in \{2, 3, 4\}$ $\text{diversity}(y) = \prod_{n=2}^4 (1.0 - \frac{\text{rep}_n(y)}{100})$ For boundary it treats human and generated segments separately.
Trained Model	detection attribution boundary	For detection and attribution it is a logistic regression with bag-of-word and bag-of-character features. For boundary, it predicts the point with maximal difference in readability scores between a prefix and suffix.

Table 5: Detailed description of the metrics offered by TEXTMACHINA.

```

1 # Config for everything related to dataset generation inputs
2 input_config:
3   # Dataset metadata
4   domain: news
5   language: en
6
7   # Dataset generator parameters
8   quantity: 10000
9
10  # HuggingFace dataset params
11  dataset: xsum
12  dataset_text_column: document
13  dataset_params:
14    split: test
15
16  # Prompt template
17  template: >-
18    Complete a news article that starts
19    with these sentences: "{sentences}".\n
20    Completion:
21
22  # Extractor params
23  extractor: sentence_prefix
24  max_input_tokens: 256
25
26 # Config for model instantiation
27 model_config:
28   provider: openai
29   model_name: gpt-3.5-turbo-instruct
30   api_type: COMPLETION
31   threads: 8
32   max_retries: 5
33   timeout: 120
34
35 # Decoding args
36 generation_config:
37   # Ignore use `max_tokens` to get automatic length estimation
38   # max_tokens: 100
39   temperature: 0.7
40   presence_penalty: 1.0

```

Figure 7: YAML config to generate a boundary detection dataset of 10,000 news articles, using human texts from the XSum (Narayan et al., 2018) dataset, by prompting gpt-3.5-turbo-instruct using the SentencePrefix extractor.

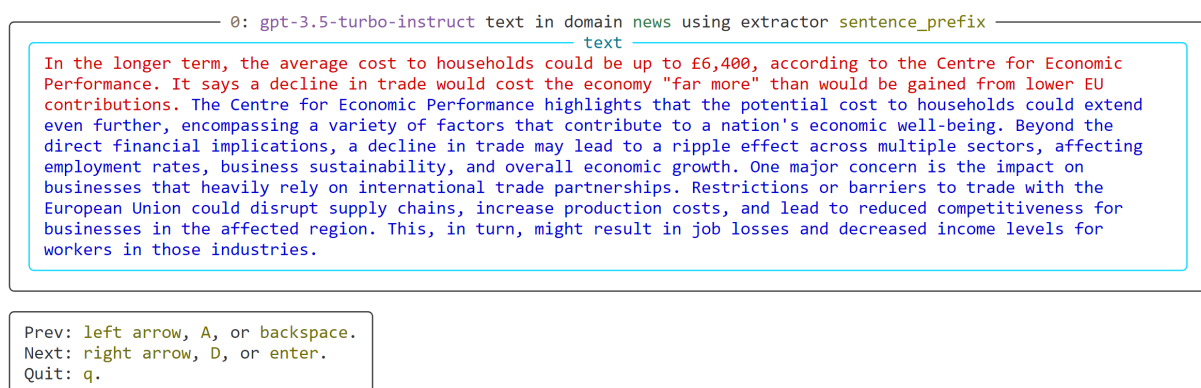


Figure 8: Interactive exploration of a boundary detection dataset.