

Universal Time-Series Representation Learning: A Survey

PATARA TRIRAT, YOOJU SHIN, JUNHYEOK KANG, YOUNGEUN NAM, JIHYE NA, MINYOUNG BAE, JOEUN KIM, BYUNGHYUN KIM, and JAE-GIL LEE*, KAIST, South Korea

Time-series data exists in every corner of real-world systems and services, ranging from satellites in the sky to wearable devices on human bodies. Learning representations by extracting and inferring valuable information from these time series is crucial for understanding the complex dynamics of particular phenomena and enabling informed decisions. With the learned representations, we can perform numerous downstream analyses more effectively. Among several approaches, deep learning has demonstrated remarkable performance in extracting hidden patterns and features from time-series data without manual feature engineering. This survey first presents a novel taxonomy based on three fundamental elements in designing state-of-the-art universal representation learning methods for time series. According to the proposed taxonomy, we comprehensively review existing studies and discuss their intuitions and insights into how these methods enhance the quality of learned representations. Finally, as a guideline for future studies, we summarize commonly used experimental setups and datasets and discuss several promising research directions. An up-to-date corresponding resource is available at <https://github.com/itouchz/awesome-deep-time-series-representations>.

CCS Concepts: • **Computing methodologies** → **Neural networks; Learning latent representations;** • **Mathematics of computing** → **Time series analysis;** • **Information systems** → *Data mining*.

Additional Key Words and Phrases: time series, representation learning, neural networks, temporal modeling

ACM Reference Format:

Patara Trirat, Yooju Shin, Junhyeok Kang, Youngeun Nam, Jihye Na, Minyoung Bae, Joeun Kim, Byunghyun Kim, and Jae-Gil Lee. 2024. Universal Time-Series Representation Learning: A Survey. 1, 1 (January 2024), 39 pages. <https://doi.org/10.1145/nnnnnnn.nnnnnnn>

1 INTRODUCTION

1.1 Background

A time series is a sequence of data points recorded in chronological order, reflecting the complex dynamics of particular variables or phenomena over time. Time-series data can represent various meaningful information across application domains at different time points, enabling informed decision-making and predictions, such as sensor readings in the Internet of Things [1, 2], measurements in cyber-physical systems [3, 4], fluctuation in stock markets [5, 6], and human activity on wearable devices [7, 8]. However, to extract and understand meaningful information from such complicated observations, we need a *mechanism to represent* these time series, which leads to the emergence of time-series representation research. Based on the new representations, we can effectively perform various downstream time-series analyses [9], e.g., forecasting [10], classification [11], regression [12], and anomaly detection [13]. Fig. 1 depicts the basic concept of representation methods for time-series data.

*Jae-Gil Lee is the corresponding author.

Authors' address: Patara Trirat, patara.t@kaist.ac.kr; Yooju Shin, yooju24@gmail.com; Junhyeok Kang, junhyeok.kang@kaist.ac.kr; Youngeun Nam, youngeun.nam@kaist.ac.kr; Jihye Na, jihye121@kaist.ac.kr; Minyoung Bae, mybae@kaist.ac.kr; Joeun Kim, je.kim@kaist.ac.kr; Byunghyun Kim, rooknpown@kaist.ac.kr; Jae-Gil Lee, jaegil@kaist.ac.kr, KAIST, 291 Daehak-ro, Yuseong-gu, Daejeon, 34141, South Korea.

© 2024 Copyright held by the owner/author(s). Publication rights licensed to ACM.

This is the author's version of the work. It is posted here for your personal use. Not for redistribution. The definitive Version of Record was published in , <https://doi.org/10.1145/nnnnnnn.nnnnnnn>.

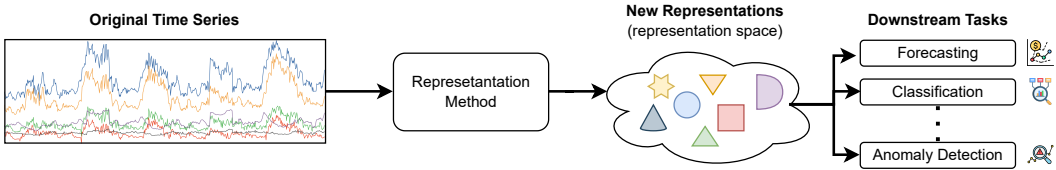


Fig. 1. Basic concept of time-series representation methods.

Early attempts [14] represent time series using piecewise linear methods (e.g., piecewise aggregate approximation), symbolic-based methods (e.g., symbolic aggregate approximation), feature-based methods (e.g., shapelets), or transformation-based methods (e.g., discrete wavelet transform). These traditional time-series representation methods are known to be time-consuming and less effective because of their dependence on domain knowledge and the poor generality of predefined priors. Since the quality of representations significantly affects the downstream task performance, many studies propose to learn the meaningful time-series representations automatically [15–17]. The main goal of these studies is to obtain high-quality *learned* representations of time series that capture valuable information within the data and unveil the underlying dynamics of the corresponding systems or phenomena. Among several approaches, neural networks or deep learning (DL) have demonstrated unprecedented performance in extracting hidden patterns and features from a wide range of data, including time series, without the requirement of manual feature engineering.

Given the sequential nature of time series, recurrent neural networks (RNN) and their variants, such as long short-term memory and gated recurrent unit, are considered a popular choice for capturing temporal dependencies in time series [18, 19]. Nevertheless, recurrent-based networks are complex and computationally expensive. Another line of work adopts one-dimensional convolutional neural networks (CNN) to improve the computational efficiency with the parallel processing of convolutional operations [20]. Even though RNN- and CNN-based models are shown to be good at capturing temporal dependencies, they cannot explicitly model the relationship between different variables within a multivariate time series. Many studies propose to use attention-based networks or graph neural networks to jointly learn the temporal dependencies in each variable and the correlations between different variables in multivariate time series using attention mechanisms or graph structures [21, 22]. Despite the significant progress in architectural design, time series can be collected irregularly or have missing values caused by sensor malfunctions in real-world scenarios, making the commonly used neural networks inefficient due to the adversarial side-effect during the imputation process. Consequently, recent research integrates neural ordinary differential equations into existing networks such that the models can produce continuous hidden states, thereby being robust to irregular time series [23, 24].

In addition, the reliability and efficacy of DL-based methods are generally contingent upon the availability of sufficiently well-annotated data, commonly known as supervised learning. Time-series data, however, is naturally continuous-valued, contains high levels of noise, and has less intuitively discernible visual patterns. In contrast to human-recognizable patterns in images or texts, time-series data can have inconsistent semantic meanings in real-world settings across application domains. As a result, obtaining a well-annotated time series is inevitably inefficient and considerably more challenging even for domain experts due to the convoluted dynamics of the time-evolving observations collected from diverse sensors or wearable devices with different frequencies. For example, we can collect a large set of sensor signals from a smart factory, while only a few of them can be annotated by domain experts. To circumvent the laborious annotation process and reduce the reliance on labeled instances, there has been a growing interest in *unsupervised* and

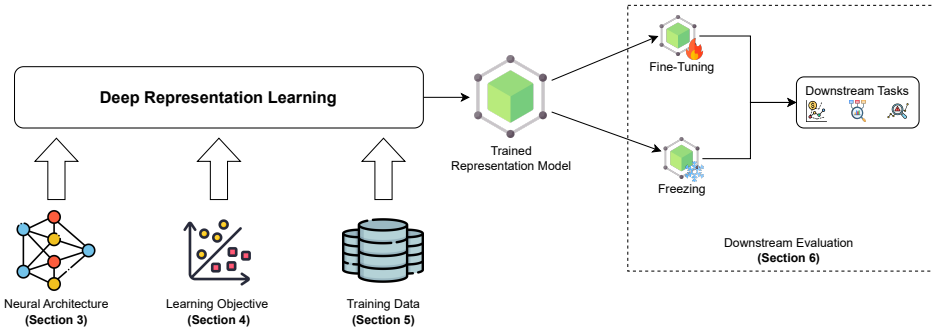


Fig. 2. Key design elements and downstream evaluation protocols.

self-supervised learning approaches using self-generated labels from various pretext tasks without relying on human annotation [25–28].

While unsupervised and self-supervised representation learning share the same objective to extract latent representations from intricate raw time series without the human-annotated labels, their underlying mechanism is different. Unsupervised learning methods [28] usually adopt autoencoders and sequence-to-sequence models to learn meaningful representations using reconstruction-based learning objectives. However, accurately reconstructing the complex time-series data remains challenging, especially with high-frequency signals. On the contrary, self-supervised learning methods [26] leverage pretext tasks to autonomously generate labels by utilizing intrinsic information derived from the unlabeled data. Lately, pretext tasks with contrasting loss (also known as contrastive learning) have been proposed to enhance learning efficiency through discriminative pre-training with self-generated supervised signals. Contrastive learning aims to bring similar samples closer while pushing dissimilar samples apart in the feature space. These pretext tasks are self-generated challenges the model learns to solve from the unlabeled data, thereby being able to produce meaningful representations for multiple downstream tasks [29].

To further enhance the representation quality and alleviate the impact of limited training samples in particular settings where collecting sufficiently large data is prohibited (e.g., human-related services), several studies also employ data-related techniques, e.g., augmentation [30] and transformation [31], on top of the existing learning methods. Accordingly, we can effectively increase the size and improve the quality of the training data. These techniques are also deemed essential in generating pretext tasks. Different from other data types, working with time-series data needs to consider their unique properties, such as temporal dependencies and multi-scale relationships [32].

1.2 Related Surveys

According to the background discussed above, there are three fundamental elements (also illustrated in Fig. 2) in designing a state-of-the-art universal representation learning method for time series: neural architectures, learning objectives, and training data. The *neural architectures* are designed to capture underlying temporal dependencies in time series and inter-relationships between variables of multivariate time series. Also, one or multiple *learning objectives* (i.e., loss functions) are newly defined to learn high-quality representations. These learning objectives are sometimes called pretext tasks if pseudo labels are generated. Last, to enhance the utility and quality of available *training data*, data-related techniques (e.g., augmentation) are employed or introduced.

Despite having the three key design elements, most existing surveys for time-series representation learning review the literature exclusively on either the neural architectural aspects [33] or the learning aspects [26–28]. An early related survey article by Långkvist et al. [33] reviews the deep

Table 1. Comparison of the survey scope between this article and related papers.

Survey Article	Novel Taxonomy	Key Design Elements in Review			Survey Coverage		Future Research Direction
		Neural Architecture	Learning Objective	Training Data	Universality	Irregularity	
Långkvist et al. [33]	×	✓	×	×	×	×	×
Deldari et al. [34]	✓	×	Only Self-Supervised Learning	×	✓	×	✓
Eldele et al. [25]	✓	×	✓	Only Augmentation	✓	×	✓
Ma et al. [27]	✓	×	×	×	✓	×	✓
Zhang et al. [26]	✓	×	Only Self-Supervised Learning	×	×	×	✓
Meng et al. [28]	✓	×	Only Unsupervised Learning	×	✓	×	✓
Our Survey	✓	✓	✓	✓	✓	✓	✓

learning for time-series data as unsupervised feature learning algorithms. The survey focuses particularly on neural architectures with a discussion on classical time-series applications. After about a decade, a few survey papers review time-series representation learning methods by focusing on learning objective aspects. For example, Zhang et al. [26] and Deldari et al. [34] review self-supervised learning-based models, while, for a broader scope, Meng et al. [28] review unsupervised learning-based methods. Similarly, Ma et al. [27] present the survey for any learning objectives with a focus on analyzing reviewed articles from transfer learning and pre-training perspectives. For a smaller scope, a survey [25] reviews the state-of-the-art studies that specifically tackle label scarcity in time-series data. Unlike existing survey papers, this paper comprehensively reviews the representation learning methods for time series by focusing on their universality with discussions on their intuitions and insights into how these methods enhance the quality of learned representations from all three design aspects. Specifically, we aim to review and identify research directions on how recent state-of-the-art studies *design the neural architecture*, *devise corresponding learning objectives*, and *utilize training data* to enhance the quality of the learned representations of time series for downstream tasks. Table 1 summarizes the differences between our survey and the related work.

1.3 Survey Scope and Literature Collection

For the literature review, we search for papers using the following keywords and inclusion criteria.

1.3.1 Keywords. “time series” AND “representation”, “time series” AND “embedding”, “time series” AND “encoding”, “time series” AND “modeling”, “time series” AND “deep learning”, “temporal” AND “representation”, “sequential” AND “representation”, “audio” AND “representation”, “sequence” AND “representation”, and (“video” OR “action”) AND “representation”. We use these keywords to search well-known repositories, including ACM Digital Library, IEEE Xplore, Google Scholars, Semantic Scholars, and DBLP, for the relevant papers.

1.3.2 Inclusion Criteria. The initial set of papers found with the above search queries are further filtered by the following criteria. Only papers meeting the criteria are included for review.

- Being written in the English language only
- Being a deep learning or neural networks-based approach
- Being published in or after 2018 at a top-tier conference or high-impact journal¹
- Being evaluated on at least two downstream tasks using time-series, video, or audio datasets

¹Top-tier venues are evaluated based on CORE (<https://portal.core.edu.au>), KIISE (<https://www.kiise.or.kr>), or Google Scholar (<https://scholar.google.com>). Only publications from venues rated at least A by CORE/KIISE or in the top 20 in at least one subcategory by Google Scholar metrics are included for review. Recent arXiv papers also included if their authors have publication records in the qualified venues.

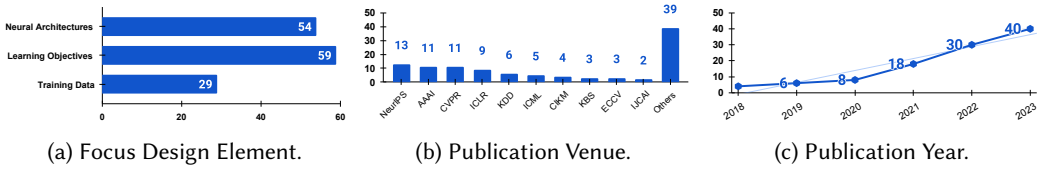


Fig. 3. Quantitative summary of the selected papers.

1.3.3 *Quantitative Summary of Selected Papers.* Given the above keywords and inclusion criteria, we selected 105 papers in total. Fig. 3 shows the quantitative summary of the paper selected for review. We can notice from Fig. 3a that neural architectures and learning objectives are similarly considered important in designing state-of-the-art methods. Most papers were published at NeurIPS, followed by AAI, CVPR, and ICLR (Fig. 3b). According to Fig. 3c, we expect more papers on this topic will be published in the future.

1.4 Contributions

This paper aims to identify what are the essential elements in designing state-of-the-art representation learning methods for time series and how these elements affect the quality of the learned representations. To the best of our knowledge, this is the first survey on *universal* time-series representation learning. We propose a novel taxonomy for learning universal representations of time series from the novelty perspectives—whether the main contribution of a paper focuses on what part of the design elements discussed above—to summarize the selected studies. Table 2 summarizes and compares the reviewed articles based on the proposed taxonomy. From the perspective of neural architectures, we summarize the changes made on both the module level and network level of neural architectures used for representation learning. From the learning perspective, we classify what objectives are used to make the learned representations generalizable to various downstream tasks. Last, we also categorize data-centric methods for the papers that focus particularly on improving the quality of the training data. Overall, our main contributions are as follows.

- We conduct an extensive literature review of universal time-series representation learning based on a novel and up-to-date taxonomy that categorizes the reviewed methods into three main categories: neural architectural, learning-focused, and data-centric approaches.
- We provide a guideline on the experimental setup and benchmark datasets for assessing representation learning methods for time series.
- We discuss several open research challenges and new insights to facilitate future work.

1.5 Article Organization

Section 2 introduces the definitions and specific background knowledge regarding time-series representation learning. In Section 3, we present a comprehensive review of the methods focusing on neural architecture aspects. We then discuss the methods focusing on deriving new learning objectives in Section 4. Section 5 gives a review on data-centric approaches. In addition, we discuss the evaluation protocol for time-series representation learning and promising future research directions in Section 6 and Section 7, respectively. Finally, Section 8 concludes this survey.

2 PRELIMINARIES

This section presents definitions and notations used throughout this paper, descriptions of downstream tasks, unique properties in time series, and basic building blocks of neural architectures.

Table 2. Taxonomy of universal representation learning for time series.

Design Element	Category	Section	Technique	Key References
Neural Architectures (Neural Architectural Approaches)	Basic Block Combination	3.1	Network-Level Combination Module-Level Combination	[15, 17, 35–51] [31, 52–57]
	Innovative Redesign	3.2	Network-Level Design Module-Level Design	[58–76] [77–85]
Learning Objectives (Learning-Focused Approaches)	Supervised Learning	4.1	Task-Specific Loss	[46, 75, 77, 86]
	Unsupervised Learning	4.2	Masked Prediction Input Reconstruction	[15, 56, 82] [42, 49, 54, 87–90]
	Self-Supervised Learning	4.3	Non-Contrasting Loss Contrasting Loss	[51, 91–97] [16, 40, 44, 45, 47, 53, 58, 71, 72, 83, 88, 92, 98–123]
Training Data (Data-Centric Approaches)	Data Augmentation	5.1	Random Augmentation Policy-based Augmentation	[16, 109, 121] [17, 30, 101, 102, 116, 119, 124–127]
	Decomposition and Transformation	5.2	Time-Series Decomposition Input Space Transformation	[48, 97, 128–130] [31, 52, 75, 76, 131–133]
	Methods for Sample Selection	5.3	Generative Methods (Re-)Sampling Strategies	[53, 134] [35, 47]

2.1 Definitions

Definition 2.1 (Time Series). A time series \mathbf{X} is an chronologically ordered sequence of V -variate data points recorded at specific time intervals. $\mathbf{X} = (\mathbf{x}_1, \dots, \mathbf{x}_t, \mathbf{x}_T)$, where $\mathbf{x}_t \in \mathbb{R}^V$ is the observed value at t -th time step, V is the number of variables, and T is the length of the time series. When $V = 1$, it becomes the univariate time series; otherwise, it is multivariate time series. Audio and video data can be considered special cases of time series with more dimensions. The time intervals are typically equally spaced, and the values can represent any measurable quantity, such as temperature, sales figures, or any phenomenon that changes over time.

Definition 2.2 (Irregularly-Sampled Time Series). An irregularly-sampled time series is a time series that the intervals between observations are **not** consistent or regularly spaced. Thus, the time intervals between $(\mathbf{x}_1, \mathbf{x}_2)$ and $(\mathbf{x}_2, \mathbf{x}_3)$ is unequal, as illustrated in Fig. 4. It is often encountered in situations where data is collected opportunistically or when events occur irregularly and sporadically, e.g., sensor malfunctions, leading to varying time gaps between observations.

Definition 2.3 (Time-Series Representation Learning). Given a raw time series \mathbf{X} , time-series representation learning aims to learn an encoder f_e , a nonlinear embedding function that maps \mathbf{X} into a R -dimensional representation vector $\mathbf{Z} = (\mathbf{z}_1, \dots, \mathbf{z}_{R-1}, \mathbf{z}_R)$ in the latent space, where $\mathbf{z}_i \in \mathbb{R}^F$. \mathbf{Z} usually has either equal ($R = T$) or shorter ($R < T$) length of the original time series. When $R = T$, \mathbf{Z} is timestamp-wise (or point-wise) representation that contains representation vectors \mathbf{z}_i with feature size F for each t . In contrast, when $R < T$, \mathbf{Z} is the compressed version of \mathbf{X} with reduced dimension, and F is usually 1, producing the series-wise (or instance-wise) representation.

A crucial measure to assess the quality of a representation learning method, i.e., the encoder f_e , is its ability to produce the representations \mathbf{Z} that effectively facilitate downstream tasks, either with or without fine-tuning (see Section 6). Once we obtain the latent representation \mathbf{Z} , we can use it as input for downstream tasks to evaluate its actual performance. Here, we define the most common downstream tasks as follows.

Definition 2.4 (Forecasting). Time-series forecasting (TSF) aims to predict the future values of a time series by explicitly modeling the dynamics and dependencies among historical observations. It can be short-term or long-term forecasting depending on the prediction horizon H . Formally, given a time series \mathbf{X} , TSF predicts the next H values $(\mathbf{x}_{T+1}, \dots, \mathbf{x}_{T+H})$ that are most likely to occur.

Definition 2.5 (Classification). Time-series classification (TSC) aims to assign predefined class labels $\mathcal{C} = \{c_1, \dots, c_{|\mathcal{C}|}\}$ to a set of time series. Let $\mathcal{D} = \{(\mathbf{X}_i, \mathbf{y}_i)\}_{i=1}^N$ denote a time-series dataset with N samples, where $\mathbf{X}_i \in \mathbb{R}^{T \times V}$ is a time series and \mathbf{y}_i is the corresponding one-hot label vector

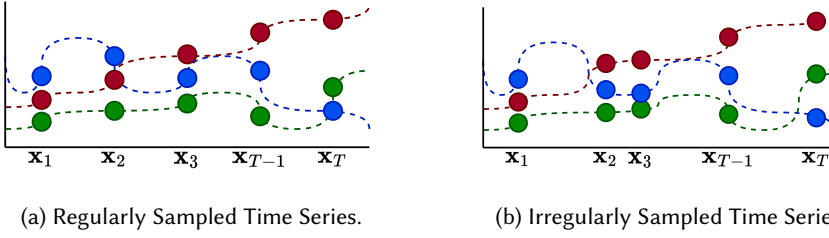


Fig. 4. Illustrations of regularly and irregularly sampled multivariate time series ($V = 3$).

of length $|C|$. The j -th element of the one-hot vector y_i is equal to 1 if the class of X_i is j , otherwise 0. Formally, TSC trains a classifier on the given dataset \mathcal{D} by learning the discriminative features to distinguish different classes from each other. Then, when an unseen dataset \mathcal{D}' is input to the trained classifier, it automatically determines to which class c_i each time series belongs.

Definition 2.6 (Extrinsic Regression). Time-series extrinsic regression (TSER) shares a similar goal to TSC with a key difference in label annotation. While TSC predicts a categorical value, TSER predicts a continuous value for a variable external to the input time series. That is, $y_i \in \mathbb{R}$. Formally, TSER trains a regression model to map a given time series X_i to a numerical value y_i .

Definition 2.7 (Clustering). Time-series clustering (TSCL) is the process of finding natural groups, called clusters, in a set of time series $\mathcal{X} = \{X_i\}_{i=1}^N$. It aims to partition \mathcal{X} into a group of clusters $G = \{g_1, \dots, g_i, g_{|G|}\}$ by maximizing the similarities between time series within the same cluster and the dissimilarities between time series of different clusters. Formally, given a similarity measure $f_s(\cdot, \cdot)$, $\forall i_1, i_2, j$ $f_s(X_{i_1}, X_j) \gg f_s(X_{i_1}, X_{i_2})$ for $X_{i_1}, X_{i_2} \in g_i$ and $X_j \in g_j$.

Definition 2.8 (Segmentation). Time-series segmentation (TSS) aims to assign a label to a subsequence X_{T_s, T_e} of X , where T_s is the start offset and T_e is the end offset, consisting of contiguous observations of X from time step T_s to T_e . That is, $X_{T_s, T_e} = (x_{T_s}, \dots, x_{T_e})$ and $1 \leq T_s \leq T_e \leq T$. Let a change point (CP) be an offset $i \in [1, \dots, T]$ w.r.t. to a state transition in time series, TSS finds a set of segmentation of X , having the ordered sequence of CPs in X (i.e., x_{i_1}, \dots, x_{i_S}) with $1 < i_1 < \dots < i_S < T$ at which the state of observations changed. After identifying the number and locations of all CPs, we can set the start offset T_s and end offset T_e for each segment in X .

Definition 2.9 (Anomaly Detection). Time-series anomaly detection (TSAD) aims to identify abnormal time points that significantly deviate from the other observations in a time series. Commonly, TSAD learns the representations of normal behavior from a time series X . Then, the trained model computes anomaly scores $A = (a_i, \dots, a_{|X'|})$ of all values in an unseen time series X' to determine which time point in X' is anomalous. The final decisions are obtained by comparing each a_i with a predefined threshold δ : anomalous if $a_i > \delta$ and normal otherwise.

Definition 2.10 (Imputation of Missing Values). Time-series imputation (TSI) aims to fill missing values in a time series with realistic values to facilitate subsequent analysis. Given a time series X and a binary $M = (m_1, \dots, m_t, m_T)$, x_t is missing if $m_t = 0$, and is observed otherwise. Let \hat{X} denote the predicted values generated by a TSI method, the imputed time series $X_{\text{imputed}} = X \odot M + \hat{X} \odot (1 - M)$.

Definition 2.11 (Retrieval). Time-series retrieval (TSR) aims to obtain a set of time series that are most similar to a query provided. Given a query time series X_q and a similarity measure $f_s(\cdot, \cdot)$, find an ordered list $Q = \{X_i\}_{i=1}^K$ of time series in the given dataset or database, containing K time series that are the most similar to X_q .

Note that the above definitions are generally based on the raw time series X . Following Definition 2.3, we can use the corresponding representation $Z = f_e(X)$ to perform the above downstream tasks instead of the raw data.

2.2 Unique Properties of Time Series

In this subsection, we discuss unique properties in time-series data that have been explored by existing studies for time-series representation learning [27, 33]. Due to the following properties, techniques devised for image or text data are usually difficult to transfer directly to time series.

2.2.1 Temporal Dependency. Time series exhibits dependencies on the time variable, where a data point at a given time correlates with its previous values. Given an input x_t at time t , the model predicts y_t , but the same input at a later time could be a different prediction. Therefore, windows or subsequences of past observations are usually included as inputs to the model to learn such temporal dependency. The length of windows for capturing the time dependencies could also be unknown. In addition, there are local and global temporal dependencies. The former is usually associated with abrupt changes or noises, while the latter is associated with collective trends or recurrent patterns.

2.2.2 High Noise and Dimension. Time-series data, especially in real-world environments, often contain noises and have high dimensions. These noises usually arise from measurement errors or other sources of uncertainty. Dimensionality reduction techniques and wavelet transforms can address this issue by filtering some noises and reducing the dimension of the raw time series. Nevertheless, we may lose valuable information and need domain-specific knowledge to select the suitable dimensionality reduction and filtering techniques.

2.2.3 Inter-relationship across Variables. This characteristic is particularly notable in multivariate time series. It is often uncertain whether there is sufficient information to understand a phenomenon of a time series when only a limited number of variables are analyzed as there may exist relationships between variables underlying the process or state. For example, in electronic nose data, where an array of sensors with various selectivity for several gases are combined to determine a specific smell, there is no guarantee that the selection of sensors can identify the target odor. Similarly, in financial data, monitoring a single stock representing a fraction of a complex system may not provide enough information to forecast future values.

2.2.4 Variability and Nonstationarity. Time-series data also possess variability and nonstationarity properties, meaning that statistical characteristics, such as mean, variance, and frequency, change over time. These changes usually reveal seasonal patterns, trends, and fluctuations. Here, seasonality refers to repeating patterns that regularly appear, while trends describe long-term changes or shifts over time. In some cases, the change in frequency is so relevant to the task that it is more beneficial to work in the frequency domain than in the time domain.

2.2.5 Diverse Semantics. In contrast to image and text data, learning universal representations of time series is challenging due to the lack of a large-scale unified semantic time-series dataset. For instance, each word in a text dataset has similar semantics in different sentences with high probability. Accordingly, the word embeddings learned by the model can transfer across different scenarios. However, time-series datasets are challenging to obtain subsequences (corresponding to words in text sequences) that have consistent semantics across scenarios and applications, making it difficult to transfer the knowledge learned by the model. This property also makes time-series annotation tricky and challenging, even for domain experts.

2.3 Neural Architectures for Time Series

Choosing an appropriate neural architecture to model complex temporal and inter-relationship dependencies in time series is an essential part of the design elements. This subsection overviews basic neural network architectures used as building blocks in state-of-the-art representation learning methods for time series.

2.3.1 Multi-Layer Perceptrons (MLP). The most basic neural network architecture is the MLP [11], i.e., fully connected (FC) network. In MLP models, the number of layers and neurons (or hidden units) are hyperparameters to be defined. Specifically, all neurons in a layer are connected to all neurons of the following layer. These connections contain weights in the neural network. The weights are later updated by applying a non-linearity to an input. As MLP-based models process input data in a single fixed-length representation without considering the temporal relationships between the data points, they are basically unsuitable for capturing the temporal dependencies and time-invariant features. Each time step is weighted individually, and time-series elements are learned independently from each other.

2.3.2 Recurrent Neural Networks (RNN). RNN [19] is a neural architecture with internal memory (i.e., state) specifically designed to process sequential data, thus suitable for learning temporal features in time series. The memory component enables RNN-based models to refer to past observations when processing the current one, resulting in improved learning capability. RNNs can also process variable-length inputs and produce variable-length outputs. This capability is enabled by sharing parameters over time through direct connections between layers. However, they are ineffective in modeling long-term dependencies, besides being computationally expensive due to sequential processing. RNN-based models are usually trained iteratively using a technique called back-propagation through time. Unfolded RNNs are similar to deep networks with shared parameters connected to each RNN cell. Due to the depth and weight-sharing in RNNs, the gradients are summed up at each time step to train the model, undergoing continuous matrix multiplication due to the chain rule. Thus, the gradients often either shrink exponentially to small values (i.e., vanishing gradients) or blow up to large values (i.e., exploding gradients). These problems give rise to long short-term memory (LSTM) and gated recurrent unit (GRU).

Long Short-Term Memory (LSTM). LSTM [135] addresses the well-known vanishing and exploding gradient problems in the standard RNNs by integrating memory cells with a gating mechanism (i.e., cell state gate, input gate, output gate, and forget gate) into their state dynamics to control the information flow between cells. As the inherent nature of LSTM is the same as RNN, LSTM-based models are also suitable for learning sequence data like time series and video representation learning, with a better capability to capture long-term dependencies.

Gated Recurrent Unit (GRU). GRU [136] is another popular RNN variant that can control information flow and memorize states across multiple time steps, similar to LSTM, but with a simpler cell architecture. Compared to LSTM, GRU cells have only two gates (reset and update gates), making it more computationally efficient and requiring less data to generalize.

2.3.3 Convolutional Neural Networks (CNN). CNN [11] is a very successful neural architecture, proven in many domains, including computer vision, speech recognition, and natural language processing. Accordingly, researchers also adopt CNN for time series. To use CNN for time series, we need to encode the input data into an image-like format. The CNN receives embedding of the value at each time step and then aggregates local information from nearby time steps using convolution layers. The convolution layer, consisting of several convolution kernels (i.e., filters), aims to learn feature representations of the inputs by computing different feature maps. Each neuron of a feature

map connects to a region of neighboring neurons in the previous layer called the receptive field. The feature maps can be created by convolving the inputs with learned kernels and applying an element-wise nonlinear activation to the convolved results. Here, all spatial locations of the input share the kernel for each feature map, and several kernels are used to obtain the entire feature map. Many improvements have been made to CNN, such as using deeper networks, applying smaller and more efficient convolutional filters, adding pooling layers to reduce the resolution of the feature maps, and utilizing batch normalization to improve the training stability. As standard CNNs are designed for processing images, widely used CNN architectures for time series are one-dimensional CNN and temporal convolutional networks [25].

Temporal Convolutional Networks (TCN). Different from the standard CNNs, TCN [137] uses the fully convolutional network to make all layers the same length and employ casual convolution operation to avoid information leakage from the future time step to the past. Compared to RNN-based models, TCN has recently shown to be more accurate, simpler, and more efficient across diverse downstream tasks [27].

2.3.4 Graph Neural Networks (GNN). GNN [22] aims to learn directly from graph representations of data. A graph consists of nodes and edges, with each edge connecting two nodes. Both nodes and edges can have associated features. Edges can be directional or un-directional and can be weighted. Graphs better represent data not easily represented in Euclidean space, such as spatio-temporal data like the electroencephalogram and traffic monitoring networks. GNNs receive the graph structure and any associated node and edge attributes as input. Typically, the core operation in GNNs is graph convolution, which involves exchanging information across neighboring nodes. This operation enables the GNN-based model to explicitly rely on the inter-variable dependencies represented by the graph edges for processing multivariate time-series data. While both RNNs and CNNs perform well on Euclidean data, time series are often more naturally represented as graphs in many scenarios. Consider a network of traffic sensors where the sensors are not uniformly spaced, deviating from a regular grid. Representing this data as a graph captures its irregularity more precisely than a Euclidean space. However, using standard deep learning algorithms to learn from graph structures is challenging as nodes may have varying numbers of neighboring nodes, making it difficult to apply the convolution operation. Thus, GNNs are more suitable to graph data.

2.3.5 Attention-based Networks. The attention mechanism was introduced by Bahdanau et al. [138] to improve the performance of encoder-decoder models in machine translation. The encoder encodes a source sentence into a vector in latent space, and the decoder then decodes the latent vector into a target language sentence. The attention mechanism enables the decoder to pay attention to the segments of the source for each target through a context vector. Attention-based neural networks are designed to capture long-range dependencies with broader receptive fields, usually lacking in CNNs and RNNs. Thus, attention-based models provide more contextual information to enhance the models' learning and representation capability. The underlying mechanism (i.e., attention mechanism) is proposed to make the model focus on essential features in the input while suppressing the unnecessary ones. For instance, it can be used to enhance LSTM performance in many applications by assigning attention scores for LSTM hidden states to determine the importance of each state in the final prediction. Moreover, the attention mechanism can improve the interpretability of the model. However, it can be more computationally expensive due to the large number of parameters, making it prone to overfitting when the training data is limited.

Self-Attention Module. Self-attention has been demonstrated to be effective in various natural language processing tasks due to its ability to capture long-term dependencies in text [139]. The self-attention module is usually embedded in encoder-decoder models to improve the model

performance and leveraged in many studies to replace the RNN-based models to improve learning efficiency due to its fast parallel processing.

Transformers. The unprecedented performance of stacking multi-headed attention, called Transformers [140], has led to numerous endeavors to adapt multi-headed attention to time-series data. Transformers for time series usually contain a simple encoder structure consisting of multi-headed self-attention and feed-forward layers. They integrate information from data points in the time series by dynamically computing the associations between representations with self-attention. Thanks to the practical capability to model long-range dependencies, Transformers have shown remarkable performance in sequence data. Many recent studies use Transformers as the backbone architecture for time-series analysis. [21].

2.3.6 Neural Ordinary Differential Equations (Neural ODE). Let f_θ be a function specifying continuous dynamics of a hidden state $\mathbf{h}(t)$ with parameters θ . Neural ODEs are one of the continuous-time models that define the hidden state $\mathbf{h}(t)$ as a solution to ODE initial-value problem $\frac{d\mathbf{h}(t)}{dt} = f_\theta(\mathbf{h}(t), t)$ where $\mathbf{h}(t_0) = \mathbf{h}_0$. The hidden state $\mathbf{h}(t)$ is defined at all time steps, and can be evaluated at any desired time steps using a numerical ODE solver. Formally, $\mathbf{h}_0, \dots, \mathbf{h}_T = \text{ODESolver}(f_\theta, \mathbf{h}_0, (t_0, \dots, t_T))$. For training ODE-based deep learning models using black-box ODE solvers, we can use the adjoint sensitivity method to compute memory-efficient gradients w.r.t. the neural network parameters θ , as described by Rubanova et al. [23]. Neural ODEs are usually combined with RNN or its variants to sequentially update the hidden state at observation times [141]. These models provide an alternative recurrence-based solution with better properties than traditional RNNs in terms of their ability to handle irregularly sampled time series.

3 NEURAL ARCHITECTURAL APPROACHES

As neural architectures affect representation quality [142], studies in this section focus on the novel design of neural architectures by combining basic building blocks or redesigning a neural architecture from scratch to improve the capability of capturing temporal dependencies and inter-relationships between variables of multivariate time series. We can further categorize the studies into the basic block combination and innovative redesign categories based on the degree of adjustment.

3.1 Basic Block Combination

Studies in this group are based on a combination of basic building blocks without or with trivial additional modifications on particular elements. The combination can be done at the network level or module level of neural architectures.

3.1.1 Network-Level Combination. Wang et al. [48] propose a wavelet-based neural architecture, called mWDN, by integrating multi-level discrete wavelet decomposition into existing neural networks for building frequency-aware deep models. It enables the fine-tuning of all parameters within the deep learning framework, while preserving the benefits of multi-layer discrete wavelet decomposition in frequency learning. Based on mWDN, two task-specific neural networks are introduced for classification (i.e., residual classification flow) and forecasting (i.e., multi-frequency LSTM). To improve efficiency and scalability for learning long time series, Franceschi et al. [47] propose a representation learning framework that adopts an encoder-only network based on dilated causal 1D-CNN in their neural architecture design. Sanchez et al. [42] focus on leveraging a combination of variational autoencoder and generative adversarial networks to create disentangled representations of satellite image time series, which separate common information shared across the time series images from exclusive information unique to each image. Similar to mWDN, Chen et al. [35] propose multi-task representation learning method called MTRL by exploiting supervised

learning for classification and unsupervised learning for retrieval. MTRL jointly optimizes the two downstream tasks via a combination of deep wavelet decomposition networks to extract multi-scale subseries and 1D-CNN residual networks to learn time-domain features, thus improving the performance of downstream tasks. Unlike earlier studies using CNNs, TST [15] is the first Transformer-based framework for representation learning of multivariate time series. TST combines a base Transformer network with an additional input encoder and a learnable positional encoding to make the multivariate time series work seamlessly with the Transformer encoder. Specifically, the paper argues that the multi-headed attention mechanism makes the Transformer models suitable for time-series data by concurrently representing each input sequence element using its future-past contexts, while multiple attention heads can consider different representation subspaces, i.e., multiple aspects of relevance between input elements.

More recently, MARINA [43] combines an MLP network with residual connections and a graph attention network (an attention-based variant of GNNs) to form a temporal module and a spatial module, respectively. The temporal module efficiently captures temporal correlations in the time series; at the same time, the spatial module learns the similarities among time series to enhance the downstream performance. To enhance the representation learning process even further, Yang and Hong [17] propose an unsupervised representation learning framework for time series, named BTSF. It enhances the representation quality through the more reasonable construction of contrastive pairs and the adequate integration of temporal and spectral information. BTSF constitutes an iterative application of a novel bi-linear temporal-spectral fusion, explicitly encoding affinities between time and frequency pairs. To adequately use the informative affinities, BTSF further uses a cross-domain interaction with spectrum-to-time and time-to-spectrum aggregation modules to iteratively refine temporal and spectral features for cycle update, proven effective by empirical and theoretical analysis. Kim et al. [40] introduce another MLP-based feature-wise encoder together with a element-wise gating layer built on top of TS2Vec [16] i.e., feature-agnostic temporal representation using TCN. Choi and Kang [45] also extend the TS2Vec encoder [16] with a multi-task self-supervised learning framework by combining contextual, temporal, and transformation consistencies into a single networks. Based on the existing TCN architecture, Fraikin et al. [51] attach a time-embedding module to explicitly learn time-related features, such as trend, periodicity, and distribution shifts. Liang et al. [50] design a self-supervised pre-training universal framework, UniTS, that uses a pre-training module consisting of templates from various self-supervised learning methods. Subsequently, the pre-trained representations are fused, and the results of feature fusion are applied to task-specific output models.

Another line of studies use Neural ODEs to handle irregular time series. ODE-RNN [41] is an early attempt applying Neural ODEs for time series. ODE-RNN serves as an encoder in the latent ODE model, facilitating interpolation, extrapolation, and classification tasks for irregular time series. In recent work, ANCDEs [37] and EXIT [39] propose neural controlled differential equation (Neural CDE)-based approaches for time-series classification and forecasting with irregular time series. ANCDEs leverages two Neural CDEs, one for learning attention from the input time series and another for creating representations for downstream tasks. Likewise, EXIT utilizes Neural CDEs as part of the encoder-decoder network, enabling interpolation and extrapolation of irregular time-series data. Additionally, CrossPyramid [38] addresses the limitation of ODE-RNN which is the high dependence on the initial observations by using pyramid attention and cross-level ODE-RNN.

For video learning, T-C3D [36] incorporates a residual 3D-CNN that captures both appearance information from single frames and motion information between consecutive frames. This multi-granularity learning allows for a more comprehensive understanding of video actions. MemDPC [44] is a framework of video representation using memory-augmented dense predictive coding. It is trained on a predictive attention mechanism over the set of compressed memories. Rahman et al.

[46] introduce a tri-modal ViLBERT-inspired model by integrating separate encoders for vision modality, pose modality, and audio modality into a single network.

3.1.2 Module-Level Combination. Audio Word2vec [54] extends vector representations to consider the sequential phonetic structures of the audio segments trained with speaker-content disentanglement based segmental sequence-to-sequence autoencoder. Guo et al. [57] design SSAN with a separable self-attention module to capture spatial and temporal correlations in videos separately. Spatial self-attention is applied independently to input frames. The spatial contextual information is then aggregated over the temporal dimension and sent to a temporal attention module.

Instead learning the representations from raw time series, DeLTa [52] uses 2D images of time series such that existing pre-trained models on large image datasets can be easily used. DeLTa proposes two versions of using pre-trained vision models: layout aligned version and layout independent version. UniTTab [56] is a Transformer-based framework for time-dependent heterogeneous tabular data. UniTTab uses row-type dependent encoders and different feature representation methods for categorical and numerical data, respectively. Wu et al. [31] introduce TimesNet, which reshapes the 1D time series into a 2D tensor using a newly proposed neural network module (called TimesBlock). TimesBlock combines a Fast Fourier Transform layer with a parameter-efficient Inception block. In particular, it initially extracts periods using the Fourier transform and reshapes the data into 2D. Subsequently, TimesNet utilizes the parameter-efficient Inception network to extract representations from the 2D image-like data, which are later restored to 1D time series. Instead of training the Transformer models from scratch, One Fits All [55] uses a pre-trained language model (e.g., GPT-2) by freezing self-attention and feed-forward layers and fine-tuning the remaining layers. Input embedding and normalization layers are also modified for time-series data. By doing so, it can benefit from the universality of the Transformer models on time-series data. Nguyen et al. [53] propose CoInception by integrating the dilated CNN into the Inception block to build a scalable and robust neural architecture with a wide receptive field. CoInception uses multi-scale filters to capture the temporal dependency at multiple scales and resolutions. Specifically, it incorporates a novel convolution-based aggregator and extra skip connections in the Inception block to enhance the capability for capturing long-term dependencies in the input time series.

Remark. The evolving landscape of neural architecture design for time-series data showcases a blend of creative combinations at both the network and module levels. Researchers have integrated various techniques, from wavelet decomposition to attention-based networks, towards enhancing efficiency, scalability, and performance. These endeavors expand the horizons of time-series representation and underscore the importance of adaptability in deep neural networks.

3.2 Innovative Redesign

Unlike methods in Section 3.1, methods in this group focus on a novel design or significant modification of existing building blocks. Similarly, we can re-categorize each method into the network-level or module-level design.

3.2.1 Network-Level Design. Wu et al. [64] introduce random warping series, a novel time-series representation model with a positive-definite kernel based on the dynamic time warping algorithm to capture similarity between time series. For graph time series, STANE [66] guides the context sampling process to focus on the crucial part of the data in the graph attention networks. Moreover, to interpret the network embedding results, STANE enables users to investigate the graph context distributions along nodes, training window length, and time. For time series domains that exhibit a common causal structure but possess varying time lags, SASA [70] aligns the source and target representation spaces by establishing alignment on intra-variable and inter-variable sparse associative graphs. Lee et al. [71] present a novel BMA-Memory framework for bimodal

representation learning, focusing on sound and image data. This memory system allows for the association of features between different modalities, even when data pairs are weakly paired or unpaired. DTS [69] is a disentangled representation learning framework for semantic meanings and interpretability through two disentangled components. The individual factor disentanglement extracts different semantic independent factors. The group segment disentanglement makes a batch of segments to enhance group-level semantics.

Unlike others, HyperTime [67] introduces implicit neural representation for times series used for imputation and reconstruction by taking timestamps as input and outputting the original time series. It consists of two networks Set Encoder and HyperNet Decoder. From another different perspective, Zhang et al. [59] redesign standard multi-layer encoder-decoder sequence models to learn time-series processes as state-space models via the companion matrix and a new closed-loop view of the state-space models, resulting in a new module named SpaceTime layer, which consists of 1D-CNN and feed-forward networks. Multiple SpaceTime layers are stacked to form the final encoder-decoder architecture. HierCorrPool [68] is a multivariate time-series representation learning framework that captures both hierarchical correlations and dynamic properties by using a novel hierarchical correlation pooling scheme and sequential graphs. Liang et al. [58] propose CSL, a representation learning framework based on a unified shapelet-based encoder with multi-scale alignment to transform raw multivariate time series into a set of shapelets and learning the representations using them. COMET [72] consists of observation-level, sample-level, trial-level, and patient-level contrastive blocks to represent multiple levels of medical time series. These blocks help to capture cross-sample features, making the learned representations more robust. To better model multi-scale temporal patterns and inter-channel dependencies, MSD-Mixer [75] employs MLPs along different dimensions to mix intra- and inter-patch variations (generated from a novel multi-scale temporal patching approach) and channel-wise correlations. It learns to explicitly decompose the input time series into different components by generating the component representations in different layers, and accomplishes the analysis task based on such representations.

To handle irregular time series, the temporal kernelized autoencoder [60] is proposed to learn representations aligned to a kernel function designed for handling missing values. Continuous recurrent units [61] update hidden states based on linear stochastic differential equations, which are solved by the continuous-discrete Kalman filter. Based on continuous-discrete filtering theory, Ansari et al. [63] introduce a neural continuous-discrete state space model to model continuous-time modeling of irregularly-sampled time series. Biloš et al. [62] suggest a representation learning approach based on denoising diffusion models adapted for irregularly-sampled time series with complex dynamics. By gradually adding noise to the entire function, the model can effectively capture underlying continuous processes.

3.2.2 Module-Level Design. LIME-RNN [77] introduces a weighted linear memory vector into RNNs for time-series imputation and prediction. Following TST [15], Chowdhury et al. [82] propose TARNet, a new representation learning model based on Transformers. TARNet aims to reconstruct important timestamps using a newly designed masking layer to improve downstream task performance. It decouples data reconstruction from the downstream task and uses a data-driven masking strategy instead of random masking via self-attention score distribution generated by the transformer encoder during the downstream task training to determine a set of important timestamps to mask. As a result, the reconstruction process becomes task-aware. Another recent method using the wavelet transform, called WHEN [78], newly designs two types of attention modules, i.e., WaveAtt and DTWAtt modules. In the WaveAtt module, the study proposes a novel data-dependent wavelet function to analyze dynamic frequency components in non-stationary time series. In the DTWAtt module, WHEN transforms the dynamic time warping (DTW) technique

into the form of the DTW attention. Here, all input sequences are synchronized with a universal parameter sequence to overcome the time distortion problem in multiple time series. Then, the outputs from the new modules are further combined with task-dependent neural networks to perform the downstream tasks, such as classification and forecasting. Due to the proliferation of edge devices, another recent study [79] proposes a novel model compression technique to make lightweight Transformers for multivariate time-series problems using network pruning, weight binarization, and task-specific modification of attention modules that can substantially reduce both model size (i.e., # of parameters) and computational complexity (i.e., # of multiply-adds or FLOPs). These compressed neural networks have the potential to enable DL-based models across new applications and smaller computational environments. The paper also demonstrates that the compressed Transformers using the proposed technique achieve comparable accuracy to their original counterparts (i.e., Dense Transformers [15]) despite the substantial reduction in model size and computational complexity. In addition, it claims that this is the first work applying sparse and binary-weighted Transformers to multivariate time-series analysis, including forecasting, classification, and anomaly detection. NuTime [85] is a window-wise data embedding for one window to deal with time-series pre-training. This embedding module consists of normalized shape embedding and numerically multi-scaled embedding based on window mean and window standard deviation.

A few studies in this group also proposed methods to handle irregularly-sampled time series. mTAN [80] learns the representation of continuous time values by applying the attention mechanism to irregularly observed time series. TE-ESN [65] employs a requisite time encoding mechanism to acquire knowledge from irregular time series data, with the representation being learned within echo state networks. Naour et al. [84] introduce TimeFlow to deal with modeling issues such as irregular time steps. With a hyper-network, the framework modulates implicit neural representation that is a parameterized continuous function on multiple time series.

Unlike learning standard time-series data, Sener et al. [81] suggest a flexible multi-granular temporal aggregation framework with non-local blocks, coupling block, and temporal aggregation block to solve reasoning from current and past observations for long-range videos. TCGL [83] is a self-supervised learning framework to consider multi-scale temporal dependencies within videos. TCGL is trained on a temporal contrastive graph by jointly modeling the inter-snippet and intra-snippet temporal dependencies through a hybrid graph contrastive learning strategy.

Remark. The methods discussed in this subsection represent a diverse range of innovative approaches to designing neural architectures for time-series representation learning, with a focus on either network-level or module-level design. These approaches encompass novel techniques such as random warping series, hierarchical correlation pooling, disentangled representation learning, and continuous-discrete state space models. Additionally, the application of Transformers in representation learning showcases the adaptability of attention mechanisms to time-series analysis. The exploration of model compression techniques for lightweight Transformers addresses the challenges posed by edge devices. Overall, these advancements contribute significantly to enhancing the interpretability, efficiency, and performance of representation learning for diverse time series.

4 LEARNING-FOCUSED APPROACHES

Studies in this category focus on devising novel objective functions or pretext tasks used for the representation learning process, i.e., model training. The learning objectives can be categorized into supervised, unsupervised, or self-supervised learning, depending on the use of labeled instances. In our survey, the difference between unsupervised and self-supervised learning is the presence of pseudo labels. Specifically, unsupervised learning is based on the reconstruction of its input, while self-supervised learning uses pseudo labels from pretext tasks as self-supervision signals.

4.1 Supervised Learning

Due to the requirement of labeled instances in supervised learning, a supervised representation learning algorithm trains the parameterized feature encoder f_e by solving a supervised task, such as classification, forecasting, and regression, on $\mathcal{D} = \{(X_i, y_i)\}_{i=1}^N$. It aims to learn generic feature extractor $f_e : \mathbb{R}^{T \times V} \rightarrow \mathbb{R}^{R \times F}$ by optimizing a supervised loss \mathcal{L} on a labeled dataset \mathcal{D} automatically without manual feature engineering. Ma et al. [77] develop a set of task-specific loss functions to train the LIME-RNN with incomplete time series in an end-to-end way, simultaneously achieving imputation and prediction. TriBERT [46] designs separate losses for a specific modality. Weakly supervised classification for vision-based modalities and classification loss for audio modality. Hadji et al. [86] use a soft version of dynamic time warping (soft-DTW) to compute the loss between two videos with the same class in the weakly-supervised setting. Cycle-consistency is forced by matching two DTW results ($X \rightarrow Y$ and $Y \rightarrow X$) as the same. Last, Zhong et al. [75] propose MSD-Mixer with a novel loss function to constrain both the magnitude and auto-correlation of the decomposition residual used together with the supervised loss of the target downstream task during training. This loss function facilitates MSD-Mixer to extract more temporal patterns into the components to be used for the downstream task.

Remark. Supervised learning methods leverage labeled instances to train models on specific objective functions tailored for downstream tasks like classification. Notably, recent advancements include task-specific loss functions for handling incomplete time series and distinct losses for different modalities such as vision and audio. However, supervised learning cannot attract much attention from the universal representation learning community due to the insufficient labels in time-series datasets (as opposed to large datasets like ImageNet for vision tasks) and the limited generalizability of the trained models.

4.2 Unsupervised Learning

Unsupervised representation learning does not require labeled samples to learn the encoder f_e , hence $\mathcal{D} = \{X_i\}_{i=1}^N$. The difference from supervised representation learning is that unsupervised representation learning trains f_e by solving an unsupervised task, such as reconstruction and masked input prediction (self-prediction), on \mathcal{D} using an unsupervised loss function. Compared to supervised learning, unsupervised representation learning methods are more practical since they do not require labeled instances.

4.2.1 Reconstruction Loss. The reconstruction loss computes the difference between the input and output, i.e., reconstructed input. Autoencoders are representative models that leverage the reconstruction loss comprising encoder and decoder networks. The encoder extracts latent representations, and the decoder subsequently reconstructs the inputs from the extracted representations.

Sqn2Vec [89] is an unsupervised method that learns low-dimensional continuous feature vectors for sequence data by predicting singleton symbols and sequential patterns to satisfy a gap constraint. Chen et al. [54] introduce unsupervised training of Audio Word2vec using a sequence-to-sequence autoencoder (SA) on unannotated audio time series. It presents a new segmental audio word2vec operating at the utterance level, combining unsupervised spoken word boundary segmentation and audio word2vec through a segmental SA. The encoder includes a segmentation gate trained with reinforcement learning to represent utterances as vectors carrying phonetic information. Yuan et al. [87] propose Wave2Vec to jointly model inherent and temporal representations of biosignals and provide clinically meaningful interpretation with enhanced interpretability. Sanchez et al. [42] propose a method for satellite image time series by combining unsupervised learning techniques (variational autoencoder and generative adversarial networks) to learn image-to-image translation, where one image in a time series is translated into another.

More recently, Tonekaboni et al. [88] present a generative method by employing variational approximation to decouple local and global representations of time-series data with counterfactual regularization that minimizes the mutual information between the local and global variables. TiMAE [49], a masked autoencoder framework, addresses the distribution shift problem by learning strong representations with less inductive bias or hierarchical trick. Its masking strategy creates different views for the encoder in each iteration, fully leveraging the whole input time series during training. Similarly, Dong et al. [90] propose SimMTM, another masked autoencoder. SimMTM reconstructs the original time series from multiple masked time series with series-wise similarity learning and point-wise aggregation to implicitly reveal the local structure of the manifold. To do so, it introduces a neighborhood aggregation design for reconstruction by aggregating the point-wise representations of time series based on the similarities learned in the series-wise representation space. Thus, the masked time points are recovered by weighted aggregation of multiple neighbors outside the manifold, allowing SimMTM to assemble complementary temporal variations from multiple masked time series and improve the quality of the reconstructed time series. In addition to the reconstruction loss, a constraint loss is proposed to guide the series-wise representation learning based on the neighborhood assumption of the time series manifold.

4.2.2 Masked Prediction. Masked prediction primarily focuses on predicting the masked segment of the input rather than reconstructing the original one. Therefore, encoder/decoder-only architectures are effective in addressing masked prediction.

To achieve unsupervised learning, TST [15] adopts an encoder-only Transformer network with a masked prediction (denoising) objective by computing. The losses of TST are computed only from the masked parts or timestamps. Specifically, TST leverages unlabeled time series by training the Transformer encoder to extract dense vector representations of multivariate time series using the denoising objective on randomly masked input time series. Similar to TST, TARNet [82] improves downstream task performance by learning to reconstruct important timestamps using a data-driven masking strategy. The masked timestamps are determined by self-attention scores during the downstream task training. This reconstruction process is trained alternately with the downstream task at every epoch by sharing parameters in a single network. It also enables the model to learn the representations via task-specific reconstruction, which results in improved downstream task performance. For a masked token pretext task, UniTTab [56] uses row and timestamp masking with neighborhood label smoothing on the time-dependent heterogeneous tabular data during the pre-training stage to address the heterogeneity problems.

Remark. Unsupervised representation learning, unlike its supervised counterpart, trains an encoder without relying on labeled data, making it more practical for various datasets and applications. A range of methods employ techniques like reconstruction loss and masked prediction to extract meaningful features from data. These approaches underscore the versatility and potential of unsupervised learning in capturing intricate patterns and structures from diverse datasets.

4.3 Self-Supervised Learning

Self-supervised representation learning is similar to the unsupervised learning in the sense that it does not require labeled data. However, instead of learning by using the direct input, the loss function of self-supervised learning (i.e., pretext task) is trained with self-supervised signals, called pseudo labels, on the dataset $\mathcal{D} = \{(\mathbf{X}_i, \hat{\mathbf{y}})\}_{i=1}^N$ where $\hat{\mathbf{y}}$ indicate the pseudo labels. Due to the high labeling cost, there is a surge in the popularity of self-supervised learning algorithms. Following the impressive performance of contrastive learning in computer vision, contrasting loss has gained attention in time-series analysis, demonstrating excellent performance. Here, we review both non-contrastive and contrastive self-supervised learning methods.

4.3.1 Non-Contrasting Loss. Non-contrasting loss exploits the inherent structures, relationships, or patterns in the data as the effective supervision signals for training. For example, making the model to predict whether a given segment is the past or future data based on a reference time-series segment. Haresh et al. [92] leverage soft dynamic time warping loss between two videos to learn representation in the unsupervised manner for temporal alignment. Wang et al. [95] propose a novel pretext task to address the self-supervised video representation learning using motion-aware curriculum learning. Several spatial partitioning patterns are employed to encode rough spatial locations instead of exact spatial Cartesian coordinates. In recent work, Liang et al. [93] introduce three novel pretext tasks, including (1) clip continuity prediction, (2) discontinuity localization, and (3) missing section approximation, based on video continuity by cutting a clip into three consecutive short clips. CACL [91] aims to capture temporal details of a video by learning to predict an approximate Edit distance between a video and its temporal shuffle. In addition, contrastive learning is performed by generating four positive samples from two different encoders, 3D CNN and video transformer, as well as two different augmentations. Duan et al. [96] introduce TransRank with a pretext task aiming at assessing the relative magnitude of transformations. It allows the model to capture inherent characteristics of the video, such as speed, even when the challenge of matching the transformations across videos varies. Fang et al. [97] propose a multivariate time-series modeling method to capture the spatial relation shared across all instances. A prior graph is learned to minimize the distance between dynamic graph. On the other hand, to capture the instance-specific spatial relation, a dynamic graph is learned to maximize the distance between prior graph. Another recent work T-Rep [51] is claimed to be the first self-supervised framework for time series to leverage the time-embedding module in its pretext tasks which enable the model to learn fine-grained temporal dependencies, giving the latent space a more coherent temporal structure than existing methods.

4.3.2 Contrasting Loss. Contrastive learning involves learning to differentiate between positive and negative samples, assuming that the positive samples should have similar representations among each other while being different from the negative ones. Therefore, the design of the contrastive loss and the selection of positive and negative samples are crucial for contrasting-based methods.

Franceschi et al. [47] employ the triplet loss (i.e., T-Loss) inspired by Word2Vec [143] for learning scalable representations of multivariate time series. It considers a sub-segment belonging to the input time segment as a positive sample to explore sub-series consistency. From another perspective, Eldele et al. [123] introduce a self-supervised time-series representation learning framework via temporal and contextual contrasting (TS-TCC). Time series are first transformed into two different yet correlated views by weak and strong augmentations. Then, TS-TCC uses a novel temporal contrasting module to learn temporal dependencies by designing a hard cross-view prediction task that utilizes the past latent features of one augmentation to predict the future of another augmentation for a certain time step. This operation forces the model to learn robust representation by a harder prediction task against any perturbations introduced by different time steps and augmentations. Last, it proposes a contextual contrasting module built upon the contexts from the temporal contrasting module to further learn discriminative representations by maximizing the similarity among different contexts of the same sample while minimizing similarity among contexts of different samples. TS-TCC shows high efficiency in few-labeled data and transfer learning scenarios. TNC [118] introduces a contrastive learning framework for complex multivariate non-stationary time series. This approach aims to capture the progression of the underlying temporal dynamics. It takes advantage of the local smoothness of a signal's generative process to define neighborhoods in time with stationary properties. The neighborhood boundaries are determined automatically using the properties of the signal and augmented Dickey-Fuller statistical testing.

Additionally, TNC learns the representations by ensuring that the distribution of signals from within a neighborhood is distinguishable from the distribution of non-neighboring signals in the latent space using a debiased contrastive loss. This loss incorporates positive unlabeled learning for sample weight adjustment to account for potential bias introduced in sampling negative examples.

Yue et al. [16] propose a universal framework for learning representations of time series in an arbitrary semantic level, called TS2Vec. TS2Vec is based on novel contextual consistency learning using two contrastive policies over two augmented time segments with different contexts from randomly overlapped subsequences. Unlike other methods, TS2Vec performs contrastive learning in a hierarchical way over the augmented context views, making a robust contextual representation for each timestamp. Its overall representation can be obtained by max pooling over the corresponding timestamps. By using multi-scale contextual information with granularity, this approach can capture multi-resolution/multi-scale contextual information with both temporal and instance-wise contrastive loss for the given time series and generate fine-grained representations for any granularity. Similar to BTSF [17], Zhang et al. [109] introduce a strategy for self-supervised pre-training in time series by modeling time-frequency consistency (TF-C). This study argues that time-based and frequency-based representations, learned from the same time series, should be closer to each other in the time-frequency latent space than representations of different time series. TF-C aims to minimize the distance between time-based and frequency-based embeddings using a novel consistency loss. TimeCLR [116] is a self-supervised contrastive learning framework, enabling the feature extractor to learn invariant representations by minimizing the similarity between two augmented views of the same sample. Hajimoradlou et al. [110] introduce a self-supervised framework with similarity distillation along the temporal and instance dimensions for pre-training universal representations. For robot sensor data, Somaiya et al. [117] propose a simple representation learning framework, TS-Rep, based on T-Loss [47]. TS-Rep considers real-world scenarios of robotics by making the model available on varying length time series without any padding techniques.

CSL [58] proposes to learn time-series representations shapelets with multi-grained contrasting and multi-scale alignment for capturing information in various time ranges. Nguyen et al. [53] design a novel contrastive loss function by combining ideas from hierarchical loss [16] and triplet loss. FEAT [40] uses a combination of contrastive losses to jointly learn both feature-based consistency and temporal consistency by using hierarchical temporal contrasting loss, feature contrasting loss, and reconstruction loss. Choi and Kang [45] introduce uncertainty weighting approach to weigh multiple contrastive loss by considering homoscedastic uncertainty of multiple tasks, including contextual, temporal, and transformation consistencies. FOCAL [120] enforces the modality consistency to learn the features shared across modalities and the transformation consistency to learn the modality-specific feature. Additionally to accommodate sporadic deviations from locality due to periodic patterns, temporally close sample pairs and distant sample pairs are constrained by a loose ranking loss. COMET [72] composes four-level contrastive losses with respect to medical time series. To compromise these multiple losses, the overall loss has hyper-coefficients about each loss. TS-CoT [121] integrates contrastive learning into a multi-view time series representation learning framework, emphasizing the importance of global consistency and complementary information to enhance robustness against noise. By utilizing the ability of large language models (LLM), TEST [122], an embedding method grounded in contrastive learning, enables LLMs to handle time-series analysis tasks effectively by leveraging intrinsic information and avoiding the need for extensive pre-defined knowledge or annotations.

Many studies also employ contrastive learning to learn representations of irregular time-series data. For instance, TimeAutoML [115] adopts the AutoML framework, enabling automated configuration and hyperparameter optimization. This approach utilizes a contrastive learning framework

where negative samples are created by introducing random noise within the range defined by the minimum and maximum values of the given instances. Another work named PrimeNet [107] adopts a contrastive learning approach by generating augmented samples based on the observation density and employs a reconstruction task to facilitate the learning of irregular patterns.

For video representations, Morgado et al. [104] leverages 360° video data with strong spatial cues and conducts audio-visual spatial alignment as a pretext task. This pretext task involves spatially misaligned audio and video clips, treated as negative examples for contrastive learning. MemDPC [44] constitutes a self-supervised learning approach, specifically emphasizing representations for action recognition. Within this framework, training MemDPC involves a predictive attention mechanism applied to a collection of compressed memories. This training paradigm ensures that any subsequent states can be synthesized consistently through a convex combination of the condensed representations. Wang et al. [94] suggest a pretext task that classifies the pace of a clip into five categories: super slow, slow, normal, fast, and super fast. Contrastive learning is adopted by selecting positive pairs from a pair of clips in the same video and negative pair from a pair of clips in different videos. CCL [99] uses the inclusive relation of a video and frames for a contrastive learning strategy. The video and frames of the inclusive relation are learned to be close to each other in the video and frame embedding spaces. In addition to the non-contrastive loss, Haresh et al. [92] jointly use a temporal regularization term (i.e., Contrastive-IDM) to encourage different frames to be mapped to different points in the embedding space. Jenni and Jin [114] propose a time-equivariant contrastive learning model. In this framework, a pair of clips is the unit of contrastive learning. If two pairs have same temporal transformation within each pair, then the output of each clip is concatenated for each pair and the concatenated outputs become similar. Auxiliary tasks are also suggested such as classifying each temporal difference between two clips: predicting clip A as 2x speed and clip B as slow speed. CVRL [111] is a contrastive learning framework that uses the (temporally consistent) spatial augmentation and clip selection strategy, where each frames are spatially augmented. Here, two clips in the same video are positive, while two clips in the different videos are negative. RSPNet [108] solves the relative speed perception task and the appearance-focused video instance discrimination task with self-supervised representation learning by using a triplet loss and the InfoNCE loss.

Concerning other modalities, Lee et al. [71] employ contrastive learning to effectively associate sound and image modalities with limited paired data to enhance representation learning by encouraging similarity in positive pairs and dissimilarity in negative pairs. CSTP [98] introduces a pretext task for video representation called spatio-temporal overlap rate prediction that considers the intermediate of contrastive learning. With a joint optimization combining pretext tasks with contrastive learning, CSTP enhances the spatio-temporal representation learning for downstream tasks. DCLR [100] presents a dual contrastive formulation for video representation by decoupling the input RGB video sequence into static scene and dynamic motion. TCLR [112] is a contrastive learning framework for video understanding tasks. It is trained with novel local-local and global-local temporal contrastive losses. Chen et al. [101] propose sequence contrastive loss to sample two subsequences with an overlap for each video. The overlapped timestamps are considered positives, while the clips from other videos are negatives. Two timestamps neighboring each other also become positive pairs with the Gaussian weight proportional to the temporal distance. Qian et al. [106] propose a windowing based contrastive learning by sampling a long clip from a video and a short clip that lies inside the duration of the long clip. These long and short clips becomes a positive pair for contrastive learning and other long clips become negative instances. When conducting contrastive learning, final vectors are made in two different embedding spaces. The first one is a fine-grained space and each embedding is made at each timestamp. The second embedding space is a persistent embedding space and each timestamp embedding is global average

pooled for contrastive learning. Qing et al. [103] conduct representation learning on untrimmed video to reduce the amount of labor required for manual trimming and utilize the rich semantics of untrimmed video. Hierarchical contrastive learning teaches clips that are near in time and topic to be similar. Zhang and Crandall [102] introduce a self-supervised video representation learning trained with decoupled learning objectives into two contrastive sub-tasks, which are hierarchically spatial and temporal contrast. With graph learning, TCGL [83] uses a spatial-temporal knowledge discovering module for motion-enhanced spatial-temporal representations. TCGL introduces intra- and inter-snippet temporal contrastive graphs to explicitly model multi-scale temporal dependencies, employing a hybrid graph contrastive learning strategy. A recent study [113] proposes TempCLR, a contrastive learning framework for exploring temporal dynamics in video-paragraph alignment, leveraging a novel negative sampling strategy based on temporal granularity. By focusing on sequence-level comparison and using dynamic time warping, TempCLR captures temporal dynamics more effectively. Zhang et al. [105] model videos as stochastic processes via a novel process-based contrastive learning framework by enforcing an arbitrary frame to agree with a time-variant Gaussian distribution conditioned on the start and end frames.

Remark. Self-supervised representation learning has emerged as a powerful approach in the realm of time-series analysis, particularly due to its ability to mitigate the high labeling cost. The contrastive and non-contrastive self-supervised learning methods discussed showcase a diverse range of strategies, such as temporal contrasting, combination of contrastive consistencies, and dynamic graph modeling, among others, for capturing intricate temporal dependencies and spatial relations in various applications. Whether addressing multivariate time series, irregular patterns, or video representations, the contrastive-based approaches emphasize the importance of selecting meaningful positive and negative samples. The variety of techniques presented underscores the versatility of self-supervised learning in enhancing the efficiency and robustness of representation learning, paving the way for advancements in time-series analysis across different domains.

5 DATA-CENTRIC APPROACHES

In this group, we categorize the methods that focus on finding a new way to enhance the usefulness of the training data at hand. To capture the underlying patterns, trends, and relevant features within the time series, data-centric approaches prioritize engineering the data itself rather than focusing on model architecture and loss function design. We categorize data-centric approaches into three techniques: data augmentation, decomposition and transformation, and sample selection.

5.1 Data Augmentation Strategies

The studies in this category aim to increase the size and diversity of the training data. Especially in representation learning, most contrastive learning methods generate positive and negative samples by data augmentation. Also, different from other data types, time-series data augmentation should consider the unique properties in the time series, such as temporal dependencies, multi-scale dependencies, and inter-variable dependencies. We further categorize each method into random or policy-based augmentation.

5.1.1 Random Augmentation. In addition to hierarchical contrasting loss, TS2Vec [16] randomly treats two overlapping time segments as positive pairs for contrastive learning. Specifically, times-tamp masking and random cropping are applied to the input time series to generate a context. Here, the contrasting objective in TS2Vec is based on the augmented context views, meaning that representations of the same sub-series in two augmented contexts should be consistent. As a result, we can obtain a robust contextual representation for each sub-series without introducing unappreciated inductive biases like transformation- and cropping-invariance, which proven effective

for a wide range of downstream tasks. By considering frequency information, TF-C [109] aims to use both time and frequency features of time series to improve the representation quality. TF-C is claimed to be the first study to develop frequency-based contrastive augmentation exploiting spectral information and to explore time-frequency consistency in time series. It consists of a set of novel augmentations based on the characteristic of the frequency spectrum and produces a frequency-based embedding through contrastive instance discrimination. More specifically, TF-C introduces frequency-domain augmentation by randomly adding or removing frequency components, thereby exposing the model to a range of frequency variations. Recently, TS-CoT [121] facilitates the creation of diverse views for contrastive learning by enhancing robustness to noisy time series that contributes to the overall effectiveness of the representation learning.

5.1.2 Policy-based Augmentation. Instead of relying on randomness, several studies devised a specific criterion for data augmentation. TimeCLR [116] addresses the challenges of applying self-supervised learning to time series by introducing dynamic time warping-based augmentation, which is designed to induce phase shifts and amplitude changes in time-series data while preserving its structural and feature information. BTSF [17] uses the entire time series as input and applies a standard dropout as an instance-level augmentation to generate different views for representation learning of time series. This paper argues that using dropout as the augmentation method can preserve the global temporal information and capture long-term dependencies of time series more effectively. The construction of contrastive pairs also ensures that the augmented time series do not change their raw properties, effectively reducing the potential false negatives and positives.

Luo et al. [125] propose InfoTS, a meta-learning-based data augmentation method. InfoTS is an adaptive data augmentation method that uses information-aware criteria for selecting the optimal data augmentations to generate feasible positive samples for contrastive learning. The positive samples generated by InfoTS exhibit both high fidelity and diversity, which are essential attributes for contrastive learning. RIM [30] is another new time-series augmentation method that generates more samples by using a recursive interpolation function from the original time series to be used in training. This method can control how much the augmented time series trajectory deviates from the original trajectory. Based on consistency regularization, Shin et al. [119] propose a novel method of data augmentation called context-attached augmentation, which adds preceding and succeeding instances to a target instance to form its augmented instance, to fully exploit the sequential characteristic of time series in consistency regularization. This context-attached augmentation generates instances augmented with varying contexts while maintaining the target instance, thus avoiding direct perturbations on the target instance's attributes. Another recent method that uses frequency-domain information is proposed by Demirel and Holz [127]. This method is based on a mixup technique for non-stationary quasi-periodic time series. This method aims to connect intra-class samples together to find order in the latent space. With a mixture of the magnitude and phase of frequency components together with tailored operations, it can prevent destructive interference of mixup.

For video data, Chen et al. [101] use overlap augmentation techniques by sampling two subsequences with an overlap for each video. Overlapped timestamps are positives, and clips from other videos are negatives. Two timestamps neighboring each other also become positive pairs with Gaussian weight proportional to temporal distance. Zhang and Crandall [102] introduce a novel self-supervised video representation learning technique emphasizing spatial and temporal features through a contrastive approach. Augmentation is used as a regularization tool, guiding the network to learn desired semantics in contrastive learning. FreqAug [126] pushes the model to focus more on dynamic features via dropping spatial or temporal low-frequency components. For various downstream tasks, FreqAug stochastically eliminates particular frequency components from the

video to help the latent representation better capture meaningful features from the remaining data. Kim et al. [124] propose DynaAugment by dynamically changing the augmentation magnitude over time in order to learn the temporal variations of a video. By Fourier sampling the magnitudes, it regulates the augmentations diversely while maintaining the temporal consistency.

Remark. Recent advancements in time-series representation learning have emphasized the importance of augmentation strategies tailored to capture both temporal and frequency characteristics effectively. While random augmentation methods leverage augmented context views for robust representation, policy-based approaches employ specific criteria to generate diverse and high-fidelity positive samples for contrastive learning. These augmentation techniques not only enhance the model's ability to handle noisy and diverse time-series data but also ensure the preservation of essential temporal and spectral attributes.

5.2 Decomposition and Transformation

Unlike the above technique that increases the number of samples, methods in this subcategory aim to extract more meaningful information from the training data.

5.2.1 Time-Series Decomposition. mWDM [48] is an early attempt that integrates multi-level discrete wavelet decomposition into a deep neural network framework. This framework allows for the preservation of frequency learning advantages while facilitating the fine-tuning of parameters within a deep learning context. Fang et al. [97] decompose the spatial relation within multivariate time series into prior and dynamic graphs to model both common relation shared across all instances and distinct correlation that varies across instances.

To enhance video-level tasks, including video classification, and more detailed tasks like action segmentation, Behrmann et al. [129] separate the representation space into stationary and non-stationary characteristics through contrastive learning from long and short views. Zeng et al. [128] improve generalization across various downstream tasks by learning spatially-local/temporally-global and spatially-global/temporally-local features from audio-visual modalities to capture global and local information inside a video. This method enables the capturing of both slowly changing patch-level information and fast changing frame-level information. More recently, Yang et al. [130] propose a unified framework for joint audio-visual speech recognition and synthesis. Each modality is decomposed into modality-specific and modality-invariant features. Modality-invariant codebook enhances the alignment between the linguistic representation space of visual and audio modalities.

5.2.2 Input Space Transformation. To make effectively exploit vision models, Anand and Nayak [52] transform 1D time series into 2D images and use the transformed images as features for the subsequent learning phase with models pretrained on large image datasets, such as ResNet50. Similarly, TimesNet [31] learns the temporal variations in the 2D space to enhance the representation capability by capturing variations both within individual periods and across multiple periods in the time series. It analyzes the time series from a new dimension of multi-periodicity by extending the analysis of temporal variations from 1D into 2D space. Besides, by transforming the 1D time series into a set of 2D tensors, TimesNet breaks the bottleneck of representation capability in the original 1D space, enabling well-performing vision backbones applicable to the transformed time series.

To address tasks involving irregular time series data, some input space transformation techniques have been proposed. SplineNet [131] generates splines from the input time series and directly utilizes them as input for a neural network. This approach introduces a learnable spline kernel to effectively process the input spline. MIAM [132] considers multiple views of the input data, including time intervals, missing data indicators, and observation values. These transformed input data are then processed by the multi-view integration attention module to solve downstream tasks. Recently, Zhong et al. [75] propose a novel multi-scale temporal patching approach to divide the input time

series into non-overlapping patches along the temporal dimension in each layer. It treats the time series as patches. Different layers have different patch sizes such that they can focus on different time scales, making the representations more expressive.

For temporal graph networks, Chanpuriya et al. [133] construct time-decayed line graph to train edge representation by creating a sparse matrix of proximities between temporal edges.

Remark. Time-series decomposition and input space transformation have significantly enhanced the capabilities of deep models for analyzing and processing time-series and video data. Notably, innovations in transforming 1D time series into 2D images or tensors, as well as methods addressing irregular time series, have expanded the applicability and performance of vision backbones.

5.3 Methods for Sample Selection

Methods in this group aim to generate or select the most useful samples based on the available training data for enhancing the informativeness of the learned representations.

5.3.1 Generative Methods. Sample generation is a popular technique that increases the size and diversity of the training data when the data is scarce. This line of work explicitly generate new samples by transformation or generative models. For enhancing the noise resilience, Nguyen et al. [53] propose a novel noise-resilient sampling strategy by exploiting a parameter-free discrete wavelet transform low-pass filter to generate a perturbed version of the original time series. By leveraging the large language model (LLM), LAVILA [134] learns better video-language embedding when only few text annotations are available. Using the available video-text data, it first fine-tunes LLM to generate text narration given visual input. Then densely annotated videos via a fine-tuned narrator are used for video-text contrastive learning.

5.3.2 (Re-)Sampling Strategies. Sampling strategies aim to effectively select the best samples from available training data for a particular learning scenario. An early study adopting sample selection for time-series representation learning is proposed by Franceschi et al. [47]. This work uses time-based negative sampling with the T-Loss mentioned above. It determine several negative samples by independently choosing sub-series from other time series at random, whereas a sub-series within the referenced time series is consider a positive sample. This technique encourages representations of the input time segment and its sampled sub-series to be close to each other. MTRL [35] utilizes discriminative samples to design a distance-weighted sampling strategy for achieving high convergence speed and accuracy.

Remark. Both generative methods and sampling strategies play pivotal roles in enhancing the efficacy and diversity of training data. Generative techniques offer methods to augment data and improve resilience against noise, especially when data is limited. On the other hand, sampling strategies underscore the importance of judiciously selecting samples to optimize representation learning, emphasizing both convergence speed and accuracy in training. As most of the time-series representation learning methods focus on extracting features useful for the downstream tasks, sample generation may be less popular. Furthermore, compared to other data types such as image and natural language, there is a lack of generative foundation models that can be utilized off-the-shelf for sample generation.

6 EXPERIMENTAL DESIGN

This section describes the typically used experimental design for comparing universal representation learning methods for time series. We describe widely-used protocol and introduce publicly available benchmark datasets with evaluation metrics according to the downstream tasks.

Given a set of N time series $\{(\mathbf{X}_i, \mathbf{y}_i)\}_{i=1}^N$ and J pre-trained representation learning models $\{f_{e,j}\}_{j=1}^J$, this section describes how we evaluate each model to determine the best one. As discussed in Section 1, representations of time series play a vital role in solving time-series analysis tasks. We expect that the *learned* representations by f_e generalize to unseen downstream tasks. Accordingly, the most common evaluation method is how learned representations help solve downstream tasks.

Additionally, we need a function g_d that maps a representation (feature) space to a label space. For example, $g_d(f_e(\mathbf{X})) : \mathbb{R}^{R \times F} \rightarrow \mathbb{R}^{|\mathcal{C}|}$ for classification or $g_d(f_e(\mathbf{X})) : \mathbb{R}^{R \times F} \rightarrow \mathbb{R}^H$ for forecasting. This is because f_e is designed to extract feature representations, not to solve the downstream task. Commonly, g_d is implemented as a simple function, such as linear regression, support vector machines, or shallow neural networks because it is enough to solve the downstream task if the learned representations already capture meaningful and discriminative features.

6.1 Evaluation Procedure

Let $\mathcal{D} = \{\mathbf{X}_i, \mathbf{y}_i\}_{i=1}^N$ the downstream data. We then compare the encoders f_e by using the task-specific evaluation metrics of the downstream task. The evaluation procedures are as follows.

- (1) Train f_e and g_d on the downstream dataset \mathcal{D} with the pre-trained encoder $f_{e,j}$ for each j .
- (2) Compare task-specific evaluation metric values, e.g., accuracy for classification or mean square error for regression.

In the first step, there are two common protocols to evaluate the encoders: frozen and fine-tuning.

6.1.1 Frozen Protocol. As we expect f_e to learn meaningful representations for downstream tasks, we do not update the pre-trained f_e , i.e., freezing its weights. Training g_d uses less computation budget and converges faster than the training of f_e and g_d from scratch on the downstream dataset. The standard choice of g_d is a linear model (e.g., linear regression and logistic regression) or non-parametric method (e.g., k -nearest neighbors). This evaluation approach is usually referred as *linear probing*. To further improve performance with additional computing cost, we can also implement g_d as a nonlinear model, such as shallow neural networks with a nonlinear activation function.

6.1.2 Fine-Tuning Protocol. In fine-tuning protocol, we train both pre-trained f_e and g_d as a single model to obtain more performance gain of the downstream task or fill the gap between representation learning and downstream tasks. g_d is also known as a task-specific projection head in the representation learning network. This protocol usually uses small learning rate to optimize the model to preserve the original representation quality.

The combination of linear probing and fine-tuning protocol is also possible, especially for out-of-distribution as the encoder's performance on data sampled from out-of-distribution degrades after fine-tuning. Even though the fine-tuning protocol requires more computing budget than the frozen protocol, it empirically performs better than the frozen protocol [144].

6.2 Benchmark Datasets and Metrics for Downstream Tasks

We summarize widely-used benchmark datasets and evaluation metrics according to the downstream tasks. Some of these datasets are single-purpose datasets for a particular downstream task, and some are general-purpose time-series datasets that we can use for model evaluation across different tasks. Table 3 presents useful information of the reviewed datasets, including dataset names, dimensions, sizes, application domains, and reference sources.

6.2.1 Forecasting and Imputation. Since the output of forecasting and imputation tasks are numerical sequences, most studies uses the same benchmark datasets for both tasks. Commonly used datasets are from several application domains and services, including electricity (e.g., ETT [145]), transportation (e.g., Traffic [31]), meteorology (e.g., Weather [31]), finance (e.g., Exchange [146]) and

control systems (e.g., MoJoCo [39]). To facilitate the evaluation of forecasting models, Godahewa et al. [147] also introduce a publicly accessible archive for time-series forecasting. Given the numerical nature of the predicted results, the most commonly used metrics are mean squared error (MSE) and mean absolute error (MAE).

6.2.2 Classification and Clustering. As the classification and clustering tasks both aim to identify the real category to which a time-series sample belongs, existing studies usually use the same set of benchmark datasets to evaluate the model performance. Curated benchmarks comprising heterogeneous time series from various application domains, such as UCR [148] and UEA [149], are the most widely used because they can provide a comprehensive evaluation regarding the generalization of the model being evaluated. Besides, many researchers also use human activity (e.g., HAR [150]) and health (e.g., PhysioNet Sepsis [151]) related datasets due to their practicality for real-world applications. We recommend referring to Table 3 for the exhaustive list (including audio and video modalities) of datasets for the classification and clustering tasks.

Regarding the evaluation metrics, while we can evaluate the classification task with accuracy, precision, recall, and F1 score, we usually assess the clustering task with Silhouette score, adjusted rand index (ARI), and normalized mutual information (NMI) to assess the inherent clusterability due to the absence of label instances. For classification, we may also use the area under the precision-recall curve (AUPRC) to handle the class imbalance cases.

6.2.3 Regression. Compared to the forecasting and classification tasks, time-series regression, particularly with deep learning, remains relatively underexplored. Only a handful of public benchmark datasets (e.g., heart rate monitoring data [127] and air quality [74]) exist. The TSER archive, introduced by Tan et al. [152], is the most comprehensive benchmark for time-series regression. Like forecasting and imputation tasks, the metrics for regression are MSE and MAE. Additional metrics, such as root mean squared error (RMSE) and R-squared (R^2), are also commonly used.

6.2.4 Segmentation. Likewise, time-series segmentation with deep learning is also relatively underexplored. There are two standard curated benchmarks: UTSA [153] and TSSB [154]. To assess the segmentation performance, F1 and covering scores are typically used. The F1 score emphasizes the importance of detecting the correct timestamps at which the underlying process changes. In contrast, the covering score focuses on splitting a time series into homogeneous segments and reports a measure for the overlaps of predicted versus labeled segments.

6.2.5 Anomaly Detection. Anomaly detection is one of the most popular research topics in time series. There are several benchmarks publicly available, as listed in Table 3. However, as argued by recent studies [155, 156], most existing benchmarks are deeply flawed and cannot provide a meaningful assessment of the anomaly detection models. Therefore, we recommend using newly proposed datasets, such as ASD [157], TimeSeAD [156], and TSB-UAD [158].

Concerning the evaluation metrics, point-adjust F1 score [159] is the most widely used metric for time-series anomaly detection. Nevertheless, this metric is also found to have an overestimation problem, which cannot give a reliable performance evaluation. Accordingly, recent studies [160–162] have started to adopt more robust evaluation metrics, e.g., VUS [163], PA%K [164], and eTaPR [165].

6.2.6 Retrieval. Although we find that a few studies of the reviewed articles use particular datasets for the retrieval task (e.g., EK-100 [166], Howto100M [167], and MUSIC [168]), the task itself can be evaluated with any benchmark dataset because it is basically based on arbitrary query time series. For time-series retrieval [35], benchmark datasets for classification (e.g., UCR) are commonly used. For the evaluation, the top- k recall rate (higher is better) is the standard metric to examine the overlap percentage of the top- k results and the ground truth. k is usually set to 5, 10, and 20.

Table 3. Summary of public datasets widely used for time-series representation learning. T and V indicate the varying time-series length (or # frames) and number of variables (or video resolution) per sample, respectively.

Downstream Tasks	Dataset Name	Size	Dimension	Domain	Modality	Reference Source
Forecasting & Imputation	ETTh	14,307	7	Electric Power	time series	[145]
	ETTm	57,507	7	Electric Power	time series	[145]
	Electricity	26,304	321	Electricity Consumption	time series	[31]
	Traffic	17,451	862	Transportation	time series	[31]
	PEMS-BAY	16,937,179	325	Transportation	spatiotemporal	[169]
	METR-LA	6,519,002	207	Transportation	spatiotemporal	[169]
	Weather	52,603	21	Climatological Data	time series	[31]
	Exchange	7,588	8	Daily Exchange Rate	time series	[146]
	ILI	861	7	Illness	time series	[31]
	Google Stock	3,773	6	Stock Prices	time series	[170]
	Monash TSF	$30 \times T$	V	Multiple	time series	[147]
	Solar	52,560	137	Solar Power Production	time series	[146]
	MoJoCo	$10,000 \times 100$	14	Control Tasks	time series	[39]
	USHCN-Climate	386,068	5	Climatological Data	time series	[61]
Classification & Clustering	UCR	$128 \times T$	1	Multiple	time series	[148]
	UEA	$30 \times T$	V	Multiple	time series	[149]
	PhysioNet Sepsis	$40,336 \times T$	34	Medical Data	time series	[151]
	PhysioNet ICU	$12,000 \times T$	36	Medical Data	time series	[171]
	PhysioNet ECG	$12,186 \times T$	1	Medical Data	time series	[172]
	HAR	10,299	9	Human Activity	time series	[150]
	EMG	163	1	Medical Data	time series	[173]
	Epilepsy	11,500	1	Brain Activity	time series	[174]
	Waveform	76,567	2	Medical Data	time series	[121]
	Gesture	440	3	Hand Gestures	time series	[175]
	MOD	39,609	2	Moving Object	time series	[120]
	PAMAP2	9,611	10	Human Activity	time series	[120]
	Sleep-EEG	371,005	1	Sleep Stages	time series	[90]
	RealWorld-HAR	12,887	9	Human Activity	time series	[120]
	Speech Commands	5,630,975	20	Spoken Words	audio	[39]
	LRW	13,050,000	64×64	Lib Reading	video	[176]
	ESCS0	10,000	1	Environmental Sound	audio	[177]
	UCF101	333,000	320×240	Human Activity	video	[178]
	HMDB51	$6,849 \times T$	$V_{width} \times V_{height}$	Human Activity	video	[179]
	Kinetics-400	7,656,125	$V_{width} \times V_{height}$	Human Activity	video	[180]
	AD	1,527,552	16	Medical Data	time series	[72]
	PTB	18,711,000	15	Medical Data	time series	[72]
	TDBrain	3,035,136	33	Brain Activity	time series	[72]
	MMAct	36,764 (only number of instances)	N/A	Human Activity	multi-modality	[181]
PennAction	$2,326 \times T$	640×480	Human Activity	video	[101]	
FineGym	$4,883 \times T$	$V_{width} \times V_{height}$	Human Activity	video	[101]	
Pouring	$84 \times T$	$V_{width} \times V_{height}$	Human Activity	video	[101]	
Something-Something	2,650,164	84×84	Human Activity	video	[124]	
Regression	TSER Archive	$19 \times T$	V	Multiple	time series	[152]
	Neonate	$79 \times T$	18	Neonatal EEG Recordings	time series	[182]
	IEEE SPC	$22 \times T$	5	Heart Rate Monitoring	time series	[127]
	DaLia	$15 \times T$	11	Heart Rate Monitoring	time series	[127]
	IHEPC	2,075,259	1	Electricity Consumption	time series	[47]
	AEPD	19,735	29	Appliances Energy	time series	[74]
	BMAD	420,768	6	Air Quality	time series	[74]
	SML2010	4,137	18	Smart home	time series	[74]
Segmentation	TSSB	$75 \times T$	1	Multiple	time series	[154]
	UTSA	$32 \times T$	1	Multiple	time series	[153]
Anomaly Detection	FD-A	8,184	1	Mechanical System	time series	[183]
	FD-B	13,640	1	Mechanical System	time series	[183]
	KPI	5,922,913	1	Server Machine	time series	[16]
	TODS	T	V	Synthetic Data	time series	[184]
	SMD	1,416,825	38	Server Machine	time series	[185]
	ASD	154,171	19	Server Machine	time series	[157]
	PSM	220,322	26	Server Machine	time series	[186]
	MSL	130,046	55	Spacecraft	time series	[187]
	SMAP	562,800	25	Spacecraft	time series	[187]
	SWaT	944,919	51	Infrastructure	time series	[188]
	WADI	1,221,372	103	Infrastructure	time series	[189]
	Yahoo	572,966	1	Multiple	time series	[16]
	TimeSeAD	$21 \times T$	V	Multiple	time series	[156]
	TSB-UAD	$1,980 \times T$	1	Multiple	time series	[158]
	UCR-TSAD	$250 \times T$	1	Multiple	time series	[155]
	UCFCrime	$1,900 \times T$	$V_{width} \times V_{height}$	Surveillance	video	[190]
	Oops!	$20,338 \times T$	$V_{width} \times V_{height}$	Human Activity	video	[191]
	DFDC	$128,154 \times T$	256×256	Deepfake	video	[192]
Retrieval	EK-100	89,977	$V_{width} \times V_{height}$	Human Activity	video	[166]
	HowTo100M	136,600,000	$V_{width} \times V_{height}$	Human Activity	video	[167]
	MUSIC	714	$V_{width} \times V_{height}$	Musical Instrument	multi-modality	[168]

6.3 Additional Metric for Inherent Representation Quality

Besides the task-specific metrics, recent studies [31, 90] also evaluate the inherent quality of the learned representation by calculating the centered kernel alignment (CKA) similarity between representations from the first and the last layers. A higher CKA similarity indicates more similar representations. As the bottom layer representations usually contain low-level or detailed information, a smaller similarity means the top layer contains different information from the bottom layer and indicates the model tends to learn high-level representations or more abstract information.

In general, better forecasting and anomaly detection accuracy is related to higher CKA similarity, while better imputation and classification results corresponds to the lower CKA similarity. Specifically, the lower CKA similarity means that the representations are distinguishing among different layers, thus being hierarchical representations. These results also indicate the property of representations that each task requires. Thus, we can use this metric to evaluate whether an encoder learn appropriate representations for different tasks.

7 OPEN CHALLENGES AND FUTURE RESEARCH DIRECTIONS

In this section, we discuss open challenges around time-series analysis and outline promising future research directions that have the potential to enhance the existing universal time-series representation learning methods.

7.1 Time-Series Annotation and Active Learning

The complexity and length of time-series data significantly increase the cost of manual labeling. Obtaining annotated time series is challenging due to the domain-specific nature and lack of publicly accessible sources. Even domain experts may struggle to provide consistent annotations because time-series shapes can be perceived differently among annotators. For instance, datasets like Sleep-EDF [193], containing lengthy EEG recordings, require doctors to identify anomalies with a consensus among multiple experts for each annotation. This level of expertise is also demanded by applications such as anomaly detection in smart factory sensors, making the process time-consuming and labor-intensive.

Efforts within the deep learning community have aimed to address label sparsity, notably through active learning [194, 195]. This approach minimizes labeling costs by selecting the most informative unlabeled instances and presenting them to an expert (oracle) for annotation. Active learning involves developing a query strategy that prioritizes which data points to label next based on predefined criteria, e.g., informativeness and diversity. The process iterates by training a model with the initial labels, selecting the most informative or diverse unlabeled data points for labeling, retraining the model, and repeating this cycle until a certain performance threshold (e.g., annotation budget) is reached. Therefore, developing an effective annotation process with active learning for time-series representation learning, enabling a more robust supervision signal, is expected to be a promising research direction.

7.2 Distribution Shifts and Adaptation

Distribution shifts between training and testing data are one of the factors causing the trained model to exhibit low performance during the test phase. When a time series model undergoes continuous testing, especially during the model deployment, various forms of concept drift, such as sudden, gradual, incremental, and recurrent drifts, may occur due to the accumulation of unseen time-series data [196]. A domain shift problem may also arise due to differences between the source domain used in the training phase and the target domain used in the test phase.

Given that distribution shifts resulting from concept drift and domain shift are the factors that degrade model performance, previous studies have focused on concept drift adaptation and domain adaptation to address these shifts in specific downstream tasks, such as classification, anomaly detection, and forecasting [197–199]. Addressing distribution shifts in the test phase is also crucial for learning representations for various downstream environments. Therefore, researchers should consider future directions to develop distribution shift adaptations for universal representation learning with discrepancy-based and adversarial methods, for example.

7.3 Reliable Data Augmentation

Determining the appropriate type and degree of data augmentation is essential, as minor changes can significantly alter the original characteristics of time series. Various techniques, including jittering, shifting, scaling, and warping, have been used for time-series representation learning. However, the reliability of these methods has not been fully explored. With the advent of new learning paradigms, such as contrastive learning, the importance of data augmentation increases. Data augmentation serves not only to expand the size of datasets but also to provide diverse class-invariant features. Unfortunately, most current approaches focus more on the evolving role of data augmentation, often overlooking its fundamental task to maintain the integrity of the original data characteristics. Recent studies [125, 127] have started to address the reliability of data augmentation and develop new techniques or adaptive strategies based on more reliable criteria. Despite these advancements, many studies still rely on empirical methods for determining data augmentation. Therefore, a promising direction is devising an evaluation method for time-series data augmentation to estimate the reliability and effectiveness of selecting the potential optimal augmentation strategy.

7.4 Neural Architecture Search

Making efficient deep learning models for universal representation learning is challenging because it laboriously relies on tedious manual trial-and-error to design the network architectures and select corresponding hyperparameters relevant to the three design elements we discussed. The inefficient hand-crafted design will inevitably involve human bias, leading to sub-optimal architectures [200]. Accordingly, recent endeavors employ NAS to discover an optimal architecture by automatically designing neural architectures and network hyperparameters, e.g., the number of layers, network type, embedding dimension, and hidden dimension. These configurations significantly affect the learned representation quality and the downstream task performance. Even though NAS has demonstrated its successes in diverse tasks for computer vision and natural language processing [201], NAS for time series is still underexplored. There are only NAS methods for a specific time-series analysis task, such as forecasting [202–206] and classification [207–209], thus having very limited generalizability. Automatically discovering neural architectures for universal time-series representation learning that perform well across downstream tasks is an important future direction, especially for industry-scale time series having high dimensions and large volumes newly generated every day.

7.5 Large Language and Foundation Models

Nowadays, many large language models (LLMs) across various domains have significantly transformed the landscape of natural language processing and computer vision. Integrating LLMs into time-series representation learning will enable the model to capture rich meanings embedded in these time-dependent patterns. The synergy between linguistic context and temporal dependencies additionally allows the model to identify complex relationships within the data, enabling more robust and fine-grained representations. The applications of LLMs, such as zero-shot learning,

few-shot learning, and fine-tuning, have demonstrated performance comparable to existing deep learning methods. We note ongoing attempts to leverage LLMs for time-series analysis, yet mostly limited to forecasting tasks [210]. Thus, using LLMs in time-series representation learning is expected to enhance the embedding quality by accurately capturing time-dependent patterns in the time series. We also expect future research on aligning time-series representations with language embeddings to provide valuable insights, not only in the context of single-modal time series but also in the realm of multi-modal or multivariate time series.

7.6 Representations of Irregularly-Sampled Time Series

Irregular time series naturally appear in real-world scenarios across various fields, including finance, healthcare, and environmental observation. This irregularity usually stems from sporadic observations and system failures. However, managing irregularly-sampled time series effectively has proven challenging because existing deep learning models are devised initially for regularly-spaced natural language data. Early attempts like GRU-D [211] modify existing deep models to handle irregular time series. Another line of work uses Neural ODEs [212] that learn continuous vector space to represent irregular time series. While the concept of neural differential equations (NDEs) aligns well with irregular time series, these methods still have limitations. First, the training time of NDEs may be instable due to the use of the Runge-Kutta method for integration calculations. Second, the requirement that the hidden state of NDEs should be differentiable limits their ability to represent high-frequency time series. Compared to NDEs, approaches modifying attention [80] or employing interpolation [213] to address irregular time series also show promising results.

In addition to the model-centric approaches, we expect a potential research direction for irregular time series to be a data-centric approach. Unlike regular time-series datasets, irregular time series can contain diverse causes of irregularities often overlooked by previous studies. For instance, medical data may exhibit irregularities from sensor malfunctions, while financial data (e.g., credit card transactions) may contain irregularities due to its sporadic event-based nature. By integrating the understanding of the causes of irregularities into the learning process, we can obtain more precise representations of irregular time series.

7.7 Multi-Modal and Multi-View Representation Learning

Vision-language models such as CLIP [214] and ALIGN [215] have recently shown remarkable performance in zero-shot learning and fine-tuning for various vision-related downstream tasks by utilizing the semantics of human languages. If time-series data entail semantics understandable to humans, we can make multi-view representations of time series by using human languages as an additional modality to annotate them. As a result, the learned representations from time series-language representation learning will become more expressive and fine-grained in semantics. For example, human activity data [7] or time-series anomalies can be described in human languages based on human movement and the context of abnormal situations. However, unlike video representation learning, which can leverage a vision-language pre-trained model for the annotation, time-series data annotation with human language can be laborious and highly domain-specific. Thus, building a large multi-modal time series-text dataset will be a promising future direction.

8 CONCLUSIONS

This article introduces a universal time-series representation learning research and its importance for downstream time-series analysis. We present a comprehensive and up-to-date literature review of universal representation learning for time series by categorizing the recent advancements from design perspectives. Our main goal is to answer how each fundamental design element—*neural architectures*, *learning objectives*, and *training data*—of state-of-the-art time-series representation

learning methods contributes to the improvement of the learned representation quality, resulting in a novel structured taxonomy with fifteen subcategories. Although most state-of-the-art studies consider all design elements in their methods, only one or two elements are newly proposed. Given the current review of the selected studies, we find that decomposition and transformation methods and sample selection techniques in the data-centric approaches are still underexplored. In addition, we provide a practical guideline about standard experimental setups and widely used time-series datasets for particular downstream tasks, together with discussions on various open challenges and future research directions related to time-series representation learning. Ultimately, we expect this survey to be a valuable resource for practitioners and researchers interested in a multi-faceted understanding of the universal representation learning methods for time series.

ACKNOWLEDGMENTS

This work was supported by Institute of Information & Communications Technology Planning & Evaluation (IITP) grant funded by the Korea government (MSIT) (No. 2022-0-00157, Robust, Fair, Extensible Data-Centric Continual Learning, 50% and No. 2020-0-00862, DB4DL: High-Usability and Performance In-Memory Distributed DBMS for Deep Learning, 50%).

REFERENCES

- [1] Yasmin Fathy, Payam Barnaghi, and Rahim Tafazolli. Large-scale indexing, discovery, and ranking for the internet of things (iot). *ACM CSUR*, 51(2):1–53, 2018.
- [2] Andrew A Cook, Göksel Mısırlı, and Zhong Fan. Anomaly detection for iot time-series data: A survey. *IEEE Internet of Things Journal*, 7(7):6481–6494, 2019.
- [3] Jairo Giraldo, David Urbina, Alvaro Cardenas, Junia Valente, Mustafa Faisal, Justin Ruths, Nils Ole Tippenhauer, Henrik Sandberg, and Richard Candell. A survey of physics-based attack detection in cyber-physical systems. *ACM CSUR*, 51(4):1–36, 2018.
- [4] Yuan Luo, Ya Xiao, Long Cheng, Guojun Peng, and Danfeng Yao. Deep learning-based anomaly detection in cyber-physical systems: Progress and opportunities. *ACM CSUR*, 54(5):1–36, 2021.
- [5] Wenbo Ge, Pooia Lalbakhsh, Leigh Isai, Artem Lenskiy, and Hanna Suominen. Neural network-based financial volatility forecasting: A systematic review. *ACM CSUR*, 55(1):1–30, 2022.
- [6] Longbing Cao. Ai in finance: Challenges, techniques, and opportunities. *ACM CSUR*, 55(3):1–38, 2022.
- [7] Kaixuan Chen, Dalin Zhang, Lina Yao, Bin Guo, Zhiwen Yu, and Yunhao Liu. Deep learning for sensor-based human activity recognition: Overview, challenges, and opportunities. *ACM CSUR*, 54(4):1–40, 2021.
- [8] Fuqiang Gu, Mu-Huan Chung, Mark Chignell, Shahrokh Valaee, Baoding Zhou, and Xue Liu. A survey on deep learning for human activity recognition. *ACM CSUR*, 54(8):1–34, 2021.
- [9] Philippe Esling and Carlos Agon. Time-series data mining. *ACM CSUR*, 45(1):1–34, 2012.
- [10] Bryan Lim and Stefan Zohren. Time-series forecasting with deep learning: A survey. *Philos. Trans. Royal Soc.*, 379(2194):20200209, 2021.
- [11] Hassan Ismail Fawaz, Germain Forestier, Jonathan Weber, Lhassane Idoumghar, and Pierre-Alain Muller. Deep learning for time series classification: A review. *Data Min. Knowl. Discov.*, 33(4):917–963, 2019.
- [12] Chang Wei Tan, Christoph Bergmeir, François Petitjean, and Geoffrey I Webb. Time series extrinsic regression: Predicting numeric values from time series data. *Data Min. Knowl. Discov.*, 35:1032–1060, 2021.
- [13] Kukjin Choi, Jihun Yi, Changhwa Park, and Sungroh Yoon. Deep learning for anomaly detection in time-series data: Review, analysis, and guidelines. *IEEE Access*, 2021.
- [14] Anshul Sharma, Abhinav Kumar, Anil Kumar Pandey, and Rishav Singh. *Time Series Data Representation and Dimensionality Reduction Techniques*, pages 267–284. Springer, 2020.
- [15] George Zerveas, Srideepika Jayaraman, Dhaval Patel, Anuradha Bhamidipaty, and Carsten Eickhoff. A transformer-based framework for multivariate time series representation learning. In *KDD*, pages 2114–2124, 2021.
- [16] Zhihan Yue, Yujing Wang, Juanyong Duan, Tianmeng Yang, Congrui Huang, Yunhai Tong, and Bixiong Xu. TS2Vec: Towards universal representation of time series. In *AAAI*, volume 36, pages 8980–8987, 2022.
- [17] Ling Yang and Shenda Hong. Unsupervised time-series representation learning with iterative bilinear temporal-spectral fusion. In *ICML*, pages 25038–25054, 2022.
- [18] Varsha S Lalapura, J Amudha, and Hariramn Selvamuruga Satheesh. Recurrent neural networks for edge intelligence: A survey. *ACM CSUR*, 54(4):1–38, 2021.

- [19] Shitong Mao and Ervin Sejdić. A review of recurrent neural network-based methods in computational physiology. *IEEE Trans. Neural Netw. Learn. Syst.*, 0(0):1–21, 2022.
- [20] Brian Kenji Iwana and Seiichi Uchida. An empirical survey of data augmentation for time series classification with neural networks. *PLOS ONE*, 16(7):e0254841, 2021.
- [21] Qingsong Wen, Tian Zhou, Chaoli Zhang, Weiqi Chen, Ziqing Ma, Junchi Yan, and Liang Sun. Transformers in time series: A survey. In *IJCAI*, 2023.
- [22] Ming Jin, Huan Yee Koh, Qingsong Wen, Daniele Zambon, Cesare Alippi, Geoffrey I Webb, Irwin King, and Shirui Pan. A survey on graph neural networks for time series: Forecasting, classification, imputation, and anomaly detection. *arXiv:2307.03759*, 2023.
- [23] Yulia Rubanova, Ricky TQ Chen, and David Duvenaud. Latent odes for irregularly-sampled time series. In *NeurIPS*, volume 33, pages 5320–5330, 2019.
- [24] Chenxi Sun, Shenda Hong, Moxian Song, and Hongyan Li. A review of deep learning methods for irregularly sampled medical time series data. *arXiv:2010.12493*, 2020.
- [25] Emadeldeen Eldele, Mohamed Ragab, Zhenghua Chen, Min Wu, Chee-Keong Kwoh, and Xiaoli Li. Label-efficient time series representation learning: A review. *arXiv:2302.06433*, 2023.
- [26] Kexin Zhang, Qingsong Wen, Chaoli Zhang, Rongyao Cai, Ming Jin, Yong Liu, James Zhang, Yuxuan Liang, Guansong Pang, Dongjin Song, et al. Self-supervised learning for time series analysis: Taxonomy, progress, and prospects. *arXiv:2306.10125*, 2023.
- [27] Qianli Ma, Zhen Liu, Zhenjing Zheng, Ziyang Huang, Siying Zhu, Zhongzhong Yu, and James T Kwok. A survey on time-series pre-trained models. *arXiv:2305.10716*, 2023.
- [28] Qianwen Meng, Hangwei Qian, Yong Liu, Yonghui Xu, Zhiqi Shen, and Lizhen Cui. Unsupervised representation learning for time series: A review. *arXiv:2308.01578*, 2023.
- [29] Linus Ericsson, Henry Gouk, Chen Change Loy, and Timothy M Hospedales. Self-supervised representation learning: Introduction, advances, and challenges. *IEEE Signal Process. Mag.*, 39(3):42–62, 2022.
- [30] Amine Mohamed Aboussalah, Minjae Kwon, Raj G Patel, Cheng Chi, and Chi-Guhn Lee. Recursive time series data augmentation. In *ICLR*, 2023.
- [31] Haixu Wu, Tengge Hu, Yong Liu, Hang Zhou, Jianmin Wang, and Mingsheng Long. TimesNet: Temporal 2d-variation modeling for general time series analysis. In *ICLR*, 2023.
- [32] Qingsong Wen, Liang Sun, Fan Yang, Xiaomin Song, Jingkun Gao, Xue Wang, and Huan Xu. Time series data augmentation for deep learning: A survey. In *IJCAI*, pages 4653–4660, 2021.
- [33] Martin Långkvist, Lars Karlsson, and Amy Loutfi. A review of unsupervised feature learning and deep learning for time-series modeling. *Pattern Recognit. Lett.*, 42:11–24, 2014.
- [34] Shohreh Deldari, Hao Xue, Aaqib Saeed, Jiayuan He, Daniel V Smith, and Flora D Salim. Beyond just vision: A review on self-supervised representation learning on multimodal and temporal data. *arXiv:2206.02353*, 2022.
- [35] Ling Chen, Donghui Chen, Fan Yang, and Jianling Sun. A deep multi-task representation learning method for time series classification and retrieval. *Inf. Sci.*, 555:17–32, 2021.
- [36] Kun Liu, Wu Liu, Huadong Ma, Mingkui Tan, and Chuang Gan. A real-time action representation with temporal encoding and deep compression. *IEEE Trans. Circuits Syst. Video Technol.*, 31(2):647–660, 2020.
- [37] Sheo Yon Jhin, Heejoo Shin, Seoyoung Hong, Minju Jo, Solhee Park, Noseong Park, Seungbeom Lee, Hwiyoung Maeng, and Seungmin Jeon. Attentive neural controlled differential equations for time-series classification and forecasting. In *ICDM*, pages 250–259, 2021.
- [38] Futoon M Abushaqra, Hao Xue, Yongli Ren, and Flora D Salim. Crosspyramid: Neural ordinary differential equations architecture for partially-observed time-series. *arXiv:2212.03560*, 2022.
- [39] Sheo Yon Jhin, Jaehoon Lee, Minju Jo, Seungji Kook, Jinsung Jeon, Jihyeon Hyeong, Jayoung Kim, and Noseong Park. EXIT: Extrapolation and interpolation-based neural controlled differential equations for time-series classification and forecasting. In *WebConf*, pages 3102–3112, 2022.
- [40] Subin Kim, Euisuk Chung, and Pilsung Kang. FEAT: A general framework for feature-aware multivariate time-series representation learning. *Knowl.-Based Syst.*, 277:110790, 2023.
- [41] Yulia Rubanova, Tian Qi Chen, and David Duvenaud. Latent ordinary differential equations for irregularly-sampled time series. In *NeurIPS*, pages 5321–5331, 2019.
- [42] Eduardo H Sanchez, Mathieu Serrurier, and Mathias Ortner. Learning disentangled representations of satellite image time series. In *ECML PKDD*, pages 306–321, 2019.
- [43] Jiandong Xie, Yue Cui, Feiteng Huang, Chao Liu, and Kai Zheng. MARINA: An mlp-attention model for multivariate time-series analysis. In *CIKM*, pages 2230–2239, 2022.
- [44] Tengda Han, Weidi Xie, and Andrew Zisserman. Memory-augmented dense predictive coding for video representation learning. In *ECCV*, pages 312–329, 2020.

- [45] Heejeong Choi and Pilsung Kang. Multi-task self-supervised time-series representation learning. *arXiv:2303.01034*, 2023.
- [46] Tanzila Rahman, Mengyu Yang, and Leonid Sigal. TriBERT: Human-centric audio-visual representation learning. In *NeurIPS*, volume 34, pages 9774–9787, 2021.
- [47] Jean-Yves Franceschi, Aymeric Dieuleveut, and Martin Jaggi. Unsupervised scalable representation learning for multivariate time series. In *NeurIPS*, volume 32, 2019.
- [48] Jingyuan Wang, Ze Wang, Jianfeng Li, and Junjie Wu. Multilevel wavelet decomposition network for interpretable time series analysis. In *KDD*, pages 2437–2446, 2018.
- [49] Zhe Li, Zhongwen Rao, Lujia Pan, Pengyun Wang, and Zenglin Xu. Ti-MAE: Self-supervised masked time series autoencoders. *arXiv:2301.08871*, 2023.
- [50] Zhiyu Liang, Chen Liang, Zheng Liang, and Hongzhi Wang. UniTS: A universal time series analysis framework with self-supervised representation learning. *arXiv:2303.13804*, 2023.
- [51] Archibald Fraikin, Adrien Bennetot, and Stéphanie Allasonnière. T-Rep: Representation learning for time series using time-embeddings. *arXiv:2310.04486*, 2023.
- [52] Gaurangi Anand and Richi Nayak. Delta: deep local pattern representation for time-series clustering and classification using visual perception. *Knowl.-Based Syst.*, 212:106551, 2021.
- [53] Anh Duy Nguyen, Trang H Tran, Hieu H Pham, Phi Le Nguyen, and Lam M Nguyen. Learning robust and consistent time series representations: A dilated inception-based approach. *arXiv:2306.06579*, 2023.
- [54] Yi-Chen Chen, Sung-Feng Huang, Hung-yi Lee, Yu-Hsuan Wang, and Chia-Hao Shen. Audio word2vec: Sequence-to-sequence autoencoding for unsupervised learning of audio segmentation and representation. *IEEE/ACM Trans. Audio Speech Lang. Process.*, 27(9):1481–1493, 2019.
- [55] Tian Zhou, Peisong Niu, Xue Wang, Liang Sun, and Rong Jin. One Fits All: Power general time series analysis by pretrained lm. *arXiv:2302.11939*, 2023.
- [56] Simone Luetto, Fabrizio Garuti, Enver Sanginetto, Lorenzo Forni, and Rita Cucchiara. One Transformer for All Time Series: Representing and training with time-dependent heterogeneous tabular data. *arXiv:2302.06375*, 2023.
- [57] Xudong Guo, Xun Guo, and Yan Lu. SSAN: Separable self-attention network for video representation learning. In *CVPR*, pages 12618–12627, 2021.
- [58] Zhiyu Liang, Jianfeng Zhang, Chen Liang, Hongzhi Wang, Zheng Liang, and Lujia Pan. Contrastive shapelet learning for unsupervised multivariate time series representation learning. *arXiv:2305.18888*, 2023.
- [59] Michael Zhang, Khaled Kamal Saab, Michael Poli, Tri Dao, Karan Goel, and Christopher Re. Effectively modeling time series with simple discrete state spaces. In *ICLR*, 2023.
- [60] Filippo Maria Bianchi, Lorenzo Livi, Karl Øyvind Mikalsen, Michael Kampffmeyer, and Robert Jenssen. Learning representations of multivariate time series with missing data. *Pattern Recognition*, 96:106973, 2019.
- [61] Mona Schirmer, Mazin Eltayeb, Stefan Lessmann, and Maja Rudolph. Modeling irregular time series with continuous recurrent units. In *ICML*, pages 19388–19405, 2022.
- [62] Marin Biloš, Kashif Rasul, Anderson Schneider, Yuriy Nevmyvaka, and Stephan Günnemann. Modeling temporal data as continuous functions with stochastic process diffusion. In *ICML*, pages 2452–2470, 2023.
- [63] Abdul Fatir Ansari, Alvin Heng, Andre Lim, and Harold Soh. Neural continuous-discrete state space models for irregularly-sampled time series. In *ICML*, pages 926–951, 2023.
- [64] Lingfei Wu, Ian En-Hsu Yen, Jinfeng Yi, Fangli Xu, Qi Lei, and Michael Witbrock. Random warping series: A random features method for time-series embedding. In *AISTATS*, pages 793–802, 2018.
- [65] Chenxi Sun, Shenda Hong, Moxian Song, Yen-hsiu Chou, Yongyue Sun, Derun Cai, and Hongyan Li. TE-ESN: time encoding echo state network for prediction based on irregularly sampled time series data. In *IJCAI*, pages 3010–3016, 2021.
- [66] Zhining Liu, Dawei Zhou, and Jingrui He. Towards explainable representation of time-evolving graphs via spatial-temporal graph attention networks. In *CIKM*, pages 2137–2140, 2019.
- [67] Elizabeth Fons, Alejandro Sztrajman, Yousef El-Laham, Alexandros Iosifidis, and Svitlana Vyetrenko. Hypertime: Implicit neural representations for time series. In *NeurIPS Workshop on Synthetic Data for Empowering ML Research*, 2022.
- [68] Yucheng Wang, Min Wu, Xiaoli Li, Lihua Xie, and Zhenghua Chen. Multivariate time series representation learning via hierarchical correlation pooling boosted graph neural network. *IEEE Trans. Artif. Intell.*, 2023.
- [69] Yuening Li, Zhengzhang Chen, Daochen Zha, Mengnan Du, Jingchao Ni, Denghui Zhang, Haifeng Chen, and Xia Hu. Towards learning disentangled representations for time series. In *KDD*, pages 3270–3278, 2022.
- [70] Ruichu Cai, Jiawei Chen, Zijian Li, Wei Chen, Keli Zhang, Junjian Ye, Zhuozhang Li, Xiaoyan Yang, and Zhenjie Zhang. Time series domain adaptation via sparse associative structure alignment. In *AAAI*, pages 6859–6867, 2021.
- [71] Sangmin Lee, Hyung-Il Kim, and Yong Man Ro. Weakly paired associative learning for sound and image representations via bimodal associative memory. In *CVPR*, pages 10534–10543, 2022.

- [72] Yihe Wang, Yu Han, Haishuai Wang, and Xiang Zhang. Contrast everything: A hierarchical contrastive framework for medical time-series. In *NeurIPS*, 2023.
- [73] Yuqi Chen, Kan Ren, Yansen Wang, Yuchen Fang, Weiwei Sun, and Dongsheng Li. ContiFormer: Continuous-time transformer for irregular time series modeling. In *NeurIPS*, 2023.
- [74] Kai Zhang, Chao Li, and Qinmin Yang. TriD-MAE: A generic pre-trained model for multivariate time series with missing values. In *CIKM*, pages 3164–3173, 2023.
- [75] Shuhan Zhong, Sizhe Song, Guanyao Li, Weipeng Zhuo, Yang Liu, and S-H Gary Chan. A multi-scale decomposition mlp-mixer for time series analysis. *arXiv:2310.11959*, 2023.
- [76] Zhijian Xu, Ailing Zeng, and Qiang Xu. FITS: Modeling time series with 10k parameters. *arXiv:2307.03756*, 2023.
- [77] Qianli Ma, Sen Li, Lifeng Shen, Jiabing Wang, Jia Wei, Zhiwen Yu, and Garrison W Cottrell. End-to-end incomplete time-series modeling from linear memory of latent variables. *IEEE Trans. Cybern.*, 50(12):4908–4920, 2019.
- [78] Jingyuan Wang, Chen Yang, Xiaohan Jiang, and Junjie Wu. WHEN: A wavelet-dtw hybrid attention network for heterogeneous time series analysis. In *KDD*, page 2361–2373, 2023.
- [79] Matt Gorbett, Hossein Shirazi, and Indrakshi Ray. Sparse binary transformers for multivariate time series modeling. In *KDD*, page 544–556, 2023.
- [80] Satya Narayan Shukla and Benjamin Marlin. Multi-time attention networks for irregularly sampled time series. In *ICLR*, 2021.
- [81] Fadime Sener, Dipika Singhania, and Angela Yao. Temporal aggregate representations for long-range video understanding. In *ECCV*, pages 154–171, 2020.
- [82] Ranak Roy Chowdhury, Xiyuan Zhang, Jingbo Shang, Rajesh K Gupta, and Dezhi Hong. TARNet: Task-aware reconstruction for time-series transformer. In *KDD*, pages 212–220, 2022.
- [83] Yang Liu, Keze Wang, Lingbo Liu, Haoyuan Lan, and Liang Lin. TCGL: Temporal contrastive graph for self-supervised video representation learning. *IEEE Trans. Image Process.*, 31:1978–1993, 2022.
- [84] Etienne Le Nour, Louis Serrano, Léon Migus, Yuan Yin, Ghislain Agoua, Nicolas Baskiotis, Vincent Guigue, et al. Time series continuous modeling for imputation and forecasting with implicit neural representations. *arXiv:2306.05880*, 2023.
- [85] Chenguo Lin, Xumeng Wen, Wei Cao, Congrui Huang, Jiang Bian, Stephen Lin, and Zhirong Wu. NuTime: Numerically multi-scaled embedding for large-scale time series pretraining. *arXiv:2310.07402*, 2023.
- [86] Isma Hadji, Konstantinos G Derpanis, and Allan D Jepson. Representation learning via global temporal alignment and cycle-consistency. In *CVPR*, pages 11068–11077, 2021.
- [87] Ye Yuan, Guangxu Xun, Qiuling Suo, Kebin Jia, and Aidong Zhang. Wave2vec: Deep representation learning for clinical temporal data. *Neurocomputing*, 324:31–42, 2019.
- [88] Sana Tonekaboni, Chun-Liang Li, Sercan O Arik, Anna Goldenberg, and Tomas Pfister. Decoupling local and global representations of time series. In *AISTATS*, pages 8700–8714, 2022.
- [89] Dang Nguyen, Wei Luo, Tu Dinh Nguyen, Svetha Venkatesh, and Dinh Phung. Sqn2Vec: learning sequence representation via sequential patterns with a gap constraint. In *ECML PKDD*, pages 569–584, 2018.
- [90] Jiaxiang Dong, Haixu Wu, Haoran Zhang, Li Zhang, Jianmin Wang, and Mingsheng Long. SimMTM: A simple pre-training framework for masked time-series modeling. *arXiv:2302.00861*, 2023.
- [91] Sheng Guo, Zihua Xiong, Yujie Zhong, Limin Wang, Xiaobo Guo, Bing Han, and Weilin Huang. Cross-architecture self-supervised video representation learning. In *CVPR*, pages 19270–19279, 2022.
- [92] Sanjay Haresh, Sateesh Kumar, Huseyin Coskun, Shahram N Syed, Andrew Konin, Zeeshan Zia, and Quoc-Huy Tran. Learning by aligning videos in time. In *CVPR*, pages 5548–5558, 2021.
- [93] Hanwen Liang, Niamul Quader, Zhixiang Chi, Lizhe Chen, Peng Dai, Juwei Lu, and Yang Wang. Self-supervised spatiotemporal representation learning by exploiting video continuity. In *AAAI*, pages 1564–1573, 2022.
- [94] Jiangliu Wang, Jianbo Jiao, and Yun-Hui Liu. Self-supervised video representation learning by pace prediction. In *ECCV*, pages 504–521, 2020.
- [95] Jiangliu Wang, Jianbo Jiao, Linchao Bao, Shengfeng He, Wei Liu, and Yun-Hui Liu. Self-supervised video representation learning by uncovering spatio-temporal statistics. *IEEE Trans. Pattern Anal. Mach. Intell.*, 44(7):3791–3806, 2021.
- [96] Haodong Duan, Nanxuan Zhao, Kai Chen, and Dahua Lin. TransRank: Self-supervised video representation learning via ranking-based transformation recognition. In *CVPR*, pages 3000–3010, 2022.
- [97] Yuchen Fang, Kan Ren, Caihua Shan, Yifei Shen, You Li, Weinan Zhang, Yong Yu, and Dongsheng Li. Learning decomposed spatial relations for multi-variate time-series modeling. In *AAAI*, pages 7530–7538, 2023.
- [98] Yujia Zhang, Lai-Man Po, Xuyuan Xu, Mengyang Liu, Yexin Wang, Weifeng Ou, Yuzhi Zhao, and Wing-Yin Yu. Contrastive spatio-temporal pretext learning for self-supervised video representation. In *AAAI*, pages 3380–3389, 2022.
- [99] Quan Kong, Wenpeng Wei, Ziwei Deng, Tomoaki Yoshinaga, and Tomokazu Murakami. Cycle-contrast for self-supervised video representation learning. In *NeurIPS*, volume 33, pages 8089–8100, 2020.

- [100] Shuangrui Ding, Rui Qian, and Hongkai Xiong. Dual contrastive learning for spatio-temporal representation. In *MM*, pages 5649–5658, 2022.
- [101] Minghao Chen, Fangyun Wei, Chong Li, and Deng Cai. Frame-wise action representations for long videos via sequence contrastive learning. In *CVPR*, pages 13801–13810, 2022.
- [102] Zehua Zhang and David Crandall. Hierarchically decoupled spatial-temporal contrast for self-supervised video representation learning. In *WACV*, pages 3235–3245, 2022.
- [103] Zhiwu Qing, Shiwei Zhang, Ziyuan Huang, Yi Xu, Xiang Wang, Mingqian Tang, Changxin Gao, Rong Jin, and Nong Sang. Learning from untrimmed videos: Self-supervised video representation learning with hierarchical consistency. In *CVPR*, pages 13821–13831, 2022.
- [104] Pedro Morgado, Yi Li, and Nuno Nvasconcelos. Learning representations from audio-visual spatial alignment. In *NeurIPS*, volume 33, pages 4733–4744, 2020.
- [105] Heng Zhang, Daqing Liu, Qi Zheng, and Bing Su. Modeling video as stochastic processes for fine-grained video representation learning. In *CVPR*, pages 2225–2234, 2023.
- [106] Rui Qian, Yeqing Li, Liangzhe Yuan, Boqing Gong, Ting Liu, Matthew Brown, Serge J Belongie, Ming-Hsuan Yang, Hartwig Adam, and Yin Cui. On temporal granularity in self-supervised video representation learning. In *BMVC*, page 541, 2022.
- [107] Ranak Roy Chowdhury, Jiacheng Li, Xiyuan Zhang, Dezhi Hong, Rajesh Gupta, and Jingbo Shang. PrimeNet: Pre-training for irregular multivariate time series. In *AAAI*, 2023.
- [108] Peihao Chen, Deng Huang, Dongliang He, Xiang Long, Runhao Zeng, Shilei Wen, Mingkui Tan, and Chuang Gan. RSPNet: Relative speed perception for unsupervised video representation learning. In *AAAI*, pages 1045–1053, 2021.
- [109] Xiang Zhang, Ziyuan Zhao, Theodoros Tsiligkaridis, and Marinka Zitnik. Self-supervised contrastive pre-training for time series via time-frequency consistency. In *NeurIPS*, volume 35, pages 3988–4003, 2022.
- [110] Ainaz Hajimoradlou, Leila Pishdad, Frederick Tung, and Maryna Karpusha. Self-supervised time series representation learning with temporal-instance similarity distillation. In *ICML Workshop on Pre-training: Perspectives, Pitfalls, and Paths Forward*, 2022.
- [111] Rui Qian, Tianjian Meng, Boqing Gong, Ming-Hsuan Yang, Huisheng Wang, Serge Belongie, and Yin Cui. Spatiotemporal contrastive video representation learning. In *CVPR*, pages 6964–6974, 2021.
- [112] Ishan Dave, Rohit Gupta, Mamshad Nayeem Rizve, and Mubarak Shah. TCLR: Temporal contrastive learning for video representation. *Comput. Vis. Image Underst.*, 219:103406, 2022.
- [113] Yuncong Yang, Jiawei Ma, Shiyuan Huang, Long Chen, Xudong Lin, Guangxing Han, and Shih-Fu Chang. TempCLR: Temporal alignment representation with contrastive learning. In *ICLR*, 2023.
- [114] Simon Jenni and Hailin Jin. Time-equivariant contrastive video representation learning. In *ICCV*, pages 9970–9980, 2021.
- [115] Yang Jiao, Kai Yang, Shaoyu Dou, Pan Luo, Sijia Liu, and Dongjin Song. TimeAutoML: Autonomous representation learning for multivariate irregularly sampled time series. *arXiv:2010.01596*, 2020.
- [116] Xinyu Yang, Zhenguo Zhang, and Rongyi Cui. TimeCLR: A self-supervised contrastive learning framework for univariate time series representation. *Knowl.-Based Syst.*, 245:108606, 2022.
- [117] Pratik Somaiya, Harit Pandya, Riccardo Polvara, Marc Hanheide, and Grzegorz Cielniak. TS-Rep: Self-supervised time series representation learning from robot sensor data. In *NeurIPS Workshop on Self-Supervised Learning - Theory and Practice*, 2022.
- [118] Sana Tonekaboni, Danny Eytan, and Anna Goldenberg. Unsupervised representation learning for time series with temporal neighborhood coding. In *ICLR*, 2021.
- [119] Yooju Shin, Susik Yoon, Hwanjun Song, Dongmin Park, Byunghyun Kim, Jae-Gil Lee, and Byung Suk Lee. Context consistency regularization for label sparsity in time series. In *ICML*, pages 31579–31595, 2023.
- [120] Shengzhong Liu, Tomoyoshi Kimura, Dongxin Liu, Ruijie Wang, Jinyang Li, Suhas Diggavi, Mani Srivastava, and Tarek Abdelzaher. FOCAL: Contrastive learning for multimodal time-series sensing signals in factorized orthogonal latent space. In *NeurIPS*, 2023.
- [121] Weiqi Zhang, Jianfeng Zhang, Jia Li, and Fugee Tsung. A co-training approach for noisy time series learning. In *CIKM*, pages 3308–3318, 2023.
- [122] Chenxi Sun, Yaliang Li, Hongyan Li, and Shenda Hong. TEST: Text prototype aligned embedding to activate llm’s ability for time series. *arXiv:2308.08241*, 2023.
- [123] Emadeldeen Eldele, Mohamed Ragab, Zhenghua Chen, Min Wu, Chee Keong Kwoh, Xiaoli Li, and Cuntai Guan. Time-series representation learning via temporal and contextual contrasting. In *IJCAI*, pages 2352–2359, 2021.
- [124] Taeoh Kim, Jinhyung Kim, Minho Shim, Sangdoon Yun, Myunggu Kang, Dongyoon Wee, and Sangyoun Lee. Exploring temporally dynamic data augmentation for video recognition. In *ICLR*, 2023.
- [125] Dongsheng Luo, Wei Cheng, Yingheng Wang, Dongkuan Xu, Jingchao Ni, Wenchao Yu, Xuchao Zhang, Yanchi Liu, Yuncong Chen, Haifeng Chen, et al. Time series contrastive learning with information-aware augmentations. In

- AAAI, pages 4534–4542, 2023.
- [126] Jinhyung Kim, Taehy Kim, Minh Shim, Dongyoon Han, Dongyoon Wee, and Junmo Kim. Frequency selective augmentation for video representation learning. In *AAAI*, pages 1124–1132, 2023.
- [127] Berken Utku Demirel and Christian Holz. Finding order in chaos: A novel data augmentation method for time series in contrastive learning. In *NeurIPS*, 2023.
- [128] Zhaoyang Zeng, Daniel McDuff, Yale Song, et al. Contrastive learning of global and local video representations. In *NeurIPS*, volume 34, pages 7025–7040, 2021.
- [129] Nadine Behrmann, Mohsen Fayyaz, Juergen Gall, and Mehdi Noroozi. Long short view feature decomposition via contrastive video representation learning. In *ICCV*, pages 9244–9253, 2021.
- [130] Chih-Chun Yang, Wan-Cyuan Fan, Cheng-Fu Yang, and Yu-Chiang Frank Wang. Cross-modal mutual learning for audio-visual speech recognition and manipulation. In *AAAI*, pages 3036–3044, 2022.
- [131] Marin Biloš, Emanuel Rameanantu, and Stephan Günnemann. Irregularly-sampled time series modeling with spline networks. *arXiv:2210.10630*, 2022.
- [132] Yurim Lee, Eunji Jun, Jaehun Choi, and Heung-Il Suk. Multi-view integrative attention-based deep representation learning for irregular clinical time-series data. *J-BHI*, 26(8):4270–4280, 2022.
- [133] Sudhanshu Chanpuriya, Ryan A. Rossi, Sungchul Kim, Tong Yu, Jane Hoffswell, Nedim Lipka, Shunan Guo, and Cameron N Musco. Direct embedding of temporal network edges via time-decayed line graphs. In *ICLR*, 2023.
- [134] Yue Zhao, Ishan Misra, Philipp Krähenbühl, and Rohit Girdhar. Learning video representations from large language models. In *CVPR*, pages 6586–6597, 2023.
- [135] Sepp Hochreiter and Jürgen Schmidhuber. Long short-term memory. *Neural Comput.*, 9(8), 1997.
- [136] Kyunghyun Cho, Bart Van Merriënboer, Caglar Gulcehre, Dzmitry Bahdanau, Fethi Bougares, Holger Schwenk, and Yoshua Bengio. Learning phrase representations using rnn encoder-decoder for statistical machine translation. *arXiv:1406.1078*, 2014.
- [137] Shaojie Bai, J Zico Kolter, and Vladlen Koltun. An empirical evaluation of generic convolutional and recurrent networks for sequence modeling. *arXiv:1803.01271*, 2018.
- [138] Dzmitry Bahdanau, Kyung Hyun Cho, and Yoshua Bengio. Neural machine translation by jointly learning to align and translate. In *Proceedings of the 3rd ICLR*, 2015.
- [139] Navid Mohammadi Foumani, Lynn Miller, Chang Wei Tan, Geoffrey I Webb, Germain Forestier, and Mahsa Salehi. Deep learning for time series classification and extrinsic regression: A current survey. *arXiv:2302.02515*, 2023.
- [140] Ashish Vaswani, Noam Shazeer, Niki Parmar, Jakob Uszkoreit, Llion Jones, Aidan N Gomez, Łukasz Kaiser, and Illia Polosukhin. Attention is all you need. *NeurIPS*, 30, 2017.
- [141] Satya Narayan Shukla and Benjamin M Marlin. A survey on principles, models and methods for learning from irregularly sampled time series. *arXiv:2012.00168*, 2020.
- [142] Patara Trirat, Minseok Kim, and Jae-Gil Lee. Experimental analysis of the effect of autoencoder architectures on time series representation learning. *Korea Computer Congress*, pages 842–844, 2020.
- [143] Yoav Goldberg and Omer Levy. word2vec explained: deriving mikolov et al.’s negative-sampling word-embedding method. *arXiv:1402.3722*, 2014.
- [144] Kento Nozawa and Issei Sato. Evaluation methods for representation learning: A survey. *IJCAI-ECAL*, 2022.
- [145] Haoyi Zhou, Shanghang Zhang, Jieqi Peng, Shuai Zhang, Jianxin Li, Hui Xiong, and Wancai Zhang. Informer: Beyond efficient transformer for long sequence time-series forecasting. In *AAAI*, pages 11106–11115, 2021.
- [146] Guokun Lai, Wei-Cheng Chang, Yiming Yang, and Hanxiao Liu. Modeling long-and short-term temporal patterns with deep neural networks. In *SIGIR*, pages 95–104, 2018.
- [147] Rakshitha Wathsadina Godahewa, Christoph Bergmeir, Geoffrey I Webb, Rob Hyndman, and Pablo Montero-Manso. Monash time series forecasting archive. In *NeurIPS*, 2021.
- [148] Hoang Anh Dau, Anthony Bagnall, Kaveh Kamgar, Chin-Chia Michael Yeh, Yan Zhu, Shaghayegh Gharghabi, Chotirat Ann Ratanamahatana, and Eamonn Keogh. The ucr time series archive. *IEEE/CAA J. Autom. Sin.*, 6(6): 1293–1305, 2019.
- [149] Anthony Bagnall, Hoang Anh Dau, Jason Lines, Michael Flynn, James Large, Aaron Bostrom, Paul Southam, and Eamonn Keogh. The uea multivariate time series classification archive, 2018. *arXiv:1811.00075*, 2018.
- [150] Davide Anguita, Alessandro Ghio, Luca Oneto, Xavier Parra, Jorge Luis Reyes-Ortiz, et al. A public domain dataset for human activity recognition using smartphones. In *ESANN*, volume 3, page 3, 2013.
- [151] Matthew A Reyna, Christopher S Josef, Russell Jeter, Supreeth P Shashikumar, M Brandon Westover, Shamim Nemati, Gari D Clifford, and Ashish Sharma. Early prediction of sepsis from clinical data: the physionet/computing in cardiology challenge 2019. *Crit. Care Med.*, 48(2):210–217, 2020.
- [152] Chang Wei Tan, Christoph Bergmeir, Francois Petitjean, and Geoffrey I Webb. Time series extrinsic regression. *Data Min. Knowl. Discov.*, pages 1–29, 2021.

- [153] Shaghayegh Gharghabi, Yifei Ding, Chin-Chia Michael Yeh, Kaveh Kamgar, Liudmila Ulanova, and Eamonn Keogh. Matrix profile viii: domain agnostic online semantic segmentation at superhuman performance levels. In *ICDM*, pages 117–126, 2017.
- [154] Arik Ermshaus, Patrick Schäfer, and Ulf Leser. Clasp: parameter-free time series segmentation. *Data Min. Knowl. Discov.*, 37(3):1262–1300, 2023.
- [155] Renjie Wu and Eamonn Keogh. Current time series anomaly detection benchmarks are flawed and are creating the illusion of progress. *IEEE Trans. Knowl. Data Eng.*, 2021.
- [156] Dennis Wagner, Tobias Michels, Florian CF Schulz, Arjun Nair, Maja Rudolph, and Marius Kloft. Timesead: Benchmarking deep multivariate time-series anomaly detection. *TMLR*, 2023.
- [157] Zhihan Li, Youjian Zhao, Jiaqi Han, Ya Su, Rui Jiao, Xidao Wen, and Dan Pei. Multivariate time series anomaly detection and interpretation using hierarchical inter-metric and temporal embedding. In *KDD*, pages 3220–3230, 2021.
- [158] John Paparrizos, Yuhao Kang, Paul Boniol, Ruey S Tsay, Themis Palpanas, and Michael J Franklin. TSB-UAD: an end-to-end benchmark suite for univariate time-series anomaly detection. *VLDB*, 15(8):1697–1711, 2022.
- [159] Haowen Xu, Wenxiao Chen, Nengwen Zhao, Zeyan Li, Jiahao Bu, Zhihan Li, Ying Liu, Youjian Zhao, Dan Pei, Yang Feng, et al. Unsupervised anomaly detection via variational auto-encoder for seasonal kpis in web applications. In *WWW*, pages 187–196, 2018.
- [160] Yiyuan Yang, Chaoli Zhang, Tian Zhou, Qingsong Wen, and Liang Sun. DCdetector: Dual attention contrastive representation learning for time series anomaly detection. In *KDD*, page 3033–3045, 2023.
- [161] Youngeun Nam, Patara Trirat, Taeyoon Kim, Youngseop Lee, and Jae-Gil Lee. Context-aware deep time-series decomposition for anomaly detection in businesses. In *ECML PKDD*, pages 330–345, 2023.
- [162] Emmanouil Sylligardos, Paul Boniol, John Paparrizos, Panos Trahanias, and Themis Palpanas. Choose wisely: An extensive evaluation of model selection for anomaly detection in time series. *VLDB*, 16(11):3418–3432, 2023.
- [163] John Paparrizos, Paul Boniol, Themis Palpanas, Ruey S Tsay, Aaron Elmore, and Michael J Franklin. Volume under the surface: a new accuracy evaluation measure for time-series anomaly detection. *VLDB*, 15(11):2774–2787, 2022.
- [164] Siwon Kim, Kukjin Choi, Hyun-Soo Choi, Byunghan Lee, and Sungroh Yoon. Towards a rigorous evaluation of time-series anomaly detection. In *AAAI*, pages 7194–7201, 2022.
- [165] Won-Seok Hwang, Jeong-Han Yun, Jonguk Kim, and Byung Gil Min. Do you know existing accuracy metrics overrate time-series anomaly detections? In *SAC*, pages 403–412, 2022.
- [166] Dima Damen, Hazel Doughty, Giovanni Maria Farinella, Antonino Furnari, Evangelos Kazakos, Jian Ma, Davide Moltisanti, Jonathan Munro, Toby Perrett, Will Price, et al. Rescaling egocentric vision: Collection, pipeline and challenges for epic-kitchens-100. *IJCV*, pages 1–23, 2022.
- [167] Antoine Miech, Dimitri Zhukov, Jean-Baptiste Alayrac, Makarand Tapaswi, Ivan Laptev, and Josef Sivic. HowTo100M: Learning a Text-Video Embedding by Watching Hundred Million Narrated Video Clips. In *ICCV*, 2019.
- [168] Hang Zhao, Chuang Gan, Andrew Rouditchenko, Carl Vondrick, Josh McDermott, and Antonio Torralba. The sound of pixels. In *ECCV*, pages 570–586, 2018.
- [169] Yaguang Li, Rose Yu, Cyrus Shahabi, and Yan Liu. Diffusion convolutional recurrent neural network: Data-driven traffic forecasting. In *ICLR*, 2018.
- [170] Jinsung Yoon, Daniel Jarrett, and Mihaela Van der Schaar. Time-series generative adversarial networks. *NeurIPS*, 32, 2019.
- [171] Ikaro Silva, George Moody, Daniel J Scott, Leo A Celi, and Roger G Mark. Predicting in-hospital mortality of icu patients: The physionet/computing in cardiology challenge 2012. In *CinC*, pages 245–248, 2012.
- [172] Gari D Clifford, Chengyu Liu, Benjamin Moody, H Lehman Li-wei, Ikaro Silva, Qiao Li, AE Johnson, and Roger G Mark. Af classification from a short single lead ecg recording: The physionet/computing in cardiology challenge 2017. In *CinC*, pages 1–4, 2017.
- [173] PhysioToolkit PhysioBank. Physionet: components of a new research resource for complex physiologic signals. *Circulation*, 101(23):e215–e220, 2000.
- [174] Ralph G Andrzejak, Klaus Lehnertz, Florian Mormann, Christoph Rieke, Peter David, and Christian E Elger. Indications of nonlinear deterministic and finite-dimensional structures in time series of brain electrical activity: Dependence on recording region and brain state. *Physical Review E*, 64(6):061907, 2001.
- [175] Jiayang Liu, Lin Zhong, Jehan Wickramasuriya, and Venu Vasudevan. uwave: Accelerometer-based personalized gesture recognition and its applications. *PMC*, 5(6):657–675, 2009.
- [176] Joon Son Chung and Andrew Zisserman. Lip reading in the wild. In *ACCV*, pages 87–103, 2017.
- [177] Karol J Piczak. Esc: Dataset for environmental sound classification. In *MM*, pages 1015–1018, 2015.
- [178] Khurram Soomro, Amir Roshan Zamir, and Mubarak Shah. Ucf101: A dataset of 101 human actions classes from videos in the wild. *arXiv:1212.0402*, 2012.
- [179] Hildegard Kuehne, Hueihan Jhuang, Estibaliz Garrote, Tomaso Poggio, and Thomas Serre. Hmdb: a large video database for human motion recognition. In *ICCV*, pages 2556–2563, 2011.

- [180] Will Kay, Joao Carreira, Karen Simonyan, Brian Zhang, Chloe Hillier, Sudheendra Vijayanarasimhan, Fabio Viola, Tim Green, Trevor Back, Paul Natsev, et al. The kinetics human action video dataset. *arXiv:1705.06950*, 2017.
- [181] Quan Kong, Ziming Wu, Ziwei Deng, Martin Klinkigt, Bin Tong, and Tomokazu Murakami. Mmact: A large-scale dataset for cross modal human action understanding. In *ICCV*, pages 8658–8667, 2019.
- [182] Nathan J Stevenson, Karoliina Tapani, Leena Lauronen, and Sampsa Vanhatalo. A dataset of neonatal eeg recordings with seizure annotations. *Sci. Data*, 6(1):1–8, 2019.
- [183] Christian Lessmeier, James Kuria Kimotho, Detmar Zimmer, and Walter Sestro. Condition monitoring of bearing damage in electromechanical drive systems by using motor current signals of electric motors: A benchmark data set for data-driven classification. In *PHME*, 2016.
- [184] Kwei-Herng Lai, Daochen Zha, Junjie Xu, Yue Zhao, Guanchu Wang, and Xia Hu. Revisiting time series outlier detection: Definitions and benchmarks. In *NeurIPS*, 2021.
- [185] Ya Su, Youjian Zhao, Chenhao Niu, Rong Liu, Wei Sun, and Dan Pei. Robust anomaly detection for multivariate time series through stochastic recurrent neural network. In *KDD*, pages 2828–2837, 2019.
- [186] Ahmed Abdulaal, Zhuanghua Liu, and Tomer Lancewicki. Practical approach to asynchronous multivariate time series anomaly detection and localization. In *KDD*, pages 2485–2494, 2021.
- [187] Kyle Hundman, Valentino Constantinou, Christopher Laporte, Ian Colwell, and Tom Soderstrom. Detecting spacecraft anomalies using lstms and nonparametric dynamic thresholding. In *KDD*, pages 387–395, 2018.
- [188] Aditya P Mathur and Nils Ole Tippenhauer. SWaT: A water treatment testbed for research and training on ics security. In *CySWater*, pages 31–36, 2016.
- [189] Chuadhry Mujeeb Ahmed, Venkata Reddy Palleti, and Aditya P Mathur. WADI: a water distribution testbed for research in the design of secure cyber physical systems. In *CySWater*, pages 25–28, 2017.
- [190] Waqas Sultani, Chen Chen, and Mubarak Shah. Real-world anomaly detection in surveillance videos. In *CVPR*, pages 6479–6488, 2018.
- [191] Dave Epstein, Boyuan Chen, and Carl Vondrick. Oops! predicting unintentional action in video. In *CVPR*, pages 919–929, 2020.
- [192] Brian Dolhansky, Joanna Bitton, Ben Pfau, Jikuo Lu, Russ Howes, Menglin Wang, and Cristian Canton Ferrer. The deepfake detection challenge (DFDC) dataset. *arXiv:2006.07397*, 2020.
- [193] Ary L Goldberger, Luis AN Amaral, Leon Glass, Jeffrey M Hausdorff, Plamen Ch Ivanov, Roger G Mark, Joseph E Mietus, George B Moody, Chung-Kang Peng, and H Eugene Stanley. Physiobank, physiotoolkit, and physionet: components of a new research resource for complex physiologic signals. *Circulation*, 101(23):e215–e220, 2000.
- [194] Yooju Shin, Susik Yoon, Sundong Kim, Hwanjun Song, Jae-Gil Lee, and Byung Suk Lee. Coherence-based label propagation over time series for accelerated active learning. In *ICLR*, 2021.
- [195] Aayush Rana and Yogesh Rawat. Are all frames equal? active sparse labeling for video action detection. *NeurIPS*, 35: 14358–14373, 2022.
- [196] Supriya Agrahari and Anil Kumar Singh. Concept drift detection in data stream mining: A literature review. *J. King Saud Univ. - Comput. Inf. Sci.*, 34(10):9523–9540, 2022.
- [197] Liheng Yuan, Heng Li, Beihao Xia, Cuiying Gao, Mingyue Liu, Wei Yuan, and Xinge You. Recent advances in concept drift adaptation methods for deep learning. In *IJCAI*, pages 5654–5661, 2022.
- [198] Mohamed Ragab, Emadeldeen Eldele, Wee Ling Tan, Chuan-Sheng Foo, Zhenghua Chen, Min Wu, Chee-Keong Kwoh, and Xiaoli Li. Adatime: A benchmarking suite for domain adaptation on time series data. *TKDD*, 17(8):1–18, 2023.
- [199] Xiaoyong Jin, Youngsuk Park, Danielle Maddix, Hao Wang, and Yuyang Wang. Domain adaptation for time series forecasting via attention sharing. In *ICML*, pages 10280–10297, 2022.
- [200] Zizhao Zhang, Xin Wang, Chaoyu Guan, Ziwei Zhang, Haoyang Li, and Wenwu Zhu. AutoGT: Automated graph transformer architecture search. In *ICLR*, 2023.
- [201] Colin White, Mahmoud Safari, Rhea Sukthanker, Binxin Ru, Thomas Elsken, Arber Zela, Debadepta Dey, and Frank Hutter. Neural architecture search: Insights from 1000 papers. *arXiv:2301.08727*, 2023.
- [202] Syed Yousaf Shah, Dhaval Patel, Long Vu, Xuan-Hong Dang, Bei Chen, Peter Kirchner, Horst Samulowitz, David Wood, Gregory Bramble, Wesley M Gifford, et al. AutoAI-TS: Autoai for time series forecasting. In *SIGMOD*, 2021.
- [203] Renlong Jie and Junbin Gao. Differentiable neural architecture search for high-dimensional time series forecasting. *IEEE Access*, 9, 2021.
- [204] Chunman Wang, Xingyu Chen, Chengyue Wu, and Hongzhi Wang. AutoTS: Automatic time series forecasting model design based on two-stage pruning. *arXiv:2203.14169*, 2022.
- [205] Difan Deng, Florian Karl, Frank Hutter, Bernd Bischl, and Marius Lindauer. Efficient automated deep learning for time series forecasting. In *ECML PKDD*, pages 664–680, 2022.
- [206] Zhichen Lai, Dalin Zhang, Huan Li, Christian S Jensen, Hua Lu, and Yan Zhao. LightCTS: A lightweight framework for correlated time series forecasting. In *SIGMOD*, 2023.

- [207] Hojjat Rakhshani, Hassan Ismail Fawaz, Lhassane Idoumghar, Germain Forestier, Julien Lepagnet, Jonathan Weber, Mathieu Bréviglier, and Pierre-Alain Muller. Neural architecture search for time series classification. In *IJCNN*, 2020.
- [208] Zhiwen Xiao, Xin Xu, Huanlai Xing, Rong Qu, Fuhong Song, and Bowen Zhao. RNTS: Robust neural temporal search for time series classification. In *IJCNN*, 2021.
- [209] Yankun Ren, Longfei Li, Xinxing Yang, and Jun Zhou. AutoTransformer: Automatic transformer architecture design for time series classification. In *PAKDD*, 2022.
- [210] Ming Jin, Qingsong Wen, Yuxuan Liang, Chaoli Zhang, Siqiao Xue, Xue Wang, James Zhang, Yi Wang, Haifeng Chen, Xiaoli Li, et al. Large models for time series and spatio-temporal data: A survey and outlook. *arXiv:2310.10196*, 2023.
- [211] Zhengping Che, Sanjay Purushotham, Kyunghyun Cho, David Sontag, and Yan Liu. Recurrent neural networks for multivariate time series with missing values. *Sci. Rep.*, 8(1):6085, 2018.
- [212] Ricky TQ Chen, Yulia Rubanova, Jesse Bettencourt, and David K Duvenaud. Neural ordinary differential equations. In *NeurIPS*, volume 31, 2018.
- [213] Satya Narayan Shukla and Benjamin M Marlin. Interpolation-prediction networks for irregularly sampled time series. *arXiv:1909.07782*, 2019.
- [214] Alec Radford, Jong Wook Kim, Chris Hallacy, Aditya Ramesh, Gabriel Goh, Sandhini Agarwal, Girish Sastry, Amanda Askell, Pamela Mishkin, Jack Clark, et al. Learning transferable visual models from natural language supervision. In *ICML*, pages 8748–8763, 2021.
- [215] Chao Jia, Yinfei Yang, Ye Xia, Yi-Ting Chen, Zarana Parekh, Hieu Pham, Quoc Le, Yun-Hsuan Sung, Zhen Li, and Tom Duerig. Scaling up visual and vision-language representation learning with noisy text supervision. In *ICML*, pages 4904–4916, 2021.