

# On Leveraging Large Language Models for Enhancing Entity Resolution

Huahang Li<sup>\*</sup>, Longyu Feng<sup>\*</sup>, Shuangyin Li<sup>†</sup>, Fei Hao<sup>\*</sup>,  
Chen Jason Zhang<sup>\*</sup>, Yuanfeng Song<sup>‡</sup> and Lei Chen<sup>§</sup>

<sup>\*</sup>Hong Kong Polytechnic University

<sup>†</sup>South China Normal University

<sup>‡</sup>Webank Co. Ltd.

<sup>§</sup>Hong Kong University of Science and Technology

hua-hang.li@connect.polyu.hk, fly\_fenglongyu@outlook.com, shuangyinli@scnu.edu.cn

{ffaye.hao, jason-c.zhang}@polyu.edu.hk, yfsong@webank.com, leichen@cse.ust.hk

**Abstract**—Entity resolution, the task of identifying and consolidating records that pertain to the same real-world entity, plays a pivotal role in various sectors such as e-commerce, healthcare, and law enforcement. The emergence of Large Language Models (LLMs) like GPT-4 has introduced a new dimension to this task, leveraging their advanced linguistic capabilities. This paper explores the potential of LLMs in the entity resolution process, shedding light on both their advantages and the computational complexities associated with large-scale matching. We introduce strategies for the efficient utilization of LLMs, including the selection of an optimal set of matching questions, namely MQsSP, which is proved to be a NP-hard problem. Our approach optimally chooses the most effective matching questions while keep consumption limited to your budget. Additionally, we propose a method to adjust the distribution of possible partitions after receiving responses from LLMs, with the goal of reducing the uncertainty of entity resolution. We evaluate the effectiveness of our approach using entropy as a metric, and our experimental results demonstrate the efficiency and effectiveness of our proposed methods, offering promising prospects for real-world applications.

**Index Terms**—Entity Resolution, Large Language Models, Uncertainty.

## I. INTRODUCTION

Entity resolution refers to the process of identifying and matching records or entities that refer to the same real-world object or entity. It is a critical task in data integration, data cleaning, and data quality improvement. Living in the ear of Web, entity resolution becomes even more paramount. The vast expanse of the Web brings with it an overwhelming amount of information, often duplicated, fragmented, or represented in myriad forms. Websites, online databases, social media platforms, and other online resources frequently contain overlapping and redundant data[1], [2]. As shown in Table I, a web application that serves as an online directory for professionals, such as LinkedIn or an online business directory, but there are duplicate records stored in the database. Entity resolution aims to identify and merge these duplicate or related records to create a single, comprehensive and accurate representation of each entity. The process of entity resolution typically involves comparing the attributes

TABLE I: The database for this web application stores profiles of these professionals, and each profile contains information like Name, Email, Job Title, Company, and Location. The ground truth reveals that records  $r_1$  and  $r_2$  pertain to the same person, as do records  $r_3$  and  $r_4$ .

ID	Name	Email	Title	Company	Loc.
$r_1$	John Doe	johndoe@email.com	Software Engineer	TechCorp	San Francisco
$r_2$	J. Doe	johndoe@email.com	Software Engineer	TechCorp LLC	San Francisco, CA
$r_3$	Jane Smith	janesmith@email.com	Project Manager	Innovate Tech	New York
$r_4$	Jane S.	janesmith@email.com	PM	Innovate Tech	NY
$r_5$	Johnathan Doe	johnathan.d@email.com	Developer	TechCorp	SF

or characteristics of records and determining the similarity or likelihood of a match. Various techniques can be used, including deterministic matching, which relies on exact attribute values, and probabilistic or machine learning-based methods that consider various factors and statistical models to compute match probabilities[3], [4], [5], [6]. The workflow of a typical entity resolution task takes several key steps that are essential for achieving accurate and reliable results, including data preprocessing, record blocking, pairwise comparison, scoring and thresholding, finally clustering and evaluation[7], [8]. The final output of the entity resolution process is a dataset with consolidated, deduplicated records that represent unique real-world entities. This traditional workflow serves as the foundation for entity resolution tasks and has been widely used in various domains to tackle the challenge of identifying and consolidating records referring to the same real-world entities.

In recent years, there has been notable advancement in the field of Natural Language Processing with the development of Large Language Models (LLMs), such as GPT-4, Megatron, Claude2 and so on. These LLMs have demonstrated impressive capabilities in understanding and generating human-like text, marking a pivotal moment in the evolution of AI-driven

Shuangyin Li<sup>†</sup> is the corresponding author.

TABLE II: Distribution of Probabilities for Possible Partitions in Table I. The sum of all these probabilities is 1.

Possible Partition	Probability
$P_1 = \{(r_1, r_2), (r_3, r_4), (r_5)\}$	0.5
$P_2 = \{(r_1, r_2, r_3), (r_4, r_5)\}$	0.3
$P_3 = \{(r_1, r_3), (r_2, r_4), (r_5)\}$	0.2

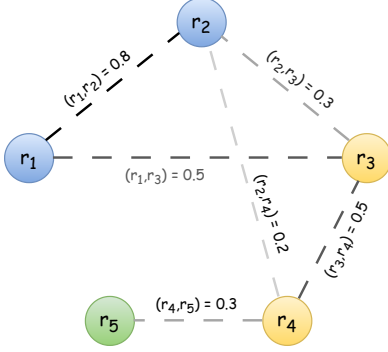


Fig. 1: An illustration of possible matches (record linkages) in Table II. The probability associated with each linkage is the cumulative sum of its occurrences across possible partitions.

language understanding and generation[9], [10]. They are trained on vast and diverse datasets, enabling them to capture intricate linguistic patterns, contextual nuances, and semantic meanings. Recent advancements in LLMs have ushered in a new era of advanced language processing techniques, thereby enabling more precise and thorough outcomes in entity resolution. Their ability to match and compare attributes across varied records substantially boosts the accuracy of the entity resolution process. A notable strength of LLMs is their adeptness in contextual understanding and disambiguation, which proves invaluable in managing ambiguous references and variations in entity attributes—elements that have traditionally been challenging in this domain[11].

Previous work has demonstrated the feasibility of incorporating language models into entity resolution tasks[12], [13], [14]. However, These research efforts predominantly utilize pre-trained language models for generating detailed embeddings for each individual record in a dataset. The process involves an intricate calculation of the similarity distances between these records, relying on established metrics. When the calculated similarity distance surpasses a certain predefined threshold, the records are then classified as referring to the same entity. This methodology not only enhances accuracy but also streamlines the process of identifying duplicate records, involves framing the challenge of entity resolution as a classification problem. In this context, classifiers are meticulously trained to efficiently and accurately differentiate between pairs that are “duplicates” and those that are not, effectively categorizing record pairs based on their similarity[15], [16]. However, despite these significant strides in employing machine-based techniques for entity resolution, these methods are not

entirely flawless. The outcomes of entity resolution generated by machine-based tools are not infallible and can be improved with a high degree of confidence by either human verification or LLMs. Also, challenges such as handling differences in data type and adapting to diverse data formats still persist, indicating room for further improvement and innovation in this field.

Different with the existing solutions, we introduce an innovative approach in which we harness the power of LLMs as a service, particularly for addressing duplicates in databases, as exemplified in Table I. In our theoretical approach, we consider all possible partitions of the entity resolution results, ensuring that the Result Set encompasses every conceivable scenario. Each partition is assigned a probability that reflects its likelihood of being accurate, as detailed in Table II. In practice, these partitions are generated by a basic entity resolution tool, which also evaluates their accuracy probabilities. We then normalize these probabilities to ensure their sum equals 1. This allows us to estimate the uncertainty in the entity resolution results using Shannon entropy. It’s important to note that, within a fixed system, reducing entropy necessitates an external energy input. This is where LLMs play a pivotal role, we refine the probability distribution of potential partitions using the confidence percentages derived from LLM verification. As depicted in Fig. 1, each record is represented as a node in a graph, with the goal of entity resolution being to identify potential connections between these nodes. Each connection represents a possible match, each assigned a probability of correctness. We request the LLMs with a set of matching questions to determine whether the records refer to the same entity, thereby aiming to reduce the entropy in subsequent partition distributions. Based on the LLMs’ responses, we refine the initial distribution of possible partitions and recalibrate the probabilities of possible matches. This ensures accurate selection of the next set of matching questions. Through several cycles of adjustment, we eventually attain a more precise distribution of the entity resolution results..

As the scale of data for entity resolution increases, the system may generate up to  $n^2$  matching questions, presenting a substantial challenge. Given that LLMs charge based on the number of tokens in both questions and answers, asking all generated questions could lead to significant costs. Therefore, the efficient use of LLMs for entity resolution has become crucial, considering the high volume of requests and related expenses. This raises the question of which set of matching questions should be select that is both effective and efficient. While there are several previous strategies to narrow down possible matches, includes candidate selection techniques, batch processing to group similar record pairs, sampling subsets for comparison, and threshold-based filtering to focus on highly likely matches[17], [18], they do not account for the cost of each potential match. Consequently, there is a pressing need for a strategy that balances efficiency, accuracy, and cost-effectiveness in the application of LLMs for entity resolution.

In this paper, we investigate the problem of minimizing uncertainty in entity resolution by leveraging LLMs as a service. Our approach utilizes a fundamental entity resolution tool capable of generating possible partitions. And estimating probabilities for each partition, assigning higher probabilities to strong matches and lower probability matches in cases of ambiguity. To quantify this uncertainty, we employ Shannon entropy as our metric of choice. Our strategy focuses on how to select the optimal set of matching questions for the LLMs, with the aim of maximizing uncertainty reduction by identifying correct pairs within a specified budget constraint. We named it the MQsSP, short for Matching Questions Selection Problem. We have developed a tailored prompt for the LLMs, designed to elicit simple answers with confidence percentages, thereby allowing for more precise adjustments in the distribution. Through these methods, we significantly reduce the uncertainty in entity resolution outcomes, yielding more accurate results. The key contributions of this paper are summarized as follows:

- We present an innovative workflow to leveraging Large Language Models as a service for enhancing entity resolution, emphasizing an optimal balance between superior performance and cost efficiency.
- Utilizing Shannon entropy, we propose a novel method for MQsSP, designed to maximize the reduction of uncertainty and accurately identify correct pairs, all while adhering to predefined budget constraints.
- Our method enables the association of LLM responses with a probability of accuracy. This facilitates the precise recalibration of potential partition distributions, tailored to the LLMs' proficiency or confidence level in addressing each question. Notably, the varying complexity of these matching questions contributes to more refined and accurate results.

## II. PRELIMINARIES

In this section, we give the definitions related to the problem that we are working on in this paper.

**Definition 1** (Entity Cluster). Let us define  $R = \{r_1, r_2, \dots, r_n\}$  as the set comprising records or entities extracted from various data sources. Each record, denoted by  $r_i$ , represents a unique data record within these sources. We then introduce the concept of a cluster, represented as  $C_i = \{r_1^{(i)}, r_2^{(i)}, \dots, r_{|C_i|}^{(i)}\}$ . Each cluster  $C_i$  is a collection of records that are considered duplicates or references to the same real-world entity.

*Remark.* It is important to note that there could be multiple records in our dataset referring to the same entity. This situation is common in large datasets. A *Match* then can be defined as  $m_{ij} = (r_i, r_j)$ , which indicates there is a linkage between  $r_i$  and  $r_j$ . For the entity resolution task, the goal is to find all the correct linkage between entity nodes.

**Definition 2** (Possible Partition). Let  $P_i = \{C_1, C_2, \dots, C_k\}$  refers to a possible partition, and each partition  $P_i$  is essen-

tially a specific arrangement of the records into clusters. The union of all clusters  $C_k$  covers all the records in  $R$  (i.e.,  $R = \cup_{C_k \in P_i} C_k$ ), and each cluster  $C_k$  is a subset of  $R$ . Also, each possible partition  $P_i$  is assigned a probability, signifying the likelihood of its correctness.

**Definition 3** (Result Set). Let all the possible partitions compose the result set  $RS$ , together with a probability assignment function  $\mathbb{P} : RS \rightarrow [0, 1]$ . Each partition  $P_i \in RS$  has the probability  $\mathbb{P}(P_i)$  to be correct, and we have  $\sum_{P_i \in RS} \mathbb{P}(P_i) = 1$ .

*Remark.* For example, in Table II,  $P_1, P_2, P_3$  are three possible partitions. In practice, entity resolution tools may use threshold to eliminate possible partitions with very low probability, and return only a few higher probability candidates. If such thresholding is performed, we ignore the low probability partitions that are already pruned, and set their probability to 0. Then we will adjust the probability distribution of the remained possible partitions.

**Definition 4** (Match Set). Let  $RS$  be the result set for a given record set  $R$ , the Match Set( $MS$ ) is the set of all matches contained by possible partitions in  $RS$ , i.e.  $MS = \bigcap_{\substack{P_j \in RS \\ m_i \in P_j}} m_i$ .

*Remark.* As a match can appear in more than one possible partition, so far any match  $m_i$ , let  $\mathbb{P}(m_i)$  be the probability of  $m_i$  being in the correct partition, then

$$\mathbb{P}(m_i) = \sum_{\substack{P_j \in RS \\ m_i \in P_j}} \mathbb{P}(P_j). \quad (1)$$

As a simple extension, for a set of matches  $U = \{m_1, \dots, m_k\}$ ,  $U \subseteq MS$ , let  $\mathbb{P}(U)$  be the probability that all matches of  $U$  are in the correct partition, then

$$\mathbb{P}(U) = \sum_{\substack{P_j \in RS \\ U \subseteq P_j}} \mathbb{P}(P_j). \quad (2)$$

**Definition 5** (Entropy of Entity Resolution). To measure the uncertainty of result set  $RS$ , we employ the shannon entropy in this study. Shannon entropy has been widely used in information theory and many other fields since 1948, it provides a clear and intuitive measure of uncertainty[19]. It's easy to understand and explain to stakeholders, making it valuable in collaborative decision-making processes. A major reason for utilizing shannon entropy as is its non-parametric nature. In our paper, the entropy of the result set  $RS$  can be defined as:

$$H(RS) = - \sum_{P_i \in RS} \mathbb{P}(P_i) \log \mathbb{P}(P_i). \quad (3)$$

*Remark.* Shannon entropy provides a quantitative measure of uncertainty or randomness within data distributions, which can adapt to different types of data. It is not limited to specific data types or formats, making it applicable to a wide range of scenarios. This adaptability is especially useful when dealing

with diverse datasets that may have varying levels of complexity. Shannon entropy is a domain-independent concept, meaning it can be applied across various industries and domains without significant modifications. Also, the calculations of shannon entropy can be computationally efficient, particularly for tasks involving large datasets. This makes it feasible to apply entropy-based methods to real-world scenarios involving substantial amounts of data.

**Definition 6 (Matching Question).** A Matching Question(MQ) asks whether a match of entities is correct. For example, in Fig. 1, the  $(r_1, r_2)$  refers to  $r_1$  and  $r_2$  belong to the same person, and the MQ could be asked as “Given two records  $r_1$  and  $r_2$ , identify whether they refer to the same records and answer me only “Yes” or “No” with a confidence in percent.”

**Definition 7 (Cost of MQ).** To estimate the cost of each question, we have defined a price function  $\mathcal{F} : MQ \rightarrow N$ . As the response of LLM is fixed by our prompt (i.e., “Yes, 95%” or “No, 80%”), the number of tokens in the response is also constant, so the main variation lies in the questions themselves.

TABLE III: GPT-3.5-Turbo and GPT-4 Pricing

Model	Input	Output
gpt-3.5-turbo	\$0.0010 / 1K tokens	\$0.0020 / 1K tokens
gpt-3.5-turbo-instruct	\$0.0015 / 1K tokens	\$0.0020 / 1K tokens
gpt-4	\$0.03 / 1K tokens	\$0.06 / 1K tokens
gpt-4-32k	\$0.06 / 1K tokens	\$0.12 / 1K tokens

*Remark.* Currently, OpenAI’s LLMs like GPT-4 charge for API requests based on the total number of tokens in both the input (prompt or question) and the output (model’s response)<sup>1</sup>. A token refers to the smallest unit of text that the model reads and processes. Tokens can vary in size and can represent individual words, subwords, or even characters, depending on the specific architecture of the LLM. For instance, a token could be as short as a single character or as long as an entire word or phrase. For example, if an API request is submitted with an input consisting of 10 tokens and received an output containing 20 tokens, you will be billed for a total of 30 tokens.

**Definition 8 (Capability of LLM).** Since LLMs may not able to answer each question with 100% accuracy, we define the capability property of LLMs. Here it refers to the expected accuracy rate from the answers generated by LLMs in the specific tasks. We note it as  $Cap$ , and it can be estimated by simply perform some basic question before start.

*Remark.* This motivation is inspired by some papers solve the entity resolution task by crowdsourcing, they assume that crowdsourced answers commonly with an error rate[20], [18]. Though some papers handle this issue by repeating a question for multiple times to making it large enough so that the “majority” answer is effectively error-free. But this lead to

TABLE IV: The primary notations used in this paper are summarized here.

Symbol	Description
$R$	Record set
$C$	Entity cluster
$m$	Potential matching (record linkage)
$P$	Possible partition
$RS$	Result set
$MS$	Match set
$\mathbb{P}()$	Probability assignment function
$H()$	Shannon entropy
$MQ$	Matching question
$Cap$	Capability of LLM
$Conf$	Confidence of LLM
$\mathcal{F}()$	Price function
$B$	Consumption budget
$S_Q$	A set of Matching questions
$D_A$	Domain of possible answers
$\mathcal{P}_A$	Probability distribution of the answers

significant expense of API request in terms of LLMs assist entity resolution.

**Definition 9 (Confidence of LLM).** Different with the capability of LLMs, which is the expected accuracy rate before ask a question to LLMs, we define the confidence of LLMs to measure how confident of the answer generated by them. We propose to design the prompt to request the LLMs returned the answers together with the confidence, this makes a more precisely usage of LLMs. We assume the confidence of LLMs to a question can be treated as the probability of correct answer the question, which can be defined as  $Conf$ .

*Remark.* The capability of LLMs is commonly assessed based on their mean performance when responding to matching questions. However, considering the inherent variability in the complexity of individual questions, it becomes imperative to ascertain a precise probability metric. As an initial approach, we explored leveraging the LLMs intrinsically to generate confidence scores for their respective answers.

Our goal is to maximize uncertainty reduction by asking valuable questions to LLMs. However, due to budget limitations, choosing the right set of questions becomes the core challenge in this process.

### III. METHODOLOGY

In this section, we provide a detailed description of our methodology. The workflow for our proposed method is depicted in Fig. 2. To harness the power of LLMs in enhancing entity resolution tasks, we initially employ Shannon entropy to estimate the uncertainty within the results of entity matching. Our rationale is straightforward: within a fixed system, entropy can only decrease through the input of external energy. LLMs play a pivotal role in this context by assisting in the identification of ambiguous matches. Consequently, the distribution of possible partitions is more effectively managed. However, as previously noted, LLMs incur charges based on the number of tokens in both the input and the output. As the scale of our data expands, the cost associated with API requests becomes increasingly prohibitive. To strike a

<sup>1</sup><https://openai.com/pricing>

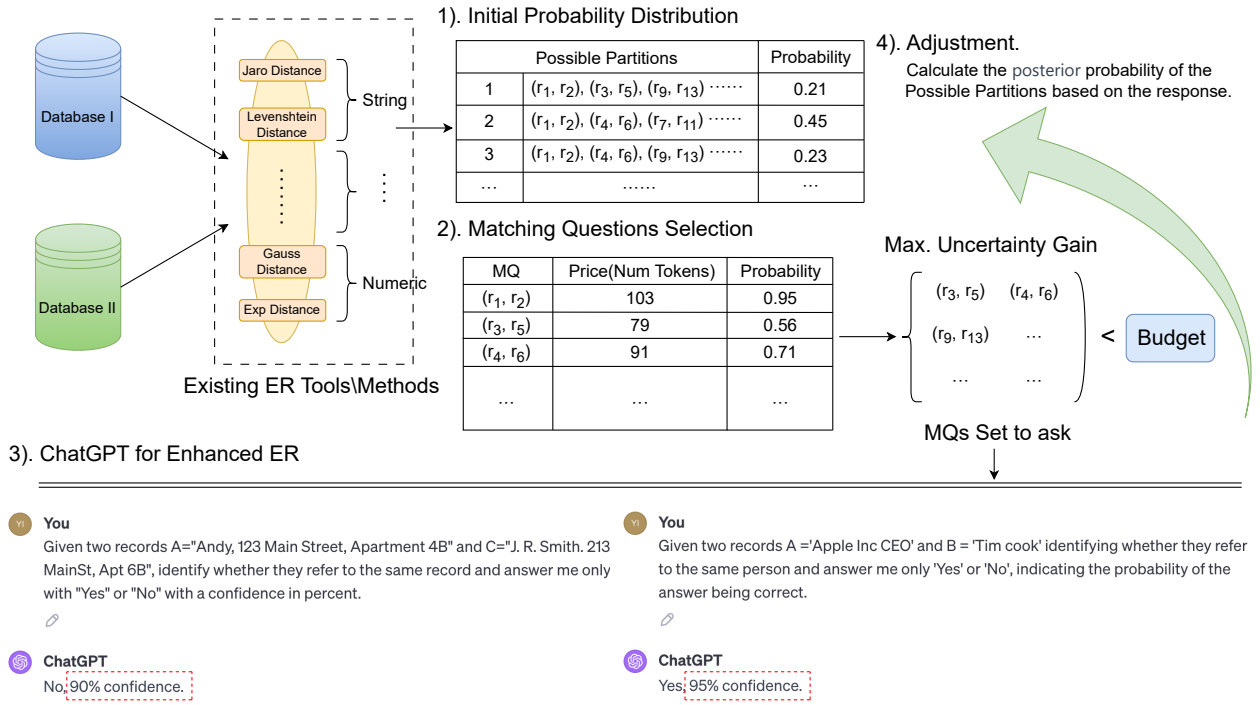


Fig. 2: A depiction of our proposed approach's workflow: In this example, ChatGPT can generate responses to determine if they pertain to the same records. With a specified confidence threshold, we can then refine the probability distribution of Possible Partitions using the Naive Bayes.

balance between cost-efficiency and effectiveness, a solution is calculate the expected reduction in uncertainty for a set of MQs and their corresponding costs prior to posing these questions. What adds an intriguing layer to this task of entity resolution is that some uncertain matches can be definitively resolved due to the dependencies among matches. For instance, if we know that " $r_1 = r_2$ " and " $r_2 = r_3$ ", there is no need to inquire whether " $r_1 = r_3$ " due to the transitivity property. Therefore, MQsSP becomes a critical aspect. While a naive approach involves traversing all potential matching questions, this can be computationally intensive. We also demonstrate that the MQsSP is NP-hard and, in response, we propose an approximation algorithm. Ultimately, after receiving responses from LLMs, we can adjust the distribution of the prior possible partitions. To illustrate this process, we provide a running example to showcase its practical application in the end.

#### A. Expected Uncertainty Reduction of MQs

Considering that matches exhibit correspondence, the process of selecting the "Best Collaborators" from the set of MQs necessitates the establishment of a measurement for estimating expected uncertainty reduction. In this regard, we delve into the formalization of our framework and elucidate how to compute this expected reduction.

For a given set of  $k$ -MQs, denoted as  $S_Q = \{Q_1, Q_2, \dots, Q_k\}$ , our objective is to deduce the expected decrease in uncertainty resulting from the aggregation of answers to these  $k$  MQs. To facilitate this calculation, we

introduce two key components:  $D_A$ , representing the domain of possible answers, and  $\mathcal{P}_A$ , representing the probability distribution of these answers:

$$D_A = \{a_i | a_i = \{A_1^{(i)}, A_2^{(i)}, \dots, A_k^{(i)}\}, A_j^{(i)} = Y \text{ or } N\},$$

$$\mathcal{P}_A = \{\mathbb{P}(a_1), \mathbb{P}(a_2), \dots, \mathbb{P}(a_{2^k})\}.$$
(4)

Within  $D_A$ ,  $A_k$  denotes the answer associated with the given match, since LLMs are only required to provide either a "yes" or "no" response, there are two potential states for  $A_k$ . And each element  $a_i$  corresponds to a potential set of answers for the  $k$  MQs, resulting in  $|D_A| = 2^k$  distinct combinations, each with an associated probability in  $\mathcal{P}_A$ . Let  $\Delta H_{S_Q}$  be the amount of uncertainty reduced in result set  $RS$  by  $S_Q$ , this can be expressed as follows:

$$\Delta H_{S_Q} = H(RS) - H(RS | A_1, A_2, \dots, A_k)$$

$$= H(RS) - \left( - \sum_{a_i \in D_A} \mathbb{P}(a_i) \sum_{P_j \in RS} \mathbb{P}(P_j | a_i) \log \mathbb{P}(P_j | a_i) \right).$$
(5)

By employing the Naive Bayes approach, we can calculate the reduction in uncertainty attributed to  $S_Q$  as follows:

$$\begin{aligned}
\Delta H_{S_Q} &= H(RS) + \sum_{\substack{P_j \in RS \\ a_i \in D_A}} \mathbb{P}(P_j) \mathbb{P}(a_i|P_j) \log \frac{\mathbb{P}(P_j) \mathbb{P}(a_i|P_j)}{\mathbb{P}(a_i)} \\
&= H(RS) + \sum_{\substack{P_j \in RS \\ a_i \in D_A}} \{ \mathbb{P}(P_j) \mathbb{P}(a_i|P_j) \log \mathbb{P}(P_j) \mathbb{P}(a_i|P_j) \\
&\quad - \mathbb{P}(P_j) \mathbb{P}(a_i|P_j) \log \mathbb{P}(a_i) \}.
\end{aligned} \tag{6}$$

Therefore, the expected uncertainty reduction caused by  $S_Q$  can be computed by Eq. 6 provided that we know the values of the following parameters:  $\mathbb{P}(a_i), \mathbb{P}(a_i|P_j)$ . In the following, we outline the method for computing these values.

**Computation of  $\mathbb{P}(a_i)$ :**  $\mathbb{P}(a_i)$  represents the probability that all the matches queried by MQs associated with  $a_i$  are within the correct partition. This can be calculated using Eq. 2, yielding:

$$\mathbb{P}(a_i) = \sum_{\substack{P_j \in RS \\ t=1, \dots, k \\ \forall m_t^{(i)} = Y, m_t \in P_j \\ \forall m_t^{(i)} = N, m_t \notin P_j}} \mathbb{P}(P_j) \tag{7}$$

**Computation of  $\mathbb{P}(a_i|P_j)$ :**  $\mathbb{P}(a_i|P_j)$  is either 1 or 0, depending on whether the correct matches queried by MQs associated with  $a_i$  are all within the partition  $P_j$ , as well as whether the incorrect matches queried by MQs associated with  $a_i$  are all outside the partition  $P_j$ . This can be expressed as follows:

$$\mathbb{P}(a_i|P_j) = \begin{cases} 1 & \forall m_t^{(i)} = Y, m_t \in P_j \\ & \text{AND } \forall m_t^{(i)} = N, m_t \notin P_j \\ 0 & \exists m_t^{(i)} = Y, m_t \notin P_j \\ & \text{OR } \exists m_t^{(i)} = N, m_t \in P_j. \end{cases} \tag{8}$$

After being equipped with the computation of the aforementioned parameters, Eq. 6 can be streamlined as follows:

$$\begin{aligned}
\Delta H_{S_Q} &= H(RS) + \sum_{a_i \in D_A} \sum_{\substack{P_j \in RS \\ t=1, \dots, k \\ \forall m_t^{(i)} = Y, m_t \in P_j \\ \forall m_t^{(i)} = N, m_t \notin P_j}} \mathbb{P}(P_j) \log \mathbb{P}(P_j) \\
&\quad - \sum_{a_i \in D_A} \left[ \sum_{\substack{P_j \in RS \\ t=1, \dots, k \\ \forall m_t^{(i)} = Y, m_t \in P_j \\ \forall m_t^{(i)} = N, m_t \notin P_j}} \mathbb{P}(P_j) \right] \log \mathbb{P}(a_i) \\
&= H(RS) + \sum_{P_j \in RS} \mathbb{P}(P_j) \log \mathbb{P}(P_j) \\
&\quad - \sum_{a_i \in D_A} \mathbb{P}(a_i) \log \mathbb{P}(a_i)
\end{aligned} \tag{9}$$

Finally by Eq. 3, the first two terms of the Eq. 9 have canceled each other out. So we have

$$\begin{aligned}
\Delta H_{S_Q} &= - \sum_{a_i \in D_A} \mathbb{P}(a_i) \log \mathbb{P}(a_i) \\
&= H(D_A).
\end{aligned} \tag{10}$$

Thus, our problem turns to be maximize the joint entropy of  $D_A$ . This concept is straightforward: to maximize uncertainty reduction, we need to choose the matches combined with the highest uncertainty and convert them into certainties.

### B. Strategy for MQsSP

After establishing the definition of expected uncertainty reduction through MQs, we proceed to compute the cost associated with these MQs. For instance, OpenAI's GPT-4 incurs a charge of \$0.03 per 1,000 tokens as input and \$0.06 per 1,000 tokens as output. Though the cost varies depending on the specific LLM and platforms in use, we adopt a price function  $\mathcal{F} : MQ \rightarrow N$  to covert the cost to a constant number. So, we can calculate both the anticipated benefit and the corresponding cost for a given set of MQs. Our primary objective is to maximize effectiveness while working within predefined budget constraints, specifically, to maximize the joint entropy of  $D_A$  while adhering to a constant budget denoted as  $B$ .

The process of selecting MQs presents a challenge due to the interrelation among individual matches. However, it also constitutes a compelling and valuable optimization problem warranting investigation. It is established that the joint entropy of a set of random variables exhibits a property of being a **monotone sub-modular function**. In general, maximizing a sub-modular function is known to be an NP-hard task. In the context of MQs selection, each MQ can exist in one of two states: (1) chosen or (2) awaiting selection, potentially resulting in a myriad of selection choices, numbering up to  $C_{|MS|}^k$ . We demonstrate the NP-hardness of the MQs selection problem through Theorem 1. In the face of this NP-hard complexity, we propose an efficient approximate solution based on the sub-modularity of joint entropy.

**Theorem 1.** The MQsSP is NP-hard.

*Proof.* To establish the NP-hardness of MQsSP, let's consider a specialized case: MQs selection with  $k = 1$ . In this case, we are tasked with the selection of a single question in each iteration, simplifying the problem to the calculation of the expected uncertainty reduction caused by a single question without the consideration of correlations. The expected uncertainty reduction and associated costs for each question can be computed, essentially transforming the problem into a classical 0/1 Knapsack Problem. In the 0/1 Knapsack Problem, given a set of items, each characterized by a weight and a value, the objective is to carefully choose a subset of these items to maximize the total value while ensuring that the cumulative weight of the selected items does not exceed a predefined budget. It is well-established that the Knapsack Problem is recognized as NP-hard. Hence, by demonstrating that MQs selection can be equivalently reduced to the NP-hard 0/1

---

**Algorithm 1** Greedy Algorithm for MQsSP.

---

**Require:** the result set  $RS$ , the price function  $\mathcal{F} : MQ \rightarrow N$ , and the consumption budget  $B$ .

**Ensure:** A set of  $k$  MQs -  $S_Q$  maximizing  $\Delta H_{S_Q}$ .

- 1: Initialize  $S_Q \leftarrow \emptyset$
  - 2: Sort the MQs in non-increasing order of  $\frac{\Delta H(\{MQ\}|S_Q)}{\mathcal{F}(MQ)}$ , where  $\Delta H(\{MQ\}|S_Q) = \Delta H(\{MQ\} \cup S_Q) - \Delta H(S_Q)$ .
  - 3: **for** each  $MQ$  in the sorted order **do**
  - 4:     **if**  $\mathcal{F}(MQ) + \mathcal{F}(S_Q) \leq B$  **then**
  - 5:          $S_Q \leftarrow S_Q \cup \{MQ\}$
  - 6:     **end if**
  - 7: **end for**
  - 8: **return**  $S_Q$
- 

Knapsack Problem in the  $k = 1$  case, we affirm that MQs selection is indeed an NP-hard problem, thus completing the proof.  $\square$

Maximizing a monotone sub-modular set function subject to a knapsack constraint is a well-studied problem in previous research[21], [22]. It has been established that this problem can be efficiently approximated with a performance guarantee of  $(1 - 1/e)$  using a greedy algorithm. This algorithm iteratively selects MQs to include in the subset, taking into account the ratio of their marginal gains in the objective function to their associated cost.

In the context of MQsSP, we can formally define the optimization function at the  $k^{th}$  iteration as follows:

$$X := \operatorname{argmax}_{Q_X} \Delta H_{S_Q^{k-1} \cap \{Q_X\}}. \quad (11)$$

Here, let  $A^{(k-1)}$  represent the answers for  $S_Q^{k-1}$ . Applying the chain rule of conditional entropy, we derive:

$$H(D_{A^{(k-1)}}, A_k) = H(D_{A^{(k-1)}}) + H(A_k | D_{A^{(k-1)}}). \quad (12)$$

Therefore, our objective at each iteration simplifies to the maximization of conditional entropy:

$$X := \operatorname{argmax}_{A_k} H(A_k | D_{A^{(k-1)}}). \quad (13)$$

and

$$\begin{aligned} H(A_k | D_{A^{(k-1)}}) = & - \sum_{a_i \in D_A^{k-1}} \mathbb{P}(a_i) [\mathbb{P}(A_k = Y | a_i) \log \mathbb{P}(A_k = Y | a_i) \\ & + \mathbb{P}(A_k = N | a_i) \log \mathbb{P}(A_k = N | a_i)] \end{aligned} \quad (14)$$

Eq. 14 shows that, at each iteration, we are searching for the most uncertain matchings, given the matchings selected in previous iterations.

---

**Algorithm 2** LLMs assist ER

---

**Require:** Initialize the probability distribution of the Possible Partitions via existing tools, and generate the Result Set (RS) of all possible matches.

- 1: Set turns  $k$ , budget  $B = \frac{\text{total budget}}{\text{turns } k}$  and the price function  $\mathcal{F} : MQ \rightarrow N$ .
  - 2: **for**  $i = 1$  to  $k$  **do**
  - 3:     Normalize the distribution of the possible partitions.
  - 4:     Calculate the entropy of the current possible partitions.
  - 5:     Readjust the Result Set by the possible partitions.
  - 6:     Do Greedy Approximation Selection of MQs.
  - 7:     Request to LLM to verify the correctness of MQs.
  - 8:     Adjust the distribution of the possible partitions by the response of LLMs.
  - 9: **end for**
- 

### C. Adjustment with LLMs Response

In real applications, the LLMs generate the answers may make mistakes, which shows a confidence rate to be correct or wrong. To handle this issue, we must allow for the possibility that any LLMs generated answers could be wrong. The probability of this happening can be estimated by the capability of the LLMs, or in this work, we propose a novel approach that we use the confidence which generated by the LLM self. It a worthy investigate topic. In this work, we estimate these two approach respectively.

**Running Example:** Continuing with the example of Figure 1, suppose  $m_{34}$  is identified as correct by the LLM and **the capability** of the LLM is 90%, then we have

$$\begin{aligned} & \mathbb{P}(P_1 | \text{Ans} : m_{34} \text{ is answered from LLM}) \\ &= \frac{\mathbb{P}(P_1) \mathbb{P}(\text{Ans} | P_1)}{\mathbb{P}(\text{Ans})} \\ &= \frac{\mathbb{P}(P_1) \mathbb{P}(\text{LLM is correct})}{\mathbb{P}(m_{34}) \mathbb{P}(\text{LLM is correct}) + (1 - \mathbb{P}(m_{34})) \mathbb{P}(\text{LLM is incorrect})} \\ &= \frac{0.5 * 0.9}{0.5 * 0.9 + 0.5 * 0.1} = 0.9 \end{aligned} \quad (15)$$

Similarly, we have

$$\begin{aligned} & \mathbb{P}(P_2 | \text{Ans} : m_{34} \text{ is answered from LLM}) \\ &= \frac{\mathbb{P}(P_2) \mathbb{P}(\text{Ans} | P_2)}{\mathbb{P}(\text{Ans})} \\ &= \frac{\mathbb{P}(P_2) \mathbb{P}(\text{LLM is incorrect})}{\mathbb{P}(m_{34}) \mathbb{P}(\text{LLM is incorrect}) + (1 - \mathbb{P}(m_{34})) \mathbb{P}(\text{LLM is correct})} \\ &= \frac{0.3 * 0.1}{0.5 * 0.1 + 0.5 * 0.9} = 0.06 \end{aligned} \quad (16)$$

Thus,  $\mathbb{P}(P_3)$  can be calculated as the above and the final result is  $\mathbb{P}(P_3) = 0.04$ . The uncertainty, i.e., the entropy of the possible partitions is reduced. This decrease is somewhat less than if the answers were obtained with no error. In short, even imperfect answers can be useful for reducing the uncertainty.



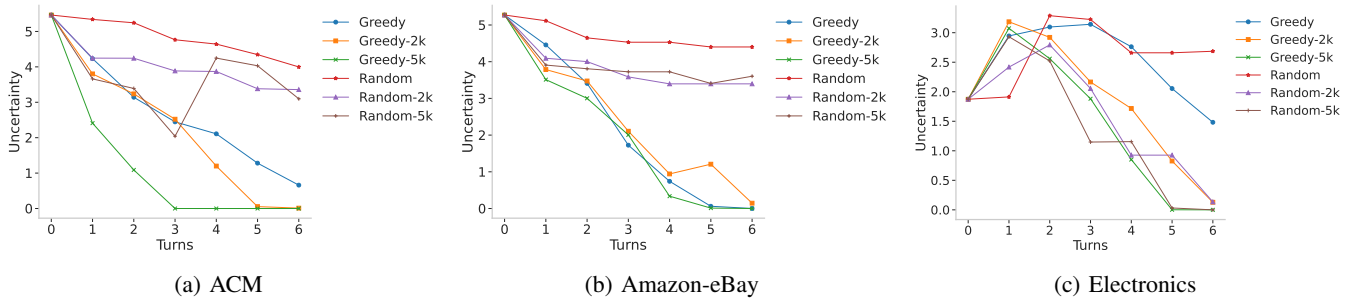


Fig. 3: Random Question Selection Vs. Our Approximation Selection with different Budget-Constraint.

Think that if we ask  $k$  questions at the same time, and to take all of them into account. It is easy to perform the algebraic manipulations to show that, for any two answers  $Ans_1$  and  $Ans_2$ , we have

$$\mathbb{P}(P_i|Ans_1, Ans_2) = \mathbb{P}(P_i|Ans_2, Ans_1). \quad (17)$$

Eq. 17 indicates that the final result of adjustment is **independent** of the sequence of the answers. In other word, when we have a set of MQs, it does not matter in what sequence the answers are used for adjustment. In contrast, what matters is to determine the set of MQs to be asked, which is the core challenge addressed in this paper.

#### IV. EXPERIMENTS

We conducted extensive experiments to evaluate our approaches based on real implementation. We first utilized a basic entity resolution tool to generate the possible matches, and then carry out our algorithm on LLM. We focus on evaluating two issues. First, we examine the effectiveness of our proposed method in reducing the uncertainty for possible partitions. Second, we verify the cost-effectiveness of our algorithm.

TABLE V: Dataset Information

Notation	No. of records	No. of Attributes
ACM	4910	4
Amazon-eBay	24628	5
Electronics	2173	3

##### A. Experimental Setup

We adopt the entity resolution tool Record Linkage[23], a prominent tool in the field. Utilizing various string similarity metrics such as “levenshtein distance”, “damerau-levenshtein distance”, “jaro distance”, and “jaro-winkler distance”[24], [25], [26], [27], [28], we estimate the similarity between attributes. To cater to diverse matching scenarios, we set varying thresholds: from 0.70 to 0.90 for “jaro distance” and “jaro-winkler distance”, and from 0.4 to 0.7 for “levenshtein distance” and “damerau-levenshtein distance”, thereby generating a range of possible matches.

For our evaluation, we employed three benchmark datasets and the datasets were chosen due to relevance and representativeness, denoted as ACM, Amazon-eBay, and Electronics.

ACM is sourced from the Association for Computing Machinery digital library, a well-known repository of scholarly articles and publications in the field of computing and information technology. The records in the ACM dataset typically include details such as publication titles, author names, publication years, and venue information. Amazon-eBay dataset is derived from a collection of product listings collated from two of the largest online retail platforms, Amazon and eBay. The attributes in this dataset generally include product titles, category, brand, price information, and modelno, offering a rich source for entity resolution, particularly in e-commerce scenarios. Electronics dataset is extracted from online retail databases, specifically targeting consumer electronics. The attributes here typically cover product name, price, and manufacturer description, providing a specialized context for entity resolution in the domain of consumer electronics. The information of these three datasets are introduced in Table V. The tool’s effectiveness across different settings was assessed, and the results were used to determine the likelihood of correctness for each potential match. Similar to the approach described in [29], we filtered out possible partitions with lower probabilities, normalizing the remaining partitions so that their cumulative probability equals 1. Each partition was then assigned a probability score to indicate its quality.

##### B. Evaluation on LLM

In our research, we strategically integrated our method with GPT-4, currently acknowledged as the most advanced in its domain globally. This integration was achieved through the utilization of the OpenAI API, a platform enabling dynamic interaction with the LLM. Our primary mechanism of interaction involved issuing MQs to the LLM and analyzing the responses received. The responses from GPT-4 were binary — ‘Yes’ or ‘No’—and were supplemented by a confidence score, due to the prompt we designed. This score, ranging from 0.5 to 1.0, served as a quantitative measure of the LLM’s certainty in its response. It’s critical to note that in the context of binary correctness queries, we deemed any confidence score below 0.5 as ineffective, rendering the response unreliable for our purposes.

Our experimental design was meticulously crafted to evaluate the effectiveness of our approach in comparison to a baseline method, termed Random MQs Selection. This



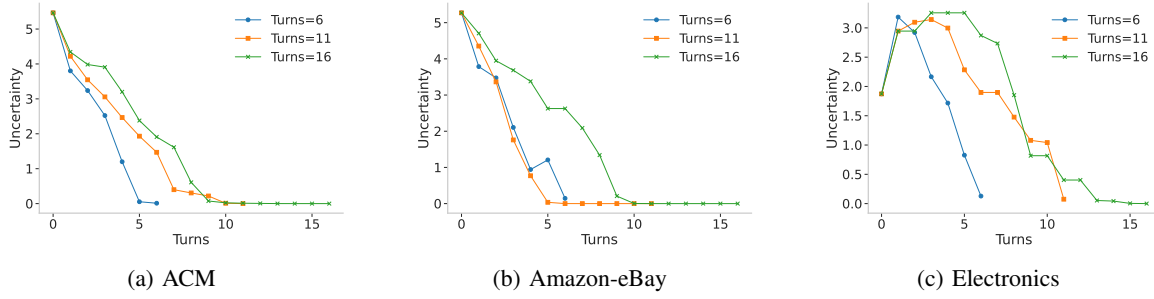


Fig. 4: Greedy Approximation Selection with 2k Budget-Constraint.

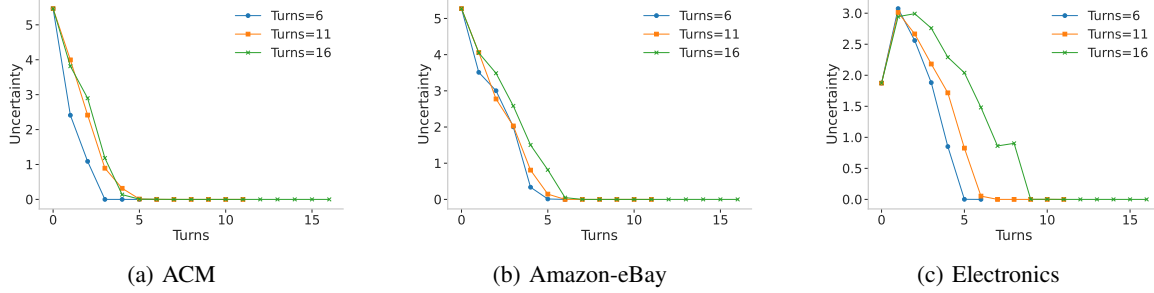


Fig. 5: Greedy Approximation Selection with 5k Budget-Constraint.

comparison was conducted under varying budget constraints across three distinct datasets, ensuring that other experimental variables remained constant for a controlled study. The budgetary constraints were operationalized through a unique Price function, rooted in the pricing model of OpenAI’s API and the tokenization framework of GPT-4. On average, each MQ, including both the query and the LLM’s response, consumed approximately 80 tokens. We rigorously tested our approach under diverse budgetary conditions—specifically, 1k, 2k, and 5k tokens per turn—to thoroughly assess its robustness and scalability under different financial constraints. Fig. 3 shows the outcomes, comparing our Approximation Selection method against the baseline Random Question Selection across 5 turns. While the results were somewhat influenced by the variability in data types across datasets and the inherent performance of the base LLM on specific datasets, our findings consistently indicated that our Greedy algorithm outperformed the Random method significantly.

An intriguing observation from our experiments was the instances of increased uncertainty in the result set following adjustments. This phenomenon was hypothesized to stem from high-confidence partitions being contradicted by subsequent responses from the LLM, leading to substantial shifts in potential partitions and an elevated level of uncertainty. This aspect of the research underscores the dynamic and sometimes unpredictable nature of interactions with advanced LLMs like GPT-4.

Furthermore, our experiments shed light on the relationship between budgetary constraints and the rate of uncertainty reduction. It was observed that under larger budget scenarios, the uncertainty reduced more rapidly, primarily attributable to the

higher number of queries allowed within the same time frame. However, it was also noted that an increase in budget did not uniformly translate to a commensurate decrease in uncertainty. This counterintuitive finding prompted further investigation, which we have detailed in the subsequent section of our study. This aspect of our research underlines the nuanced and complex relationship between financial investment in LLM interactions and the quality of outcomes achieved, offering valuable insights for both academic and practical applications of LLMs in various domains.

### C. Ablation Studies

To demonstrate the effectiveness of our proposed approach, we examined how different settings and parameters affected the performance of our Greedy Approximation Question Selection method.

Our first focus was on the impact of the number of ‘turns’ on the model’s performance. To understand how various turn settings combined with budget constraints affect the results, we conducted multiple experiments with 6, 11, and 16 turns, under budget constraints of 2k and 5k. A 1k budget was not considered feasible, as the average cost of a Matching Question (MQ) is 80 tokens, making 16 turns impossible at this budget. As shown in Fig. 4, we found that uncertainty reduction happens more quickly at smaller turn settings. However, the greatest reduction in uncertainty is achieved at higher turn counts. Interestingly, increasing the budget seems to minimize this effect. In Fig. 5, under a 5k budget constraint, the uncertainty reduction eventually levels out across all turn settings.

We also set up another experiment to explore uncertainty reduction in low-budget scenarios, as seen in Fig. 6. Here, we

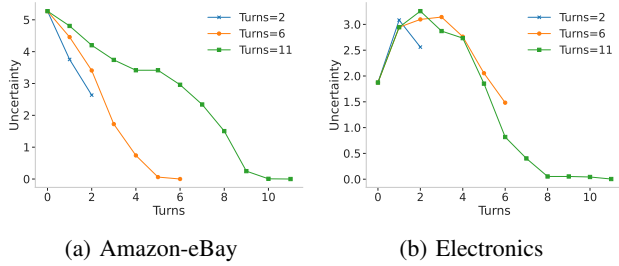


Fig. 6: Different Turns Setup Comparison with 1k Budget-Constraint.

worked with a 1k token budget and tried 2, 6, and 11 turns. In this setup, the more turns we used, the better the uncertainty reduction. After comparing turn settings and budget constraints across various cases, we concluded that if your budget is limited, asking more iterations (turns) might be more effective. Conversely, if you have a sufficient budget, it's better to ask multiple MQs in parallel to save time.

#### D. Data Quality

TABLE VI: Entity Resolution Performance Across Various Budget and Turn Configurations.

Budget/Turns Configuration	Precision	Recall	Accuracy
Base	0.4774	0.7626	0.4156
1k/6turns	0.4774	0.7626	0.4156
5k/6turns	0.4805	0.7631	0.4182
5k/16turns	<b>0.5036</b>	<b>0.7649</b>	<b>0.4361</b>

In this subsection, we aim to validate the efficacy of our methods by evaluating the precision, recall, and accuracy of what we term as the “best” possible partition—essentially, the partition that emerges as the most probable following a reduction in uncertainty. Precision here is calculated as the proportion of correct matches to the total number of matches found in the ground truth. Recall is determined as the proportion of correct matches to the total number of matches in the ground truth. Accuracy is measured as the proportion of correct matches to the total number of matches identified by our approach. Notably, given the consistent performance across various datasets, we have consolidated three datasets into a single dataset to present the precision, recall, and accuracy at different budget/turns levels.

As shown in Table VI, the Base one offers a precision of 47.74%, a recall of 76.26%, and an accuracy of 41.56%. These figures establish a baseline for the capability of the employed ER tool. Notably, the precision and recall remain consistent at 47.74% and 76.26%, respectively, for the 1k/6turns configuration, suggesting that limited adjustments in budget and turns do not significantly impact the outcome within this range.

However, as the budget and turns increase, particularly in the 5k/6turns and 5k/16turns configurations, we observe a discernible improvement in all three metrics. Specifically, the 5k/6turns configuration shows a slight increase in precision to

48.05%, recall to 76.31%, and accuracy to 41.82%, indicating that additional resources contribute to enhanced ER performance.

The most significant improvement is observed in the 5k/16turns configuration, where precision escalates to 50.36%, recall to 76.49%, and accuracy to 43.61%. This substantial improvement highlights the effectiveness of our approach in handling complex ER tasks when provided with ample budget and iterations. The marked increase in precision and recall, particularly, underscores the capability of our methodology to identify correct matches more accurately as the system is allowed more iterations to refine its predictions.

These results affirm that our methods benefit from increased computational resources, thereby providing a scalable solution for ER tasks. By demonstrating the effectiveness of our method in reducing uncertainty and correctly identifying matches, we contribute to the ongoing efforts in the field of ER to develop more accurate and reliable tools. This is particularly relevant as the volume and variety of data continue to grow, making efficient and accurate ER more critical than ever.

#### V. RELATED WORK

Entity resolution is a well-researched and crucial problem in the field of data processing and analytics, is known by several names, including record linkage, deduplication, and data matching, among others. The core objective of ER is to identify and link records across one or more datasets that refer to the same real-world entities. This process is essential in various applications, ranging from consolidating customer information in databases to identifying duplicate entries in large-scale medical or governmental records. Throughout the years, numerous investigations and surveys have explored the myriad of methods and algorithms devised for entity resolution. In this work, we mainly focus on the aspect of uncertainty in entity resolution and its interplay with Large Language Models.

##### A. Uncertainty in Entity Resolution

In the domain of Entity Resolution, addressing uncertainty is a critical challenge, and numerous studies have contributed to this area. A pioneering work by Fellegi and Sunter laid the foundational framework for probabilistic record linkage, a method that continues to influence contemporary ER techniques[4]. Winkler further enhanced this approach by introducing improvements in the estimation of match probabilities, thereby increasing the accuracy in uncertain matching scenarios[27].

Recent advancements have focused on integrating machine learning to handle uncertainty in ER more effectively. For instance, Christen and Goiser explored the use of supervised learning to improve the quality of probabilistic record linkage [30]. Moreover, the application of advanced algorithms like deep learning for ER under uncertainty has been investigated by Ebraheem et al., demonstrating significant improvements in linking accuracy[13]. Another notable contribution is by Hassanzadeh and Miller, who emphasized the importance of con-

sidering the inherent ambiguity in data sources and proposed methods for resolving such ambiguities in ER processes[31]. Bhattacharya and Getoor took a different approach by employing graphical models to represent and resolve uncertainty in ER tasks, showcasing the effectiveness of probabilistic models[32]. Each of these studies contributes to a comprehensive understanding of handling uncertainty in ER, paving the way for more accurate and reliable resolution techniques in complex data environments.

### B. Entity Resolution with LLM

The use of Large Language Models like GPT-4 in Entity Resolution tasks is a new and exciting area of study, though there isn't much research on it yet. With the rapid development of LLMs, tools like GPT-4 are opening new doors for making ER tasks more accurate and efficient. Yuliang Li and Jinfeng Li have already shown how earlier transformer-based models can automate and improve ER, especially in handling large and real-world data sets[33].

Continuing this line of research, Jiawei Tang et. al using GPT-3 for ER in complicated datasets. They pointed out that GPT-3's advanced understanding of language could be really helpful for finding and fixing unclear entity references[34]. Their research helps us understand how we can add LLMs into traditional ER methods. However, they found that even though GPT-3 can do ER with little to no prior training, it doesn't work as well as specialized ER models. We've developed a general ER model that performs just as well as these specialized models.

## VI. DISCUSSION AND FUTURE WORK

In this paper, we propose a novel approach, namely, Greedy Approximation Question Selection, which significantly enhances the application of LLMs in refining entity resolution results produced by semi-automatic tools. This innovative strategy adeptly balances the quest for maximal effectiveness with the constraints of limited budgets, particularly in the context of API request costs.

Our technical contribution lies in simplifying the complexity inherent in MQ Selection. We demonstrate that the expected reduction in uncertainty, due to a set of MQs, is mathematically equivalent to their joint entropy. This revelation has profound implications for the efficiency of question selection processes. Furthermore, recognizing the NP-hardness of the MQ Selection problem led us to develop a pragmatic approximation algorithm, benefiting from the sub-modular characteristics of the issue at hand.

For future work, several avenues present promising potential. Firstly, our optimization's scope, centered around possible partitions built on existing ER tools, might create bottlenecks in fully leveraging LLMs for enhanced results. For example, if the tool performs poorly on a specific dataset and generates unhelpful partitions, LLMs assist little in this case. Therefore, we aim to design an approach that adaptively modifies the possible partitions based on responses from LLMs. Secondly, while our approach prioritizes cost-effectiveness, future iterations could

also consider other dimensions of resource optimization, such as time efficiency and computational resource utilization. By broadening the focus to encompass these dimensions, the algorithm's applicability and holistic nature could be significantly enhanced in scenarios where such factors are crucial.

## REFERENCES

- [1] L. Getoor and A. Machanavajjhala, "Entity resolution for big data," in *Proceedings of the 19th ACM SIGKDD international conference on Knowledge discovery and data mining*, 2013, pp. 1527–1527.
- [2] V. Christophides, V. Efthymiou, T. Palpanas, G. Papadakis, and K. Stefanidis, "End-to-end entity resolution for big data: A survey," *arXiv preprint arXiv:1905.06397*, 2019.
- [3] W. E. Winkler, "Matching and record linkage," *Wiley interdisciplinary reviews: Computational statistics*, vol. 6, no. 5, pp. 313–325, 2014.
- [4] I. P. Fellegi and A. B. Sunter, "A theory for record linkage," *Journal of the American Statistical Association*, vol. 64, no. 328, pp. 1183–1210, 1969.
- [5] T. Blakely and C. Salmond, "Probabilistic record linkage and a method to calculate the positive predictive value," *International journal of epidemiology*, vol. 31, no. 6, pp. 1246–1252, 2002.
- [6] A. K. Elmagarmid, P. G. Ipeirotis, and V. S. Verykios, "Duplicate record detection: A survey," *IEEE Transactions on knowledge and data engineering*, vol. 19, no. 1, pp. 1–16, 2006.
- [7] D. G. Brizan and A. U. Tansel, "A survey of entity resolution and record linkage methodologies," *Communications of the IIMA*, vol. 6, no. 3, p. 5, 2006.
- [8] P. Christen, "Data matching: concepts and techniques for record linkage, entity resolution, and duplicate detection. 2012."
- [9] W. X. Zhao, K. Zhou, J. Li, T. Tang, X. Wang, Y. Hou, Y. Min, B. Zhang, J. Zhang, Z. Dong *et al.*, "A survey of large language models," *arXiv preprint arXiv:2303.18223*, 2023.
- [10] B. Min, H. Ross, E. Sulem, A. P. B. Veyseh, T. H. Nguyen, O. Sainz, E. Agirre, I. Heintz, and D. Roth, "Recent advances in natural language processing via large pre-trained language models: A survey," *ACM Computing Surveys*, vol. 56, no. 2, pp. 1–40, 2023.
- [11] L. Getoor and A. Machanavajjhala, "Entity resolution: theory, practice & open challenges," *Proceedings of the VLDB Endowment*, vol. 5, no. 12, pp. 2018–2019, 2012.
- [12] A. Zeakis, G. Papadakis, D. Skoutas, and M. Koubarakis, "Pre-trained embeddings for entity resolution: An experimental analysis," *Proceedings of the VLDB Endowment*, vol. 16, no. 9, pp. 2225–2238, 2023.
- [13] M. Ebraheem, S. Thirumuruganathan, S. Joty, M. Ouzzani, and N. Tang, "Deeper-deep entity resolution," *arXiv preprint arXiv:1710.00597*, 2017.
- [14] Y. Li, J. Li, Y. Suhara, A. Doan, and W.-C. Tan, "Deep entity matching with pre-trained language models," *arXiv preprint arXiv:2004.00584*, 2020.
- [15] M. Bilenko and R. J. Mooney, "Adaptive duplicate detection using learnable string similarity measures," in *Proceedings of the Ninth ACM SIGKDD International Conference on Knowledge Discovery and Data Mining*, ser. KDD '03. New York, NY, USA: Association for Computing Machinery, 2003, p. 39–48. [Online]. Available: <https://doi.org/10.1145/956750.956759>
- [16] P. Christen, "Febrl: A freely available record linkage system with a graphical user interface," in *Proceedings of the Second Australasian Workshop on Health Data and Knowledge Management - Volume 80*, ser. HDKM '08. AUS: Australian Computer Society, Inc., 2008, p. 17–25.
- [17] A. Marcus, E. Wu, D. Karger, S. Madden, and R. Miller, "Human-powered sorts and joins," *arXiv preprint arXiv:1109.6881*, 2011.
- [18] J. Wang, T. Kraska, M. J. Franklin, and J. Feng, "Crowder: Crowdsourcing entity resolution," *arXiv preprint arXiv:1208.1927*, 2012.
- [19] F. M. Reza, *An introduction to information theory*. Courier Corporation, 1994.
- [20] V. Verroios and H. Garcia-Molina, "Entity resolution with crowd errors," in *2015 IEEE 31st International Conference on Data Engineering*. IEEE, 2015, pp. 219–230.
- [21] M. Sviridenko, "A note on maximizing a submodular set function subject to a knapsack constraint," *Operations Research Letters*, vol. 32, no. 1, pp. 41–43, 2004.
- [22] Y. Faenza, "Submodular functions."
- [23] J. De Bruin, "Python Record Linkage Toolkit: A toolkit for record linkage and duplicate detection in Python," Dec. 2019. [Online]. Available: <https://doi.org/10.5281/zenodo.3559043>
- [24] F. P. Miller, A. F. Vandome, and J. McBrewster, *Levenshtein Distance: Information Theory, Computer Science, String (Computer Science), String Metric, Damerau-Levenshtein Distance, Spell Checker, Hamming Distance*. Alpha Press, 2009.
- [25] M. A. Jaro, "Advances in record-linkage methodology as applied to matching the 1985 census of tampa, florida," *Journal of the American Statistical Association*, vol. 84, no. 406, pp. 414–420, 1989.
- [26] —, "Probabilistic linkage of large public health data files," *Statistics in medicine*, vol. 14, no. 5-7, pp. 491–498, 1995.
- [27] W. E. Winkler, "String comparator metrics and enhanced decision rules in the fellegi-sunter model of record linkage," 1990.
- [28] G. Navarro, "A guided tour to approximate string matching," *ACM computing surveys (CSUR)*, vol. 33, no. 1, pp. 31–88, 2001.
- [29] C. J. Zhang, L. Chen, H. V. Jagadish, and C. C. Cao, "Reducing uncertainty of schema matching via crowdsourcing," *Proceedings of the VLDB Endowment*, vol. 6, no. 9, pp. 757–768, 2013.
- [30] P. Christen and K. Goiser, "Quality and complexity measures for data linkage and deduplication," in *Quality measures in data mining*. Springer, 2007, pp. 127–151.
- [31] O. Hassanzadeh and R. J. Miller, "Creating probabilistic databases from duplicated data," *The VLDB Journal*, vol. 18, no. 5, pp. 1141–1166, 2009.
- [32] I. Bhattacharya and L. Getoor, "Collective entity resolution in relational data," *ACM Transactions on Knowledge Discovery from Data (TKDD)*, vol. 1, no. 1, pp. 5–es, 2007.
- [33] Y. Li, J. Li, Y. Suhara, A. Doan, and W.-C. Tan, "Deep entity matching with pre-trained language models," *Proceedings of the VLDB Endowment*, vol. 14, no. 1, p. 50–60, Sep. 2020. [Online]. Available: <http://dx.doi.org/10.14778/3421424.3421431>
- [34] J. Tang, Y. Zuo, L. Cao, and S. Madden, "Generic entity resolution models," in *NeurIPS 2022 First Table Representation Workshop*, 2022.