

Bilateral Reference for High-Resolution Dichotomous Image Segmentation

Peng Zheng^{1,2,5,7†} Dehong Gao³ Deng-Ping Fan^{1*} Li Liu⁴
 Jorma Laaksonen⁵ Wanli Ouyang⁶ Nicu Sebe⁷

¹ Nankai University, ² Alibaba Group, ³ Northwest Polytechnical University,

⁴ National University of Defense Technology, ⁵ Aalto University,

⁶ Shanghai AI Laboratory, ⁷ University of Trento

zhengpeng0108@gmail.com



Figure 1. Visual comparison between the results of our proposed *BiRefNet* and the latest state-of-the-art methods (e.g., IS-Net [31] and UDUN [28]) for high-resolution dichotomous image segmentation (DIS). Details of segmentation are zoomed in for better display.

Abstract

We introduce a novel bilateral reference framework (*BiRefNet*) for high-resolution dichotomous image segmentation (DIS). It comprises two essential components: the localization module (LM) and the reconstruction module (RM) with our proposed bilateral reference (*BiRef*). The LM aids in object localization using global semantic information. Within the RM, we utilize *BiRef* for the reconstruction process, where hierarchical patches of images provide the source reference and gradient maps serve as the target reference. These components collaborate to generate the final predicted maps. We also introduce auxiliary gradient supervision to enhance the focus on regions with finer details. Furthermore, we outline practical training strategies tailored for DIS to improve map quality and training process. To validate the general applicability of our approach, we conduct extensive experiments on four tasks to evince that *BiRefNet* exhibits remarkable performance, outperforming task-specific cutting-edge methods across all benchmarks. Our codes are available at <https://github.com/ZhengPeng7/BiRefNet>.

1. Introduction

With the advancement in high-resolution image acquisition, image segmentation technology has evolved from tra-

ditional coarse localization to achieving high-precision object segmentation. This task, whether it involves salient [11] or concealed object detection [9, 10], is referred to as high-resolution dichotomous image segmentation (DIS) [31] and has attracted widespread attention and use in the industry, e.g., by Samsung, Adobe, and Disney.

For the new DIS task, recent works have considered strategies such as intermediate supervision [31], frequency prior [48], and unite-divide-unite [28], and have achieved favorable results. Essentially, they either split the supervision [28, 31] at the feature-level or introduce an additional prior [48] to enhance feature extraction. These strategies are, however, still insufficient to capture very fine features (see Fig. 1). Based on our observations, we found that weak features in image objects can be well reflected by obtaining gradient features through derivative operations on the original image. In addition, when certain positions exhibit high similarity in color and texture to the background, the gradient features are probably too weak. For such cases, we further introduce ground truth (GT) features for side supervision, allowing the framework to learn the characteristics of these positions. We name the incorporation of the image reference and the introduction of both the gradient and GT references as *bilateral reference*.

We propose a novel progressive bilateral reference network *BiRefNet* to handle the high-resolution DIS task with separate localization and reconstruction modules. For the reconstruction module, we further design the inward and

† Peng finished the majority of this work when he was a visiting scholar at Nankai University.

* Corresponding author (dengpfan@gmail.com).

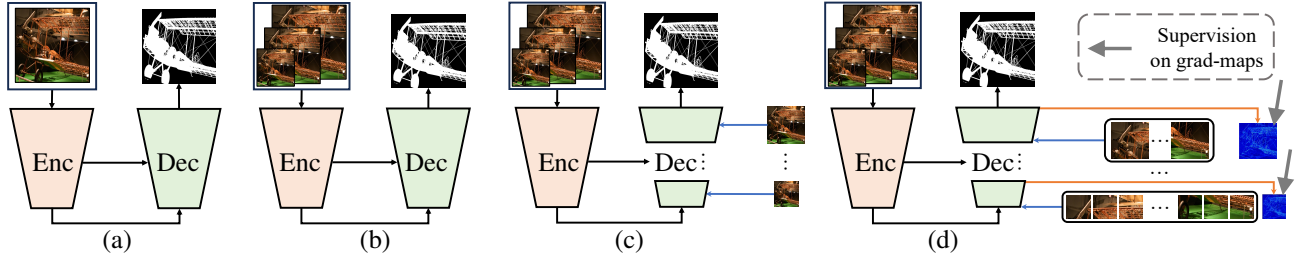


Figure 2. **Comparison between our proposed *BiRefNet* and other existing methods for HR segmentation tasks.** (a) Common framework [32]; (b) Image pyramid as input [12, 46]; (c) Scaled images as inward reference [17, 22]; (d) *BiRefNet*: patches of original images at original scales as inward reference and gradient priors as outward reference. Enc = encoder, Dec = decoder.

outward references as bilateral references (BiRef), in which the source image and the gradient map are fed into the decoder at different stages. Instead of resizing the original images to lower-resolution versions to ensure consistency with decoding features at each stage [17, 22], we keep the original resolution for intact detail features in inward reference and adaptively crop them into patches for compatibility with decoding features. In addition, we investigate and summarize practical strategies for the training on high-resolution (HR) data, including long training and region-level loss for better segmentation in parts of fine details, and multi-stage supervision to accelerate learning in fine details.

Our main contributions can be summarized as follows:

1. We present a **bilateral reference network** (*BiRefNet*) to perform high-quality DIS, which comprises the localization module (LM) and the reconstruction module (RM), to decompose DIS into two easier subtasks.
2. We propose a **bilateral reference module**, which consists of an inward reference with source image guidance and an outward reference with gradient supervision. It shows great efficacy in the reconstruction of HR results.
3. We explore and summarize various **practical strategies tailored for DIS** to easily improve performance, prediction quality, and convergence acceleration.
4. The proposed *BiRefNet* shows its excellent performance and strong generalization capabilities to achieve **state-of-the-art** performance on not only the **DIS5K** task but also on **HRSOD** and **COD** with **8.0%**, **2.6%**, and **7.4%** average S_m improvements, respectively.

2. Related Work

2.1. High-Resolution Class-agnostic Segmentation

High-resolution class-agnostic segmentation has been a typical computer vision objective for decades, and many related tasks have been proposed and attracted much attention, such as dichotomous image segmentation (DIS) [31], high-resolution salient object detection (HRSOD) [44], and concealed object detection (COD) [9]. To provide HRSOD with standard benchmarks, several typical HRSOD datasets (e.g., HRSOD [44], UHRSD [40], HRS10K [5]) and numerous approaches [17, 36, 40, 44] have been proposed.

Zeng *et al.* [44] employed a global-local fusion of the multi-scale input in their network. Xie *et al.* [40] used cross-model grafting modules to process images at different scales from multiple backbones (lightweight [13] and heavy [25]). Pyramid blending was also used in [17] for a lower computational cost. Concealed objects are difficult to locate due to similar-looking surrounding distractors [8]. Therefore, image priors, such as frequency [47], boundary [34], gradient [16], *etc.*, are used as auxiliary guidance to train COD models. Furthermore, a higher resolution has been found beneficial for detecting the target [14–16]. To produce more precise and fine-detail segmentation results, Yin *et al.* [42] employed progressive refinement with masked separable attention. Li *et al.* [22] incorporated the original images at different scales to aid in the refining process.

High-resolution DIS is a newly proposed task that focuses more on the complex slender structure of target objects in high-resolution images, making it even more challenging. Qin *et al.* [31] proposed the DIS5K dataset and IS-Net with intermediate supervision to alleviate the loss of fine areas. In addition, Zhou *et al.* [48] embedded a frequency prior to their DIS network to capture more details. Pei *et al.* [28] applied a label decoupling strategy [39] to the DIS task and achieved competitive segmentation performance in the boundary areas of objects. Unlike previous models that used compressed/resized images to enhance HR segmentation results, we utilized intact HR images as supplementary information for better HR predictions.

2.2. Progressive Refinement in Segmentation

In the image matting task, trimaps have been used as a pre-positioning technique for more precise segmentation results [21, 41]. In Fig. 2 we illustrate different approaches of relevant networks and compare the differences [28, 31, 32, 45, 48]. Many approaches have been proposed based on the progressive refinement strategy. Yu *et al.* [43] used the predicted LR alpha matte as a guide for refined HR maps. In BASNet [29], the initial results are revised with an additional refiner network. The CRM [33] continuously aligns the feature map with the refinement target to aggregate detailed features. In ICNet [46], the original images are also downsampled and added to the decoder output at different stages for refinement.

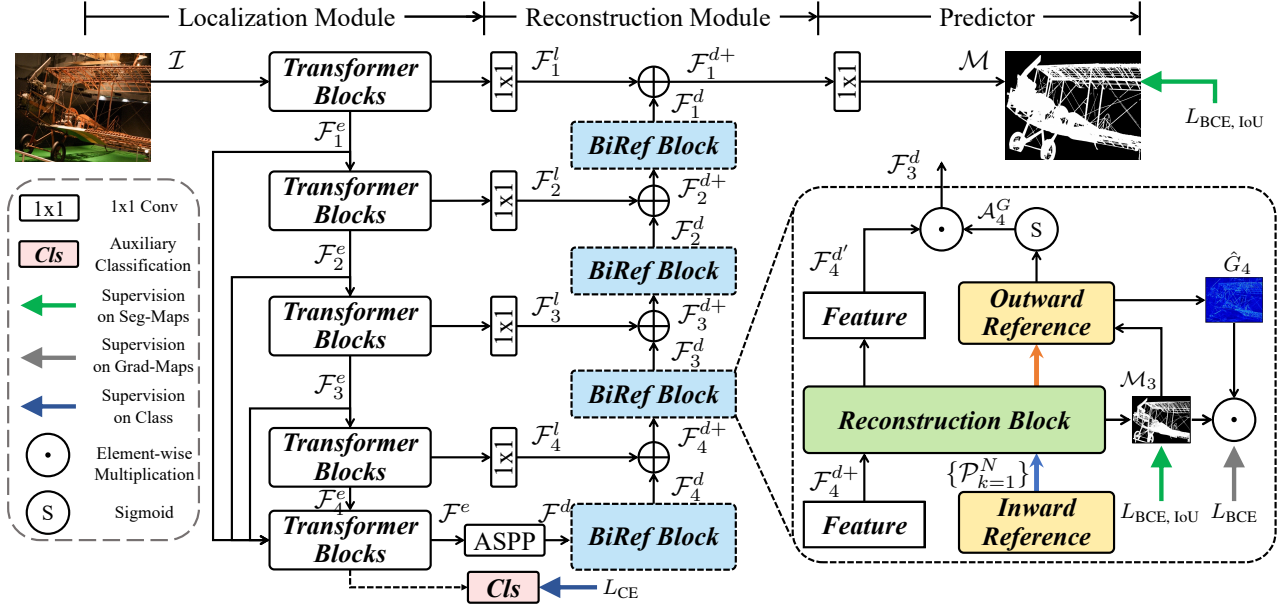


Figure 3. **Pipeline of the proposed bilateral reference Network (BiRefNet).** *BiRefNet* mainly consists of the localization module (LM) and the reconstruction module (RM) with bilateral reference (BiRef) blocks. Please refer to Sec. 3.1 for details.

In addition to images and GT, auxiliary information is also used in existing methods. For example, Tang *et al.* [35] cropped patches on the boundary to further refine them. In the LapSRN network [19, 20] for image super-resolution, Laplacian pyramids are also generated to help with image reconstruction at higher resolution. Although these methods successfully employed refinement to achieve better results, models are not guided to focus on certain areas, which is a problem in DIS. Therefore, we introduce gradient supervision in our outward reference to guide features sensitive to areas with richer fine details.

3. Methodology

3.1. Overview

As shown in Fig. 2(d), our proposed *BiRefNet* is different from the previous DIS methods. On the one hand, our *BiRefNet* explicitly decomposes the DIS task on HR data into two modules, *i.e.*, a localization module (LM) and a reconstruction module (RM). On the other hand, instead of directly adding the source images [12] or the priors [48] to the input, *BiRefNet* employs our proposed bilateral reference in the RM, making full use of the source images at the original scales and the gradient priors. The complete framework of our *BiRefNet* is illustrated in Fig. 3.

3.2. Localization Module

For a batch of HR images $\mathcal{I} \in \mathbb{R}^{N \times 3 \times H \times W}$ as input, the transformer encoder [25] extracts features at different stages, *i.e.*, $\mathcal{F}_1^e, \mathcal{F}_2^e, \mathcal{F}_3^e, \mathcal{F}_4^e, \mathcal{F}^e$ with resolutions as $\{[\frac{H}{k}, \frac{W}{k}], k = 4, 4, 8, 16, 32\}$. The features of the first four stages $\{\mathcal{F}_i^e\}_{i=1}^4$ are transferred to the corresponding

decoder stages with lateral connections (1×1 convolution layers). Meanwhile, they are stacked and concatenated in the last encoder block to generate \mathcal{F}^e .

The encoder output feature \mathcal{F}^e is then fed into a classification module and an Atrous Spatial Pyramid Pooling (ASPP) module [2]. In the classification module, the feature \mathcal{F}^e is led into a global average pooling layer and a fully connected layer for classification with the category C to obtain a better semantic representation for localization. Inside the ASPP module, the feature \mathcal{F}^e is squeezed to \mathcal{F}^d for transfer to the reconstruction module.

3.3. Reconstruction Module

The setting of the receptive field (RF) has been a challenge of HR segmentation. Small RFs lead to inadequate context information to locate the right target on a large background, whereas large RFs often result in insufficient feature extraction in detailed areas. To achieve balance, we propose the reconstruction block (RB) in each BiRef block as a replacement for the vanilla residual blocks. In RB, we employ deformable convolutions [3] with hierarchical receptive fields (*i.e.*, $1 \times 1, 3 \times 3, 7 \times 7$) and an adaptive average pooling layer to extract features with RFs of various scales. These features extracted by different RFs are then concatenated as \mathcal{F}_i^g , followed by a 1×1 convolution layer and a batch normalization layer to generate the output feature of RM $\mathcal{F}_i^{d'}$. In the reconstruction module, the squeezed feature \mathcal{F}^d is fed into the BiRef block for the feature \mathcal{F}_4^d . With \mathcal{F}_4^l , the first BiRef block predicts coarse maps, which are then reconstructed into higher-resolution versions through the following BiRef blocks. Following [24], the output feature of each

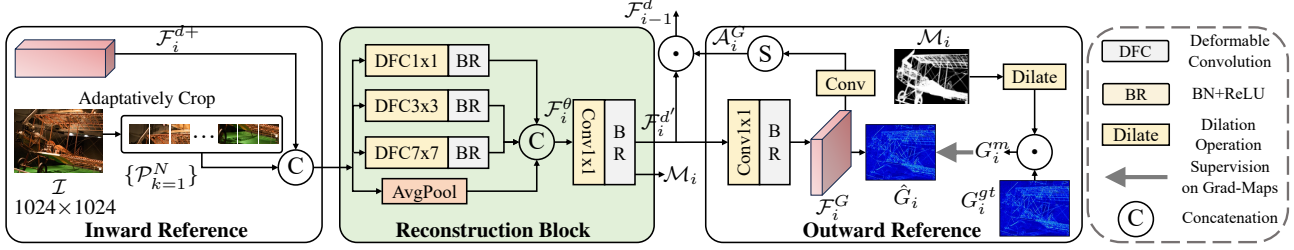


Figure 4. **Pipeline of the proposed bilateral reference blocks.** The source images at the original scale are combined with decoder features as the inward reference and fed into the reconstruction block, where deformable convolutions with hierarchical receptive fields are employed. The aggregated features are then used to predict the gradient maps in the outward reference. Gradient-aware features are then turned into the attention map to act on the original features.

BiRef block \mathcal{F}_i^d is added with its lateral feature \mathcal{F}_i^l of the LM at each stage, *i.e.*, $\{\mathcal{F}_i^{d+} = \text{Upsample} \uparrow (\mathcal{F}_i^d + \mathcal{F}_i^l), i = 4, 3, 2, 1\}$. Meanwhile, all BiRef blocks generate intermediate predictions $\{\mathcal{M}_i\}_{i=4}^1$ by multi-stage supervision, with resolutions in ascending order. Finally, the last decoding feature \mathcal{F}_1^{d+} is passed through an 1×1 convolution layer to obtain the final predicted maps $\mathcal{M} \in \mathbb{R}^{N \times 1 \times H \times W}$.

3.4. Bilateral Reference

In DIS, HR training images are very important for deep models to learn details and perform highly accurate segmentation. However, most segmentation models follow previous works [24, 32] to design the network architecture in an encoder-decoder structure with down-sampling and up-sampling, respectively. Besides, due to the large size of the input, concentrating on the target objects becomes more challenging. To deal with these two main problems, we propose *bilateral reference*, consisting of an inward reference (InRef) and an outward reference (OutRef), which is illustrated in Fig. 4. Inward reference and outward reference play the roles of supplementing HR information and drawing attention to areas with dense details, respectively.

In InRef, images \mathcal{I} with original high resolution are cropped to patches $\{\mathcal{P}_{k=1}^N\}$ of consistent size with the output features of the corresponding decoder stage. These patches are stacked with the original feature \mathcal{F}_i^{d+} to be fed into the RM. Existing methods with similar techniques either add \mathcal{I} only at the last decoding stage [28] or resize \mathcal{I} to make it applicable with original features in low resolution. Our inward reference avoids these two problems through adaptive cropping and supplies the necessary HR information at every stage.

In OutRef, we use gradient labels to draw more attention to areas of richer gradient information, which is essential for the segmentation of fine structures. First, we extract the gradient maps of the input images as G_i^{gt} . Meanwhile, \mathcal{F}_i^θ is used to generate the feature \mathcal{F}_i^G to produce the predicted gradient maps \hat{G}_i . With this gradient supervision, \mathcal{F}_i^G is sensitive to the gradient. It passes through a conv and a sigmoid layer and is used to generate the gradient referring attention \mathcal{A}_i^G , which is then multiplied by $\mathcal{F}_i^{d'}$ to generate

the output of the BiRef block as \mathcal{F}_{i-1}^d .

Considering that the background may have non-target noise with a lot of gradient information, we apply a masking strategy to alleviate the influence of non-target areas. We perform morphological operations on intermediate predictions \mathcal{M}_i and use dilated \mathcal{M}_i as a mask. The mask is used to multiply the gradient map G_i^{gt} to generate G_i^m , where the gradients outside the mask area are removed.

3.5. Objective Function

In HR segmentation tasks, using only pixel-level supervision (BCE loss) usually results in deterioration of detailed structural information in HR data. Inspired by the great results in [29] which used a hybrid loss, we use BCE, IoU, SSIM, and CE losses together to collaborate for the supervision on the levels of pixel, region, boundary, and semantic, respectively. The final objective function is a weighted combination of them and can be formulated as:

$$\begin{aligned} L &= L_{\text{pixel}} + L_{\text{region}} + L_{\text{boundary}} + L_{\text{semantic}} \\ &= \lambda_1 L_{\text{BCE}} + \lambda_2 L_{\text{IoU}} + \lambda_3 L_{\text{SSIM}} + \lambda_4 L_{\text{CE}}, \end{aligned} \quad (1)$$

where λ_1 , λ_2 , λ_3 , and λ_4 are respectively set to 30, 0.5, 10, and 5 to keep all the losses on the same quantitative level at the beginning of the training. The full definition of each individual loss can be found in the [supplementary material](#).

3.6. HR DIS Specific Training Strategies

Due to the high cost of training models on HR data, we have explored training tricks for HR segmentation tasks to improve performance and reduce training costs. First, we found that our model converges relatively quickly in the localization of targets and the segmentation of rough structures (measured by F-measure [1], S-measure [6]) on DIS5K (*e.g.*, 200 epochs). However, the performance in segmenting fine parts is still increasing after very long training (*e.g.*, 400 epochs), which is reflected in metrics such as F_β^ω and HCE_γ . Second, though long training can easily achieve great results in terms of both structure and edges, it consumes too much computation; we found that multi-stage supervision can dramatically accelerate the learning on segmenting fine details and make the model achieve similar

performance as before but with only 30% training epochs. Third, we also found that fine-tuning with only region-level losses can easily improve the binarization of predicted results and those metric scores (*e.g.*, F_{β}^{ω} , E_{ϕ}^m , HCE) that are closer to practical use. Finally, we used context feature fusion and image pyramid inputs on the backbone, which are commonly used tricks to use deep models to process HR images. In our experiments, these two modifications to the backbone achieved a general improvement in DIS and similar HR segmentation tasks. For more details, please refer to our [supplementary material](#).

4. Experiments

4.1. Datasets

Training Sets. For the DIS task, we follow previous works [28, 31, 48] to use DIS5K-TR as our training set in experiments. For the HRSOD task, we follow the latest work [40] to set different combinations of HRSOD, UHRSD, and DUTS as the training set. For the COD task, we follow the latest works [9, 15] to use the concealed samples in CAMO-TR and COD10K-TR as the training set.

Test Sets. To obtain a complete evaluation of our *BiRefNet*, we tested it on all test sets in DIS5K (DIS-TE1, DIS-TE2, DIS-TE3, and DIS-TE4). We also conducted an evaluation of *BiRefNet* on the HRSOD test sets (DAVIS-S, HRSOD-TE, and UHRSD-TE) and the COD test sets (CAMO-TE, COD10K-TE, and NC4K). Low-resolution SOD test sets (DUTS-TE and DUT-OMRON) are additionally used for supplementary experiments.

4.2. Evaluation Protocol

For a comprehensive evaluation, we employ the S-measure [6] (S_m), max/mean/weighted F-measure [1] ($F_{\beta}^x/F_{\beta}^m/F_{\beta}^{\omega}$), max/mean E-measure [7] (E_{ξ}^x/E_{ξ}^m), mean absolute error (MAE), and relax HCE [31] (HCE_{γ}) to evaluate performance. Detailed descriptions of these metrics can be found in the [supplementary material](#).

4.3. Implementation Details

All images are resized to 1024×1024 for training and testing. The generated segmentation maps are resized (*i.e.*, bilinear interpolation) to the original size of the corresponding ground-truth maps for evaluation. Horizontal flip is the only data augmentation used in the training process. The number of categories C is set to 219, as given in DIS-TR. The proposed *BiRefNet* is trained with Adam optimizer [18] for DIS/HRSOD/COD tasks for 800/120/120 epochs, respectively. The model is fine-tuned with the IoU loss for the last 20 epochs. The initial learning rate is set to 10^{-5} , with $\beta_1 = 0.9$ and $\beta_2 = 0.99$. All experiments are implemented with PyTorch [27] and run on four NVIDIA A100 GPUs. Batch size is set to $N=4$ for each GPU during training.

Table 1. **Quantitative ablation studies of the proposed components in the proposed *BiRefNet*.** The ablation studies of the proposed *BiRefNet* are conducted on the effectiveness of the proposed components, including reconstruction module (RM), inward reference (InRef), outward reference (OutRef), and their combinations.

Modules			DIS-VD					
RM	InRef	OutRef	$F_{\beta}^x \uparrow$	$F_{\beta}^{\omega} \uparrow$	$\mathcal{M} \downarrow$	$S_m \uparrow$	$E_{\phi}^m \uparrow$	$HCE_{\gamma} \downarrow$
			.837	.785	.056	.845	.887	1204
✓			.855	.831	.048	.865	.895	1167
	✓		.848	.825	.050	.857	.903	1152
	✓	✓	.869	.834	.041	.886	.912	1093
✓		✓	.863	.831	.042	.891	.918	1106
	✓	✓	.861	.839	.044	.881	.911	1114
✓	✓	✓	.889	.851	.038	.900	.924	1065

Table 2. **Effectiveness of practical strategies for training high-resolution segmentation.** The experimental comparison of the proposed several tricks for HR segmentation tasks is provided here, including context feature fusion (CFF), image pyramids input (IPT), regional loss fine-tuning (RLFT), and their combinations. The results are obtained by our final model.

Modules			DIS-VD					
CFF	IPT	RLFT	$F_{\beta}^x \uparrow$	$F_{\beta}^{\omega} \uparrow$	$\mathcal{M} \downarrow$	$S_m \uparrow$	$E_{\phi}^m \uparrow$	$HCE_{\gamma} \downarrow$
			.889	.851	.038	.900	.924	1065
✓			.893	.856	.038	.904	.928	1054
	✓		.895	.857	.037	.904	.927	1051
		✓	.890	.861	.036	.899	.932	1043
✓	✓	✓	.897	.863	.036	.905	.937	1039

4.4. Ablation Study

We study the effectiveness of each component (*i.e.*, RM and BiRef) and practical strategies (*i.e.*, CFF, IPT, and RLFT) introduced for our *BiRefNet* and conduct an investigation about their contributions to improved DIS results. Quantitative results regarding each module and strategy are shown in Tab. 1 and 2, respectively.

Baseline. We provide a simple but strong encoder-decoder network as the baseline for the DIS task. To capture better hierarchical features on various scales, we chose the Swin transformer [25] as our backbone network. Then, to obtain a better semantic representation in the DIS task, we divided the images in DIS-TR into 219 classes according to their label names and added an auxiliary classification head at the end of the encoder. In the decoder of the baseline network, each decoder block is made up of two residual blocks [13]. All stages of the encoder and decoder are connected with an 1×1 convolution, except the deepest stage, where an ASPP [2] block is used for connectivity. With this setup, our baseline network has outperformed existing DIS models in most metrics, as shown in Tab. 1 and Tab. 3.

Reconstruction Module. As shown in Tab. 1, our model gains an overall improvement with the proposed RM. The RM provides multi-scale receptive fields on the HR features for local details and overall semantics. It brings $\sim 2.2\%$ F_{β}^x relative improvement with little extra computational cost.

Bilateral Reference. We separately investigate the ef-




Figure 5. **Qualitative comparisons of the proposed *BiRefNet* and previous methods on the DIS5K benchmark.** The results of the previous methods are from [28], where all models are trained with images with 1024×1024 resolution. Zoom in for a better view.

Table 3. **Quantitative comparisons between our *BiRefNet* and the state-of-the-art methods on DIS5K validation and test sets.** “ \uparrow ” (“ \downarrow ”) means that the higher (lower) is better. We use the results provided in [28], where all methods take 1024×1024 input.

Methods	DIS-TE1 (500)						DIS-TE2 (500)						DIS-TE3 (500)					
	$F_{\beta}^x \uparrow$	$F_{\beta}^{\omega} \uparrow$	$M \downarrow$	$S_m \uparrow$	$E_{\phi}^m \uparrow$	$HCE_{\gamma} \downarrow$	$F_{\beta}^x \uparrow$	$F_{\beta}^{\omega} \uparrow$	$M \downarrow$	$S_m \uparrow$	$E_{\phi}^m \uparrow$	$HCE_{\gamma} \downarrow$	$F_{\beta}^x \uparrow$	$F_{\beta}^{\omega} \uparrow$	$M \downarrow$	$S_m \uparrow$	$E_{\phi}^m \uparrow$	$HCE_{\gamma} \downarrow$
BASNet ₁₉ [29]	.663	.577	.105	.741	.756	155	.738	.653	.096	.781	.808	341	.790	.714	.080	.816	.848	681
U ² Net ₂₀ [30]	.701	.601	.085	.762	.783	165	.768	.676	.083	.798	.825	367	.813	.721	.073	.823	.856	738
HRNet ₂₀ [37]	.668	.579	.088	.742	.797	262	.747	.664	.087	.784	.840	555	.784	.700	.080	.805	.869	1049
PGNet ₂₂ [40]	.754	.680	.067	.800	.848	162	.807	.743	.065	.833	.880	375	.843	.785	.056	.844	.911	797
IS-Net ₂₂ [31]	.740	.662	.074	.787	.820	149	.799	.728	.070	.823	.858	340	.830	.758	.064	.836	.883	687
FP-DIS ₂₃ [48]	.784	.713	.060	.821	.860	160	.827	.767	.059	.845	.893	373	.868	.811	.049	.871	.922	780
UDUN ₂₃ [28]	.784	.720	.059	.817	.864	140	.829	.768	.058	.843	.886	325	.865	.809	.050	.865	.917	658
<i>BiRefNet</i> (Ours)	.866	.829	.036	.889	.917	115	.906	.876	.031	.913	.943	283	.920	.888	.029	.918	.951	617

Methods	DIS-TE4 (500)						DIS-TE (1-4) (2,000)						DIS-VD (470)					
	$F_{\beta}^x \uparrow$	$F_{\beta}^{\omega} \uparrow$	$M \downarrow$	$S_m \uparrow$	$E_{\phi}^m \uparrow$	$HCE_{\gamma} \downarrow$	$F_{\beta}^x \uparrow$	$F_{\beta}^{\omega} \uparrow$	$M \downarrow$	$S_m \uparrow$	$E_{\phi}^m \uparrow$	$HCE_{\gamma} \downarrow$	$F_{\beta}^x \uparrow$	$F_{\beta}^{\omega} \uparrow$	$M \downarrow$	$S_m \uparrow$	$E_{\phi}^m \uparrow$	$HCE_{\gamma} \downarrow$
BASNet ₁₉ [29]	.785	.713	.087	.806	.844	2852	.744	.664	.092	.786	.814	1007	.737	.656	.094	.781	.809	1132
U ² Net ₂₀ [30]	.800	.707	.085	.814	.837	2898	.771	.676	.082	.799	.825	1042	.753	.656	.089	.785	.809	1139
HRNet ₂₀ [37]	.772	.687	.092	.792	.854	3864	.743	.658	.087	.781	.840	1432	.726	.641	.095	.767	.824	1560
PGNet ₂₂ [40]	.831	.774	.065	.841	.899	3361	.809	.746	.063	.830	.885	1173	.798	.733	.067	.824	.879	1326
IS-Net ₂₂ [31]	.827	.753	.072	.830	.870	2888	.799	.726	.070	.819	.858	1016	.791	.717	.074	.813	.856	1116
FP-DIS ₂₃ [48]	.846	.788	.061	.852	.906	3347	.831	.770	.047	.847	.895	1165	.823	.763	.062	.843	.891	1309
UDUN ₂₃ [28]	.846	.792	.059	.849	.901	2785	.831	.772	.057	.844	.892	977	.823	.763	.059	.838	.892	1097
<i>BiRefNet</i> (Ours)	.906	.866	.038	.902	.940	2830	.900	.865	.034	.906	.938	961	.897	.863	.036	.905	.937	1039

fectiveness of the inward reference (InRef, with source images) and the outward reference (OutRef, with gradient labels) in BiRef. InRef supplemented lossless HR information globally, while OutRef drew more attention to the fine-detail parts to achieve higher precision in those areas. As shown in Tab. 1, they work jointly to bring about 2.9% F_{β}^x

relative improvement to *BiRefNet*. Finally, RM and BiRef are combined to achieve 6.2% F_{β}^x relative improvement.

Training Strategies. As shown in Tab. 2, the proposed strategies improve performance from different perspectives. CCF and IPT improve overall performance, while RLFT specifically improves precision in edge details, which is re-

Table 4. **Quantitative comparisons between our *BiRefNet* and the state-of-the-art methods in high-resolution and low-resolution SOD datasets.** TR denotes the training set. To provide a fair comparison with existing methods, we train our *BiRefNet* with different combinations of training sets, where D, H, and U represent DUTS [38], HRSOD [44], and UHRSD [40], respectively.

Test Sets		High-Resolution Benchmarks												Low-Resolution Benchmarks							
		DAVIS-S (92)				HRSOD-TE (400)				UHRSD-TE (988)				DUTS-TE (5,019)			DUT-OMRON (5,168)				
Methods	TR	$S_m \uparrow$	$F_\beta^x \uparrow$	$E_\phi^m \uparrow$	$\mathcal{M} \downarrow$	$S_m \uparrow$	$F_\beta^x \uparrow$	$E_\phi^m \uparrow$	$\mathcal{M} \downarrow$	$S_m \uparrow$	$F_\beta^x \uparrow$	$E_\phi^m \uparrow$	$\mathcal{M} \downarrow$	$S_m \uparrow$	$F_\beta^x \uparrow$	$E_\phi^m \uparrow$	$\mathcal{M} \downarrow$	$S_m \uparrow$	$F_\beta^x \uparrow$	$E_\phi^m \uparrow$	$\mathcal{M} \downarrow$
LDF ₂₀ [39]	D	.922	.911	.947	.019	.904	.904	.919	.032	.888	.913	.891	.047	.892	.898	.910	.034	.838	.820	.873	.051
HRSOD ₁₉ [44]	D,H	.876	.899	.955	.026	.896	.905	.934	.030	-	-	-	-	.824	.835	.885	.050	.762	.743	.831	.065
DHQ ₂₁ [36]	D,H	.920	.938	.947	.012	.920	.922	.947	.022	.900	.911	.905	.039	.894	.900	.919	.031	.836	.820	.873	.045
PGNet ₂₂ [40]	D	.935	.936	.947	.015	.930	.931	.944	.021	.912	.931	.904	.037	.911	.917	.922	.027	.855	.835	.887	.045
PGNet ₂₂ [40]	D,H	.948	.950	.975	.012	.935	.937	.946	.020	.912	.935	.905	.036	.912	.919	.925	.028	.858	.835	.887	.046
PGNet ₂₂ [40]	H,U	.954	.957	.979	.010	.938	.945	.946	.020	.935	.949	.916	.026	.859	.871	.897	.038	.786	.772	.884	.058
<i>BiRefNet</i> (Ours)	D	.946	.937	.972	.012	.943	.934	.960	.021	.922	.928	.940	.035	.922	.910	.946	.025	.860	.810	.884	.046
<i>BiRefNet</i> (Ours)	D,H,U	.973	.978	.992	.005	.960	.962	.979	.011	.952	.960	.971	.016	.941	.944	.969	.016	.881	.845	.908	.035

Table 5. **Comparison of *BiRefNet* with the state-of-the-art methods.** As seen, *BiRefNet* performs much better than previous methods.

Methods	CAMO (250)						COD10K (2,026)						NC4K (4,121)					
	$S_m \uparrow$	$F_\beta^x \uparrow$	$F_\beta^m \uparrow$	$E_\phi^m \uparrow$	$E_\phi^x \uparrow$	$\mathcal{M} \downarrow$	$S_m \uparrow$	$F_\beta^x \uparrow$	$F_\beta^m \uparrow$	$E_\phi^m \uparrow$	$E_\phi^x \uparrow$	$\mathcal{M} \downarrow$	$S_m \uparrow$	$F_\beta^x \uparrow$	$F_\beta^m \uparrow$	$E_\phi^m \uparrow$	$E_\phi^x \uparrow$	$\mathcal{M} \downarrow$
SINet ₂₀ [8]	.751	.606	.675	.771	.831	.100	.771	.551	.634	.806	.868	.051	.808	.723	.769	.871	.883	.058
BGNet ₂₂ [34]	.812	.749	.789	.870	.882	.073	.831	.722	.753	.901	.911	.033	.851	.788	.820	.907	.916	.044
ZoomNet ₂₂ [26]	.820	.752	.794	.878	.892	.066	.838	.729	.766	.888	.911	.029	.853	.784	.818	.896	.912	.043
SINet ₂₂ [9]	.820	.743	.782	.882	.895	.070	.815	.680	.718	.887	.906	.037	.847	.770	.805	.903	.914	.048
HitNet ₂₃ [14]	.849	.809	.831	.906	.910	.055	.871	.806	.823	.935	.938	.023	.875	.834	.853	.926	.929	.037
FSPNet ₂₃ [15]	.856	.799	.830	.899	.928	.050	.851	.735	.769	.895	.930	.026	.879	.816	.843	.915	.937	.035
<i>BiRefNet</i> (Ours)	.907	.888	.900	.954	.959	.030	.907	.858	.870	.951	.957	.017	.915	.890	.903	.952	.958	.023

flected in metrics such as F_β^ω and HCE_γ .

4.5. State-of-the-Art Comparison

To validate the general applicability of our method, we conduct extensive experiments on four tasks, *i.e.*, high-resolution dichotomous image segmentation (DIS), high-resolution salient object detection (HRSOD), concealed object detection (COD), and salient object detection (SOD). We compare our proposed *BiRefNet* with all the latest task-specific models on existing benchmarks.

Quantitative Results. Tab. 3 shows a quantitative comparison between the proposed *BiRefNet* and previous state-of-the-art methods. Our *BiRefNet* outperforms all previous methods in widely used metrics. The complexities of DIS-TE1~DIS-TE4 are in ascending order. The metrics for structure similarity (*e.g.*, S_α , E_ϕ^x) focus more on global information. Pixel-level metrics, such as MAE (M), emphasize the precision of details. Metrics based on mean values (*e.g.*, E_ϕ^m , F_β^m) better match the requirements of practical applications where maps are thresholded. As seen in Tab. 3, our *BiRefNet* outperforms previous methods not only on the accuracy of the global shape but also in the details of the pixels. It is noteworthy that the results are better especially in metrics that cater more to practical applications.

Additionally, our *BiRefNet* outperforms existing task-specific models on the HRSOD and COD tasks. As shown in Tab. 4, *BiRefNet* achieved much higher accuracy on both high-resolution and low-resolution SOD benchmarks. Compared with the previous SOTA method [40], our *BiRefNet* achieved an average improvement of 2.6%

S_m . Furthermore, as shown in Tab. 5, in the COD task, *BiRefNet* also shows a much better performance compared to the previous SOTA models, with an average improvement of 7.4% S_m on the three widely used COD benchmarks. These results show the remarkable generalization ability of our *BiRefNet* to extend to similar HR tasks.

For a clearer illustration of the generalizability and powerful performance of *BiRefNet*, we provide a radar picture shown in the [supplementary material](#), where our model is compared with all the best models for different tasks.

Qualitative Results. Fig. 5 shows segmentation maps produced by the most competitive existing DIS models and the proposed *BiRefNet*. As the results show, we provide samples of all test sets and one validation set. *BiRefNet* outperforms the previous DIS methods from two perspectives, *i.e.*, the location of target objects and the more accurate segmentation of the details of the objects. For example, in the samples of DIS-TE4 and DIS-TE2, there are neighboring distractors that attract the attention of other models to produce false positives. On the contrary, our *BiRefNet* eliminates the distractors and accurately segments the target. In samples of DIS-TE3 and DIS-VD, *BiRefNet* shows much greater performance in precisely segmenting areas where fine details are rich. Compared with previous methods, our *BiRefNet* can clearly segment slim shapes and curved edges better. The progress on these two fronts shows the power of *BiRefNet* in the DIS task.

We also provide a qualitative comparison on the COD task. Fig. 6 shows hard samples with different challenges.

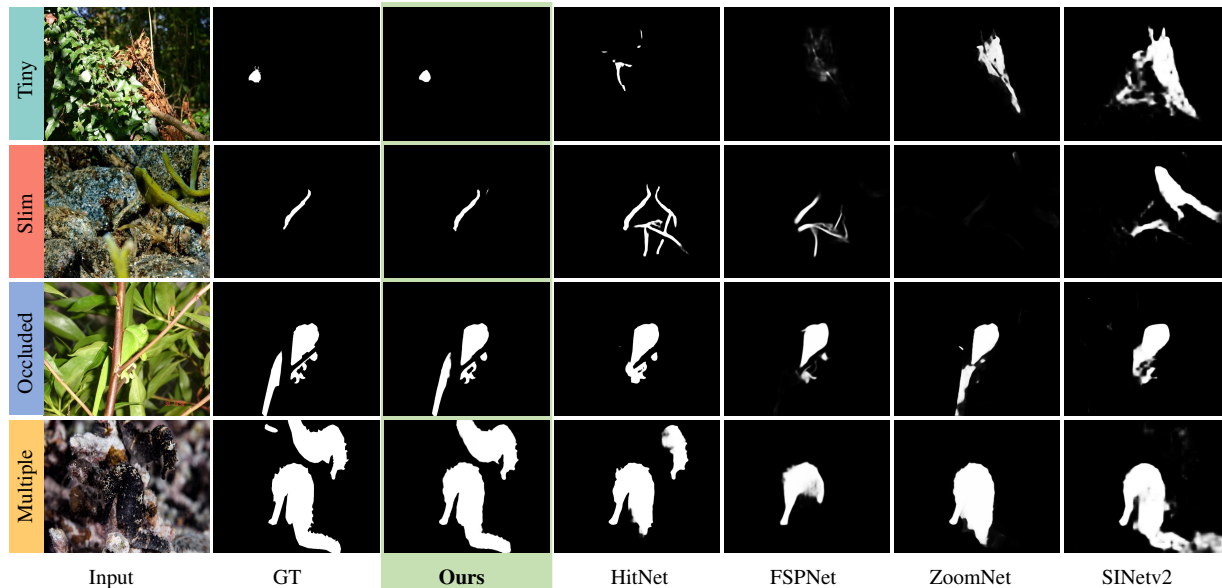


Figure 6. Visual comparisons of the proposed *BiRefNet* and other competitors on COD10K benchmark. Samples with different challenges are provided here to show the superiority of *BiRefNet* from different perspectives.



Figure 7. **Application #1.** Crack detection for the maintenance of architecture health.

For example, in the row of the occluded frog, the area of the frog is divided by the branch that covers it. Even though, our *BiRefNet* can accurately segment the scattered fragments almost the same as the GT map. In contrast, in the results of the other methods, fragments are difficult to find all, let alone to provide precise segmentation maps. For tiny and slim objects, *BiRefNet* shows better ability to find the right target. In the sample with multiple objects, our *BiRefNet* shows superiority in finding all concealed objects.

5. Potential Applications

We envisage that generated fine segmentation maps have potential to be utilized in various practical applications, *e.g.*:

Application #1 Crack Detection. The quality of walls is important for the health of the architecture [49]. However, segmentation models trained on commonly used datasets (*e.g.*, COCO [23]) can only segment regular foreground objects. The proposed *BiRefNet* trained on the DIS5K dataset is more aware of the fine details and can also segment targets with higher shape complexities. As shown in Fig. 7, our *BiRefNet* can accurately find cracks in the walls and help maintain when to repair them.



Figure 8. **Application #2.** Highly accurate object extraction in high-resolution natural images.

Application #2 Highly Accurate Object Extraction. Foreground object extraction and background removal have been popular applications in recent years. However, commonly seen methods fail to generate high-quality results when target objects have too high shape complexities [29, 30] or need manual guidance (*e.g.*, scribble, point, and coarse mask) for more accurate segmentation [4, 21]. The proposed *BiRefNet* trained on DIS5K can generate results with much higher resolution and segment thin threads at the hair level without a mask, as shown in Fig. 8. On the basis of such refined results, there may be numerous successful downstream applications in the future.

6. Conclusions

This work proposes a *BiRefNet* framework equipped with a bilateral reference, which can perform dichotomous image segmentation, high-resolution (HR) salient object detection, and concealed object detection in the same framework. With the comprehensive experiments conducted, we find that unscaled source images and a focus on regions of rich information are vital to generating fine and detailed ar-

eas in HR images. To this end, we propose the bilateral reference to fill in the missing information in the fine parts (inward reference) and guide the model to focus more on regions with richer details (outward reference). This significantly improves the model’s ability to capture tiny-pixel features. To alleviate the high training cost of HR data training, we also provide various practical tricks to deliver higher-quality prediction and faster convergence. Competitive results on 13 benchmarks demonstrate outstanding performance and strong generalization ability of our *BiRefNet*. We also show that the techniques of *BiRefNet* can be transferred and used in many practical applications. We hope that the proposed framework can encourage the development of unified models for various tasks in the future.

References

- [1] Radhakrishna Achanta, Sheila Hemami, Francisco Estrada, and Sabine Susstrunk. Frequency-tuned salient region detection. In *CVPR*, 2009. 4, 5
- [2] Liang-Chieh Chen, Yukun Zhu, George Papandreou, Florian Schroff, and Hartwig Adam. Encoder-decoder with atrous separable convolution for semantic image segmentation. In *ECCV*, 2018. 3, 5
- [3] Jifeng Dai, Haozhi Qi, Yuwen Xiong, Yi Li, Guodong Zhang, Han Hu, and Yichen Wei. Deformable convolutional networks. In *ICCV*, 2017. 3
- [4] Linhui Dai, Xiang Song, Xiaohong Liu, Chengqi Li, Zhihao Shi, Martin Brooks, and Jun Chen. Enabling trimap-free image matting with a frequency-guided saliency-aware network via joint learning. *IEEE TMM*, 25:4868–4879, 2022. 8
- [5] Xinhao Deng, Pingping Zhang, Wei Liu, and Huchuan Lu. Recurrent multi-scale transformer for high-resolution salient object detection. In *ACM MM*, 2023. 2
- [6] Deng-Ping Fan, Ming-Ming Cheng, Yun Liu, Tao Li, and Ali Borji. Structure-measure: A new way to evaluate foreground maps. In *ICCV*, 2017. 4, 5
- [7] Deng-Ping Fan, Cheng Gong, Yang Cao, Bo Ren, Ming-Ming Cheng, and Ali Borji. Enhanced-alignment measure for binary foreground map evaluation. In *IJCAI*, 2018. 5
- [8] Deng-Ping Fan, Ge-Peng Ji, Guolei Sun, Ming-Ming Cheng, Jianbing Shen, and Ling Shao. Camouflaged object detection. In *CVPR*, 2020. 2, 7
- [9] Deng-Ping Fan, Ge-Peng Ji, Ming-Ming Cheng, and Ling Shao. Concealed object detection. *IEEE TPAMI*, 44(10): 6024–6042, 2022. 1, 2, 5, 7
- [10] Deng-Ping Fan, Ge-Peng Ji, Peng Xu, Ming-Ming Cheng, Christos Sakaridis, and Luc Van Gool. Advances in deep concealed scene understanding. *VI*, 1(1):16, 2023. 1
- [11] Deng-Ping Fan, Jing Zhang, Gang Xu, Ming-Ming Cheng, and Ling Shao. Salient objects in clutter. *IEEE TPAMI*, 45(2):2344–2366, 2023. 1
- [12] William I Grosky and Ramesh Jain. A pyramid-based approach to segmentation applied to region matching. *IEEE TPAMI*, 8(5):639–650, 1986. 2, 3
- [13] Kaiming He, Xiangyu Zhang, Shaoqing Ren, and Jian Sun. Deep residual learning for image recognition. In *CVPR*, 2016. 2, 5
- [14] Xiaobin Hu, Shuo Wang, Xuebin Qin, Hang Dai, Wenqi Ren, Donghao Luo, Ying Tai, and Ling Shao. High-resolution iterative feedback network for camouflaged object detection. In *AAAI*, 2023. 2, 7
- [15] Zhou Huang, Hang Dai, Tian-Zhu Xiang, Shuo Wang, Huai-Xin Chen, Jie Qin, and Huan Xiong. Feature shrinkage pyramid for camouflaged object detection with transformers. In *CVPR*, 2023. 5, 7
- [16] Ge-Peng Ji, Deng-Ping Fan, Yu-Cheng Chou, Dengxin Dai, Alexander Liniger, and Luc Van Gool. Deep gradient learning for efficient camouflaged object detection. *MIR*, 20(1): 92–108, 2023. 2
- [17] Taehun Kim, Kunhee Kim, Joonyeong Lee, Dongmin Cha, Jiho Lee, and Daijin Kim. Revisiting image pyramid structure for high resolution salient object detection. In *ACCV*, 2022. 2
- [18] Diederik P. Kingma and Jimmy Ba. Adam: A method for stochastic optimization. In *ICLR*, 2015. 5
- [19] Wei-Sheng Lai, Jia-Bin Huang, Narendra Ahuja, and Ming-Hsuan Yang. Deep laplacian pyramid networks for fast and accurate super-resolution. In *CVPR*, 2017. 3
- [20] Wei-Sheng Lai, Jia-Bin Huang, Narendra Ahuja, and Ming-Hsuan Yang. Fast and accurate image super-resolution with deep laplacian pyramid networks. *IEEE TPAMI*, 41(11): 2599–2613, 2018. 3
- [21] Jizhi Li, Jing Zhang, Stephen J Maybank, and Dacheng Tao. Bridging composite and real: towards end-to-end deep image matting. *IJCV*, 130(2):246–266, 2022. 2, 8
- [22] Xiaofei Li, Jiabin Yang, Shuohao Li, Jun Lei, Jun Zhang, and Dong Chen. Locate, refine and restore: A progressive enhancement network for camouflaged object detection. In *IJCAI*, 2023. 2
- [23] Tsung-Yi Lin, Michael Maire, Serge J. Belongie, James Hays, Pietro Perona, Deva Ramanan, Piotr Dollár, and C. Lawrence Zitnick. Microsoft coco: Common objects in context. In *ECCV*, 2014. 8
- [24] Tsung-Yi Lin, Piotr Dollár, Ross Girshick, Kaiming He, Bharath Hariharan, and Serge Belongie. Feature pyramid networks for object detection. In *CVPR*, 2017. 3, 4
- [25] Ze Liu, Yutong Lin, Yue Cao, Han Hu, Yixuan Wei, Zheng Zhang, Stephen Lin, and Baining Guo. Swin transformer: Hierarchical vision transformer using shifted windows. In *ICCV*, 2021. 2, 3, 5
- [26] Youwei Pang, Xiaoqi Zhao, Tian-Zhu Xiang, Lihe Zhang, and Huchuan Lu. Zoom in and out: A mixed-scale triplet network for camouflaged object detection. In *CVPR*, 2022. 7
- [27] Adam Paszke, Sam Gross, Francisco Massa, Adam Lerer, James Bradbury, Gregory Chanan, Trevor Killeen, Zeming Lin, Natalia Gimelshein, Luca Antiga, et al. PyTorch: An imperative style, high-performance deep learning library. *NeurIPS*, 2019. 5
- [28] Jialun Pei, Zhangjun Zhou, Yueming Jin, He Tang, and Heng Pheng-Ann. Unite-divide-unite: Joint boosting trunk and

- structure for high-accuracy dichotomous image segmentation. In *ACM MM*, 2023. 1, 2, 4, 5, 6
- [29] Xuebin Qin, Zichen Zhang, Chenyang Huang, Chao Gao, Masood Dehghan, and Martin Jagersand. Basnet: Boundary-aware salient object detection. In *CVPR*, 2019. 2, 4, 6, 8
- [30] Xuebin Qin, Zichen Zhang, Chenyang Huang, Masood Dehghan, Osmar R Zaiane, and Martin Jagersand. U2-net: Going deeper with nested u-structure for salient object detection. *PR*, 106:107404, 2020. 6, 8
- [31] Xuebin Qin, Hang Dai, Xiaobin Hu, Deng-Ping Fan, Ling Shao, et al. Highly accurate dichotomous image segmentation. In *ECCV*, 2022. 1, 2, 5, 6
- [32] Olaf Ronneberger, Philipp Fischer, and Thomas Brox. U-net: Convolutional networks for biomedical image segmentation. In *MICCAI*, 2015. 2, 4
- [33] Tiancheng Shen, Yuechen Zhang, Lu Qi, Jason Kuen, Xingyu Xie, Jianlong Wu, Zhe Lin, and Jiaya Jia. High quality segmentation for ultra high-resolution images. In *CVPR*, 2022. 2
- [34] Yujia Sun, Shuo Wang, Chenglizhao Chen, and Tian-Zhu Xiang. Boundary-guided camouflaged object detection. In *IJCAI*, 2022. 2, 7
- [35] Chufeng Tang, Hang Chen, Xiao Li, Jianmin Li, Zhaoxiang Zhang, and Xiaolin Hu. Look closer to segment better: Boundary patch refinement for instance segmentation. In *CVPR*, 2021. 3
- [36] Lv Tang, Bo Li, Yijie Zhong, Shouhong Ding, and Mofei Song. Disentangled high quality salient object detection. In *CVPR*, 2021. 2, 7
- [37] Jingdong Wang, Ke Sun, Tianheng Cheng, Borui Jiang, Chaorui Deng, Yang Zhao, Dong Liu, Yadong Mu, Mingkui Tan, Xinggang Wang, et al. Deep high-resolution representation learning for visual recognition. *IEEE TPAMI*, 43(10): 3349–3364, 2020. 6
- [38] Lijun Wang, Huchuan Lu, Yifan Wang, Mengyang Feng, Dong Wang, Baocai Yin, and Xiang Ruan. Learning to detect salient objects with image-level supervision. In *CVPR*, 2017. 7
- [39] Jun Wei, Shuhui Wang, Zhe Wu, Chi Su, Qingming Huang, and Qi Tian. Label decoupling framework for salient object detection. In *CVPR*, 2020. 2, 7
- [40] Chenxi Xie, Changqun Xia, Mingcan Ma, Zhirui Zhao, Xiaowu Chen, and Jia Li. Pyramid grafting network for one-stage high resolution saliency detection. In *CVPR*, 2022. 2, 5, 6, 7
- [41] Ning Xu, Brian Price, Scott Cohen, and Thomas Huang. Deep image matting. In *CVPR*, 2017. 2
- [42] Bowen Yin, Xuying Zhang, Qibin Hou, Bo-Yuan Sun, Deng-Ping Fan, and Luc Van Gool. Camoformer: Masked separable attention for camouflaged object detection. *arXiv*, 2022. 2
- [43] Qihang Yu, Jianming Zhang, He Zhang, Yilin Wang, Zhe Lin, Ning Xu, Yutong Bai, and Alan Yuille. Mask guided matting via progressive refinement network. In *CVPR*, 2021. 2
- [44] Yi Zeng, Pingping Zhang, Jianming Zhang, Zhe Lin, and Huchuan Lu. Towards high-resolution salient object detection. In *CVPR*, 2019. 2, 7
- [45] Hengshuang Zhao, Jianping Shi, Xiaojuan Qi, Xiaogang Wang, and Jiaya Jia. Pyramid scene parsing network. In *CVPR*, 2017. 2
- [46] Hengshuang Zhao, Xiaojuan Qi, Xiaoyong Shen, Jianping Shi, and Jiaya Jia. Icnets for real-time semantic segmentation on high-resolution images. In *ECCV*, 2018. 2
- [47] Yijie Zhong, Bo Li, Lv Tang, Senyun Kuang, Shuang Wu, and Shouhong Ding. Detecting camouflaged object in frequency domain. In *CVPR*, 2022. 2
- [48] Yan Zhou, Bo Dong, Yuanfeng Wu, Wentao Zhu, Geng Chen, and Yanning Zhang. Dichotomous image segmentation with frequency priors. In *IJCAI*, 2023. 1, 2, 3, 5, 6
- [49] Qin Zou, Zheng Zhang, Qingquan Li, Xianbiao Qi, Qian Wang, and Song Wang. Deepcrack: Learning hierarchical convolutional features for crack detection. *IEEE TIP*, 28(3): 1498–1512, 2018. 8