

# Towards Truly Zero-shot Compositional Visual Reasoning with LLMs as Programmers

Aleksandar Stanić\*  
Google DeepMind

*alexstanic@google.com*

Sergi Caelles  
Google DeepMind

*scaelles@google.com*

Michael Tschannen  
Google DeepMind

*tschannen@google.com*

Reviewed on OpenReview: <https://openreview.net/forum?id=WYGiqSVstK>

## Abstract

Visual reasoning is dominated by end-to-end neural networks scaled to billions of model parameters and training examples. However, even the largest models struggle with compositional reasoning, generalization, fine-grained spatial and temporal reasoning, and counting. Visual reasoning with large language models (LLMs) as controllers can, in principle, address these limitations by decomposing the task and solving subtasks by orchestrating a set of (visual) tools. Recently, these models achieved great performance on tasks such as compositional visual question answering, visual grounding, and video temporal reasoning. Nevertheless, in their current form, these models heavily rely on human engineering of in-context examples in the prompt, which are often dataset- and task-specific and require significant labor by highly skilled programmers. In this work, we present a framework that mitigates these issues by introducing spatially and temporally abstract routines and by leveraging a small number of labeled examples to automatically generate in-context examples, thereby avoiding human-created in-context examples. On a number of visual reasoning tasks, we show that our framework leads to consistent gains in performance, makes LLMs as controllers setup more robust, and removes the need for human engineering of in-context examples.

## 1 Introduction

Compositional visual question answering requires a model to answer questions about visual content in a compositional manner, involving multiple steps of reasoning or considering relationships between different objects or entities within an image. It is a complex task as it requires understanding both the visual information in an image and the structure of the question, and reasoning about how different visual elements relate to one another to generate the correct answer. Recently, large progress has been made on many such vision and language tasks by scaling end-to-end neural networks models in terms of size, training data, and compute (Alayrac et al., 2022; Chen et al., 2023c; Yu et al., 2023; Wang et al., 2022a; Gan et al., 2022; Lu et al., 2023; Li et al., 2023b; Driess et al., 2023; Chen et al., 2023b; 2024a). However, even the largest state-of-the-art (SotA) models struggle in tasks that require compositional reasoning, ability to generalize, fine-grained spatial reasoning capabilities, and counting (Bugliarello et al., 2023; Paiss et al., 2023; Hsieh et al., 2023; Yuksekgonul et al., 2022; Zhao et al., 2022; Hendricks & Nematzadeh, 2021). An example of such task is the following query: “Could the cookies on the table be equally distributed among children?” (Surís et al., 2023). To solve this, the model needs to detect the cookies in the image, filter out the ones that are not on the table, detect children, count cookies and children, and check if the cookies count is divisible

\*Work completed during an internship at Google Research.

by the children count. Questions like these are difficult for current end-to-end vision and language models (VLMs). Scaling VLMs further makes them even more data- and compute-hungry (Villalobos et al., 2022), so the scale alone seems unlikely to solve these tasks, especially due to the exponentially-large long tail of compositional tasks.

On the other hand, it is questionable whether solving compositional tasks with a single monolithic end-to-end neural network is the optimal approach. Intuitively, it might be easier to first decompose the task into several subtasks, individually solve the subtasks, and then use the intermediate results to solve the original task. This is reminiscent of the way humans approach compositional problems. According to Daniel Kahneman’s framework (Kahneman, 2017), our thought process can be thought of as consisting of two mechanisms: System 1 and System 2. System 2 is the “slow”, “analytical” system that can decompose the task into subtasks, while System 1 is the “fast”, “reactive” system that solves individual tasks such as recognizing patterns. In machine learning, the early work on task decomposition was pioneered by Neural Module Networks (NMNs) (Andreas et al., 2016; Johnson et al., 2017; Hu et al., 2017). NMNs are trained end-to-end in the hope that every module will learn a separate function that will be reusable across tasks. However, these models have a number of drawbacks, namely that the program generation requires hand-tuned parsers, they are difficult to optimize (sometimes requiring reinforcement learning), and they have the issue of a module “collapse”, where some modules are never activated and others take over all the work, contrary to the design intentions.

Recently, an alternative approach based on “tool use” gained popularity (Cobbe et al., 2021; Komeili et al., 2022; Thoppilan et al., 2022; Parisi et al., 2022; Zeng et al., 2022a; Gao et al., 2023a; Qin et al., 2024; Zhuge et al., 2023). In “tool use”, an LLM solves a task by controlling (akin to System 2) a set of tools (such as an object detector, akin to System 1) (Zeng et al., 2022a; Shen et al., 2023; Zhuge et al., 2023). In particular, VisProg (Gupta & Kembhavi, 2023), ViperGPT (Suris et al., 2023), and CodeVQA (Subramanian et al., 2023) show great promise in solving visual question answering by using an LLM to generate a program (in Python or a custom scripting language). During execution, the program calls individual vision models (such as object detector, depth estimator) through an *API* that is provided in the prompt. For example, to answer “Which color is the jacket of the second person from the left?” (Figure 1a), the program needs to detect people, sort them from left to right, select the second, detect their jacket, and query its color. These models achieved SotA on compositional visual question answering, visual grounding, and video temporal reasoning tasks. By their construction, they are interpretable, compositional, adaptable (tools can be upgraded on the fly), offer strong generalization, mathematical, and reasoning skills, and do not require gradient-based training. However, in their current form, they heavily rely on human engineering of in-context (program) examples (ICEs) in the prompt. Moreover, ICEs are dataset- and task-specific. To generate them, significant labor by highly skilled programmers is required. For this reason, we argue that these methods *should not be called zero-shot* in their current form.

In this work, we present a framework that mitigates these issues, makes LLMs-as-programmers setup more robust, and removes the need for human engineering of ICEs. Our framework, whose effectiveness we show across a number of compositional question-answering and video temporal reasoning tasks with ViperGPT (but is universally applicable to other approaches), consists of the following:

- Firstly, instead of using a simple API with only basic routines that call individual tools, we introduce an “Abstract API”. Abstract API consists of spatially and temporally abstract routines that remove the large burden on the LLM to have strong spatial and temporal reasoning.
- Second, instead of relying on a large number of dataset-specific (question, code)-pairs as ICEs, we introduce a setup that generates ICEs automatically. Using a few labeled examples (that are significantly cheaper to obtain, e.g. via crowd-sourcing), we generate query-code examples in a *zero-shot* manner and use these as ICEs. This mitigates the need for human engineering of ICEs.
- Third, we show how LLMs as controllers for visual reasoning can (to some extent) perform “self-correction” through “self-debugging” and “self-tuning” without any ground truth labels. In “self-debugging”, we generate new code when the previous fails to execute, either by providing the LLM previous query-code pair and execution error as feedback or from scratch. In “self-tuning”, we show how the tool hyperparameters can be tuned automatically if the execution fails due to a module.

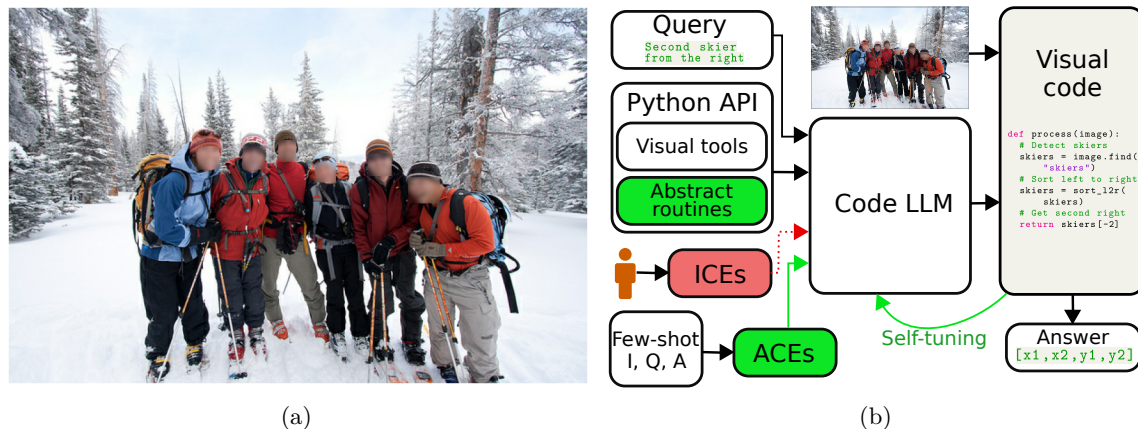


Figure 1: (a) RefCOCO (Yu et al., 2016) example image. (b) A code-generating LLM takes as input the query, the Python API (functions for “tool use” and **Abstract API routines (functions)** we introduce in Section 2.2) and a number of **ICES** (we replace human-engineered **ICES** by automatically-generated **ACEs** in Section 2.3). The LLM generates code that takes as input the image and outputs an answer (here a bounding box). If code fails to run, “**self-tuning**” (Section 2.4) can adjust parameters and generate new code.

## 2 LLMs as programmers for visual reasoning framework

In this section, we first provide a brief overview of the ViperGPT approach (Surís et al., 2023) on top of which we show the utility of our framework. We then describe each component of our framework, namely the Abstract API, automatic generation of ICES, and self-correction.

### 2.1 Background

ViperGPT takes as input an image or a video and a textual query. The textual query is fed into an LLM (Codex (Chen et al., 2021)), together with the tools API and ICES. The LLM generates a program that solves the given query using the tools without further training. The information in the prompt is crucial for good ViperGPT performance, as it is the only task-specific information provided. The prompt consists of a Python API with the necessary functions to solve the visual query, such as object detection, depth estimation, and language model queries. Additionally, ViperGPT uses several dataset-specific ICES in the prompt. As we show in Section 3, performance depends heavily on these human-engineered examples.

ViperGPT API defines an `ImagePatch` and a `VideoSegment` class that contain image and video processing functions. Each function calls a pretrained model to compute the result. The API in the prompt does not contain function implementations, but it contains docstrings and query-code examples of their use. The ViperGPT API defines the following functions: `find` takes as input an image and a textual query, calls an open vocabulary detector and returns a list of image patches of detected objects; `exists` takes as input an image and a textual query and returns true if the query object exists in the image, otherwise false; `verify_property` takes as input an image, a noun representing an object and an attribute property to verify and returns a boolean whether the object has this property; `best_image_match` that takes as input a list of image patches and a textual query and returns the image patch that best matches the query; `best_text_match` that takes as input a list of queries and one image, and returns the query that best matches the image; `compute_depth` that computes the median depth of an image or image patch; `distance` which computes the pixel-distance between two images; `simple_query` which handles textual queries that are not decomposable, by calling an image captioning model; `select_answer` that given a context text describing a scene and a list of possible answers queries an LLM to select the correct answer. The `VideoSegment` class does not contain any functions that call individual models, but only the start and end point of the video segment and an iterator over the frames, which returns an `ImagePatch` object. For the full ViperGPT API, see Appendix A.4.

The code-generating LLM outputs code that attempts to solve the query. This code is executed, taking as input an image or a video (and optionally a list of possible answers) and outputs a result (e.g. a bounding box or a string). Due to generating programs in native Python code, ViperGPT avoids the need for custom interpreters and can leverage Python built-in functions (e.g. `sort`, `if/else` control flows, `math` functions, etc.).

## 2.2 Abstract API through visual routines

When programming, we continuously build new layers of abstraction. grouping them together into new functions. By abstracting away the implementation details, we reduce the cognitive load on the programmer which is then able to build systems of increased complexity. Motivated by this, we introduce a set of *spatially* and *temporally* abstract functions (routines <sup>1</sup>) that abstract away a number of lines of code for the same functionality and together make the *Abstract API*. From a practical perspective, we are motivated by a number of failure cases observed in the experiments (see Section 3). As presented in Section 2.1, ViperGPT’s API is fairly simple (contains almost exclusively functions to call pretrained models). Although simplicity is good and often desirable, in the case of visual reasoning with LLMs as programmers, the lack of expressive visual routines requires the code-generating LLM to have strong spatial and temporal reasoning capabilities. Qualitative analysis showed that this is often not the case and that the current LLMs are not yet perfect in these terms (e.g. they confuse left and right, top and bottom). For example, for the query “return the second person from the right”, the program generated by the LLM correctly sorts the persons along the horizontal axis but then wrongly takes the second index in the array (instead of the second last). Similarly, they sometimes “confuse” temporal order, e.g., if a “before” event means a smaller or a larger time index.

For these reasons, we introduce a set of spatially and temporally abstract routines. We add the following spatial routines: `get_patch_left_of`, `get_patch_right_of`, `get_patch_above_of`, `get_patch_below_of` for relational retrieval relative to a patch; `get_patch_closest_to_anchor_object` that sorts patches by their distance to an anchor object and returns the one with the smallest distance; `sort_patches_left_to_right`, `sort_patches_bottom_to_top`, and `sort_patches_front_to_back` to sort the list of patches along horizontal, vertical or depth axis; `get_middle_patch` to get the middle patch from a given list of image patches; For videos, we add temporal routines for event “localization”: `get_video_segment_of_event`, `get_video_segment_before_event`, `get_video_segment_after_event`, and routines to either caption a video: `caption_video` or answer a simple question about the video: `simple_query`. The routines that we introduce are *general* in the sense that they are not specific to any individual task or dataset. This facilitates their reuse across tasks and avoids engineering task and dataset-specific routines. It is an open research question what the “optimal” set of primitive routines is. Another exciting research direction is using LLM with their own abstract routines, then reusing those to come up with even more abstract routines and so on. We leave these for future work.

## 2.3 Automatic generation of in-context examples

In-context examples (ICEs) greatly influence the performance of LLMs (Brown et al., 2020; Chen et al., 2023). For example, ViperGPT (Surís et al., 2023) uses between 10 and 16 hand-engineered dataset-specific query-code ICEs per dataset. Similarly, VisProg (Gupta & Kembhavi, 2023) uses between 16 and 31 ICEs and CodeVQA (Subramanian et al., 2023) about 50 ICEs. However, constructing these ICEs requires heavy human engineering, as they might need to be rewritten in a way that the LLM can use them to “generalize” to other examples across the dataset. Furthermore, the constructed examples are specific not only to the dataset but also to the LLM and the API. If any of those changes, they need to be written from scratch. Finally, to write good query-code ICEs, highly skilled labor is required, ideally someone familiar with the workings of LLMs and a good grasp of Python programming.

In our work, we move beyond this need for human engineering of query-code ICEs. We start from a small set of labeled examples (e.g. 16 image-question-answer tuples), as is common in few-shot transfer learning (Zhai et al., 2019; Kolesnikov et al., 2020). We run our framework in a *zero-shot* manner (without any ICEs) on these few-shot examples, sort the results by accuracy, select the best-performing programs, pair them with the corresponding queries, and use them as ICEs during test time. We call such ICEs *automatically-generated*

<sup>1</sup>Note that our “routines” do not correspond to the visual routines of Ullman (1987) such as tracing or scanning.

*in-context examples* (ACEs). Importantly, *no gradient-based optimization is performed on the few-shot examples*. Intuitively, this works since even if the LLM does not always generate a program that solves the task correctly, it might sometimes come up with a correct program. Since retrieval is often easier than generating programs from scratch, the reuse of the correct programs improves performance on the test set.

ACEs provide a number of benefits over manually writing ICEs. First of all, ACEs are much cheaper to obtain as they do not require highly skilled labor to write them. Second, the algorithm that generates ACEs is general: it is neither specific to the API nor the LLM. If any of these changes, ACEs can be easily generated by re-running the algorithm. Furthermore, they can be seen as a first step of the LLM “coming up” with its own abstract rules and thus creating a “rulebook” (discussed in Section 2.2). Finally, few-shot (image, question, answer)-labeled examples are often available in datasets typically used in machine learning. If not available, they are cheap to obtain via crowd-sourcing and can be reused for further studies as a benchmark.

## 2.4 Self-correction

One of the advantages of solving visual reasoning tasks with LLMs as programmers is that we know when code fails to execute. The failure can happen, e.g. due to a compilation error (e.g. due to hallucination), some of the models failing, or a wrong return type (e.g. a bounding-box is expected, but code returns a string). Note that to detect these types of errors, no ground-truth labels are needed.

**Self-debugging.** If the code execution fails, we can query the code-generating LLM to correct the previously generated code. We do this by feeding back the query, the previously generated code, and the resulting error in the prompt (see the feedback template in Appendix A.3). Moreover, if the LLM’s sampling temperature is higher than zero, we can query the model with a different random seed to generate new code from scratch. There are advantages to both of these approaches. If the code-generating LLM has good “self-correction” abilities, then it should be able to correct its own mistakes based on the feedback, as we humans could. However, if the LLM is not good at self-correction or does not know how to incorporate such feedback (e.g. if the LLM is not trained to be conversational), then feeding back the previous query and code will only “bias” the model to output the same solution. In that case, generating new code from scratch could work better.

**Self-tuning.** In some cases, we know that code execution failed due to some components of a particular module. For example, the open vocabulary detector fails due to a too high threshold hyperparameter. When the threshold is high, we have a higher number of false negatives. For such cases, we propose to automatically change the hyperparameter of the module (e.g. reduce the threshold) and execute code again. Although here we experiment with only a single option of tuning such hyperparameters, the idea is applicable to any model that involves such “sensitivity” hyperparameters. For example, another such candidate could be the threshold that determines the “similarity” of the CLIP-style image-text embedding model. The task of this module is to filter out a particular instance (e.g. “blue ball”) from a set of instances (“balls”), e.g., based on an attribute (“blue”). It does so by comparing the text embedding of “blue” with the image embeddings of all “ball” image patches in the image. Then it returns all image patches whose embeddings have similarity with the text embedding higher than the threshold value. Here we would similarly tune the threshold in case this module fails.

## 3 Experiments

**Tasks.** We evaluate our method on four datasets: RefCOCO, RefCOCO+ (Yu et al., 2016), GQA (Hudson & Manning, 2019) and NExT-QA (Xiao et al., 2021) used in previous work (Surís et al., 2023). These datasets evaluate a diverse set of capabilities, namely visual grounding (RefCOCO, RefCOCO+), compositional image question answering (GQA), and video temporal reasoning (NExT-QA). In RefCOCO (example in Figure 1a), the task is to detect a bounding box of an object given its natural language description (“referring expression”). In compositional question answering in GQA, the task is to answer in natural language a compositional natural language query. We use the “test-dev” split of the GQA dataset, as in ViperGPT. In NExT-QA, the task is to answer a temporally compositional question by selecting one of the given multiple choice options. As in ViperGPT, we use NExT-QA “hard” split Buch et al. (2022). For RefCOCO and

Table 1: Comparison of our method against previous end-to-end and “LLMs as controllers” SotA methods. For “Ours (code-bison)”, we report mean scores  $\pm$  standard deviation across three random seeds. The reference numbers for SotA on each dataset are taken from the following publications: RefCOCO: ZS (Yang et al., 2023a), FS (Yao et al., 2021), Sup (Wang et al., 2022b); RefCOCO+: ZS (Yang et al., 2023a), FS (Yao et al., 2021), Sup (Wang et al., 2022b); GQA: ZS (Li et al., 2023b), FS (Jin et al., 2022), Sup (Nguyen et al., 2022); NExT-QA: ZS (Chen et al., 2023b), FS (Chen et al., 2023b), Sup (Ye et al., 2023a).

Model	RefCOCO (IoU)	RefCOCO+ (IoU)	GQA (acc.)	NExT-QA (acc.)
Zero-Shot (ZS) SotA	53.0	57.5	44.7	38.3
Few-Shot (FS) SotA	53.3	52.5	35.7	38.3
Supervised (Sup) SotA	94.0	91.7	72.1	63.1
ViperGPT (paper)	72.0	67.0	48.1	60.0
ViperGPT (GitHub (GH) ZS)	46.7	-	-	-
ViperGPT (GH w/ DS-ICEs)	60.5	-	-	-
E2E bsL.(ZS OWLv2/PaLI-3)	33.5	31.7	40.1	58.9
E2E LLM-only baseline	-	-	-	53.3
Ours (code-bison, Zero-Shot)	44.4 $\pm$ 0.9	38.2 $\pm$ 0.0	32.1 $\pm$ 0.4	60.2 $\pm$ 0.3
Ours (code-bison)	51.2 $\pm$ 0.2	45.7 $\pm$ 0.1	33.4 $\pm$ 0.2	61.0 $\pm$ 0.1

RefCOCO+, methods are evaluated in terms of Intersection over Union (IoU) between the detected and the ground truth bounding box and for GQA and NExT-QA in terms of accuracy of the predicted answer.

**Vision and Language Models.** For code generation, we use a code instruction-tuned version of PaLM 2 (Anil et al., 2023) `code-bison` accessible via the Google Cloud API (Google, 2023). We use the same model to select an answer for the multichoice questions in the NExT-QA dataset. Vision models we use are OWLv2 (Minderer et al., 2023) for object detection, SigLiT (Zhai et al., 2023) for text-image comparison, MiDaS (Ranftl et al., 2020) for depth estimation, and PaLI-3 (Chen et al., 2023b) for image captioning and answering visual queries. Note that all models are different from the models that ViperGPT used (see Appendix A.2).

**Baselines.** Strong baselines are essential for correctly measuring progress in machine learning. This is especially true in the emerging area of “tool use” (Cobbe et al., 2021; Komeili et al., 2022; Thoppilan et al., 2022; Parisi et al., 2022; Zeng et al., 2022a; Gao et al., 2023a; Qin et al., 2024; Zhuge et al., 2023). When using an LLM and other pre-trained models, we must be careful to report the exact LLM version and/or API when it was accessed, and ideally report results over several random seeds to measure the statistical significance. In Table 1, we provide an overview of the previous Zero-Shot (ZS), Few-Shot (FS), and Supervised (Sup) SotA methods, ViperGPT, end-to-end (E2E) baselines, and our results on all datasets we used for evaluation.

Early in the project, we found it difficult to reproduce the results reported in the ViperGPT paper. Our first hypothesis is that this is due to differences in the vision and language models we use compared to the ViperGPT paper. However, when running the original ViperGPT code from the official GitHub repository on RefCOCO, we were only able to achieve an IoU of 60.5 as opposed to 72.0 reported in the paper. Note, however, that ViperGPT uses Codex, which is discontinued, so we use `GPT-3.5-turbo` (OpenAI, 2023). Also note that this score was obtained using 16 *dataset-specific* ICEs (DS-ICEs). These examples contain large amounts of dataset-specific human-engineered information, such as “clothing requires returning the person”. In the case of truly Zero-Shot learning (without any human-engineered ICEs), the IoU score of ViperGPT’s official GitHub code drops by 14 points to 46.7. Moreover, in their GitHub code we found hand-engineered improvements: if returning a bounding box fails, then return an “average” bounding box, and if code execution fails on GQA, then query the image captioner (BLIP-2 (Li et al., 2023b)). These code changes lead to improved results, but make it hard to quantify the true power of LLMs as controllers approach.

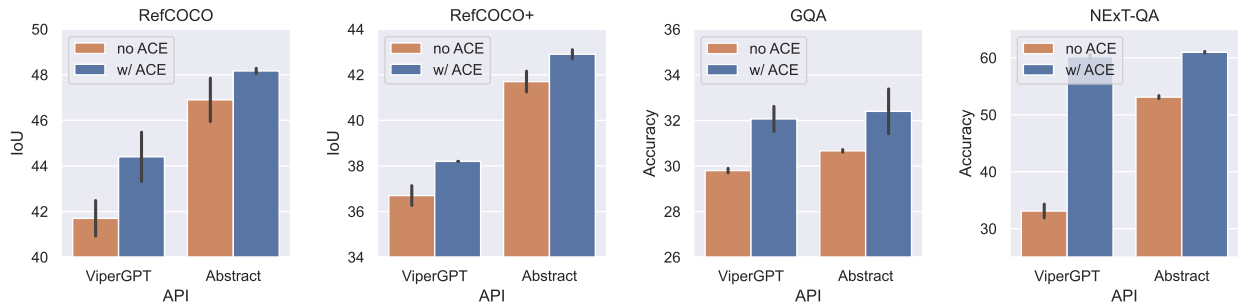


Figure 2: Using our Abstract API improves performance over the ViperGPT API across all datasets. Similarly, ACEs consistently improve performance, and these gains compound with the gains from the Abstract API. Uncertainty bars represent standard deviations computed over three random seeds.

In Table 1, we also provide Zero-Shot end-to-end baselines. On RefCOCO and RefCOCO+, we feed the query as input to the OWLv2 model and return its output. For the GQA end-to-end baseline, we query the PaLI-3 model (which was fine-tuned for multi-task inference on different captioning and VQA data sets, but not on GQA). For NEXT-QA, we provide two baselines. For the first baseline, we subsample and caption with PaLI-3 one frame per second, and then feed all these captions to an LLM (`code-bison`) together with the question and multiple choice answers. As the second baseline, we simply feed the LLM the question and the possible answers and ask it to choose one. LLM-only baseline achieves an accuracy of 53.3%, which is only 5.4% lower than the baseline that also gets videos as input and significantly above the chance level accuracy of 20% (since there are 5 possible multichoice answers to each question). This suggests that NEXT-QA might not fully evaluate the vision properties of the model and that new datasets are needed; for example, the Perception Test (Pătrăucean et al., 2023) was created specifically to avoid such problems.

Lastly, in Table 1 we report the Zero-Shot performance in our setup, as well as results for our best performing model variant (averaged over three random seeds). In the following sections, we evaluate each component, as well as their combinations, to obtain the reported results. Using `GPT-3.5-turbo` instead of `code-bison` resulted in a slight drop in performance, but as we shall see below, the same conclusions hold for both `code-bison` and `GPT-3.5-turbo` for all our suggested improvements. In the following, we present the components of our framework. For an ablation study, see Table 2 that shows that each component contributes positively to the final scores on each dataset.

### 3.1 Zero-Shot through spatially and temporally Abstract API

In Figure 2, we show the effect of using our Abstract API instead of the API used in ViperGPT. The API for RefCOCO, RefCOCO+, and GQA uses the same set of image routines (see Appendix A.4), whereas the API for NEXT-QA uses only video-specific (temporal) routines. For now, we focus on the brown bars in Figure 2, and we compare the ViperGPT API and our Abstract API. We can see that our Abstract API leads to gains both with and without ACEs across all datasets. The performance gain is most notable for the NEXT-QA dataset when ACEs are not used. We suspect that this is due to the LLM’s difficulty in reasoning about the temporal order of events. This confirms our hypothesis that building a more abstract API such that the LLM does not need to use low-level Python routines is a promising direction.

Finally, we investigate whether our conclusions also hold for other LLMs, namely OpenAI’s `GPT-3.5-turbo`. On RefCOCO `GPT-3.5-turbo` achieves an IoU of 28.9 with the ViperGPT API and 39.8 with our Abstract API and an accuracy of 9.4 and 42.9 for the ViperGPT API and our Abstract API, respectively, on NEXT-QA. This confirms that our Abstract API brings gains not only for `code-bison`, but also for other LLMs. For each sample in the evaluation, we allow only one trial of code generation (no self-correction). Compared to the results with `code-bison`, IoU of 37.7 and 40.5 on RefCOCO and accuracy of 11.5 and 46.1 on NEXT-QA for the ViperGPT API and our Abstract API, respectively, the results with `GPT-3.5-turbo` are slightly worse. We suspect that the reason for this could be that `GPT-3.5-turbo` is mainly built to be a conversational agent, while `code-bison` is specifically trained to have good coding capabilities.



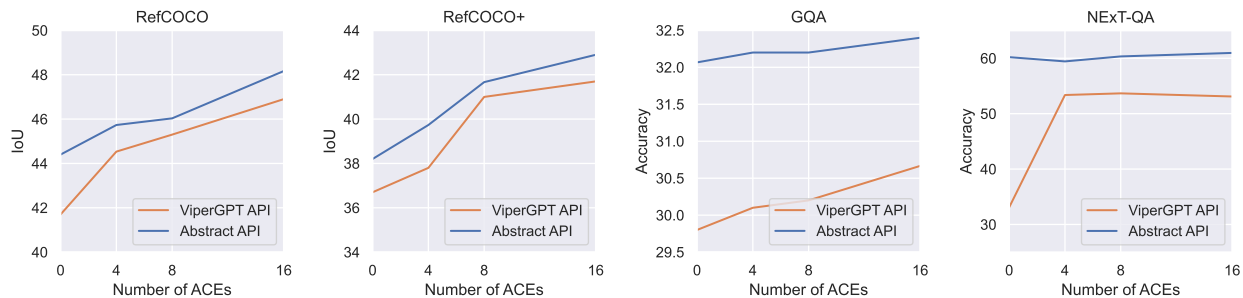


Figure 3: Increasing the number of ACEs in the prompt improves performance. Note that using the ViperGPT API on NExT-QA results in only three correct ACEs, so the performance plateaus after four ACEs.

### 3.2 Few-shot bootstrapping via automatically generated in-context examples (ACEs)

We evaluate the effect of using automatically generated in-context examples (ACEs), described in Section 2.3. We can either sample few-shot examples manually or pick them at random. Both of these variants lead to good results, as we show in the following experiments. However, selecting examples manually allows for a better “quality” (in terms of diversity) given a small number of few-shot examples, so by default we use these for all experiments. For the first set of experiments, we manually pick 16 few-shot examples from the training set: image/video, question, and ground-truth answer. We try to make examples diverse to cover question “types” (e.g. left-right, front-back, closest-to, etc.).

In Figure 2, we show the effect of ACEs. For each dataset and for each API, the performance without ACEs is shown with the brown bar, and the performance with ACEs corresponds to the blue bar. We can see that for all datasets and all APIs, ACEs improve performance. The largest gains when using ACEs are for RefCOCO, RefCOCO+, and NExT-QA datasets when using the ViperGPT API. This indicates that ACEs are effective in dealing with complex spatial and temporal reasoning. More importantly, it can be seen in Figure 2 that the gains from both the Abstract API and ACEs compound for all tasks, indicating that they provide complementary strengths. Figure 3 shows how the performance in terms of IoU and accuracy scales with the number of few-shot examples used to generate ACEs. As expected, increasing the number of few-shot examples leads to improved performance. Note that the ViperGPT API on NExT-QA is able to correctly “solve” only 3 few-shot examples, so there are no gains beyond using 4 few-shot examples.

We evaluate the effect of using randomly sampled few-shot examples instead of manually selecting them. On RefCOCO, we sample 100 few-shot random samples from the training set, run Zero-Shot framework on them, sort the resulting programs by their IoU, and select the top 16 programs. Therefore, we end up with the same number of ACEs as with manual selection. On RefCOCO, we achieve IoU of 47.9 and 49.1 with the ViperGPT API and our Abstract API respectively. These results are slightly better than those with manually selected few-shot examples (46.9 and 48.2 IoU). This shows that the manual labor for generating ACEs can be removed altogether if we already have some labeled examples. With 50 few-shot random samples we obtain similar performance, and for 16 such samples we observe a small drop in performance (see Tables 5 and 6 in the Appendix A.1 for detailed results).

As in the previous section, we test whether our findings are consistent with GPT-3.5-turbo on RefCOCO and NExT-QA. On RefCOCO, when using GPT-3.5-turbo, ACEs improve IoU from 28.9 to 39.8 with the ViperGPT API and from 38.1 to 41.6 with our Abstract API. Similarly, for GPT-3.5-turbo on NExT-QA, ACEs improve accuracy from 9.4 to 42.9 the ViperGPT API and from 56.7 to 58.8 with our Abstract API. This confirms that the benefit of ACEs is not only limited to code-bison but also holds for GPT-3.5-turbo as well.

Another benefit of the few-shot setup when generating ACE is that it allows us to “tune” hyperparameters (HPs). For example, when sweeping over LLM temperature and object detection threshold HPs, we observed that the relative performances on the few-shot examples closely resemble the one when sweeping over the full validation dataset (the analysis is shown in Appendix A.1).



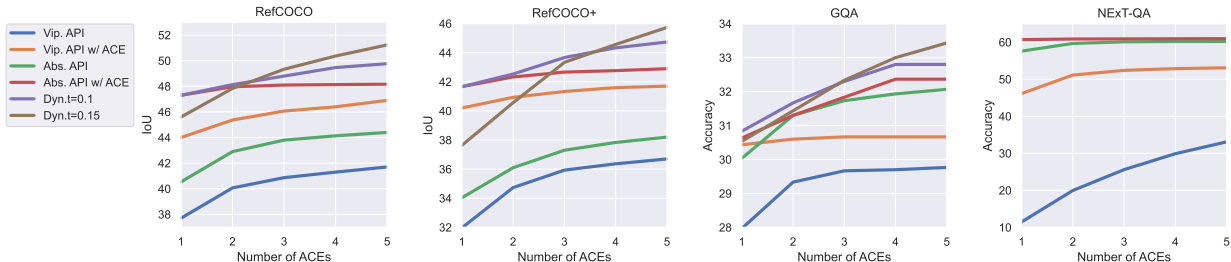


Figure 4: Increasing the number of “self-tuning” steps leads to improved performance. Our Abstract API (Abs. API) consistently outperforms the ViperGPT API (Vip. API). The best performance is achieved when using dynamic object detector threshold (Dyn.t) in addition to the Abstract API with ACE.

Table 2: Component-wise ablations of our framework. Each component contributes positively to the final score. Their relative contributions vary for different RefCOCO tasks. We report mean scores across three random seeds.

Model	RefCOCO (IoU)	RefCOCO+ (IoU)	GQA (acc.)	NExT-QA (acc.)
ViperGPT API	38.4	32.0	27.9	11.5
+ Abstract API	42.3 (+3.9)	34.0 (+2.0)	30.0 (+2.1)	57.6 (+46.1)
+ ACE	47.3 (+5.0)	41.7 (+7.7)	30.6 (+0.6)	60.7 (+3.1)
+ Self-debugging	48.2 (+0.9)	42.9 (+1.2)	32.4 (+1.8)	<b>61.0</b> (+0.3)
+ Self-tuning	<b>51.2</b> (+3.0)	<b>45.7</b> (+2.8)	<b>33.4</b> (+1.0)	-

### 3.3 Self-correction

In this section, we analyze the ability of the framework to “self-correct” itself *without any external feedback* when code execution fails.

**Self-debugging.** When the program execution fails (due to e.g. compilation errors), we can retry by generating a new program (Chen et al., 2021). When creating a new program, we can also feed the previously generated code and the question as part of the prompt (see Appendix A.4), a variant that we call “self-debugging”. Another option would be to simply repeat the exact same prompt as in the previous trial and rely on stochasticity in the LLM with a temperature greater than zero to generate a new correct solution. In our experiments, the “self-debugging” variant did not lead to an improvement in performance. In all cases, the performance plateaus after the first trial. This is in line with other recent findings Huang et al. (2024); Stechly et al. (2023); Valmeekam et al. (2023). On the other hand, the variant without any feedback in the prompt led to an increasingly better performance as the number of “trials” increases (see Figure 4).

**Self-tuning.** In some cases, we know that code fails due to some specific module. Therefore, we can then adjust the hyperparameters of the respective module and re-run code. For example, the open vocabulary detector we used (OWLv2) has a threshold hyperparameter that controls how sensitive it is. The lower this threshold, the more false positives we will have, but also the fewer false negatives. There is no global “optimal” value for this threshold that performs best for all images. Our framework allows us to adjust this hyperparameter dynamically: if the open vocabulary detector fails, we can lower the threshold and run the visual program again. In Figure 4, we can see that variants with a dynamic object detection threshold outperform all other variants and achieve the best performance. Note that the variant that achieves the highest performance after five trials has a lower performance for the first trial. This happens because we start with a higher object detection threshold value of 0.15 (by default, we use 0.1). In this case, initially there will be more false negatives, but also fewer false positives. As we decrease the threshold in subsequent trials, the previously false negatives are detected and the queries are correctly answered.

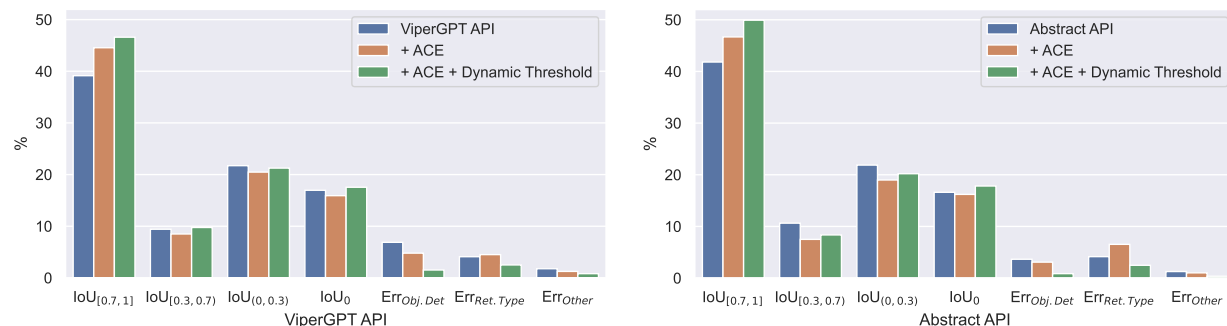


Figure 5: Error diagrams for the ViperGPT API and our Abstract API. We visualize the percentages of samples with IoU in certain ranges. “Err” classes are samples for which code execution failed due to either: object detection (Obj.Det), wrong return type (Ret.Type) or some other error (Other) e.g. hallucination.

### 3.4 Error analysis

Another benefit of visual reasoning with LLMs as programmers is interpretability. For example, we can get insights into the percentage of successful program executions, which can be further decomposed into the ones that resulted in correct or incorrect responses, and for the programs that failed to execute, we can provide further insights into why they failed, i.e. which module failed to return the correct result. Figure 5 shows one such error analysis on RefCOCO. Categories labeled with “Error” are the ones for which code failed to execute due to either object detection (Obj.Det), wrong return type (Ret.Type) or some other error (Other) e.g. hallucination. For all other cases, code executed correctly (it returned a bounding box), but sometimes it failed to detect the object (“IoU = 0” case). First, we notice that for both APIs the number of “correct” detections (IoU higher than 0.7) grows as we include ACEs and “self-tuning” through the dynamic object detection threshold. We can also see that the percentages of samples with high IoU are always higher for our Abstract API compared to the ViperGPT API. Finally, note that the percentage of error cases drops from 12.8% to 4.8% for the ViperGPT API and from 9.1% to 3.8% for our Abstract API.

## 4 Related work

**Visual reasoning with end-to-end monolithic models.** Recently, SotA on VQA has been largely obtained by scaling end-to-end vision and language models (VLMs) in terms of their size, training data, and compute (Alayrac et al., 2022; Chen et al., 2023c; Yu et al., 2023; Wang et al., 2022a; Gan et al., 2022; Lu et al., 2023; Li et al., 2023b; Driess et al., 2023; Chen et al., 2023b; 2024a). One of the earliest VLMs Flamingo (Alayrac et al., 2022) used a frozen pretrained language model of up to 70B parameters and a frozen pretrained image encoder with 435M parameters and trained only a “cross-attention” module that served as an interface between them. Since then, efforts have mainly gone into scaling both the image and the language models: GIT (Wang et al., 2022a) used a 300M language and scaled the image encoder to 4.8B parameters; PaLI (Chen et al., 2023c) scaled both components jointly, language model to 17B and image encoder to 4B parameters; PaLI-X (Chen et al., 2023b) continued this trend of scaling the total number of parameters to 55B by using an image encoder with 22B parameters; PaLM-E scaled the number of total parameters in the VLM to 562B by integrating the 540B PaLM (Chowdhery et al., 2023) and the 22B Vision Transformer (Dosovitskiy et al., 2021; Dehghani et al., 2023). On the other hand, BLIP-2 (Li et al., 2023b) achieved SotA performance on various tasks with a 12B VLM and PaLI-3 (Chen et al., 2023b) introduced a significantly smaller VLM with 5B total parameters that achieves competitive performance with SotA models on various VLM benchmarks. These models are typically pretrained on large amounts of data and then fine-tuned for the best performance on the downstream tasks. In contrast to this, visual reasoning with LLMs as programmers (Gupta & Kembhavi, 2023; Suris et al., 2023; Subramanian et al., 2023) does not require any fine-tuning or gradient updates on the downstream tasks. Moreover, even the largest VLMs struggle on the tasks that require compositional reasoning, the ability to generalize, fine-grained spatial capabilities, and counting (Bugliarello et al., 2023; Hsieh et al., 2023; Tschannen et al., 2023). Further scaling makes

them even more data- and compute-hungry; therefore, it is unclear whether scaling alone can solve these tasks. Conversely, using LLMs as programmers enables task decomposition into subtasks and holds promise of strong generalization and compositional reasoning.

**Visual reasoning with Modular Networks.** Neural Modular Networks (NMNs) (Andreas et al., 2016; Johnson et al., 2017; Hu et al., 2017) are an alternative approach to monolithic end-to-end networks and offer a potential route to (compositional) generalization. They are also typically trained end-to-end, using supervised or reinforcement learning. NMNs are designed to have several modules, and the hope is that during training, each module will learn a different functionality, which will then be reusable across tasks. However, these models have a number of drawbacks: the program generation requires hand-tuned parsers, and they require optimization through reinforcement learning (e.g., REINFORCE Williams (1992)), which is often unstable. Learning all modules end-to-end hinders their ability to generalize (Bahdanau et al., 2019) and sometimes leads to a mode “collapse”, where some modules take over all the work and other modules are never activated, or modules that do not learn intended functionalities (Subramanian et al., 2020). Furthermore, they sometimes require supervision for program learning, which is difficult to obtain at scale. On the other hand, visual reasoning with LLMs as programmers mitigates many issues of NMNs: it does not require gradient-based training or finetuning, it is able to incorporate any modules or swap the existing ones, it leverages the strong generalization ability of LLMs, and it generates programs by utilizing the in-context learning ability of LLMs, thereby removing the need for training program generators. The programs generated by LLM do not have to be domain specific, but can use a common language such as Python that does not require custom interpreters.

**Visual reasoning with LLMs as programmers.** The field of LLMs as controllers for visual reasoning has received a great deal of interest recently. LLMs as controllers (also known as “tool use”) approach became prominent in the literature (Parisi et al., 2022; Schick et al., 2023), in particular for structured reasoning in the natural language domain (Madaan et al., 2022; Wang et al., 2023b; Gao et al., 2023a; Chen et al., 2023a). In the domain of using LLMs as controllers for visual reasoning, PICa (Yang et al., 2022) solves a knowledge-based VQA task by first extracting an object and captions from the image and then querying GPT-3 with this information and in-context examples to answer a question. Socratic models (Zeng et al., 2022a), HuggingGPT (Shen et al., 2023), Societies of Mind (Zhuge et al., 2023), and many other papers (Liu et al., 2023; Zhu et al., 2024b; Zhang et al., 2024; Li et al., 2023c; Yang et al., 2024b; Xu et al., 2023; Zhang et al., 2023; Gao et al., 2023b; Ye et al., 2023b; Yang et al., 2023b; Lu et al., 2024; Wu et al., 2023; Zhu et al., 2024a) (for a comprehensive survey, see Yin et al. (2023) or Li et al. (2023a)) compose vision and language models to “communicate” in a fixed “protocol” and solve tasks such as image captioning, visual question answering, image generation, and robot planning. On the other hand, models such as VisProg (Gupta & Kembhavi, 2023), ViperGPT (Surís et al., 2023) and CodeVQA (Subramanian et al., 2023) go beyond a fixed communication “protocol” by having LLM write (Python) programs. During execution, the program calls individual vision modules (such as the object detector and depth estimator) through an *API* that is provided in the prompt. Additionally, VisProg is also capable of generating images as program output. These models showed great performance and achieved SotA on tasks such as compositional visual question answering, visual grounding, and video temporal reasoning. However, in their current form, these models rely on heavy human engineering of query-code examples in the prompt that are dataset- and task-specific and require significant labor by highly skilled workers. Our framework, on the other hand, is able to automatically generate in-context examples, removing the need for humans to write query-code examples, uses an Abstract API that puts less burden on the LLM to have strong spatial and temporal reasoning abilities, and proposes a way to “self-correct” the programs that failed to execute. Note that our framework is equally applicable to all of the above approaches.

**Automatizing prompt engineering.** Vast literature shows that prompt format and contents are often important for achieving good performance with an LLM (Reynolds & McDonell, 2021; Zhao et al., 2021; Lu et al., 2022; Moradi & Samwald, 2021; Madaan & Yazdanbakhsh, 2022; Wei et al., 2023). A prompt typically consists of a task description (in natural language), in-context examples (e.g. query-code in ViperGPT) and an API (in the case where LLMs write a program). Various prompting techniques have been engineered, such as Chain-of-Thought prompting (Wei et al., 2022), Self-Consistency (Wang et al., 2023c), Tree of Thoughts

(Yao et al., 2023), Graph of Thoughts (Besta et al., 2024), Plan-and-Solve Prompting (Wang et al., 2023a), Least-to-Most Prompting (Zhou et al., 2023a), etc. All these techniques rely on human prompt engineering, in particular, on in-context examples. On the other hand, some methods try to automate prompt engineering. They sometimes use gradient-based optimization (Shin et al., 2020; Gao et al., 2021; Wen et al., 2023) and some approaches require only API access to the model (Xu et al., 2022; Prasad et al., 2023). Other works use LLMs for prompt optimization. APE (Zhou et al., 2023b) first generates instructions with an LLM, then selects instructions with the highest accuracy, and uses them for future LLM prompts. APO (Pryzant et al., 2023) generates feedback with an LLM that informs how to update the previous instruction. OPRO (Yang et al., 2024a) uses an LLM to generate new instructions at each optimization step, asking the LLM to improve task accuracy by changing task instructions, which requires determining the score on a small set of labeled examples and providing it in the meta-prompt. Promptbreeder (Fernando et al., 2023) goes a step further and proposes a self-referential self-improvement LLM using a meta-prompt that controls the generation of the main (task) prompt and evolves both via mutation. More importantly, Promptbreeder shows some surprising results such that a simple prompt “SOLUTION” outperforms all previous approaches. This further demonstrates the sensitivity of LLMs and the importance of automatizing the prompt engineering process. Common to all above frameworks for automatizing prompting is that they automatize the “task description” part of the prompt. On the other hand, in our framework, we automatize the generation of in-context examples, which might have an even greater influence on the performance of the LLM.

**LLMs and self-correction.** In the LLM literature, there have been mixed findings on the ability of LLMs to critique and self-correct their own reasoning and outputs. Self-Refine (Madaan et al., 2023) provides feedback to the LLM of the previously generated output, which is then refined. Several other approaches show benefits of providing feedback to LLM in improving reasoning (Shinn et al., 2024; Madaan et al., 2023), code generation (Chen et al., 2024b; Olausson et al., 2023; Chen et al., 2023), improving LLM alignment (Bai et al., 2022; Ganguli et al., 2023), etc. On the other hand, there has been increasing evidence that LLMs cannot self-correct reasoning yet (Huang et al., 2024; Stechly et al., 2023; Valmeekam et al., 2023), unless they receive external feedback, which usually requires access to ground truth labels. In our work, we also found that providing the previous question and code as feedback to the model did not improve the results. However, we show that it is possible to improve performance by tuning hyperparameters on the fly, a direction that, to the best of our knowledge, has not been explored previously.

## 5 Discussion and future work

Although the LLMs as controllers framework is very promising for visual reasoning, there is much future work to be explored. First, the use of video-specific models (or tools) could greatly improve performance on video tasks compared to the image-specific models we used. Moreover, the code generating LLM currently only takes the question as the input, but for some questions the program that correctly solves the question can only be generated given the image or video as the input too.

The results with the Abstract API show that this is a promising path forward, but more research is needed to find the “optimal” set of visual and temporal routines. Starting from these primitive routines, the model should be able to build an ever-growing library of routines (e.g. through the ACE generation process) that it can later reuse. This growing library of routines will most likely grow larger than the size of the context window, so research is needed on an API “router” that can select routines that are relevant to a specific task at hand. Furthermore, it would be important to research ways of eliminating the need for few-shot examples when generating ACEs, e.g. by providing a natural language dataset specification (a datasheet).

Lastly, more effort should be put into creating better benchmarks for evaluating compositional visual reasoning, as current ones have a number of limitations. For example, not all samples in RefCOCO and RefCOCO+ require compositional reasoning, so the LLM should only query the open-vocabulary object detector. Similarly, many referring expressions in GQA are ambiguous in the sense that there is not a single unique answer. Finally, NExT-QA contains ambiguous questions (e.g. why someone did certain actions) or questions that can be answered by looking at the multiple choice answers only and disregarding the visual input altogether. The Perception Test (Pătrăucean et al., 2023) is a promising benchmark for future work, as it was specifically

created to avoid such problems. We hope that our findings inform future research on LLMs as controllers for visual reasoning and encourage systematic evaluation and benchmarking efforts in the future.

## 6 Conclusion

In this work, we present a framework that makes LLMs as programmers for visual reasoning more robust, removes the need for human engineering of in-context examples (ICEs), and thus brings them a step closer to *truly* zero-shot visual reasoners. We introduce an “Abstract API” that consists of spatially and temporally abstract routines, which improves performance by reducing the burden on the code-generating LLM to have strong spatial and temporal reasoning. By using a few labeled examples, we show how one can generate query-code ICEs automatically (ACEs) in a zero-shot manner. When used as in-context examples, ACEs consistently improve performance, eliminating the need for human engineering of ICEs. We demonstrate how LLMs as controllers for visual reasoning can (to a certain extent) perform “self-correction” through “self-debugging” and “self-tuning” without any ground-truth labels. In self-debugging, generating new code from scratch led to consistently better results, but providing the previous query-code pair as feedback to the LLM did not improve performance. In self-tuning, we show that the object detector threshold hyperparameter can be tuned automatically if code execution fails due to this module. Across a number of compositional question-answering and video temporal reasoning tasks, we demonstrate that each component of our framework consistently leads to improvement.

## References

- Jean-Baptiste Alayrac, Jeff Donahue, Pauline Luc, Antoine Miech, Iain Barr, Yana Hasson, Karel Lenc, Arthur Mensch, Katie Millican, Malcolm Reynolds, Roman Ring, Eliza Rutherford, Serkan Cabi, Tengda Han, Zhitao Gong, Sina Samangooei, Marianne Monteiro, Jacob Menick, Sebastian Borgeaud, Andrew Brock, Aida Nematzadeh, Sahand Sharifzadeh, Mikolaj Binkowski, Ricardo Barreira, Oriol Vinyals, Andrew Zisserman, and Karen Simonyan. Flamingo: a visual language model for few-shot learning. *NeurIPS*, 35: 23716–23736, 2022.
- Jacob Andreas, Marcus Rohrbach, Trevor Darrell, and Dan Klein. Neural module networks. In *CVPR*, pp. 39–48, 2016.
- Rohan Anil, Andrew M. Dai, Orhan Firat, Melvin Johnson, Dmitry Lepikhin, Alexandre Passos, Siamak Shakeri, Emanuel Taropa, Paige Bailey, Zhifeng Chen, Eric Chu, Jonathan H. Clark, Laurent El Shafey, Yanping Huang, Kathy Meier-Hellstern, Gaurav Mishra, Erica Moreira, Mark Omernick, Kevin Robinson, Sebastian Ruder, Yi Tay, Kefan Xiao, Yuanzhong Xu, Yujing Zhang, Gustavo Hernandez Abrego, Junwhan Ahn, Jacob Austin, Paul Barham, Jan Botha, James Bradbury, Siddhartha Brahma, Kevin Brooks, Michele Catasta, Yong Cheng, Colin Cherry, Christopher A. Choquette-Choo, Aakanksha Chowdhery, Clément Crepy, Shachi Dave, Mostafa Dehghani, Sunipa Dev, Jacob Devlin, Mark Díaz, Nan Du, Ethan Dyer, Vlad Feinberg, Fangxiaoyu Feng, Vlad Fienber, Markus Freitag, Xavier Garcia, Sebastian Gehrmann, Lucas Gonzalez, Guy Gur-Ari, Steven Hand, Hadi Hashemi, Le Hou, Joshua Howland, Andrea Hu, Jeffrey Hui, Jeremy Hurwitz, Michael Isard, Abe Ittycheriah, Matthew Jagielski, Wenhao Jia, Kathleen Kenealy, Maxim Krikun, Sneha Kudugunta, Chang Lan, Katherine Lee, Benjamin Lee, Eric Li, Music Li, Wei Li, YaGuang Li, Jian Li, Hyeontaek Lim, Hanzhao Lin, Zhongtao Liu, Frederick Liu, Marcello Maggioni, Aroma Mahendru, Joshua Maynez, Vedant Misra, Maysam Moussalem, Zachary Nado, John Nham, Eric Ni, Andrew Nystrom, Alicia Parrish, Marie Pellat, Martin Polacek, Alex Polozov, Reiner Pope, Siyuan Qiao, Emily Reif, Bryan Richter, Parker Riley, Alex Castro Ros, Aurko Roy, Brennan Saeta, Rajkumar Samuel, Renee Shelby, Ambrose Slone, Daniel Smilkov, David R. So, Daniel Sohn, Simon Tokumine, Dasha Valter, Vijay Vasudevan, Kiran Vodrahalli, Xuezhi Wang, Pidong Wang, Zirui Wang, Tao Wang, John Wieting, Yuhuai Wu, Kelvin Xu, Yunhan Xu, Linting Xue, Pengcheng Yin, Jiahui Yu, Qiao Zhang, Steven Zheng, Ce Zheng, Weikang Zhou, Denny Zhou, Slav Petrov, and Yonghui Wu. PaLM 2 technical report. *arXiv preprint arXiv:2305.10403*, 2023.
- Dzmitry Bahdanau, Shikhar Murty, Michael Noukhovitch, Thien Huu Nguyen, Harm de Vries, and Aaron Courville. Systematic generalization: what is required and can it be learned? *ICLR*, 2019.

- Yuntao Bai, Saurav Kadavath, Sandipan Kundu, Amanda Askell, Jackson Kernion, Andy Jones, Anna Chen, Anna Goldie, Azalia Mirhoseini, Cameron McKinnon, Carol Chen, Catherine Olsson, Christopher Olah, Danny Hernandez, Dawn Drain, Deep Ganguli, Dustin Li, Eli Tran-Johnson, Ethan Perez, Jamie Kerr, Jared Mueller, Jeffrey Ladish, Joshua Landau, Kamal Ndousse, Kamile Lukosuite, Liane Lovitt, Michael Sellitto, Nelson Elhage, Nicholas Schiefer, Noemi Mercado, Nova DasSarma, Robert Lasenby, Robin Larson, Sam Ringer, Scott Johnston, Shauna Kravec, Sheer El Showk, Stanislav Fort, Tamera Lanham, Timothy Telleen-Lawton, Tom Conerly, Tom Henighan, Tristan Hume, Samuel R. Bowman, Zac Hatfield-Dodds, Ben Mann, Dario Amodei, Nicholas Joseph, Sam McCandlish, Tom Brown, and Jared Kaplan. Constitutional ai: Harmlessness from ai feedback. *arXiv preprint arXiv:2212.08073*, 2022.
- Maciej Besta, Nils Blach, Ales Kubicek, Robert Gerstenberger, Michal Podstawski, Lukas Gianinazzi, Joanna Gajda, Tomasz Lehmann, Hubert Niewiadomski, Piotr Nyczyk, and Torsten Hoefler. Graph of thoughts: Solving elaborate problems with large language models. *AAAI*, 2024.
- Tom B. Brown, Benjamin Mann, Nick Ryder, Melanie Subbiah, Jared Kaplan, Prafulla Dhariwal, Arvind Neelakantan, Pranav Shyam, Girish Sastry, Amanda Askell, Sandhini Agarwal, Ariel Herbert-Voss, Gretchen Krueger, Tom Henighan, Rewon Child, Aditya Ramesh, Daniel M. Ziegler, Jeffrey Wu, Clemens Winter, Christopher Hesse, Mark Chen, Eric Sigler, Mateusz Litwin, Scott Gray, Benjamin Chess, Jack Clark, Christopher Berner, Sam McCandlish, Alec Radford, Ilya Sutskever, and Dario Amodei. Language models are few-shot learners. *NeurIPS*, 33:1877–1901, 2020.
- Shyamal Buch, Cristóbal Eyzaguirre, Adrien Gaidon, Jiajun Wu, Li Fei Fei, and Juan Carlos Niebles. Revisiting the “video” in video-language understanding. In *CVPR*, pp. 2917–2927, 2022.
- Emanuele Bugliarello, Laurent Sartran, Aishwarya Agrawal, Lisa Anne Hendricks, and Aida Nematzadeh. Measuring Progress in Fine-grained Vision-and-language Understanding. *ACL*, 2023.
- Angelica Chen, Jérémy Scheurer, Tomasz Korbak, Jon Ander Campos, Jun Shern Chan, Samuel R Bowman, Kyunghyun Cho, and Ethan Perez. Improving code generation by training with natural language feedback. *arXiv preprint arXiv:2303.16749*, 2023.
- Jiuhai Chen, Lichang Chen, Chen Zhu, and Tianyi Zhou. How Many Demonstrations Do You Need for In-context Learning? *ACL*, 2023.
- Mark Chen, Jerry Tworek, Heewoo Jun, Qiming Yuan, Henrique Ponde de Oliveira Pinto, Jared Kaplan, Harri Edwards, Yuri Burda, Nicholas Joseph, Greg Brockman, Alex Ray, Raul Puri, Gretchen Krueger, Michael Petrov, Heidy Khlaaf, Girish Sastry, Pamela Mishkin, Brooke Chan, Scott Gray, Nick Ryder, Mikhail Pavlov, Alethea Power, Lukasz Kaiser, Mohammad Bavarian, Clemens Winter, Philippe Tillet, Felipe Petroski Such, Dave Cummings, Matthias Plappert, Fotios Chantzis, Elizabeth Barnes, Ariel Herbert-Voss, William Hebggen Guss, Alex Nichol, Alex Paino, Nikolas Tezak, Jie Tang, Igor Babuschkin, Suchir Balaji, Shantanu Jain, William Saunders, Christopher Hesse, Andrew N. Carr, Jan Leike, Josh Achiam, Vedant Misra, Evan Morikawa, Alec Radford, Matthew Knight, Miles Brundage, Mira Murati, Katie Mayer, Peter Welinder, Bob McGrew, Dario Amodei, Sam McCandlish, Ilya Sutskever, and Wojciech Zaremba. Evaluating large language models trained on code. *arXiv preprint arXiv:2107.03374*, 2021.
- Wenhu Chen, Xueguang Ma, Xinyi Wang, and William W Cohen. Program of thoughts prompting: Disentangling computation from reasoning for numerical reasoning tasks. *TMLR*, 2023a.
- Xi Chen, Xiao Wang, Lucas Beyer, Alexander Kolesnikov, Jialin Wu, Paul Voigtlaender, Basil Mustafa, Sebastian Goodman, Ibrahim Alabdulmohsin, Piotr Padlewski, Daniel Salz, Xi Xiong, Daniel Vlasic, Filip Pavetic, Keran Rong, Tianli Yu, Daniel Keysers, Xiaohua Zhai, and Radu Soricut. PaLI-3 Vision Language Models: Smaller, Faster, Stronger. *arXiv preprint arXiv:2310.09199*, 2023b.
- Xi Chen, Xiao Wang, Soravit Changpinyo, AJ Piergiovanni, Piotr Padlewski, Daniel Salz, Sebastian Goodman, Adam Grycner, Basil Mustafa, Lucas Beyer, Alexander Kolesnikov, Joan Puigcerver, Nan Ding, Keran Rong, Hassan Akbari, Gaurav Mishra, Linting Xue, Ashish Thapliyal, James Bradbury, Weicheng Kuo, Mojtaba Seyedhosseini, Chao Jia, Burcu Karagol Ayan, Carlos Riquelme, Andreas Steiner, Anelia Angelova, Xiaohua Zhai, Neil Houlsby, and Radu Soricut. PaLI: A jointly-scaled multilingual language-image model. *ICLR*, 2023c.

- Xi Chen, Josip Djolonga, Piotr Padlewski, Basil Mustafa, Soravit Changpinyo, Jialin Wu, Carlos Riquelme Ruiz, Sebastian Goodman, Xiao Wang, Yi Tay, Siamak Shakeri, Mostafa Dehghani, Daniel Salz, Mario Lucic, Michael Tschannen, Arsha Nagrani, Hexiang Hu, Mandar Joshi, Bo Pang, Ceslee Montgomery, Paulina Pietrzyk, Marvin Ritter, AJ Piergiovanni, Matthias Minderer, Filip Pavetic, Austin Waters, Gang Li, Ibrahim Alabdulmohsin, Lucas Beyer, Julien Amelot, Kenton Lee, Andreas Peter Steiner, Yang Li, Daniel Keysers, Anurag Arnab, Yuanzhong Xu, Keran Rong, Alexander Kolesnikov, Mojtaba Seyedhosseini, Anelia Angelova, Xiaohua Zhai, Neil Houlsby, and Radu Soricut. PaLI-X: On Scaling up a Multilingual Vision and Language Model. *CVPR*, 2024a.
- Xinyun Chen, Maxwell Lin, Nathanael Schärli, and Denny Zhou. Teaching large language models to self-debug. *ICLR*, 2024b.
- Aakanksha Chowdhery, Sharan Narang, Jacob Devlin, Maarten Bosma, Gaurav Mishra, Adam Roberts, Paul Barham, Hyung Won Chung, Charles Sutton, Sebastian Gehrmann, Parker Schuh, Kensen Shi, Sasha Tsvyashchenko, Joshua Maynez, Abhishek Rao, Parker Barnes, Yi Tay, Noam Shazeer, Vinodkumar Prabhakaran, Emily Reif, Nan Du, Ben Hutchinson, Reiner Pope, James Bradbury, Jacob Austin, Michael Isard, Guy Gur-Ari, Pengcheng Yin, Toju Duke, Anselm Levskaya, Sanjay Ghemawat, Sunipa Dev, Henryk Michalewski, Xavier Garcia, Vedant Misra, Kevin Robinson, Liam Fedus, Denny Zhou, Daphne Ippolito, David Luan, Hyeontaek Lim, Barret Zoph, Alexander Spiridonov, Ryan Sepassi, David Dohan, Shivani Agrawal, Mark Omernick, Andrew M. Dai, Thanumalayan Sankaranarayanan Pillai, Marie Pellat, Aitor Lewkowycz, Erica Moreira, Rewon Child, Oleksandr Polozov, Katherine Lee, Zongwei Zhou, Xuezhi Wang, Brennan Saeta, Mark Diaz, Orhan Firat, Michele Catasta, Jason Wei, Kathy Meier-Hellstern, Douglas Eck, Jeff Dean, Slav Petrov, and Noah Fiedel. PaLM: Scaling language modeling with pathways. *JMLR*, 2023.
- Karl Cobbe, Vineet Kosaraju, Mohammad Bavarian, Mark Chen, Heewoo Jun, Lukasz Kaiser, Matthias Plappert, Jerry Tworek, Jacob Hilton, Reiichiro Nakano, Christopher Hesse, and John Schulman. Training verifiers to solve math word problems. *arXiv preprint arXiv:2110.14168*, 2021.
- Mostafa Dehghani, Josip Djolonga, Basil Mustafa, Piotr Padlewski, Jonathan Heek, Justin Gilmer, Andreas Steiner, Mathilde Caron, Robert Geirhos, Ibrahim Alabdulmohsin, Rodolphe Jenatton, Lucas Beyer, Michael Tschannen, Anurag Arnab, Xiao Wang, Carlos Riquelme, Matthias Minderer, Joan Puigcerver, Utku Evci, Manoj Kumar, Sjoerd van Steenkiste, Gamaleldin F. Elsayed, Aravindh Mahendran, Fisher Yu, Avital Oliver, Fantine Huot, Jasmijn Bastings, Mark Patrick Collier, Alexey Gritsenko, Vighnesh Birodkar, Cristina Vasconcelos, Yi Tay, Thomas Mensink, Alexander Kolesnikov, Filip Pavetić, Dustin Tran, Thomas Kipf, Mario Lučić, Xiaohua Zhai, Daniel Keysers, Jeremiah Harmsen, and Neil Houlsby. Scaling vision transformers to 22 billion parameters. In *ICML*, pp. 7480–7512, 2023.
- Alexey Dosovitskiy, Lucas Beyer, Alexander Kolesnikov, Dirk Weissenborn, Xiaohua Zhai, Thomas Unterthiner, Mostafa Dehghani, Matthias Minderer, Georg Heigold, Sylvain Gelly, Jakob Uszkoreit, and Neil Houlsby. An image is worth 16x16 words: Transformers for image recognition at scale. *ICLR*, 2021.
- Danny Driess, Fei Xia, Mehdi S. M. Sajjadi, Corey Lynch, Aakanksha Chowdhery, Brian Ichter, Ayzaan Wahid, Jonathan Tompson, Quan Vuong, Tianhe Yu, Wenlong Huang, Yevgen Chebotar, Pierre Sermanet, Daniel Duckworth, Sergey Levine, Vincent Vanhoucke, Karol Hausman, Marc Toussaint, Klaus Greff, Andy Zeng, Igor Mordatch, and Pete Florence. PaLM-E: An embodied multimodal language model. *arXiv preprint arXiv:2303.03378*, 2023.
- Chrisantha Fernando, Dylan Banarse, Henryk Michalewski, Simon Osindero, and Tim Rocktäschel. Prompt-breeder: Self-referential Self-improvement Via Prompt Evolution. *arXiv preprint arXiv:2309.16797*, 2023.
- Zhe Gan, Linjie Li, Chunyuan Li, Lijuan Wang, Zicheng Liu, and Jianfeng Gao. Vision-language pre-training: Basics, recent advances, and future trends. *Foundations and Trends® in Computer Graphics and Vision*, 14(3–4):163–352, 2022.
- Deep Ganguli, Amanda Askell, Nicholas Schiefer, Thomas I. Liao, Kamilè Lukošiuūtė, Anna Chen, Anna Goldie, Azalia Mirhoseini, Catherine Olsson, Danny Hernandez, Dawn Drain, Dustin Li, Eli Tran-Johnson, Ethan Perez, Jackson Kernion, Jamie Kerr, Jared Mueller, Joshua Landau, Kamal Ndousse, Karina Nguyen,



- Liane Lovitt, Michael Sellitto, Nelson Elhage, Noemi Mercado, Nova DasSarma, Oliver Rausch, Robert Lasenby, Robin Larson, Sam Ringer, Sandipan Kundu, Saurav Kadavath, Scott Johnston, Shauna Kravec, Sheer El Showk, Tamera Lanham, Timothy Telleen-Lawton, Tom Henighan, Tristan Hume, Yuntao Bai, Zac Hatfield-Dodds, Ben Mann, Dario Amodei, Nicholas Joseph, Sam McCandlish, Tom Brown, Christopher Olah, Jack Clark, Samuel R. Bowman, and Jared Kaplan. The capacity for moral self-correction in large language models. *arXiv preprint arXiv:2302.07459*, 2023.
- Luyu Gao, Aman Madaan, Shuyan Zhou, Uri Alon, Pengfei Liu, Yiming Yang, Jamie Callan, and Graham Neubig. Pal: Program-aided language models. In *ICML*, pp. 10764–10799, 2023a.
- Peng Gao, Jiaming Han, Renrui Zhang, Ziyi Lin, Shijie Geng, Aojun Zhou, Wei Zhang, Pan Lu, Conghui He, Xiangyu Yue, Hongsheng Li, and Yu Qiao. Llama-adapter v2: Parameter-efficient visual instruction model. *arXiv preprint arXiv:2304.15010*, 2023b.
- Tianyu Gao, Adam Fisch, and Danqi Chen. Making pre-trained language models better few-shot learners. *ACL*, 2021.
- Google. Google Cloud Vertex Ai Api [code-bison], Available at: <https://cloud.google.com/vertex-ai/docs/generative-ai/model-reference/code-generation>. 2023.
- Tanmay Gupta and Aniruddha Kembhavi. Visual programming: Compositional visual reasoning without training. In *CVPR*, pp. 14953–14962, 2023.
- Lisa Anne Hendricks and Aida Nematzadeh. Probing image-language transformers for verb understanding. *ACL*, 2021.
- Cheng-Yu Hsieh, Jieyu Zhang, Zixian Ma, Aniruddha Kembhavi, and Ranjay Krishna. Sugarcrepe: Fixing Hackable Benchmarks for Vision-language Compositionality. *NeurIPS 2023 Datasets and Benchmarks*, 2023.
- Ronghang Hu, Jacob Andreas, Marcus Rohrbach, Trevor Darrell, and Kate Saenko. Learning to reason: End-to-end module networks for visual question answering. In *ICCV*, pp. 804–813, 2017.
- Jie Huang, Xinyun Chen, Swaroop Mishra, Huaixiu Steven Zheng, Adams Wei Yu, Xinying Song, and Denny Zhou. Large language models cannot self-correct reasoning yet. *ICLR*, 2024.
- Drew A Hudson and Christopher D Manning. Gqa: A new dataset for real-world visual reasoning and compositional question answering. In *CVPR*, pp. 6700–6709, 2019.
- Woojeong Jin, Yu Cheng, Yelong Shen, Weizhu Chen, and Xiang Ren. A good prompt is worth millions of parameters: Low-resource prompt-based learning for vision-language models. *ACL*, 2022.
- Justin Johnson, Bharath Hariharan, Laurens Van Der Maaten, Judy Hoffman, Li Fei Fei, C Lawrence Zitnick, and Ross Girshick. Inferring and executing programs for visual reasoning. In *ICCV*, pp. 2989–2998, 2017.
- Daniel Kahneman. *Thinking, fast and slow*. 2017.
- Alexander Kolesnikov, Lucas Beyer, Xiaohua Zhai, Joan Puigcerver, Jessica Yung, Sylvain Gelly, and Neil Houlsby. Big Transfer (BiT): General visual representation learning. In *ECCV*, pp. 491–507. Springer, 2020.
- Mojtaba Komeili, Kurt Shuster, and Jason Weston. Internet-augmented dialogue generation. *ACL*, 2022.
- Chunyuan Li, Zhe Gan, Zhengyuan Yang, Jianwei Yang, Linjie Li, Lijuan Wang, and Jianfeng Gao. Multi-modal foundation models: From specialists to general-purpose assistants. *arXiv preprint arXiv:2309.10020*, 2023a.
- Junnan Li, Dongxu Li, Silvio Savarese, and Steven Hoi. BLIP-2: Bootstrapping language-image pre-training with frozen image encoders and large language models. *ICML*, 2023b.

- KunChang Li, Yinan He, Yi Wang, Yizhuo Li, Wenhai Wang, Ping Luo, Yali Wang, Limin Wang, and Yu Qiao. Videochat: Chat-centric video understanding. *arXiv preprint arXiv:2305.06355*, 2023c.
- Liunian Harold Li, Pengchuan Zhang, Haotian Zhang, Jianwei Yang, Chunyuan Li, Yiwu Zhong, Lijuan Wang, Lu Yuan, Lei Zhang, Jenq-Neng Hwang, Kai-Wei Chang, and Jianfeng Gao. Grounded language-image pre-training. In *CVPR*, pp. 10965–10975, 2022.
- Shilong Liu, Hao Cheng, Haotian Liu, Hao Zhang, Feng Li, Tianhe Ren, Xueyan Zou, Jianwei Yang, Hang Su, Jun Zhu, Lei Zhang, Jianfeng Gao, and Chunyuan Li. Llava-plus: Learning to use tools for creating multimodal agents. *arXiv preprint arXiv:2311.05437*, 2023.
- Jiasen Lu, Christopher Clark, Rowan Zellers, Roozbeh Mottaghi, and Aniruddha Kembhavi. Unified-IO: A unified model for vision, language, and multi-modal tasks. *ICLR*, 2023.
- Pan Lu, Baolin Peng, Hao Cheng, Michel Galley, Kai-Wei Chang, Ying Nian Wu, Song-Chun Zhu, and Jianfeng Gao. Chameleon: Plug-and-play compositional reasoning with large language models. *NeurIPS*, 2024.
- Yao Lu, Max Bartolo, Alastair Moore, Sebastian Riedel, and Pontus Stenetorp. Fantastically ordered prompts and where to find them: Overcoming few-shot prompt order sensitivity. *ACL*, 2022.
- Aman Madaan and Amir Yazdanbakhsh. Text and patterns: For effective chain of thought, it takes two to tango. *arXiv preprint arXiv:2209.07686*, 2022.
- Aman Madaan, Shuyan Zhou, Uri Alon, Yiming Yang, and Graham Neubig. Language models of code are few-shot commonsense learners. *EMNLP*, 2022.
- Aman Madaan, Niket Tandon, Prakhar Gupta, Skyler Hallinan, Luyu Gao, Sarah Wiegrefe, Uri Alon, Nouha Dziri, Shrimai Prabhumoye, Yiming Yang, Shashank Gupta, Bodhisattwa Prasad Majumder, Katherine Hermann, Sean Welleck, Amir Yazdanbakhsh, and Peter Clark. Self-refine: Iterative refinement with self-feedback. *arXiv preprint arXiv:2303.17651*, 2023.
- Matthias Minderer, Alexey Gritsenko, and Neil Houlsby. Scaling Open-vocabulary Object Detection. *NeurIPS*, 2023.
- Milad Moradi and Matthias Samwald. Evaluating the robustness of neural language models to input perturbations. *EMNLP*, 2021.
- Binh X Nguyen, Tuong Do, Huy Tran, Erman Tjiputra, Quang D Tran, and Anh Nguyen. Coarse-to-fine reasoning for visual question answering. In *CVPR*, pp. 4558–4566, 2022.
- Theo X Olausson, Jeevana Priya Inala, Chenglong Wang, Jianfeng Gao, and Armando Solar Lezama. Demystifying Gpt Self-repair for Code Generation. *arXiv preprint arXiv:2306.09896*, 2023.
- OpenAI. Openai ChatGPT Api [gpt-3.5-turbo], Available at: <https://platform.openai.com/docs/model-index-for-researchers>. 2023.
- Roni Paiss, Ariel Ephrat, Omer Tov, Shiran Zada, Inbar Mosseri, Michal Irani, and Tali Dekel. Teaching clip to count to ten. *arXiv preprint arXiv:2302.12066*, 2023.
- Aaron Parisi, Yao Zhao, and Noah Fiedel. Talm: Tool augmented language models. *arXiv preprint arXiv:2205.12255*, 2022.
- Archiki Prasad, Peter Hase, Xiang Zhou, and Mohit Bansal. Grips: Gradient-free, edit-based instruction search for prompting large language models. *EACL*, 2023.
- Reid Pryzant, Dan Iter, Jerry Li, Yin Tat Lee, Chenguang Zhu, and Michael Zeng. Automatic prompt optimization with “gradient descent” and beam search. *EMNLP*, 2023.

- Viorica Pătrăucean, Lucas Smaira, Ankush Gupta, Adrià Recasens Contente, Larisa Markeeva, Dylan Banarse, Skanda Koppula, Joseph Heyward, Mateusz Malinowski, Yi Yang, Carl Doersch, Tatiana Matejovicova, Yury Sulsky, Antoine Miech, Alex Frechette, Hanna Klimczak, Raphael Koster, Junlin Zhang, Stephanie Winkler, Yusuf Aytar, Simon Osindero, Dima Damen, Andrew Zisserman, and João Carreira. Perception Test: A Diagnostic Benchmark for Multimodal Video Models. *NeurIPS*, 2023.
- Yujia Qin, Shihao Liang, Yining Ye, Kunlun Zhu, Lan Yan, Yaxi Lu, Yankai Lin, Xin Cong, Xiangru Tang, Bill Qian, Sihan Zhao, Lauren Hong, Runchu Tian, Ruobing Xie, Jie Zhou, Mark Gerstein, Dahai Li, Zhiyuan Liu, and Maosong Sun. Toolllm: Facilitating large language models to master 16000+ real-world apis. *ICLR*, 2024.
- René Ranftl, Katrin Lasinger, David Hafner, Konrad Schindler, and Vladlen Koltun. Towards robust monocular depth estimation: Mixing datasets for zero-shot cross-dataset transfer. *PAMI*, 44(3):1623–1637, 2020.
- Laria Reynolds and Kyle McDonell. Prompt programming for large language models: Beyond the few-shot paradigm. In *HCI*, pp. 1–7, 2021.
- Timo Schick, Jane Dwivedi Yu, Roberto Dessì, Roberta Raileanu, Maria Lomeli, Luke Zettlemoyer, Nicola Cancedda, and Thomas Scialom. Toolformer: Language models can teach themselves to use tools. *NeurIPS*, 2023.
- Yongliang Shen, Kaitao Song, Xu Tan, Dongsheng Li, Weiming Lu, and Yueting Zhuang. HuggingGPT: Solving ai tasks with chatgpt and its friends in huggingface. *NeurIPS*, 2023.
- Taylor Shin, Yasaman Razeghi, Robert L Logan IV, Eric Wallace, and Sameer Singh. Autoprompt: Eliciting knowledge from language models with automatically generated prompts. *EMNLP*, 2020.
- Noah Shinn, Federico Cassano, Ashwin Gopinath, Karthik Narasimhan, and Shunyu Yao. Reflexion: Language agents with verbal reinforcement learning. *NeurIPS*, 36, 2024.
- Kaya Stechly, Matthew Marquez, and Subbarao Kambhampati. GPT-4 Doesn’t Know It’s Wrong: An Analysis of Iterative Prompting for Reasoning Problems. *arXiv preprint arXiv:2310.12397*, 2023.
- Sanjay Subramanian, Ben Bogin, Nitish Gupta, Tomer Wolfson, Sameer Singh, Jonathan Berant, and Matt Gardner. Obtaining faithful interpretations from compositional neural networks. *ACL*, 2020.
- Sanjay Subramanian, Medhini Narasimhan, Kushal Khangaonkar, Kevin Yang, Arsha Nagrani, Cordelia Schmid, Andy Zeng, Trevor Darrell, and Dan Klein. Modular Visual Question Answering via Code Generation. *ACL*, 2023.
- Dídac Surís, Sachit Menon, and Carl Vondrick. ViperGPT: Visual inference via python execution for reasoning. *CVPR*, 2023.
- Romal Thoppilan, Daniel De Freitas, Jamie Hall, Noam Shazeer, Apoorv Kulshreshtha, Heng-Tze Cheng, Alicia Jin, Taylor Bos, Leslie Baker, Yu Du, YaGuang Li, Hongrae Lee, Huaixiu Steven Zheng, Amin Ghafouri, Marcelo Menegali, Yanping Huang, Maxim Krikun, Dmitry Lepikhin, James Qin, Dehao Chen, Yuanzhong Xu, Zhifeng Chen, Adam Roberts, Maarten Bosma, Vincent Zhao, Yanqi Zhou, Chung-Ching Chang, Igor Krivokon, Will Rusch, Marc Pickett, Pranesh Srinivasan, Laichee Man, Kathleen Meier-Hellstern, Meredith Ringel Morris, Tulsee Doshi, Renelito Delos Santos, Toju Duke, Johnny Soraker, Ben Zevenbergen, Vinodkumar Prabhakaran, Mark Diaz, Ben Hutchinson, Kristen Olson, Alejandra Molina, Erin Hoffman-John, Josh Lee, Lora Aroyo, Ravi Rajakumar, Alena Butryna, Matthew Lamm, Viktoriya Kuzmina, Joe Fenton, Aaron Cohen, Rachel Bernstein, Ray Kurzweil, Blaise Aguerre-Arcas, Claire Cui, Marian Croak, Ed Chi, and Quoc Le. Lamda: Language models for dialog applications. *arXiv preprint arXiv:2201.08239*, 2022.
- Michael Tschannen, Manoj Kumar, Andreas Steiner, Xiaohua Zhai, Neil Houlsby, and Lucas Beyer. Image Captioners Are Scalable Vision Learners Too. *NeurIPS*, 2023.

- Shimon Ullman. Visual routines. In *Readings in computer vision*, pp. 298–328. Elsevier, 1987.
- Karthik Valmeekam, Matthew Marquez, and Subbarao Kambhampati. Can Large Language Models Really Improve by Self-critiquing Their Own Plans? *arXiv preprint arXiv:2310.08118*, 2023.
- Pablo Villalobos, Jaime Sevilla, Lennart Heim, Tamay Besiroglu, Marius Hobbhahn, and Anson Ho. Will we run out of data? An analysis of the limits of scaling datasets in Machine Learning. *arXiv preprint arXiv:2211.04325*, 2022.
- Jianfeng Wang, Zhengyuan Yang, Xiaowei Hu, Linjie Li, Kevin Lin, Zhe Gan, Zicheng Liu, Ce Liu, and Lijuan Wang. GIT: A generative image-to-text transformer for vision and language. *arXiv preprint arXiv:2205.14100*, 2022a.
- Lei Wang, Wanyu Xu, Yihuai Lan, Zhiqiang Hu, Yunshi Lan, Roy Ka-Wei Lee, and Ee-Peng Lim. Plan-and-solve prompting: Improving zero-shot chain-of-thought reasoning by large language models. *ACL*, 2023a.
- Peng Wang, An Yang, Rui Men, Junyang Lin, Shuai Bai, Zhikang Li, Jianxin Ma, Chang Zhou, Jingren Zhou, and Hongxia Yang. Ofa: Unifying architectures, tasks, and modalities through a simple sequence-to-sequence learning framework. In *ICML*, pp. 23318–23340, 2022b.
- Xingyao Wang, Sha Li, and Heng Ji. Code4struct: Code generation for few-shot event structure prediction. In *ACL*, pp. 3640–3663, 2023b.
- Xuezhi Wang, Jason Wei, Dale Schuurmans, Quoc Le, Ed Chi, Sharan Narang, Aakanksha Chowdhery, and Denny Zhou. Self-consistency improves chain of thought reasoning in language models. *ICLR*, 2023c.
- Jason Wei, Xuezhi Wang, Dale Schuurmans, Maarten Bosma, Fei Xia, Ed Chi, Quoc V Le, and Denny Zhou. Chain-of-thought prompting elicits reasoning in large language models. *NeurIPS*, 35:24824–24837, 2022.
- Jerry Wei, Jason Wei, Yi Tay, Dustin Tran, Albert Webson, Yifeng Lu, Xinyun Chen, Hanxiao Liu, Da Huang, Denny Zhou, and Tengyu Ma. Larger language models do in-context learning differently. *arXiv preprint arXiv:2303.03846*, 2023.
- Yuxin Wen, Neel Jain, John Kirchenbauer, Micah Goldblum, Jonas Geiping, and Tom Goldstein. Hard prompts made easy: Gradient-based discrete optimization for prompt tuning and discovery. *NeurIPS*, 2023.
- Ronald J Williams. Simple statistical gradient-following algorithms for connectionist reinforcement learning. *Machine Learning*, 8:229–256, 1992.
- Chenfei Wu, Shengming Yin, Weizhen Qi, Xiaodong Wang, Zecheng Tang, and Nan Duan. Visual ChatGPT: Talking, drawing and editing with visual foundation models. *arXiv preprint arXiv:2303.04671*, 2023.
- Junbin Xiao, Xindi Shang, Angela Yao, and Tat-Seng Chua. Next-qa: Next phase of question-answering to explaining temporal actions. In *CVPR*, pp. 9777–9786, 2021.
- Hanwei Xu, Yujun Chen, Yulun Du, Nan Shao, Yanggang Wang, Haiyu Li, and Zhilin Yang. Gps: Genetic Prompt Search for Efficient Few-shot Learning. *EMNLP*, 2022.
- Zhiyang Xu, Ying Shen, and Lifu Huang. Multiinstruct: Improving multi-modal zero-shot learning via instruction tuning. *ACL*, 2023.
- Chengrun Yang, Xuezhi Wang, Yifeng Lu, Hanxiao Liu, Quoc V Le, Denny Zhou, and Xinyun Chen. Large language models as optimizers. *ICLR*, 2024a.
- Lingfeng Yang, Yuezhe Wang, Xiang Li, Xinlong Wang, and Jian Yang. Fine-grained Visual Prompting. *NeurIPS*, 2023a.
- Rui Yang, Lin Song, Yanwei Li, Sijie Zhao, Yixiao Ge, Xiu Li, and Ying Shan. GPT4Tools: Teaching large language model to use tools via self-instruction. *NeurIPS*, 36, 2024b.

- Zhengyuan Yang, Zhe Gan, Jianfeng Wang, Xiaowei Hu, Yumao Lu, Zicheng Liu, and Lijuan Wang. An empirical study of GPT-3 for few-shot knowledge-based vqa. In *AAAI*, 2022.
- Zhengyuan Yang, Linjie Li, Jianfeng Wang, Kevin Lin, Ehsan Azarnasab, Faisal Ahmed, Zicheng Liu, Ce Liu, Michael Zeng, and Lijuan Wang. MM-React: Prompting ChatGPT for multimodal reasoning and action. *arXiv preprint arXiv:2303.11381*, 2023b.
- Shunyu Yao, Dian Yu, Jeffrey Zhao, Izhak Shafran, Thomas L Griffiths, Yuan Cao, and Karthik Narasimhan. Tree of thoughts: Deliberate problem solving with large language models. *NeurIPS*, 2023.
- Yuan Yao, Ao Zhang, Zhengyan Zhang, Zhiyuan Liu, Tat-Seng Chua, and Maosong Sun. Cpt: Colorful prompt tuning for pre-trained vision-language models. *arXiv preprint arXiv:2109.11797*, 2021.
- Qinghao Ye, Guohai Xu, Ming Yan, Haiyang Xu, Qi Qian, Ji Zhang, and Fei Huang. Hitea: Hierarchical temporal-aware video-language pre-training. In *ICCV*, pp. 15405–15416, 2023a.
- Qinghao Ye, Haiyang Xu, Guohai Xu, Jiabo Ye, Ming Yan, Yiyang Zhou, Junyang Wang, Anwen Hu, Pengcheng Shi, Yaya Shi, Chenliang Li, Yuanhong Xu, Hehong Chen, Junfeng Tian, Qi Qian, Ji Zhang, Fei Huang, and Jingren Zhou. mPlug-OWL: Modularization empowers large language models with multimodality. *arXiv preprint arXiv:2304.14178*, 2023b.
- Shukang Yin, Chaoyou Fu, Sirui Zhao, Ke Li, Xing Sun, Tong Xu, and Enhong Chen. A survey on multimodal large language models. *arXiv preprint arXiv:2306.13549*, 2023.
- Jiahui Yu, Zirui Wang, Vijay Vasudevan, Legg Yeung, Mojtaba Seyedhosseini, and Yonghui Wu. CoCa: Contrastive captioners are image-text foundation models. *TMLR*, 2023.
- Licheng Yu, Patrick Poirson, Shan Yang, Alexander C Berg, and Tamara L Berg. Modeling context in referring expressions. In *ECCV*, pp. 69–85, 2016.
- Mert Yuksekgonul, Federico Bianchi, Pratyusha Kalluri, Dan Jurafsky, and James Zou. When and Why Vision-language Models Behave like Bags-of-words, and What to Do About It? *ICLR*, 2022.
- Andy Zeng, Maria Attarian, Brian Ichter, Krzysztof Choromanski, Adrian Wong, Stefan Welker, Federico Tombari, Aavek Purohit, Michael Ryoo, Vikas Sindhwani, Johnny Lee, Vincent Vanhoucke, and Pete Florence. Socratic models: Composing zero-shot multimodal reasoning with language. *arXiv preprint arXiv:2204.00598*, 2022a.
- Yan Zeng, Xinsong Zhang, and Hang Li. Multi-grained vision language pre-training: Aligning texts with visual concepts. *ICML*, 2022b.
- Xiaohua Zhai, Joan Puigcerver, Alexander Kolesnikov, Pierre Ruysen, Carlos Riquelme, Mario Lucic, Josip Djolonga, Andre Susano Pinto, Maxim Neumann, Alexey Dosovitskiy, Lucas Beyer, Olivier Bachem, Michael Tschannen, Marcin Michalski, Olivier Bousquet, Sylvain Gelly, and Neil Houlsby. A large-scale study of representation learning with the visual task adaptation benchmark. *arXiv preprint arXiv:1910.04867*, 2019.
- Xiaohua Zhai, Basil Mustafa, Alexander Kolesnikov, and Lucas Beyer. Sigmoid loss for language image pre-training. *ICCV*, 2023.
- Hang Zhang, Xin Li, and Lidong Bing. Video-llama: An instruction-tuned audio-visual language model for video understanding. *EMNLP*, 2023.
- Renrui Zhang, Jiaming Han, Aojun Zhou, Xiangfei Hu, Shilin Yan, Pan Lu, Hongsheng Li, Peng Gao, and Yu Qiao. Llama-adapter: Efficient fine-tuning of language models with zero-init attention. *ICLR*, 2024.
- Tiancheng Zhao, Tianqi Zhang, Mingwei Zhu, Haozhan Shen, Kyusong Lee, Xiaopeng Lu, and Jianwei Yin. V1-checklist: Evaluating pre-trained vision-language models with objects, attributes and relations. *arXiv preprint arXiv:2207.00221*, 2022.

- Zihao Zhao, Eric Wallace, Shi Feng, Dan Klein, and Sameer Singh. Calibrate before use: Improving few-shot performance of language models. In *ICML*, pp. 12697–12706, 2021.
- Denny Zhou, Nathanael Schärli, Le Hou, Jason Wei, Nathan Scales, Xuezhi Wang, Dale Schuurmans, Claire Cui, Olivier Bousquet, Quoc Le, and Ed Chi. Least-to-most prompting enables complex reasoning in large language models. *ICLR*, 2023a.
- Yongchao Zhou, Andrei Ioan Muresanu, Ziwon Han, Keiran Paster, Silviu Pitis, Harris Chan, and Jimmy Ba. Large language models are human-level prompt engineers. *ICLR*, 2023b.
- Deyao Zhu, Jun Chen, Kilichbek Haydarov, Xiaoqian Shen, Wenxuan Zhang, and Mohamed Elhoseiny. ChatGPT asks, blip-2 answers: Automatic questioning towards enriched visual descriptions. *TMLR*, 2024a.
- Deyao Zhu, Jun Chen, Xiaoqian Shen, Xiang Li, and Mohamed Elhoseiny. MiniGPT-4: Enhancing vision-language understanding with advanced large language models. *ICLR*, 2024b.
- Mingchen Zhuge, Haozhe Liu, Francesco Faccio, Dylan R. Ashley, Róbert Csordás, Anand Gopalakrishnan, Abdullah Hamdi, Hasan Abed Al Kader Hammoud, Vincent Herrmann, Kazuki Irie, Louis Kirsch, Bing Li, Guohao Li, Shuming Liu, Jinjie Mai, Piotr Piękos, Aditya Ramesh, Imanol Schlag, Weimin Shi, Aleksandar Stanić, Wenyi Wang, Yuhui Wang, Mengmeng Xu, Deng-Ping Fan, Bernard Ghanem, and Jürgen Schmidhuber. Mindstorms in Natural Language-based Societies of Mind. *arXiv preprint arXiv:2305.17066*, 2023.

## A Appendix

### A.1 Ablations

Here we present hyperparameter ablations, namely over the code-generating LLM (`code-bison`) temperature and the open-vocabulary object detector (OWLv2) threshold.

Table 3: Code-generating LLM (`code-bison`) temperature hyperparameter ablations (with ACEs). The scores are reported as mean  $\pm$  standard deviation across three random seeds.

Model	LLM temp.	RefCOCO (IoU)	RefCOCO+ (IoU)	NExT-QA (acc.)
ViperGPT API	0.0	41.4 $\pm$ 0.3	39.8 $\pm$ 0.0	36.0 $\pm$ 0.1
	0.4	46.9 $\pm$ 0.8	41.7 $\pm$ 0.4	53.1 $\pm$ 0.1
	0.8	46.9 $\pm$ 0.3	42.0 $\pm$ 0.7	53.2 $\pm$ 0.1
	1.0	46.2 $\pm$ 0.7	40.9 $\pm$ 0.6	50.3 $\pm$ 0.5
Abstract API	0.0	47.0 $\pm$ 0.1	41.9 $\pm$ 0.3	59.1 $\pm$ 0.0
	0.4	48.2 $\pm$ 0.1	<b>44.7</b> $\pm$ 0.2	<b>61.0</b> $\pm$ 0.4
	0.8	48.2 $\pm$ 0.0	43.0 $\pm$ 0.2	60.6 $\pm$ 0.6
	1.0	<b>48.8</b> $\pm$ 0.1	42.8 $\pm$ 0.3	59.9 $\pm$ 0.7

In Table 3, we report the scores for different `code-bison` LLM temperatures: 0, 0.4, 0.8 and 1.0. We found the deterministic case to underperform compared to the cases with a temperature higher than zero. This indicates that the solutions of which the models are most “confident” of are not necessarily always correct. On the other hand, when the temperature is too high, the model starts to hallucinate functions that do not exist in the API and the performance degrades. Early in our work, we settled on the `code-bison` LLM temperature of 0.4 and did not tune it further.

Table 4: Open-vocabulary object detector (OWLv2) threshold hyperparameter ablations. The scores are reported as mean  $\pm$  standard deviation across three random seeds.

Model	OWLv2 thrs.	RefCOCO (IoU)	RefCOCO+ (IoU)
ViperGPT API	0.05	42.6 $\pm$ 0.3	41.9 $\pm$ 0.3
	0.10	46.9 $\pm$ 0.8	41.7 $\pm$ 0.4
	0.15	45.0 $\pm$ 0.5	38.2 $\pm$ 0.2
	0.20	33.3 $\pm$ 0.6	29.8 $\pm$ 0.2
Abstract API	0.05	42.8 $\pm$ 0.3	42.7 $\pm$ 0.7
	0.10	<b>48.2</b> $\pm$ 0.1	<b>44.7</b> $\pm$ 0.2
	0.15	47.1 $\pm$ 0.2	38.6 $\pm$ 0.1
	0.20	33.7 $\pm$ 0.4	30.1 $\pm$ 0.4

Table 4 shows the effect of using different thresholds for OWLv2 open vocabulary detector. This threshold controls the level of ‘sensitivity’ of the open vocabulary detector. If the threshold value is set too high, we will have fewer false positives, but also more false negatives. We perform this study on RefCOCO and RefCOCO+. On both datasets, the threshold of 0.1 achieves the best results, so by default we use this threshold in all our experiments.

In Table 5 and Table 6 we show results for RefCOCO and RefCOCO+ when using randomly sampled samples for the generation of ACEs. For comparison purposes, in the tables we also provide scores when not using any ACEs and with the default setting when generating ACEs with 16 manually selected few-shot examples. From the tables, we can see that randomly selected 100 or 50 samples perform similarly as when using 16 manual samples. With 16 random samples we observe a small drop in performance, though we still observe



Table 5: Results on RefCOCO with randomly sampled few-shot samples for generating ACEs. Shown are IoU scores for zero-shot (w/o ACE) setting, with the default setting that we used throughout the paper (16 manually sampled few-shot samples from the dataset (16 manual)) and with 100, 50 and 16 randomly-sampled samples (100, 50 and 16 random) from the dataset. The IoU scores are reported as mean  $\pm$  standard deviation across three random seeds.

API	w/o ACE	16 manual	100 random	50 random	16 random
ViperGPT	41.7 $\pm$ 0.6	46.9 $\pm$ 0.8	47.9 $\pm$ 0.2	45.8 $\pm$ 0.4	41.5 $\pm$ 0.2
Abstract	44.4 $\pm$ 0.9	48.2 $\pm$ 0.1	49.1 $\pm$ 0.2	49.0 $\pm$ 0.2	46.9 $\pm$ 0.2

Table 6: Results on RefCOCO+ with randomly sampled few-shot samples for generating ACEs. Shown are IoU scores for zero-shot (w/o ACE) setting, with the default setting that we used throughout the paper (16 manually sampled few-shot samples from the dataset (16 manual)) and with 100, 50 and 16 randomly-sampled samples (100, 50 and 16 random) from the dataset. The IoU scores are reported as mean  $\pm$  standard deviation across three random seeds.

API	w/o ACE	16 manual	100 random	50 random	16 random
ViperGPT	36.7 $\pm$ 0.4	41.7 $\pm$ 0.4	41.3 $\pm$ 0.1	40.3 $\pm$ 0.3	36.3 $\pm$ 0.1
Abstract	38.2 $\pm$ 0.0	42.9 $\pm$ 0.2	42.8 $\pm$ 0.6	41.8 $\pm$ 0.0	40.2 $\pm$ 0.4

an improvement compared to the setting without any ACEs. In summary, this shows that the manual labor for generating ACEs can be removed altogether if we already have some labeled examples.

## A.2 Pretrained models

Here we specify the pretrained models we used, and compare them with the ones used in ViperGPT:

- Open-vocabulary object detector:
  - Ours: OWLv2 (Minderer et al., 2023).
  - ViperGPT: GLIP Li et al. (2022) from the official GitHub repository<sup>2</sup>.
- Depth estimation model:
  - Ours: MiDaS (Ranftl et al., 2020) v2 “DPT\_Small” from PyTorch hub<sup>3</sup>.
  - ViperGPT: MiDaS (Ranftl et al., 2020) v2 “DPT\_Large” version from the PyTorch hub<sup>4</sup>.
- Vision-language captioning model:
  - Ours: PaLI-3 (Chen et al., 2023b).
  - ViperGPT: BLIP-2 (Li et al., 2023b) from the official repository<sup>5</sup>.
- CLIP-style image-text embedding model:
  - Ours: SigLiT (Zhai et al., 2023).
  - ViperGPT: X-VLM (Zeng et al., 2022b) version finetuned for retrieval on MSCOCO from the official repository<sup>6</sup>.
- Code-generating LLM:
  - Ours: `code-bison` accessible via the Google Cloud Vertex AI API (Google, 2023).
  - ViperGPT: Codex (`code-davinci-002`) via the official OpenAI Python API<sup>7</sup>.
- Answer selector (based on context information) LLM for multiple choice questions in NExT-QA:
  - Ours: `code-bison` accessible via the Google Cloud Vertex AI API (Google, 2023).
  - ViperGPT: GPT-3 via the official OpenAI Python API<sup>8</sup>.

## A.3 Self-debugging prompt

```

1 prompt += f"""
2
3 Previously, for the query:
4 # {query}
5 you've generated the following code:
6 {code}
7
8 The execution of the above code failed and returned the following error message:
9 {error}.
10
11 Given this, correct the above function, such that it executes correctly and solves the same
12 query.
13 """

```

<sup>2</sup><https://github.com/microsoft/GLIP>

<sup>3</sup>[https://pytorch.org/hub/intelisl\\_midas\\_v2/](https://pytorch.org/hub/intelisl_midas_v2/)

<sup>4</sup>[https://pytorch.org/hub/intelisl\\_midas\\_v2/](https://pytorch.org/hub/intelisl_midas_v2/)

<sup>5</sup><https://github.com/salesforce/LAVIS/tree/main/projects/blip2>

<sup>6</sup><https://github.com/zengyan-97/X-VLM>

<sup>7</sup><https://openai.com/blog/openai-api>

<sup>8</sup><https://openai.com/blog/openai-api>

## A.4 Prompt listings

### A.4.1 RefCOCO and GQA - ViperGPT API

```

1 import math
2
3 class ImagePatch:
4     """A Python class containing a crop of an image centered around a particular object, as
5     well as relevant information.
6     Attributes
7     -----
8     cropped_image : array_like
9         An array-like of the cropped image taken from the original image.
10    left, lower, right, upper : int
11        An int describing the position of the (left/lower/right/upper) border of the crop's
12        bounding box in the original image.
13
14    Methods
15    -----
16    find(object_name: str)->List[ImagePatch]
17        Returns a list of new ImagePatch objects containing crops of the image centered
18        around any objects found in the
19        image matching the object_name.
20    exists(object_name: str)->bool
21        Returns True if the object specified by object_name is found in the image, and False
22        otherwise.
23    verify_property(property: str)->bool
24        Returns True if the property is met, and False otherwise.
25    compute_depth()->float
26        Returns the median depth of the image crop.
27    crop(left: int, lower: int, right: int, upper: int)->ImagePatch
28        Returns a new ImagePatch object containing a crop of the image at the given
29        coordinates.
30    """
31
32    def __init__(self, image, left: int = None, lower: int = None, right: int = None, upper:
33    int = None):
34        """Initializes an ImagePatch object by cropping the image at the given coordinates
35        and stores the coordinates as
36        attributes. If no coordinates are provided, the image is left unmodified, and the
37        coordinates are set to the
38        dimensions of the image.
39        Parameters
40        -----
41        image : array_like
42            An array-like of the original image.
43        left, lower, right, upper : int
44            An int describing the position of the (left/lower/right/upper) border of the
45            crop's bounding box in the original image.
46        """
47
48        if left is None and right is None and upper is None and lower is None:
49            self.cropped_image = image
50            self.left = 0
51            self.lower = 0
52            self.right = image.shape[2] # width
53            self.upper = image.shape[1] # height
54        else:
55            self.cropped_image = image[:, lower:upper, left:right]
56            self.left = left
57            self.upper = upper
58            self.right = right
59            self.lower = lower
60
61            self.width = self.cropped_image.shape[2]
62            self.height = self.cropped_image.shape[1]
63
64            self.horizontal_center = (self.left + self.right) / 2
65            self.vertical_center = (self.lower + self.upper) / 2

```

```

56
57 def find(self, object_name: str) -> List[ImagePatch]:
58     """Returns a list of ImagePatch objects matching object_name contained in the crop
59     if any are found.
60     Otherwise, returns an empty list.
61     Parameters
62     -----
63     object_name : str
64         the name of the object to be found
65
66     Returns
67     -----
68     List[ImagePatch]
69         a list of ImagePatch objects matching object_name contained in the crop
70
71     Examples
72     -----
73     >>> # return the foo
74     >>> def execute_command(image) -> List[ImagePatch]:
75     >>>     image_patch = ImagePatch(image)
76     >>>     foo_patches = image_patch.find("foo")
77     >>>     return foo_patches
78     """
79     return find_in_image(self.cropped_image, object_name)
80
81 def exists(self, object_name: str) -> bool:
82     """Returns True if the object specified by object_name is found in the image, and
83     False otherwise.
84     Parameters
85     -----
86     object_name : str
87         A string describing the name of the object to be found in the image.
88
89     Examples
90     -----
91     >>> # Are there both foos and garply bars in the photo?
92     >>> def execute_command(image)->str:
93     >>>     image_patch = ImagePatch(image)
94     >>>     is_foo = image_patch.exists("foo")
95     >>>     is_garply_bar = image_patch.exists("garply bar")
96     >>>     return is_foo and is_garply_bar
97     """
98     return len(self.find(object_name)) > 0
99
100 def verify_property(self, object_name: str, visual_property: str) -> bool:
101     """Returns True if the object possesses the visual property, and False otherwise.
102     Differs from 'exists' in that it presupposes the existence of the object specified
103     by object_name, instead checking whether the object possesses the property.
104     Parameters
105     -----
106     object_name : str
107         A string describing the name of the object to be found in the image.
108     visual_property : str
109         A string describing the simple visual property (e.g., color, shape, material) to
110         be checked.
111
112     Examples
113     -----
114     >>> # Do the letters have blue color?
115     >>> def execute_command(image) -> str:
116     >>>     image_patch = ImagePatch(image)
117     >>>     letters_patches = image_patch.find("letters")
118     >>>     # Question assumes only one letter patch
119     >>>     return letters_patches[0].verify_property("letters", "blue")
120     """
121     return verify_property(self.cropped_image, object_name, property)
122
123 def compute_depth(self):

```

```

120     """Returns the median depth of the image crop
121     Parameters
122     -----
123     Returns
124     -----
125     float
126         the median depth of the image crop
127
128     Examples
129     -----
130     >>> # the bar furthest away
131     >>> def execute_command(image)->ImagePatch:
132     >>>     image_patch = ImagePatch(image)
133     >>>     bar_patches = image_patch.find("bar")
134     >>>     bar_patches.sort(key=lambda bar: bar.compute_depth())
135     >>>     return bar_patches[-1]
136     """
137     depth_map = compute_depth(self.cropped_image)
138     return depth_map.median()
139
140 def crop(self, left: int, lower: int, right: int, upper: int) -> ImagePatch:
141     """Returns a new ImagePatch cropped from the current ImagePatch.
142     Parameters
143     -----
144     left, lower, right, upper : int
145         The (left/lower/right/upper)most pixel of the cropped image.
146     -----
147     """
148     return ImagePatch(self.cropped_image, left, lower, right, upper)
149
150 def overlaps_with(self, left, lower, right, upper):
151     """Returns True if a crop with the given coordinates overlaps with this one,
152     else False.
153     Parameters
154     -----
155     left, lower, right, upper : int
156         the (left/lower/right/upper) border of the crop to be checked
157
158     Returns
159     -----
160     bool
161         True if a crop with the given coordinates overlaps with this one, else False
162
163     Examples
164     -----
165     >>> # black foo on top of the qux
166     >>> def execute_command(image) -> ImagePatch:
167     >>>     image_patch = ImagePatch(image)
168     >>>     qux_patches = image_patch.find("qux")
169     >>>     qux_patch = qux_patches[0]
170     >>>     foo_patches = image_patch.find("black foo")
171     >>>     for foo in foo_patches:
172     >>>         if foo.vertical_center > qux_patch.vertical_center
173     >>>             return foo
174     """
175     return self.left <= right and self.right >= left and self.lower <= upper and self.
upper >= lower
176
177
178 def best_image_match(list_patches: List[ImagePatch], content: List[str], return_index=False)
-> Union[ImagePatch, int]:
179     """Returns the patch most likely to contain the content.
180     Parameters
181     -----
182     list_patches : List[ImagePatch]
183     content : List[str]
184         the object of interest
185     return_index : bool

```

```
186         if True, returns the index of the patch most likely to contain the object
187
188     Returns
189     -----
190     int
191         Patch most likely to contain the object
192     """
193     return best_image_match(list_patches, content, return_index)
194
195
196 def distance(patch_a: ImagePatch, patch_b: ImagePatch) -> float:
197     """
198     Returns the distance between the edges of two ImagePatches. If the patches overlap, it
199     returns a negative distance
200     corresponding to the negative intersection over union.
201
202     Parameters
203     -----
204     patch_a : ImagePatch
205     patch_b : ImagePatch
206
207     Examples
208     -----
209     # Return the qux that is closest to the foo
210     >>> def execute_command(image):
211     >>>     image_patch = ImagePatch(image)
212     >>>     qux_patches = image_patch.find('qux')
213     >>>     foo_patches = image_patch.find('foo')
214     >>>     foo_patch = foo_patches[0]
215     >>>     qux_patches.sort(key=lambda x: distance(x, foo_patch))
216     >>>     return qux_patches[0]
217     """
218     return distance(patch_a, patch_b)
219
220 INSERT_IN_CONTEXT_EXAMPLES_HERE
221
222 Write a function using Python and the ImagePatch class (above) that could be executed to
223 provide an answer to the query.
224
225 Consider the following guidelines:
226 - Use base Python (comparison, sorting) for basic logical operations, left/right/up/down,
227   math, etc.
228 - Make sure to always return an ImagePatch object.
229 - Make sure that for all possible control flows, the program always returns an ImagePatch
230   object.
231
232 INSERT_PREVIOUS_CODE_AND_ERROR_HERE
233
234 # INSERT_QUERY_HERE
```

## A.4.2 RefCOCO and GQA - Abstract API

```

1 import math
2
3 class ImagePatch:
4     """A Python class containing a crop of an image centered around a particular object, as
5     well as relevant information.
6     Attributes
7     -----
8     cropped_image : array_like
9         An array-like of the cropped image taken from the original image.
10    left, lower, right, upper : int
11        An int describing the position of the (left/lower/right/upper) border of the crop's
12        bounding box in the original image.
13
14    Methods
15    -----
16    find(object_name: str)->List[ImagePatch]
17        Returns a list of new ImagePatch objects containing crops of the image centered
18        around any objects found in the
19        image matching the object_name.
20    exists(object_name: str)->bool
21        Returns True if the object specified by object_name is found in the image, and False
22        otherwise.
23    verify_property(property: str)->bool
24        Returns True if the property is met, and False otherwise.
25    compute_depth()->float
26        Returns the median depth of the image crop.
27    crop(left: int, lower: int, right: int, upper: int)->ImagePatch
28        Returns a new ImagePatch object containing a crop of the image at the given
29        coordinates.
30    """
31
32    def __init__(self, image, left: int = None, lower: int = None, right: int = None, upper:
33    int = None):
34        """Initializes an ImagePatch object by cropping the image at the given coordinates
35        and stores the coordinates as
36        attributes. If no coordinates are provided, the image is left unmodified, and the
37        coordinates are set to the
38        dimensions of the image.
39        Parameters
40        -----
41        image : array_like
42            An array-like of the original image.
43        left, lower, right, upper : int
44            An int describing the position of the (left/lower/right/upper) border of the
45            crop's bounding box in the original image.
46        """
47        if left is None and right is None and upper is None and lower is None:
48            self.cropped_image = image
49            self.left = 0
50            self.lower = 0
51            self.right = image.shape[2] # width
52            self.upper = image.shape[1] # height
53        else:
54            self.cropped_image = image[:, lower:upper, left:right]
55            self.left = left
56            self.upper = upper
57            self.right = right
58            self.lower = lower
59
60            self.width = self.cropped_image.shape[2]
61            self.height = self.cropped_image.shape[1]
62
63            self.horizontal_center = (self.left + self.right) / 2
64            self.vertical_center = (self.lower + self.upper) / 2
65
66    def find(self, object_name: str) -> List[ImagePatch]:

```



```

58     """Returns a list of ImagePatch objects matching object_name contained in the crop
59     if any are found.
60     Otherwise, returns an empty list.
61     Parameters
62     -----
63     object_name : str
64         the name of the object to be found
65
66     Returns
67     -----
68     List[ImagePatch]
69         a list of ImagePatch objects matching object_name contained in the crop
70
71     Examples
72     -----
73     >>> # return the foo
74     >>> def execute_command(image) -> List[ImagePatch]:
75     >>>     image_patch = ImagePatch(image)
76     >>>     foo_patches = image_patch.find("foo")
77     >>>     return foo_patches
78     """
79     return find_in_image(self.cropped_image, object_name)
80
81 def exists(self, object_name: str) -> bool:
82     """Returns True if the object specified by object_name is found in the image, and
83     False otherwise.
84     Parameters
85     -----
86     object_name : str
87         A string describing the name of the object to be found in the image.
88
89     Examples
90     -----
91     >>> # Are there both foos and garply bars in the photo?
92     >>> def execute_command(image)->str:
93     >>>     image_patch = ImagePatch(image)
94     >>>     is_foo = image_patch.exists("foo")
95     >>>     is_garply_bar = image_patch.exists("garply bar")
96     >>>     return is_foo and is_garply_bar
97     """
98     return len(self.find(object_name)) > 0
99
100 def verify_property(self, object_name: str, visual_property: str) -> bool:
101     """Returns True if the object possesses the visual property, and False otherwise.
102     Differs from 'exists' in that it presupposes the existence of the object specified
103     by object_name, instead checking whether the object possesses the property.
104     Parameters
105     -----
106     object_name : str
107         A string describing the name of the object to be found in the image.
108     visual_property : str
109         A string describing the simple visual property (e.g., color, shape, material) to
110         be checked.
111
112     Examples
113     -----
114     >>> # Do the letters have blue color?
115     >>> def execute_command(image) -> str:
116     >>>     image_patch = ImagePatch(image)
117     >>>     letters_patches = image_patch.find("letters")
118     >>>     # Question assumes only one letter patch
119     >>>     return letters_patches[0].verify_property("letters", "blue")
120     """
121     return verify_property(self.cropped_image, object_name, property)
122
123 def compute_depth(self):
124     """Returns the median depth of the image crop
125     Parameters

```

```

122     -----
123     Returns
124     -----
125     float
126         the median depth of the image crop
127
128     Examples
129     -----
130     >>> # the bar furthest away
131     >>> def execute_command(image)->ImagePatch:
132     >>>     image_patch = ImagePatch(image)
133     >>>     bar_patches = image_patch.find("bar")
134     >>>     bar_patches.sort(key=lambda bar: bar.compute_depth())
135     >>>     return bar_patches[-1]
136     """
137     depth_map = compute_depth(self.cropped_image)
138     return depth_map.median()
139
140     def crop(self, left: int, lower: int, right: int, upper: int) -> ImagePatch:
141     """Returns a new ImagePatch cropped from the current ImagePatch.
142     Parameters
143     -----
144     left, lower, right, upper : int
145         The (left/lower/right/upper)most pixel of the cropped image.
146     -----
147     """
148     return ImagePatch(self.cropped_image, left, lower, right, upper)
149
150     def overlaps_with(self, left, lower, right, upper):
151     """Returns True if a crop with the given coordinates overlaps with this one,
152     else False.
153     Parameters
154     -----
155     left, lower, right, upper : int
156         the (left/lower/right/upper) border of the crop to be checked
157
158     Returns
159     -----
160     bool
161         True if a crop with the given coordinates overlaps with this one, else False
162
163     Examples
164     -----
165     >>> # black foo on top of the qux
166     >>> def execute_command(image) -> ImagePatch:
167     >>>     image_patch = ImagePatch(image)
168     >>>     qux_patches = image_patch.find("qux")
169     >>>     qux_patch = qux_patches[0]
170     >>>     foo_patches = image_patch.find("black foo")
171     >>>     for foo in foo_patches:
172     >>>         if foo.vertical_center > qux_patch.vertical_center
173     >>>             return foo
174     """
175     return self.left <= right and self.right >= left and self.lower <= upper and self.
upper >= lower
176
177
178     def best_image_match(list_patches: List[ImagePatch], content: List[str], return_index=False)
-> Union[ImagePatch, int]:
179     """Returns the patch most likely to contain the content.
180     Parameters
181     -----
182     list_patches : List[ImagePatch]
183     content : List[str]
184         the object of interest
185     return_index : bool
186         if True, returns the index of the patch most likely to contain the object
187

```

```

188     Returns
189     -----
190     int
191         Patch most likely to contain the object
192     """
193     return best_image_match(list_patches, content, return_index)
194
195
196 def distance(patch_a: ImagePatch, patch_b: ImagePatch) -> float:
197     """
198     Returns the distance between the edges of two ImagePatches. If the patches overlap, it
199     returns a negative distance
200     corresponding to the negative intersection over union.
201
202     Parameters
203     -----
204     patch_a : ImagePatch
205     patch_b : ImagePatch
206
207     Examples
208     -----
209     # Return the qux that is closest to the foo
210     >>> def execute_command(image):
211     >>>     image_patch = ImagePatch(image)
212     >>>     qux_patches = image_patch.find('qux')
213     >>>     foo_patches = image_patch.find('foo')
214     >>>     foo_patch = foo_patches[0]
215     >>>     qux_patches.sort(key=lambda x: distance(x, foo_patch))
216     >>>     return qux_patches[0]
217     """
218     return distance(patch_a, patch_b)
219
220 def get_patch_left_of(patch: ImagePatch) -> ImagePatch:
221     left_patch = get_patch_left_of(patch)
222     return left_patch
223
224 def get_patch_right_of(patch: ImagePatch) -> ImagePatch:
225     right_patch = get_patch_right_of(patch)
226     return right_patch
227
228 def get_patch_above_of(patch: ImagePatch) -> ImagePatch:
229     above_patch = get_patch_above_of(patch)
230     return above_patch
231
232 def get_patch_below_of(patch: ImagePatch) -> ImagePatch:
233     below_patch = get_patch_below_of(patch)
234     return below_patch
235
236 def get_patch_around_of(patch: ImagePatch) -> ImagePatch:
237     around_patch = get_patch_around_of(patch)
238     return around_patch
239
240 def sort_patches_left_to_right(list_patches: List[ImagePatch]) -> List[ImagePatch]:
241     """
242     Sorts patches according to their horizontal centers.
243
244     Parameters
245     -----
246     list_patches : List[ImagePatch]
247
248     Examples
249     -----
250     # Right foo
251     >>> def execute_command(image):
252     >>>     image_patch = ImagePatch(image)
253     >>>     foo_patches = image_patch.find('foo')
254     >>>     foo_patches = sort_patches_left_to_right(foo_patches)
255     >>>     right_foo_patch = foo_patches[-1]

```

```

255     >>>     return right_foo_patch
256     """
257     return sort_patches_left_to_right(list_patches)
258
259
260 def sort_patches_bottom_to_top(list_patches: List[ImagePatch]) -> List[ImagePatch]:
261     """
262     Sorts patches according to their vertical centers.
263
264     Parameters
265     -----
266     list_patches : List[ImagePatch]
267
268     Examples
269     -----
270     # Second bar from the top
271     >>> def execute_command(image):
272     >>>     image_patch = ImagePatch(image)
273     >>>     bar_patches = image_patch.find('bar')
274     >>>     bar_patches = sort_patches_bottom_to_top(bar_patches)
275     >>>     second_topmost_bar_patch = bar_patches[-2]
276     >>>     return second_topmost_bar_patch
277     """
278     return sort_patches_bottom_to_top(list_patches)
279
280
281 def sort_patches_front_to_back(list_patches: List[ImagePatch]) -> List[ImagePatch]:
282     """
283     Sorts patches according to how far from camera they are.
284
285     Parameters
286     -----
287     list_patches : List[ImagePatch]
288
289     Examples
290     -----
291     # Person in the back
292     >>> def execute_command(image):
293     >>>     image_patch = ImagePatch(image)
294     >>>     person_patches = image_patch.find('person')
295     >>>     person_patches = sort_patches_front_to_back(person_patches)
296     >>>     person_in_the_back = person_patches[-1]
297     >>>     return person_in_the_back
298     """
299     return sort_patches_front_to_back(list_patches)
300
301
302 def get_middle_patch(list_patches: List[ImagePatch]) -> ImagePatch:
303     """
304     Returns the middle patch.
305
306     Parameters
307     -----
308     list_patches : List[ImagePatch]
309
310     Examples
311     -----
312     # Middle ham
313     >>> def execute_command(image):
314     >>>     image_patch = ImagePatch(image)
315     >>>     ham_patches = image_patch.find('ham')
316     >>>     middle_ham_patch = get_middle_patch(ham_patches)
317     >>>     return middle_ham_patch
318     """
319     return get_middle_patch(list_patches)
320
321

```

```

322 def get_patch_closest_to_anchor_object(list_patches: List[ImagePatch], anchor_object:
ImagePatch) -> ImagePatch:
323     """
324     Returns the object from list_patches that is the closest to the anchor_object.
325
326     Parameters
327     -----
328     list_patches : List[ImagePatch]
329     anchor_object : ImagePatch
330
331     Examples
332     -----
333     # Foo next to bar
334     >>> def execute_command(image):
335     >>>     image_patch = ImagePatch(image)
336     >>>     foo_patches = image_patch.find('foo')
337     >>>     bar_patches = image_patch.find('bar')
338     >>>     bar_patch = bar_patches[0]
339     >>>     foo_next_to_bar_patch = get_patch_closest_to_anchor_object(foo_patches,
bar_patch)
340     >>>     return foo_next_to_bar_patch
341     """
342     return get_patch_closest_to_anchor_object(list_patches, anchor_object)
343
344
345 INSERT_IN_CONTEXT_EXAMPLES_HERE
346
347 Write a function using Python and the ImagePatch class (above) that could be executed to
provide an answer to the query.
348
349 Consider the following guidelines:
350 - Use base Python (comparison, sorting) for basic logical operations, left/right/up/down,
math, etc.
351 - Make sure to always return an ImagePatch object.
352 - Make sure that for all possible control flows, the program always returns an ImagePatch
object.
353 - ImagePatch class uses left and right to denote horizontal edges.
354 - ImagePatch class uses bottom and top to denote vertical edges.
355
356 INSERT_PREVIOUS_CODE_AND_ERROR_HERE
357
358 # INSERT_QUERY_HERE

```

### A.4.3 NExT-QA - ViperGPT API

```

1 import math
2
3 class ImagePatch:
4     """A Python class containing a crop of an image centered around a particular object, as
5     well as relevant information.
6     Attributes
7     -----
8     cropped_image : array_like
9         An array-like of the cropped image taken from the original image.
10    left, lower, right, upper : int
11        An int describing the position of the (left/lower/right/upper) border of the crop's
12        bounding box in the original image.
13
14    Methods
15    -----
16    find(object_name: str)->List[ImagePatch]
17        Returns a list of new ImagePatch objects containing crops of the image centered
18        around any objects found in the
19        image matching the object_name.
20    exists(object_name: str)->bool
21        Returns True if the object specified by object_name is found in the image, and False
22        otherwise.
23    verify_property(property: str)->bool
24        Returns True if the property is met, and False otherwise.
25    best_text_match(option_list: List[str], prefix: str)->str
26        Returns the string that best matches the image.
27    simple_query(question: str=None)->str
28        Returns the answer to a basic question asked about the image. If no question is
29        provided, returns the answer to "What is this?".
30    compute_depth()->float
31        Returns the median depth of the image crop.
32    crop(left: int, lower: int, right: int, upper: int)->ImagePatch
33        Returns a new ImagePatch object containing a crop of the image at the given
34        coordinates.
35    """
36
37    def __init__(self, image, left: int = None, lower: int = None, right: int = None, upper:
38    int = None):
39        """Initializes an ImagePatch object by cropping the image at the given coordinates
40        and stores the coordinates as
41        attributes. If no coordinates are provided, the image is left unmodified, and the
42        coordinates are set to the
43        dimensions of the image.
44        Parameters
45        -----
46        image : array_like
47            An array-like of the original image.
48        left, lower, right, upper : int
49            An int describing the position of the (left/lower/right/upper) border of the
50            crop's bounding box in the original image.
51        """
52        if left is None and right is None and upper is None and lower is None:
53            self.cropped_image = image
54            self.left = 0
55            self.lower = 0
56            self.right = image.shape[2] # width
57            self.upper = image.shape[1] # height
58        else:
59            self.cropped_image = image[:, lower:upper, left:right]
60            self.left = left
61            self.upper = upper
62            self.right = right
63            self.lower = lower
64
65        self.width = self.cropped_image.shape[2]
66        self.height = self.cropped_image.shape[1]

```

```

57     self.horizontal_center = (self.left + self.right) / 2
58     self.vertical_center = (self.lower + self.upper) / 2
59
60
61     def find(self, object_name: str) -> List[ImagePatch]:
62         """Returns a list of ImagePatch objects matching object_name contained in the crop
63         if any are found.
64         Otherwise, returns an empty list.
65         Parameters
66         -----
67         object_name : str
68             the name of the object to be found
69
70         Returns
71         -----
72         List[ImagePatch]
73             a list of ImagePatch objects matching object_name contained in the crop
74
75         Examples
76         -----
77         >>> # return the foo
78         >>> def execute_command(image) -> List[ImagePatch]:
79         >>>     image_patch = ImagePatch(image)
80         >>>     foo_patches = image_patch.find("foo")
81         >>>     return foo_patches
82         """
83         return find_in_image(self.cropped_image, object_name)
84
85     def exists(self, object_name: str) -> bool:
86         """Returns True if the object specified by object_name is found in the image, and
87         False otherwise.
88         Parameters
89         -----
90         object_name : str
91             A string describing the name of the object to be found in the image.
92
93         Examples
94         -----
95         >>> # Are there both foos and garply bars in the photo?
96         >>> def execute_command(image)->str:
97         >>>     image_patch = ImagePatch(image)
98         >>>     is_foo = image_patch.exists("foo")
99         >>>     is_garply_bar = image_patch.exists("garply bar")
100         >>>     return bool_to_yesno(is_foo and is_garply_bar)
101         """
102         return len(self.find(object_name)) > 0
103
104     def verify_property(self, object_name: str, visual_property: str) -> bool:
105         """Returns True if the object possesses the visual property, and False otherwise.
106         Differs from 'exists' in that it presupposes the existence of the object specified
107         by object_name, instead checking whether the object possesses the property.
108         Parameters
109         -----
110         object_name : str
111             A string describing the name of the object to be found in the image.
112         visual_property : str
113             A string describing the simple visual property (e.g., color, shape, material) to
114             be checked.
115
116         Examples
117         -----
118         >>> # Do the letters have blue color?
119         >>> def execute_command(image) -> str:
120         >>>     image_patch = ImagePatch(image)
121         >>>     letters_patches = image_patch.find("letters")
122         >>>     # Question assumes only one letter patch
123         >>>     return bool_to_yesno(letters_patches[0].verify_property("letters", "blue"))
124         """

```

```

121     return verify_property(self.cropped_image, object_name, property)
122
123     def best_text_match(self, option_list: List[str]) -> str:
124         """Returns the string that best matches the image.
125         Parameters
126         -----
127         option_list : str
128             A list with the names of the different options
129         prefix : str
130             A string with the prefixes to append to the options
131
132         Examples
133         -----
134         >>> # Is the foo gold or white?
135         >>> def execute_command(image)->str:
136         >>>     image_patch = ImagePatch(image)
137         >>>     foo_patches = image_patch.find("foo")
138         >>>     # Question assumes one foo patch
139         >>>     return foo_patches[0].best_text_match(["gold", "white"])
140         """
141         return best_text_match(self.cropped_image, option_list)
142
143     def simple_query(self, question: str = None) -> str:
144         """Returns the answer to a basic question asked about the image. If no question is
145         provided, returns the answer
146         to "What is this?". The questions are about basic perception, and are not meant to
147         be used for complex reasoning
148         or external knowledge.
149         Parameters
150         -----
151         question : str
152             A string describing the question to be asked.
153
154         Examples
155         -----
156         >>> # Which kind of baz is not fredding?
157         >>> def execute_command(image) -> str:
158         >>>     image_patch = ImagePatch(image)
159         >>>     baz_patches = image_patch.find("baz")
160         >>>     for baz_patch in baz_patches:
161         >>>         if not baz_patch.verify_property("baz", "fredding"):
162         >>>             return baz_patch.simple_query("What is this baz?")
163
164         >>> # What color is the foo?
165         >>> def execute_command(image) -> str:
166         >>>     image_patch = ImagePatch(image)
167         >>>     foo_patches = image_patch.find("foo")
168         >>>     foo_patch = foo_patches[0]
169         >>>     return foo_patch.simple_query("What is the color?")
170
171         >>> # Is the second bar from the left quxy?
172         >>> def execute_command(image) -> str:
173         >>>     image_patch = ImagePatch(image)
174         >>>     bar_patches = image_patch.find("bar")
175         >>>     bar_patches.sort(key=lambda x: x.horizontal_center)
176         >>>     bar_patch = bar_patches[1]
177         >>>     return bar_patch.simple_query("Is the bar quxy?")
178         """
179         return simple_query(self.cropped_image, question)
180
181     def compute_depth(self):
182         """Returns the median depth of the image crop
183         Parameters
184         -----
185         Returns
186         -----
187         float

```



```

187         the median depth of the image crop
188
189     Examples
190     -----
191     >>> # the bar furthest away
192     >>> def execute_command(image)->ImagePatch:
193     >>>     image_patch = ImagePatch(image)
194     >>>     bar_patches = image_patch.find("bar")
195     >>>     bar_patches.sort(key=lambda bar: bar.compute_depth())
196     >>>     return bar_patches[-1]
197     """
198     depth_map = compute_depth(self.cropped_image)
199     return depth_map.median()
200
201 def crop(self, left: int, lower: int, right: int, upper: int) -> ImagePatch:
202     """Returns a new ImagePatch cropped from the current ImagePatch.
203     Parameters
204     -----
205     left, lower, right, upper : int
206         The (left/lower/right/upper)most pixel of the cropped image.
207     -----
208     """
209     return ImagePatch(self.cropped_image, left, lower, right, upper)
210
211 def overlaps_with(self, left, lower, right, upper):
212     """Returns True if a crop with the given coordinates overlaps with this one,
213     else False.
214     Parameters
215     -----
216     left, lower, right, upper : int
217         the (left/lower/right/upper) border of the crop to be checked
218
219     Returns
220     -----
221     bool
222         True if a crop with the given coordinates overlaps with this one, else False
223
224     Examples
225     -----
226     >>> # black foo on top of the qux
227     >>> def execute_command(image) -> ImagePatch:
228     >>>     image_patch = ImagePatch(image)
229     >>>     qux_patches = image_patch.find("qux")
230     >>>     qux_patch = qux_patches[0]
231     >>>     foo_patches = image_patch.find("black foo")
232     >>>     for foo in foo_patches:
233     >>>         if foo.vertical_center > qux_patch.vertical_center
234     >>>             return foo
235     """
236     return self.left <= right and self.right >= left and self.lower <= upper and self.
237     upper >= lower
238
239 class VideoSegment:
240     """A Python class containing a set of frames represented as ImagePatch objects, as well
241     as relevant information.
242     Attributes
243     -----
244     video : torch.Tensor
245         A tensor of the original video.
246     start : int
247         An int describing the starting frame in this video segment with respect to the original
248         video.
249     end : int
250         An int describing the ending frame in this video segment with respect to the original
251         video.
252     num_frames->int
253         An int containing the number of frames in the video segment.

```

```

251
252 Methods
253 -----
254 frame_iterator->Iterator[ImagePatch]
255 trim(start, end)->VideoSegment
256 Returns a new VideoSegment containing a trimmed version of the original video at the [
start, end] segment.
257 select_answer(info, question, options)->str
258 Returns the answer to the question given the options and additional information.
259 """
260
261 def __init__(self, video: torch.Tensor, start: int = None, end: int = None, parent_start
=0, queues=None):
262     """Initializes a VideoSegment object by trimming the video at the given [start, end]
times and stores the
263     start and end times as attributes. If no times are provided, the video is left
unmodified, and the times are
264     set to the beginning and end of the video.
265
266     Parameters
267     -----
268     video : torch.Tensor
269     A tensor of the original video.
270     start : int
271     An int describing the starting frame in this video segment with respect to the
original video.
272     end : int
273     An int describing the ending frame in this video segment with respect to the
original video.
274     """
275
276     if start is None and end is None:
277         self.trimmed_video = video
278         self.start = 0
279         self.end = video.shape[0] # duration
280     else:
281         self.trimmed_video = video[start:end]
282     if start is None:
283         start = 0
284     if end is None:
285         end = video.shape[0]
286     self.start = start + parent_start
287     self.end = end + parent_start
288
289     self.num_frames = self.trimmed_video.shape[0]
290
291 def frame_iterator(self) -> Iterator[ImagePatch]:
292     """Returns an iterator over the frames in the video segment."""
293     for i in range(self.num_frames):
294         yield ImagePatch(self.trimmed_video[i], self.start + i)
295
296 def trim(self, start: Union[int, None] = None, end: Union[int, None] = None) ->
VideoSegment:
297     """Returns a new VideoSegment containing a trimmed version of the original video at
the [start, end]
298     segment.
299
300     Parameters
301     -----
302     start : Union[int, None]
303     An int describing the starting frame in this video segment with respect to the
original video.
304     end : Union[int, None]
305     An int describing the ending frame in this video segment with respect to the
original video.
306
307     Examples
308     -----

```

```

309     >>> # Return the second half of the video
310     >>> def execute_command(video):
311     >>> video_segment = VideoSegment(video)
312     >>> video_second_half = video_segment.trim(video_segment.num_frames // 2,
video_segment.num_frames)
313     >>> return video_second_half
314     """
315     if start is not None:
316         start = max(start, 0)
317     if end is not None:
318         end = min(end, self.num_frames)
319
320     return VideoSegment(self.trimmed_video, start, end, self.start)
321
322 def select_answer(self, info: dict, question: str, options: List[str]) -> str:
323     return select_answer(self.trimmed_video, info, question, options)
324
325 def __repr__(self):
326     return "VideoSegment({}, {})".format(self.start, self.end)
327
328 def simple_query(self, question) -> str:
329     """Ask a simple question about the video.
330
331     Examples
332     -----
333     # why does X happen?
334     # possible_answers: ['answer1', 'answer2', 'answer3', 'answer4', 'answer5']
335     def execute_command(video, question, possible_answers)->[str, dict]:
336         # Create a video segment object
337         video_segment = VideoSegment(video)
338         # The question is simple, so just ask
339         info = video_segment.simple_query("why does X happen?")
340         # Choose the answer among given possible answers
341         answer = select_answer(info, question, possible_answers)
342         return answer
343     """
344     answer = simple_query(question)
345     return answer
346
347
348 def best_image_match(list_patches: List[ImagePatch], content: List[str], return_index=False)
-> Union[ImagePatch, int]:
349     """Returns the patch most likely to contain the content.
350     Parameters
351     -----
352     list_patches : List[ImagePatch]
353     content : List[str]
354         the object of interest
355     return_index : bool
356         if True, returns the index of the patch most likely to contain the object
357
358     Returns
359     -----
360     int
361         Patch most likely to contain the object
362     """
363     return best_image_match(list_patches, content, return_index)
364
365
366 def distance(patch_a: ImagePatch, patch_b: ImagePatch) -> float:
367     """
368     Returns the distance between the edges of two ImagePatches. If the patches overlap, it
369     returns a negative distance
370     corresponding to the negative intersection over union.
371
372     Parameters
373     -----
374     patch_a : ImagePatch

```

```

374 patch_b : ImagePatch
375
376 Examples
377 -----
378 # Return the qux that is closest to the foo
379 >>> def execute_command(image):
380 >>>     image_patch = ImagePatch(image)
381 >>>     qux_patches = image_patch.find('qux')
382 >>>     foo_patches = image_patch.find('foo')
383 >>>     foo_patch = foo_patches[0]
384 >>>     qux_patches.sort(key=lambda x: distance(x, foo_patch))
385 >>>     return qux_patches[0]
386 """
387 return distance(patch_a, patch_b)
388
389
390 def bool_to_yesno(bool_answer: bool) -> str:
391     return "yes" if bool_answer else "no"
392
393
394 def select_answer(info: str, question: question, possible_answers: str) -> str:
395     """Given an info, question and possible answers, select the correct answer.
396
397     Examples
398     -----
399     # what does man do at the end of the video
400     # possible_answers: ['answer1', 'answer2', 'answer3', 'answer4', 'answer5']
401     def execute_command(video, question, possible_answers)->[str, dict]:
402         # Create a video segment object
403         video_segment = VideoSegment(video)
404         # Caption last frame of the video (end of video)
405         last_frame = ImagePatch(video_segment, -1)
406         last_caption = last_frame.simple_query("What is this?")
407         men = last_frame.find("man")
408         if len(men) == 0:
409             men = [last_frame]
410         man = men[0]
411         man_action = man.simple_query("What is the man doing?")
412         # Answer the question. Remember to create the info dictionary
413         info = {
414             "Caption of last frame": last_caption,
415             "Man looks like he is doing": man_action
416         }
417         answer = video_segment.select_answer(info, question, possible_answers)
418         return answer, info
419     """
420
421
422 INSERT_IN_CONTEXT_EXAMPLES_HERE
423
424
425 Write a function using Python and the VideoSegment class (above) that could be executed to
426 provide an answer to the query.
427
428 Consider the following guidelines:
429 - Use base Python (comparison, sorting) for basic logical operations, left/right/up/down,
430   math, etc.
431
432 INSERT_PREVIOUS_CODE_AND_ERROR_HERE
433 # INSERT_QUERY_HERE

```

#### A.4.4 NExT-QA - Abstract API

```

1 import math
2
3
4 class VideoSegment:
5     """A Python class containing a video, as well as relevant information.
6     Attributes
7     -----
8     video : np.ndarray
9     A tensor of the original video.
10    start : int
11    An int describing the starting frame in this video segment with respect to the original
12    video.
13    end : int
14    An int describing the ending frame in this video segment with respect to the original
15    video.
16    num_frames->int
17    An int containing the number of frames in the video segment.
18
19    Methods
20    -----
21    trim(start, end)->VideoSegment
22    Returns a new VideoSegment containing a trimmed version of the original video at the [
23    start, end] segment.
24    select_answer(info, question, possible_answers)->str
25    Returns the answer to the question given the possible answers and additional information
26    .
27    """
28
29 def __init__(self, video: np.ndarray, start: int = None, end: int = None, parent_start
30 =0, queues=None):
31     """Initializes a VideoSegment object by trimming the video at the given [start, end]
32     times and stores the
33     start and end times as attributes. If no times are provided, the video is left
34     unmodified, and the times are
35     set to the beginning and end of the video.
36
37     Parameters
38     -----
39     video : np.ndarray
40     A tensor of the original video.
41     start : int
42     An int describing the starting frame in this video segment with respect to the
43     original video.
44     end : int
45     An int describing the ending frame in this video segment with respect to the
46     original video.
47     """
48
49     if start is None and end is None:
50         self.trimmed_video = video
51         self.start = 0
52         self.end = video.shape[0] # duration
53     else:
54         self.trimmed_video = video[start:end]
55     if start is None:
56         start = 0
57     if end is None:
58         end = video.shape[0]
59     self.start = start + parent_start
60     self.end = end + parent_start
61
62     self.num_frames = self.trimmed_video.shape[0]
63
64 def trim(self, start: Union[int, None] = None, end: Union[int, None] = None) ->
65 VideoSegment:

```

```

56     """Returns a new VideoSegment containing a trimmed version of the original video at
57     the [start, end]
58     segment.
59
60     Parameters
61     -----
62     start : Union[int, None]
63         An int describing the starting frame in this video segment with respect to the
64         original video.
65     end : Union[int, None]
66         An int describing the ending frame in this video segment with respect to the
67         original video.
68
69     Examples
70     -----
71     >>> # Return the second half of the video
72     >>> def execute_command(video):
73     >>>     video_segment = VideoSegment(video)
74     >>>     video_second_half = video_segment.trim(video_segment.num_frames // 2,
75     video_segment.num_frames)
76     >>>     return video_second_half
77     """
78     if start is not None:
79         start = max(start, 0)
80     if end is not None:
81         end = min(end, self.num_frames)
82
83     return VideoSegment(self.trimmed_video, start, end, self.start)
84
85 def get_video_segment_of_event(self, event) -> VideoSegment:
86     return get_video_segment_of_event(event)
87
88 def get_video_segment_before_event(self, event) -> VideoSegment:
89     return get_video_segment_before_event(event)
90
91 def get_video_segment_after_event(self, event) -> VideoSegment:
92     return get_video_segment_after_event(event)
93
94 def caption_video(self, question) -> str:
95     return caption_video(question)
96
97 def simple_query(self, question) -> str:
98     """Ask a simple question about the video.
99
100     Examples
101     -----
102     # why does X happen?
103     # possible_answers: ['answer1', 'answer2', 'answer3', 'answer4', 'answer5']
104     def execute_command(video, question, possible_answers)->[str, dict]:
105         # Create a video segment object
106         video_segment = VideoSegment(video)
107         # The question is simple, so just ask
108         info = video_segment.simple_query("why does X happen?")
109         # Choose the answer among given possible answers
110         answer = select_answer(info, question, possible_answers)
111         return answer
112     """
113     answer = simple_query(question)
114     return answer
115
116 def select_answer(info: str, question: question, possible_answers: str) -> str:
117     """Given an info, question and possible answers, select the correct answer.
118
119     Examples
120     -----
121     # what does person A do after event X?
122     # possible_answers: ['answer1', 'answer2', 'answer3', 'answer4', 'answer5']

```

```
120     def execute_command(video, question, possible_answers)->[str, dict]:
121         # Create a video segment object
122         video_segment = VideoSegment(video)
123         # Get video segment after event X
124         video_segment_after = video_segment.get_video_segment_after_event("event X")
125         # Ask what the person A is doing
126         info = video_segment_after.caption_video("What is person A doing?")
127         # Choose the answer among given possible answers
128         answer = select_answer(info, question, possible_answers)
129         return answer
130     """
131
132
133 INSERT_IN_CONTEXT_EXAMPLES_HERE
134
135 Write a function using Python and the VideoSegment class (above) that could be executed to
136 provide an answer to the query.
137
138 Consider the following guidelines:
139 - Use base Python (comparison, sorting) for basic logical operations, left/right/up/down,
140   math, etc.
141 - The input to your program is a video, question and possible answers.
142 - Always start your function by creating a 'video_segment = VideoSegment(video)' object.
143
144 INSERT_PREVIOUS_CODE_AND_ERROR_HERE
145
146 # INSERT_QUERY_HERE
```