

Dichroic cavity mode splitting and lifetimes from interactions with a ferromagnetic metal

Henning G. Hugdal,* Eirik Jaccheri Høydalsvik,* and Sol H. Jacobsen
*Center for Quantum Spintronics, Department of Physics, NTNU,
 Norwegian University of Science and Technology, NO-7491 Trondheim, Norway*

We study the effect of ferromagnetic metals (FM) on the circularly polarized modes of an electromagnetic cavity and show that broken time-reversal symmetry leads to a dichroic response of the cavity modes. With one spin-split band, the Zeeman coupling between the FM electrons and cavity modes leads to an anticrossing for mode frequencies comparable to the spin splitting. However, this is only the case for one of the circularly polarized modes, while the other is unaffected by the FM, allowing for the determination of the spin-splitting of the FM using polarization-dependent transmission experiments. Moreover, we show that for two spin-split bands, also the lifetimes of the cavity modes display a polarization-dependent response. The change in photon lifetimes can be understood as a suppression due to level attraction with a continuum of Stoner modes with the same wavevector. The reduced lifetime of modes of only one polarization could potentially be used to engineer and control circularly polarized cavities.

In polarization-dependent absorption and transmission experiments, a material is driven by an external circularly polarized light wave. If the transmitted intensity for left- and right-handed photons is different, the material displays circular dichroism (CD) [1–3]. Photons with different chirality are related by time-reversal symmetry (TRS) [4], and CD can therefore be used to study spontaneously broken or induced TRS-breaking systems, e.g. from an external magnetic field. As such, CD has been widely used to gain information about the spin and angular momentum of the electronic bands in ferromagnets [1, 5, 6].

Resonance experiments in electromagnetic cavities provide an alternative, undriven approach to gaining information about electronic systems [7, 8], and are used to investigate light-matter coupling [9–17]. Cavity photons interact with particles (e.g. electrons, magnons, phonons, excitons) characterizing a material, and may lead to hybridized light-matter states [14–19]. The coupling is inversely proportional to the square root of the cavity volume, and reducing the volume can therefore increase the coupling by several orders of magnitude [16]. In this way, strong coupling between a cavity and magnetic systems [10–12, 20–22] has been achieved experimentally, giving rise to magnon-polariton modes, and may induce attractive electron-electron self-interactions in a normal metal [23, 24]. Moreover, cavity photons can mediate interactions between spatially separated magnetic systems [25–27], ferromagnets and superconductors [28, 29], quantum wells [30, 31], and magnets and superconducting qubits [32–34], opening possible applications in quantum information [17, 35].

Light-matter coupling can lead to effective interactions between cavity modes mediated by, e.g., electrons or magnons of a matter-system. This can lead to changes in the cavity resonance frequencies, which can be measured in reflection and transmission experiments [10–12, 36]. Measuring cavity photons can therefore indirectly probe equilibrium properties of the material placed in the cavity, allowing for the detection of topological phase transitions [37], for example. While electromagnetic cavities utilizing linearly polarized light are ubiquitous, others that excite circularly polarized photons have been developed more recently [38–40]. We show that these offer new

directions for cavity engineering, probing TRS-breaking systems without external drives, and measuring extremely small spin splittings.

In particular, we study circular dichroism associated with cavities interacting with spin-split metallic systems, such as a ferromagnetic metal (FM), [see Fig. 1(a)]. Using a single-band model, we show that cavity modes with energies close to the spin splitting couple strongly to electrons for one polarization. This gives an anticrossing in the spectrum, while the oppositely polarized modes are unaffected by the electronic system. Hence, the resonance frequencies are split in a similar way as for magnons [41] and excitons [42] in spin-split systems, and as was recently observed experimentally [43]. By introducing a second spin-split band, we show that, despite the same underlying dichroic mechanism [Fig. 1(b)], a difference in effective masses for the bands leads to a range of allowed transition frequencies for zero momentum transfer. In addition to renormalized resonance peaks, this gives polarization-dependent suppression of the cavity modes over a wide range of system parameters, not possible when coupling to magnons or excitons. Hence, we suggest that interactions between cavity modes and spin-split metals can be used to uniquely control the difference in resonance frequency and life-

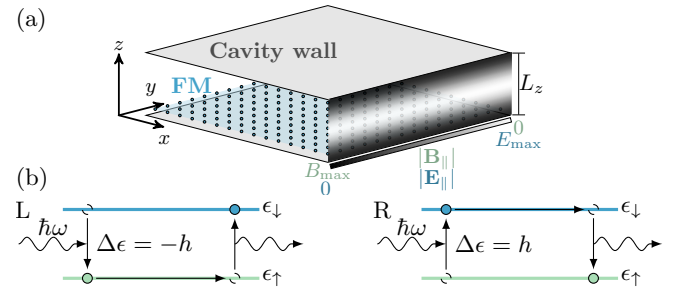


FIG. 1. (a) Electromagnetic cavity containing a thin FM. Variation of in-plane magnitudes for the magnetic and electric field is illustrated for the $n_z = 1$ modes. (b) The change in energy is opposite when scattering left- (L) and right- (R) circularly polarized photons on spin-up (\uparrow) and -down (\downarrow) electrons, allowing only one polarization to interact resonantly.

time between left- and right-handed cavity modes. This paves the way for cavity devices with large, magnetically tunable CD signals, controlling spin signals [13, 44, 45] and magnon entanglement [46] for spintronics and quantum information applications, frequency-dependent linear-to-circular polarization converters [47–49], and non-invasive cavity engineering [50].

Theory. We consider a FM placed in a rectangular electromagnetic cavity with dimensions $L_z \ll L_x, L_y$ [Fig. 1(a)]. Due to the variation of the electric and magnetic field components in the cavity, the vertical placement of the FM determines the relative strength of the coupling channels between cavity and FM-electrons. We write the cavity theory in a circularly polarized basis, and consider how the coupling to the FM compares for spin-split single and two-band models.

The system is described by the imaginary time action $S = S_p + S_{el} + S_{int}$, where the first two terms represent the non-interacting photons and electrons, parameterized by complex fields $a_{ql}^{(\dagger)}$ and Grassmann fields $c_{kb}^{(\dagger)}$, respectively [51, 52]. Here, $l \in \{L, R\}$ denotes the left- and right-handed circular polarization, and we have included the frequency-dependency of the cavity fields in the four-vector $q = (\Omega_n, \mathbf{q})$, with bosonic Matsubara frequency Ω_n and wavevector \mathbf{q} . For the electron fields, the index $b = (\sigma, \nu)$ classifies spin up(down) $\sigma = \pm 1$ and band number ν , and $k = (\omega_n, \mathbf{k})$ with fermionic Matsubara frequency ω_n , and wavevector \mathbf{k} .

A general interaction between electrons and cavity photons to first order in bosonic fields is

$$S_{int} = \sqrt{\frac{k_B T}{\hbar}} \sum_{k'k} \sum_{lbb'} g_{\mathbf{k}-\mathbf{k}'}^{lbb'} c_{kb}^\dagger c_{k'b'} (a_{k-k'l} + a_{k'-k\bar{l}}^\dagger), \quad (1)$$

where $\bar{L}(\bar{R}) = R(L)$, with time-reversal symmetric interaction matrix, $(g_{\mathbf{q}}^{lbb'})^\dagger = g_{-\mathbf{q}}^{\bar{l}bb'}$, Boltzmann constant k_B , Planck constant \hbar , and temperature T . For simplicity we assume the interaction does not depend on the electron momentum \mathbf{k} . Moreover, since we are interested in the dichroic response of photons to the presence of an FM, we exclude interactions with $b = b'$, which couple equally to L- and R-photons in the dipole limit, $\mathbf{q} \rightarrow 0$. The full action is then [29, 53]

$$S = \sum_{ql} (-i\hbar\Omega_n + \hbar\omega_{\mathbf{q}}) a_{al}^\dagger a_{ql} - \sum_{kk'bb'} c_{kb}^\dagger \mathcal{G}_{kk';bb'}^{-1} c_{k'b'}, \quad (2)$$

with $\omega_{\mathbf{q}} = c|\mathbf{q}|$, speed of light c , and $\mathcal{G}_{kk';bb'}^{-1} = G_{kb}^{-1} \delta_{kk'} \delta_{bb'} + \chi_{kk';bb'}$, where $G_{kb}^{-1} = i\hbar\omega_n - \epsilon_{kb}$ and $\chi_{kk';bb'} = -\sqrt{k_B T/\hbar} \sum_l g_{\mathbf{k}-\mathbf{k}'}^{lbb'} (a_{k-k'l} + a_{k'-k\bar{l}}^\dagger)$. Single-particle energies ϵ_{kb} will be specified for the one- and two-band models.

The effective photon theory can be analyzed by integrating out the electronic bands. Performing the Gaussian path integral over electron fields and expanding the resulting action to second order in the electron-photon interaction strength [51], we get the photon-photon interaction [54]

$$\delta S_p = \frac{k_B T}{2} \sum_{qkl'l'b'b'} \frac{g_{\mathbf{q}}^{lbb'} g_{-\mathbf{q}}^{l'b'b'} (a_{ql} + a_{-q\bar{l}}^\dagger) (a_{-q'l'} + a_{q\bar{l}'}^\dagger)}{(i\hbar\omega_n + i\hbar\Omega_n - \epsilon_{\mathbf{k}+\mathbf{q}b}) (i\hbar\omega_n - \epsilon_{\mathbf{k}b'})}. \quad (3)$$

This leads to various coupling terms between the cavity modes, with the exact form depending on the matrix elements $g_{\mathbf{q}}^{lbb'}$.

Spin-split single-band model. An FM is often modeled as a free-electron gas, with exchange splitting h giving the energy difference between spin directions σ [55],

$$\epsilon_{\mathbf{k}\sigma} = \frac{\hbar^2 \mathbf{k}^2}{2m} - \mu - \sigma \frac{h}{2} \equiv \epsilon_{\mathbf{k}} - \sigma \frac{h}{2}, \quad (4)$$

with chemical potential μ and electron mass m . When the FM is placed at $z \approx 0$, the relevant electron-phonon interaction is due to the Zeeman coupling,

$$g_{\mathbf{q}}^{l\sigma\sigma'} = \tilde{g}_{\mathbf{q}} \delta_{lL} \delta_{\sigma\uparrow} \delta_{\sigma'\downarrow} + \tilde{g}_{-\mathbf{q}}^* \delta_{lR} \delta_{\sigma\downarrow} \delta_{\sigma'\uparrow}, \quad (5)$$

with coupling strength $\tilde{g}_{\mathbf{q}}$. Inserting into Eq. (3), the effective photon theory and inverse Green's function become

$$S_p^{\text{eff}} = - \sum_q \begin{pmatrix} a_{qL}^\dagger & a_{-qR} \end{pmatrix} \mathcal{D}_q^{-1} \begin{pmatrix} a_{qL} \\ a_{-qR}^\dagger \end{pmatrix}, \quad (6)$$

$$\mathcal{D}_q^{-1} = \begin{bmatrix} i\hbar\Omega_n - \hbar\omega_{\mathbf{q}} - \Pi_q & -\Pi_q \\ -\Pi_q & -i\hbar\Omega_n - \hbar\omega_{\mathbf{q}} - \Pi_q \end{bmatrix}, \quad (7)$$

with self-energy Π_q , to be determined. Note that R-fields enter with negative frequency argument here.

S_p^{eff} comprises two types of self-energy terms. The first describes processes that shift the resonance frequency of the renormalized photons $a_{qL}^\dagger a_{qL}$ and $a_{-qR}^\dagger a_{-qR}$. The second, off-diagonal terms in \mathcal{D}_q^{-1} , create/annihilate photon pairs with opposite handedness and momentum, $a_{-qR}^\dagger a_{qL}^\dagger$ and $a_{qL} a_{-qR}$. This hybridizes the photons, leading to new cavity states with mixed polarization, with eigenstates found by diagonalization. To probe dichroism, we derive the effective theory for the L- and R-photons, which are the states probed in transmission experiments involving only one photon polarization.

Changes to the resonance frequencies of the circularly polarized states can be found from the photon Green's functions. Inverting the matrix in Eq. (7), we find the renormalized Green's functions for the L- and R-modes [51],

$$D_q^{L/R} = \frac{i\hbar\Omega_n + \hbar\omega_{\mathbf{q}} + \Pi_{\pm q}}{(i\hbar\Omega_n)^2 - (\hbar\omega_{\mathbf{q}})^2 - 2\hbar\omega_{\mathbf{q}} \Pi_{\pm q}}. \quad (8)$$

If Π_q is even in q , $D_q^{L(R)}$ become identical. A necessary condition for CD is therefore that the photon self-energy $\Pi_q \neq \Pi_{-q}$. In the dipole approximation, $\mathbf{q} \rightarrow 0$, this simplifies to Π_q not being even in frequency.

Using Eqs. (4) and (5), we find

$$\Pi_q = k_B T |\tilde{g}_{\mathbf{q}}|^2 \sum_k G_{k+q\uparrow} G_{k\downarrow} = - \frac{|\tilde{g}_{\mathbf{q}}|^2 \delta N}{i\hbar\Omega_n + h}. \quad (9)$$

In the last equality we inserted the bare electron Green's functions $G_{k\sigma}$, performed the Matsubara summation [51], and used the dipole approximation in the electron dispersion relations. We also defined the difference in occupation between spin-up and spin-down bands, $\delta N = \sum_{\mathbf{k}} [n_F(\epsilon_{\mathbf{k}\uparrow}) - n_F(\epsilon_{\mathbf{k}\downarrow})]$, with

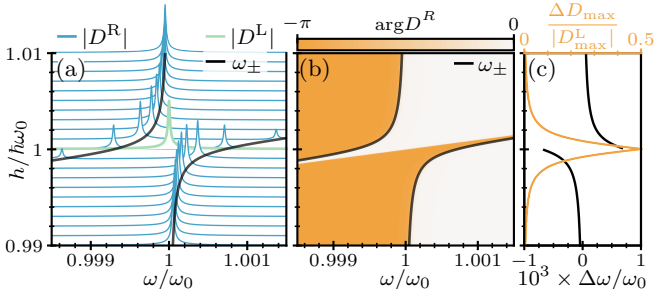


FIG. 2. (a) Absolute value and (b) phase of the propagator (8) for R-photons (blue), with $\delta/\omega_0 = 10^{-5}$ and $\kappa/\omega_0 = 5 \times 10^{-7}$, compared with the analytic solution (10) (black). For spin-splitting close to $\hbar\omega_0$ there is an anticrossing, shifting the resonance frequencies away from ω_0 . L-photons (green) are unaffected by the FM. (c) Difference between dominant L- and R-photon resonance frequencies (black) and peak heights (orange).

Fermi-Dirac distribution $n_F(\epsilon) = [e^{\beta\epsilon/\hbar} + 1]^{-1}$. When both bands are partly filled, $\delta N \propto h$ to leading order. Inserting Eq. (9) into Eq. (8), and analytically continuing to real frequencies, $i\Omega_n \rightarrow \omega + i\delta$ with $\delta = 0^+$, yields photon propagators D_q^l expressed in real frequencies. The resonances of the cavity photons are given by the roots of the denominator of the propagators, a cubic equation in ω . However, since the resonances are at $\omega = \omega_{\mathbf{q}} \equiv \omega_0$ when the light-matter coupling is zero, we neglect negative frequency solutions by letting $\omega + \omega_{\mathbf{q}} \rightarrow 2\omega_{\mathbf{q}}$. The root equation reduces to second order in frequency, with solutions

$$\omega_{\pm} = \frac{\omega_{\mathbf{q}}}{2} - l\frac{\omega_h}{2} \pm \frac{1}{2}\sqrt{(\omega_{\mathbf{q}} + l\omega_h)^2 - 4l\kappa\omega_h}, \quad (10)$$

where $\omega_h \equiv h/\hbar$ is the spin-splitting frequency, and $\kappa \equiv |\tilde{g}_{\mathbf{q}}|^2 \delta N / h\hbar$ is the effective photon-photon coupling.

Eq. (10) shows that cavity photons interacting with a spin-split electron band have two separate resonances for left-handed ($l = 1$) and right-handed ($l = -1$) photons, and hence a polarization-dependent transmission spectrum. Therefore, the system displays CD for sufficiently strong coupling κ when $\omega_{\mathbf{q}} \sim \omega_h$. This is evident in Fig. 2(a), showing the resonance frequencies [Eq. (10)] and exact propagators [Eq. (8)]. The analytical and numerical results are in excellent agreement, showing an anticrossing for R-photons when $h \sim \hbar\omega_0$, and none for L-photons, leading to a finite peak splitting and different peak intensities [Fig. 2(c)]. The anticrossing can be understood as a hybridization between cavity modes and a zero-momentum Stoner boson [55, 56], and is therefore qualitatively similar to coupling to other bosonic modes, i.e., magnons [41] and excitons [42] in TRS-broken systems.

The difference between the L- and R-photon spectra is explained by the on-shell scattering process illustrated in Fig. 1(b): An R-photon can flip electron spin from up to down. Hence, for $\epsilon_{\downarrow} - \epsilon_{\uparrow} = h > 0$, these can interact resonantly with the FM when $\hbar\omega \sim h$, leading to an energy shift. However, L-photons flip electron spin from down to up, and the resulting change in electron and photon energy have opposite sign.

Hence, the resonance condition can never be fulfilled, leaving L-photons unaffected by the presence of the FM. The strong interaction and avoided crossing is due to the fact that the energy difference between the spin bands is constant, leading to a simple pole in the photon self-energy, Eq. (9).

Two spin-split bands. The only light-matter interaction relevant for dichroism with a single band is the magnetic dipole coupling. Since electric dipole coupling is several orders of magnitude stronger [17, 29], additional bands may lead to stronger dichroism. Different effective masses of multiple bands yield momentum-dependent energy gaps and more complicated photon self-energies. In addition to the spin-split band $\epsilon_{\mathbf{k}\sigma}$ ($\nu = 1$) in Eq. (4), consider a second band,

$$\xi_{\mathbf{k}\sigma} = \frac{\hbar^2 \mathbf{k}^2}{2m} \gamma - \mu - \frac{H}{2} \sigma + \Delta, \quad (\nu = 2),$$

where γ determines the relative effective mass, and H and Δ are the exchange splitting and energy shift of the second band. As an example, we assume that L-photons scatter spin-down electrons in one band (ν) to spin-up states in the other band ($\bar{\nu}$), while R-photons scatter electrons from spin-up to spin-down states in different bands [57]

$$g_{\mathbf{q}}^{l\sigma'\nu\nu'} = \delta_{\bar{\sigma}'\sigma} \delta_{\bar{\nu}'\nu} [\tilde{g}_{\mathbf{q}} \delta_{lL} \delta_{\sigma'\downarrow} + \tilde{g}_{-\mathbf{q}}^* \delta_{lR} \delta_{\sigma'\uparrow}].$$

Here, we have neglected intraband spin-conserving scattering, since this would affect both photon polarizations in the same way. Inserting this interaction matrix into Eq. (3) and performing the Matsubara frequency and momentum sums at $T = 0$, after analytically continuing to real photon frequencies ω [52], we find the self-energy [54]

$$\Pi_{lq} = \hbar\kappa \sum_{\sigma\nu} \frac{(-1)^\nu}{1-\gamma} \sqrt{\frac{\epsilon_{\nu\sigma}}{\mu}} \left[1 - \sqrt{\frac{\Theta_\sigma}{\epsilon_{\nu\sigma}}} \arctan \sqrt{\frac{\epsilon_{\nu\sigma}}{\Theta_\sigma}} \right]. \quad (11)$$

Here we have used the dipole approximation in the electron dispersion relations, and defined $\epsilon_{1\sigma} = \mu + \frac{\hbar\sigma}{2}$, $\epsilon_{2\sigma} = (\mu - \Delta - \frac{H\sigma}{2})/\gamma$, and $\Theta_\sigma \equiv \frac{\sigma}{\gamma-1} (l\hbar\omega + i\delta + \frac{\hbar+H}{2}\sigma + \sigma\Delta)$. The coupling strength $\kappa \equiv \sqrt{2\mu m^3} |\tilde{g}_{\mathbf{q}}|^2 V_{\text{el}} / \pi^2 \hbar^4$, where V_{el} is the FM volume.

The expression in square brackets in Eq. (11) is complex for $-\epsilon_{\nu\sigma} < \Theta_\sigma < 0$, with diverging real part as $\Theta_\sigma \rightarrow -\epsilon_{\nu\sigma}$. To understand the physical origin of this behavior, we solve for ω in the two cases $\text{Re } \Theta_\sigma = (0, -\epsilon_{\nu\sigma})$. In the former, the frequencies $\hbar\Omega_{0\sigma} = -l\sigma (\frac{\hbar+H}{2}\sigma + \Delta)$, corresponding to energy difference $\epsilon_{\mathbf{k}\sigma} - \xi_{\mathbf{k}\bar{\sigma}}$ for $\mathbf{k} = 0$. In the latter,

$$\hbar\Omega_{\nu\sigma} = l\sigma \left[(1-\gamma)\mu - \Delta - \frac{\gamma\hbar + H}{2}\sigma \right] \gamma^{1-\nu}, \quad (12)$$

corresponding to the energy difference evaluated at the Fermi level of the various bands. This reflects the fact that a photon can resonantly scatter an electron from one band to another if the photon frequency is within the range of energy differences between the initial and final band, as illustrated by the shaded regions between bands in Fig. 3(a). Moreover, a scattering

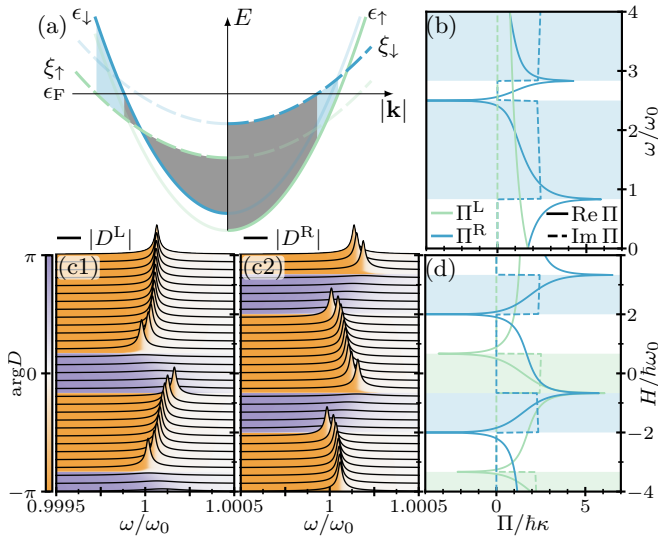


FIG. 3. (a) Band dispersion and (b) resulting self-energy $\Pi(\omega)$ for L- and R-photons when $\mu/\omega_0 = 15$, $\Delta/\omega_0 = 9$, $h = 2\hbar\omega_0$, $H = 3\hbar\omega_0$, $\gamma = 1/3$, and $\delta/\omega_0 = 10^{-5}$. Blue (gray) shading show regions of allowed (suppressed) scattering for R-photons, while there are no allowed regions for L-photons for these parameters. (c) Photon resonances and phase vs. spin-splitting H , and (d) corresponding self-energies evaluated at the bare cavity frequency ω_0 , with $\kappa/\omega_0 = 5 \times 10^{-5}$ and parameters as above.

process is not allowed if the final state is below the Fermi level ϵ_F [gray areas in Fig. 3(a)], restricting scattering to positive frequencies between $\Omega_{1\sigma}$ and $\Omega_{2\sigma}$. For R-modes this corresponds to the blue-shaded areas, while there are no allowed resonant scattering processes for L-modes.

The variation of the photon self-energy with photon frequency is shown in Fig. 3(b), where the blue shaded areas correspond to the range of allowed frequencies shown in Fig. 3(a). The self-energy for R-photons has diverging real part at the edges of the ranges of allowed frequencies, and finite imaginary part within the intervals due to the different effective masses, thus reducing the lifetime of the cavity modes. For L-photons, with no range of allowed frequencies for these specific parameters, the self-energy is neither complex nor diverging. Generally, both L- and R-photons can have ranges of allowed frequencies. For identical effective masses ($\gamma = 1$), we have $\Omega_{\nu\sigma} = \Omega_{0\sigma}$, and the self-energy has simple poles at $\omega = \Omega_{0\sigma}$, with effective coupling strength determined by the differences in particle numbers between the bands. Therefore, this special case can yield similar results to the one-band model.

For certain frequency ranges, the new self-energies, affected by a difference in effective masses, has interesting consequences for the response of the cavity photons. For $\gamma = 1$, the simple pole gives a very narrow non-trivial frequency range, set by the effective coupling κ . For shifts of the photon resonances, which depend on the real part of the self-energy, this is also the case when $\gamma \neq 1$. However, the multiple relevant frequencies $\Omega_{\nu\sigma}$ [Eq. (12)] give more possibilities for achieving a good match between the cavity and spin-split ma-

terial, as seen in Fig. 3(c). Moreover, the imaginary part of the self-energy [Fig. 3(d)] is potentially finite within a range of frequencies, and could lead to suppressed lifetimes for a large number of cavity modes or specific modes over a wide range of system parameters. This is illustrated in Fig. 3(c), where either the L- or R-modes are suppressed for a range of values of spin-splitting H , evidenced by the absence of resonance peaks. This enhanced decay is reminiscent of both the Purcell effect [36, 58], previously found when coupling cavity photons to lossy magnons [12], and the level-attraction observed due to dissipative magnon-photon coupling [59–61]. These two effects can be distinguished by the phase of the propagator [41, 59, 62], and the 2π phase jumps seen in Fig. 3 indicate that we have level attraction between the cavity modes and Stoner excitations in the FM [54]. Note that imaginary self-energies are independent of δ , and the frequency range of suppressed cavity modes can far exceed the coupling constant, making this distinctly different from level attraction observed due to interactions with magnons. Moreover, the parameters for the electronic system can differ from the cavity frequency by orders of magnitude and still give $\Omega_{\nu\sigma} \sim \omega_q$ for sufficiently different effective masses. These bands give rise to a continuous range of Stoner excitation frequencies at zero momentum transfer [63–66], and shows the qualitative difference in coupling to a continuum of, or discrete bosonic modes. Our results therefore illustrate the unique possibilities of engineering the cavity modes using spin-split metals, allowing tuning of the resonance frequencies and lifetimes, with controlled suppression of one polarization in certain frequency ranges, with applications in linear-to-circular polarization converters, cut-off filters, and engineering of quantum materials [50].

Concluding remarks. We have shown a dichroic effect on cavity photons when coupling to a metal with spin-split electron bands. The resonance peaks of modes with opposite polarizations can be shifted independently, and controlling and probing the circularly polarized cavity modes separately should enable accurate estimation of the spin splitting without subjecting the FM itself to external drives. For relatively weak spin splitting $h \sim 1$ meV [67–70], the resonance condition in the one-band case gives $\omega_0/2\pi \sim 250$ GHz and mode splitting $(\omega - \omega_0)/2\pi \approx 250$ MHz, achievable and observable with current techniques [10, 16].

When the effective masses of interacting bands differ, the polarization-dependent suppression of cavity mode lifetimes could allow separate tuning of resonance frequencies and lifetimes of cavity modes with different polarizations. One has inherent freedom in tuning the relevant cavity frequencies, and *in-situ* parameter-control may also be possible, for example with an external voltage controlling the effective spin-orbit coupling, which dictates the relative effective masses of the bands [71].

Our results apply not only to intrinsically spin-split materials, but also to metals with externally broken TRS. Hence, applying a static magnetic field could be used to tune either an FM or a non-magnetic metal to achieve a dichroic response from the cavity modes, allowing direct control over the shifts

in resonance frequency and an on/off switch for modes of one polarization. This could potentially control, e.g., chiral magnons [44] and spin-polarized photocurrents [45], as well as selective coupling to specific magnon modes [13] and magnon-magnon entanglement [46] in individual magnonic systems, and coupling between different subsystems in cavity spintronics devices. Moreover, such cavity control is essential for equilibrium engineering of cavity quantum materials [50].

We have focused on the overall frequency shift ($q = 0$) of the cavity modes, requiring TRS-breaking of the momentum-averaged electronic bands and thus a finite magnetization. However, other magnetic systems with zero magnetization could lead to a dichroic q -dependence of the photon dispersion relations. For instance, the d -wave like spin-splitting in altermagnets [72, 73] could lead to polarization- and direction-dependent photon dispersions.

A recent experiment on metal–insulator–metal interference microcavities with ferrimagnetic upper layers found a magnetically tunable frequency splitting, evident from large magnetic circular dichroism (MCD) signals [43], in agreement with our results. They also show strong dependence on the composition of the ferrimagnetic material, which could be explained by the non-trivial dependence of peak positions and heights on the material parameters. The authors speculate that the difference in signal peaks for L- and R-photons is due to differences in absorption. Our results indicate that the difference in absorption could be due both to the splitting of resonance peaks for one polarization, or a decrease in photon lifetimes [see Figs. 2 and 3]. Finally, we speculate that one may achieve even higher MCD signals in microcavities by placing a ferriferromagnet in the middle of a microcavity, between two dielectric layers. This could lead to stronger coupling overall, as well as coupling between bands with different effective masses, allowing for separate magnetic control of polarized photon lifetimes. The resulting reduction (increase) in transmission (reflection) for one polarization would give a large increase in MCD signal compared to simply splitting the resonances.

Acknowledgments. H.G.H. thanks M. Amundsen, B. Brekke, S. D. Lundemo and F. Schlawin for useful discussions. We acknowledge funding via the “Outstanding Academic Fellows” programme at NTNU and the Research Council of Norway Grant Nos. 302315 and 262633.

* These two authors contributed equally

- [1] H. Ebert, Magneto-optical effects in transition metal systems, *Reports on Progress in Physics* **59**, 1665 (1996).
- [2] D. G. Baranov, B. Munkhbat, N. O. Länk, R. Verre, M. Käll, and T. Shegai, Circular dichroism mode splitting and bounds to its enhancement with cavity-plasmon-polaritons, *Nanophotonics* **9**, 283 (2020).
- [3] K. Capelle, E. K. Gross, and B. L. Györfy, Theory of dichroism in the electromagnetic response of superconductors, *Physical Review Letters* **78**, 3753 (1997).
- [4] S. Lovesey, *Topological Insulators and Topological Superconductors* (Princeton University Press, 2014).
- [5] G. Schütz, W. Wagner, W. Wilhelm, P. Kienle, R. Zeller, R. Frahm, and G. Materlik, Absorption of circularly polarized x rays in iron, *Physical Review Letters* **58**, 737 (1987).
- [6] T. Funk, A. Deb, S. J. George, H. Wang, and S. P. Cramer, X-ray magnetic circular dichroism - A high energy probe of magnetic properties, *Coordination Chemistry Reviews* **249**, 3 (2005).
- [7] C. Kittel, *Introduction to Solid State Physics* (Wiley, Hoboken, N.J., 2005).
- [8] J. E. Wertz and J. R. Bolton, *Electron Spin Resonance* (Springer Netherlands, Dordrecht, 1986).
- [9] Ö. O. Soykal and M. E. Flatté, Strong Field Interactions between a Nanomagnet and a Photonic Cavity, *Physical Review Letters* **104**, 077202 (2010).
- [10] H. Huebl, C. W. Zollitsch, J. Lotze, F. Hocke, M. Greifenstein, A. Marx, R. Gross, and S. T. B. Goennenwein, High Cooperativity in Coupled Microwave Resonator Ferrimagnetic Insulator Hybrids, *Physical Review Letters* **111**, 127003 (2013).
- [11] Y. Tabuchi, S. Ishino, T. Ishikawa, R. Yamazaki, K. Usami, and Y. Nakamura, Hybridizing ferromagnetic magnons and microwave photons in the quantum limit, *Physical Review Letters* **113**, 083603 (2014).
- [12] X. Zhang, C.-L. Zou, L. Jiang, and H. X. Tang, Strongly Coupled Magnons and Cavity Microwave Photons, *Physical Review Letters* **113**, 156401 (2014).
- [13] H. Y. Yuan and X. R. Wang, Magnon-photon coupling in antiferromagnets, *Applied Physics Letters* **110**, 082403 (2017).
- [14] A. Frisk Kockum, A. Miranowicz, S. De Liberato, S. Savasta, and F. Nori, Ultrastrong coupling between light and matter, *Nature Reviews Physics* **1**, 19 (2019).
- [15] P. Forn-Díaz, L. Lamata, E. Rico, J. Kono, and E. Solano, Ultrastrong coupling regimes of light-matter interaction, *Reviews of Modern Physics* **91**, 025005 (2019).
- [16] F. Schlawin, D. M. Kennes, and M. A. Sentef, Cavity quantum materials, *Applied Physics Reviews* **9**, 011312 (2022).
- [17] B. Zare Rameshti, S. Viola Kusminskiy, J. A. Haigh, K. Usami, D. Lachance-Quirion, Y. Nakamura, C.-M. Hu, H. X. Tang, G. E. Bauer, and Y. M. Blanter, Cavity magnonics, *Physics Reports* **979**, 1 (2022).
- [18] I. Carusotto and C. Ciuti, Quantum fluids of light, *Reviews of Modern Physics* **85**, 299 (2013).
- [19] M. Harder and C.-M. Hu, Cavity Spintronics: An Early Review of Recent Progress in the Study of Magnon–Photon Level Repulsion, in *Solid State Physics*, Vol. 69 (Elsevier, 2018) pp. 47–121.
- [20] M. Białek, J. Zhang, H. Yu, and J.-P. Ansermet, Strong Coupling of Antiferromagnetic Resonance with Subterahertz Cavity Fields, *Physical Review Applied* **15**, 044018 (2021).
- [21] I. Bovenster, H. T. Simensen, B. Brekke, M. Weides, A. Anane, M. Kläui, A. Brataas, and R. Lebrun, Antiferromagnetic Cavity Magnon Polaritons in Collinear and Canted Phases of Hematite, *Physical Review Applied* **19**, 014071 (2023).
- [22] M. Mergenthaler, J. Liu, J. J. Le Roy, N. Ares, A. L. Thompson, L. Bogani, F. Luis, S. J. Blundell, T. Lancaster, A. Ardavan, G. A. D. Briggs, P. J. Leek, and E. A. Laird, Strong Coupling of Microwave Photons to Antiferromagnetic Fluctuations in an Organic Magnet, *Physical Review Letters* **119**, 147701 (2017).
- [23] F. Schlawin, A. Cavalleri, and D. Jaksch, Cavity-Mediated Electron-Photon Superconductivity, *Physical Review Letters* **122**, 133602 (2019).
- [24] G. M. Andolina, A. De Pasquale, F. M. D. Pellegrino, I. Torre, F. H. L. Koppens, and M. Polini, Amperean superconductivity cannot be induced by deep subwavelength cavities in a two-dimensional material, *Physical Review B* **109**, 104513 (2024).

- [25] N. J. Lambert, J. A. Haigh, S. Langenfeld, A. C. Doherty, and A. J. Ferguson, Cavity-mediated coherent coupling of magnetic moments, *Physical Review A* **93**, 021803(R) (2016).
- [26] Ø. Johansen and A. Brataas, Nonlocal coupling between antiferromagnets and ferromagnets in cavities, *Physical Review Letters* **121**, 087204 (2018).
- [27] J. M. P. Nair, D. Mukhopadhyay, and G. S. Agarwal, Cavity-mediated level attraction and repulsion between magnons, *Physical Review B* **105**, 214418 (2022).
- [28] A. T. G. Janssønn, H. T. Simensen, A. Kamra, A. Brataas, and S. H. Jacobsen, Macroscale nonlocal transfer of superconducting signatures to a ferromagnet in a cavity, *Physical Review B* **102**, 180506(R) (2020).
- [29] A. T. G. Janssønn, H. G. Hugdal, A. Brataas, and S. H. Jacobsen, Cavity-mediated superconductor–ferromagnetic-insulator coupling, *Physical Review B* **107**, 035147 (2023).
- [30] M. Ściesiek, K. Sawicki, W. Pacuski, K. Sobczak, T. Kazimierzczuk, A. Golnik, and J. Suffczyński, Long-distance coupling and energy transfer between exciton states in magnetically controlled microcavities, *Communications Materials* **1**, 1 (2020).
- [31] T. Faş, M. Ściesiek, W. Pacuski, A. Golnik, and J. Suffczyński, Hybrid Semimagnetic Polaritons in a Strongly Coupled Optical Microcavity, *The Journal of Physical Chemistry Letters* **12**, 7619 (2021).
- [32] Y. Tabuchi, S. Ishino, A. Noguchi, T. Ishikawa, R. Yamazaki, K. Usami, and Y. Nakamura, Coherent coupling between a ferromagnetic magnon and a superconducting qubit, *Science* **349**, 405 (2015).
- [33] D. Lachance-Quirion, Y. Tabuchi, S. Ishino, A. Noguchi, T. Ishikawa, R. Yamazaki, and Y. Nakamura, Resolving quanta of collective spin excitations in a millimeter-sized ferromagnet, *Science Advances* **3**, e1603150 (2017).
- [34] D. Lachance-Quirion, S. P. Wolski, Y. Tabuchi, S. Kono, K. Usami, and Y. Nakamura, Entanglement-based single-shot detection of a single magnon with a superconducting qubit, *Science* **367**, 425 (2020).
- [35] H. Yuan, Y. Cao, A. Kamra, R. A. Duine, and P. Yan, Quantum magnonics: When magnon spintronics meets quantum information science, *Physics Reports* **965**, 1 (2022).
- [36] D. F. Walls, *Quantum Optics* (Springer-Verlag Berlin Heidelberg, 1994).
- [37] F. P. M. Méndez-Córdoba, J. J. Mendoza-Arenas, F. J. Gómez-Ruiz, F. J. Rodríguez, C. Tejedor, and L. Quiroga, Rényi entropy singularities as signatures of topological criticality in coupled photon-fermion systems, *Physical Review Research* **2**, 043264 (2020).
- [38] J. Diaz, S. Haraldson, U. Smith, and L. Pettersson, A microwave cavity for circularly polarized radiation, *Review of Scientific Instruments* **45**, 454 (1974).
- [39] J. J. Henderson, C. M. Ramsey, H. M. Quddusi, and E. Del Barco, High-frequency microstrip cross resonators for circular polarization electron paramagnetic resonance spectroscopy, *Review of Scientific Instruments* **79**, 074704 (2008).
- [40] S. Watanabe, *Circularly polarized microwaves for magnetic resonance experiments*, *Master thesis*, Technische Universität München (2015).
- [41] I. Proskurin, R. Macêdo, and R. L. Stamps, Microscopic origin of level attraction for a coupled magnon-photon system in a microwave cavity, *New Journal of Physics* **21**, 095003 (2019).
- [42] Y. Zhumagulov, S. Chiavazzo, I. A. Shelykh, and O. Kyriienko, Robust polaritons in magnetic monolayers of CrI₃, *Physical Review B* **108**, L161402 (2023).
- [43] D. Chen, Z. Zhao, N. Jiang, H. Zhu, S. Zhao, P. Tan, D. Wei, H. Zheng, and C. Shen, Tunable Polarized Microcavity Characterized by Magnetic Circular Dichroism Spectrum, *The Journal of Physical Chemistry Letters* **13**, 3244 (2022).
- [44] Y. Liu, Z. Xu, L. Liu, K. Zhang, Y. Meng, Y. Sun, P. Gao, H.-W. Zhao, Q. Niu, and J. Li, Switching magnon chirality in artificial ferrimagnet, *Nature Communications* **13**, 1264 (2022).
- [45] M. Matsubara, T. Kobayashi, H. Watanabe, Y. Yanase, S. Iwata, and T. Kato, Polarization-controlled tunable directional spin-driven photocurrents in a magnetic metamaterial with threefold rotational symmetry, *Nature Communications* **13**, 6708 (2022).
- [46] H. Y. Yuan, S. Zheng, Z. Ficek, Q. Y. He, and M.-H. Yung, Enhancement of magnon-magnon entanglement inside a cavity, *Physical Review B* **101**, 014419 (2020).
- [47] J. Wang and W. Wu, Cavity-based linear-to-circular polarization converter, *Optics Express* **25**, 3805 (2017).
- [48] C. A. Valagiannopoulos, M. Mattheakis, S. N. Shirodkar, and E. Kaxiras, Manipulating polarized light with a planar slab of black phosphorus, *Journal of Physics Communications* **1**, 045003 (2017).
- [49] A. Sarsen and C. Valagiannopoulos, Robust polarization twist by pairs of multilayers with tilted optical axes, *Physical Review B* **99**, 115304 (2019).
- [50] H. Hübener, U. De Giovannini, C. Schäfer, J. Andberger, M. Ruggenthaler, J. Faist, and A. Rubio, Engineering quantum materials with chiral optical cavities, *Nature Materials* **20**, 438 (2021).
- [51] A. Altland and B. Simons, *Condensed Matter Field Theory* (Cambridge University Press, Cambridge, 2010).
- [52] A. M. Tselik, *Quantum Field Theory in Condensed Matter Physics*, 2nd ed. (Cambridge University Press, 2003).
- [53] K. Kakazu and Y. S. Kim, Quantization of electromagnetic fields in cavities and spontaneous emission, *Physical Review A* **50**, 1830 (1994).
- [54] Further details are given in the Supplemental material, (link).
- [55] W. Nolting and A. Ramakanth, *Quantum Theory of Magnetism* (Springer-Verlag Berlin Heidelberg, 2009).
- [56] K. Zakeri, Elementary spin excitations in ultrathin itinerant magnets, *Physics Reports* **545**, 47 (2014).
- [57] The opposite case is equivalent to having a relative sign difference between h and H .
- [58] E. M. Purcell, Proceedings of the American Physical Society: Spontaneous Emission Probabilities at Radio Frequencies, *Physical Review* **69**, 681 (1946).
- [59] M. Harder, Y. Yang, B. M. Yao, C. H. Yu, J. W. Rao, Y. S. Gui, R. L. Stamps, and C.-M. Hu, Level Attraction Due to Dissipative Magnon-Photon Coupling, *Physical Review Letters* **121**, 137203 (2018).
- [60] Y. Yang, J. Rao, Y. Gui, B. Yao, W. Lu, and C.-M. Hu, Control of the Magnon-Photon Level Attraction in a Planar Cavity, *Physical Review Applied* **11**, 054023 (2019).
- [61] B. Bhoi, B. Kim, S.-H. Jang, J. Kim, J. Yang, Y.-J. Cho, and S.-K. Kim, Abnormal anticrossing effect in photon-magnon coupling, *Physical Review B* **99**, 134426 (2019).
- [62] W. Yu, J. Wang, H. Y. Yuan, and J. Xiao, Prediction of Attractive Level Crossing via a Dissipative Mode, *Physical Review Letters* **123**, 227201 (2019).
- [63] J. Kirschner, D. Rebenstorff, and H. Ibach, High-Resolution Spin-Polarized Electron-Energy-Loss Spectroscopy and the Stoner Excitation Spectrum in Nickel, *Physical Review Letters* **53**, 698 (1984).
- [64] H. Hopster, R. Raue, and R. Clauberg, Spin-Flip Stoner Excitations in a Ferromagnet Observed by Inelastic Spin-Polarized Electron Scattering, *Physical Review Letters* **53**, 695 (1984).
- [65] D. L. Abraham and H. Hopster, Spin-polarized electron-energy-loss spectroscopy on Ni, *Physical Review Letters* **62**, 1157

- (1989).
- [66] M. P. Gokhale and D. L. Mills, Spin excitations of a model itinerant ferromagnetic film: Spin waves, Stoner excitations, and spin-polarized electron-energy-loss spectroscopy, *Physical Review B* **49**, 3880 (1994).
- [67] S. H. Jacobsen, J. A. Ouassou, and J. Linder, Critical temperature and tunneling spectroscopy of superconductor-ferromagnet hybrids with intrinsic Rashba-Dresselhaus spin-orbit coupling, *Physical Review B* **92**, 024510 (2015).
- [68] M. Bode, M. Getzlaff, A. Kubetzka, R. Pascal, O. Pietzsch, and R. Wiesendanger, Temperature-Dependent Exchange Splitting of a Surface State on a Local-Moment Magnet: Tb(0001), *Physical Review Letters* **83**, 3017 (1999).
- [69] G. Xiong, H. Chen, D. Ma, and L. Zhang, Effective magnetic fields induced by chiral phonons, *Physical Review B* **106**, 144302 (2022).
- [70] H. J. Elmers, S. Haldar, K. Medjanik, S. Babenkov, O. Fedchenko, D. Vasilyev, S. Heinze, and G. Schönhense, Critical behavior and exchange splitting in the two-dimensional anti-ferromagnet Mn on Re(0001), *Physical Review B* **107**, 144424 (2023).
- [71] A. Manchon, H. C. Koo, J. Nitta, S. M. Frolov, and R. A. Duine, New perspectives for Rashba spin-orbit coupling, *Nature Materials* **14**, 871 (2015).
- [72] L. Šmejkal, J. Sinova, and T. Jungwirth, Beyond Conventional Ferromagnetism and Antiferromagnetism: A Phase with Nonrelativistic Spin and Crystal Rotation Symmetry, *Physical Review X* **12**, 031042 (2022).
- [73] L. Šmejkal, J. Sinova, and T. Jungwirth, Emerging Research Landscape of Altermagnetism, *Physical Review X* **12**, 040501 (2022).