

# VGA: Vision and Graph Fused Attention Network for Rumor Detection

LIN BAI, Beijing Key Lab of Traffic Data Analysis and Mining Beijing Jiaotong University, China

CAIYAN JIA\*, Beijing Key Lab of Traffic Data Analysis and Mining Beijing Jiaotong University, China

ZIYING SONG, Beijing Key Lab of Traffic Data Analysis and Mining Beijing Jiaotong University, China

CHAOQUN CUI, Beijing Key Lab of Traffic Data Analysis and Mining Beijing Jiaotong University, China

With the development of social media, rumors have been spread broadly on social media platforms, causing great harm to society. Beside textual information, many rumors also use manipulated images or conceal textual information within images to deceive people and avoid being detected, making multimodal rumor detection be a critical problem. The majority of multimodal rumor detection methods mainly concentrate on extracting features of source claims and their corresponding images, while ignoring the comments of rumors and their propagation structures. These comments and structures imply the wisdom of crowds and are proved to be crucial to debunk rumors. Moreover, these methods usually only extract visual features in a basic manner, seldom consider tampering or textual information in images. Therefore, in this study, we propose a novel Vision and Graph Fused Attention Network (VGA) for rumor detection to utilize propagation structures among posts so as to obtain the crowd opinions and further explore visual tampering features, as well as the textual information hidden in images. We conduct extensive experiments on three datasets, demonstrating that VGA can effectively detect multimodal rumors and outperform state-of-the-art methods significantly.

CCS Concepts: • **Information systems** → **Multimedia information systems**; **Data mining**; • **Computing methodologies** → **Artificial intelligence**.

Additional Key Words and Phrases: rumor detection, multimodal fusion, propagation structure, social media

## ACM Reference Format:

Lin Bai, Caiyan Jia, Ziyang Song, and Chaoqun Cui. 2023. VGA: Vision and Graph Fused Attention Network for Rumor Detection. 1, 1 (January 2023), 15 pages. <https://doi.org/XXXXXXX.XXXXXXX>

## 1 INTRODUCTION

With the rise of social media, billions of people use social media to browse news, share opinions, and interact with others in real time. Meanwhile, more and more rumors appear in social media platforms with highly deceptive texts and images, capturing the attention of readers and lowering their defenses. Not only do these rumors cause panic and anxiety, but they also undermine society's credibility. Therefore, it is an urgent need to accurately detect rumors by effectively capturing discriminative features from texts and images on social media platforms.

Traditional feature engineering-based methods and deep learning-based methods constitute the two broad categories of unimodal rumor detection methods. In traditional methods, feature extraction must be performed manually before using machine learning classifiers such as Decision Tree [3] and SVM [37]. Although traditional methods have made some progress, feature engineering is a time-consuming and

\*Corresponding Author.

---

Authors' addresses: Lin Bai, 22120349@bjtu.edu.cn, Beijing Key Lab of Traffic Data Analysis and Mining and Beijing Jiaotong University, Haidian, Beijing, China; Caiyan Jia, cyjia@bjtu.edu.cn, Beijing Key Lab of Traffic Data Analysis and Mining and Beijing Jiaotong University, Haidian, Beijing, China; Ziyang Song, 22110110@bjtu.edu.cn, Beijing Key Lab of Traffic Data Analysis and Mining and Beijing Jiaotong University, Haidian, Beijing, China; Chaoqun Cui, 21120341@bjtu.edu.cn, Beijing Key Lab of Traffic Data Analysis and Mining and Beijing Jiaotong University, Haidian, Beijing, China.

---

Permission to make digital or hard copies of all or part of this work for personal or classroom use is granted without fee provided that copies are not made or distributed for profit or commercial advantage and that copies bear this notice and the full citation on the first page. Copyrights for components of this work owned by others than ACM must be honored. Abstracting with credit is permitted. To copy otherwise, or republish, to post on servers or to redistribute to lists, requires prior specific permission and/or a fee. Request permissions from [permissions@acm.org](mailto:permissions@acm.org).

© 2023 Association for Computing Machinery.

Manuscript submitted to ACM

Manuscript submitted to ACM




Fig. 1. Some indistinguishable multimodal rumors.

laborious task and these methods have low generalization ability. On the contrary, deep learning methods can automatically learn various hidden features in a rumor dataset with low implementation costs and high model adaptability [19, 39]. Currently, Graph Neural Networks (GNNs) such as BiGCN [1] and EBGCN [34] are introduced to rumor detection, which learn the discriminative features of source claims and their replies modeled by propagation trees (special cases of graphs), have achieved the state-of-the-arts (SOTA) performance. This proves that learning on propagation structures of rumors should be the important part for an effective rumor detection method.

Due to the diversification of social media, it is evident that unimodal rumor detection can no longer satisfy demand. Gradually, several multimodal rumor detection methods have been proposed. Wang et al. [32] proposed an Event Adversarial Neural Network (EANN) to obtain feature representations of textual and visual information, adopted adversarial training to derive event-invariant features for improving the robustness of the proposed model. Zhou et al. [43] proposed a Similarity-Aware Fake news detection method (SAFE) to investigate the relationship between the extracted features across modalities. Zheng et al. [41] proposed a Multi-modal Feature-enhanced Attention Network (MFAN), which integrates textual, visual and social graph features in an unified framework and achieves the SOTA performance in multimodal scenario so far. All these works indicate the necessity of integrating multimodalities of rumors.

Still, the existing multimodal methods have the following limitations. (1) As depicted in Figure 1(a), rumors often publish manipulated images to fabricate facts and begot the minds of individuals. The current methods tend to oversimplify the process of extracting image features by solely relying on VGG19 [24] or ResNet50 [9], without delving deeper into the underlying visual information. Consequently, visual tampering features will be overlooked. (2) As depicted in Figure 1(b), certain rumors completely conceal textual information in images, reducing the information available to a model and causing detection errors. (3) Due to the increasing camouflage ability of rumors, it is difficult to improve the performance by relying solely on source claims. Many methods have demonstrated the importance of propagation structures at debunking rumors, which are ignored in most of current multimodal methods. (4) The relationship between features of propagation structures and other modalities has not been investigated yet.

To address the aforementioned issues, we propose a novel Vision and Graph Fused Attention Network (VGA), which can better utilize propagation structures, while also exploring visual features to perform efficient rumor detection. In our model, we not only extract the images' semantic features but also obtain the images' tampering features from noise images. And the text content is extracted from images using an OCR model. Each claim's root text, reply, and reply relationship are then modeled as a rumor propagation tree to fully extract useful features including semantic features of the rumor and the crowd opinions. In addition, a similarity loss is introduced to perform

Table 1. Comparison of VGA with other methods, the notations in the table represent: textual features (T), visual features (V), graph features of isomorphic graphs (GI), graph features of heterogeneous graphs (GH), mutual enhanced co-attention (ME), similarity measurement (Sim), root enhancement (RE), data augmentation (DA), noise images (Noise).

EANN	T+V	-	-	-	-	-	-
MVAE	T+V	-	-	-	-	-	-
SAFE	T+V	-	+Sim	-	-	-	-
EBGCN	GI	-	-	-	-	-	-
BiGCN	GI	-	-	+RE	-	-	-
MFAN	T+V+GH	+ME	-	-	-	-	-
VGA	GI+V	+ME	+Sim	+RE	+DA	+Noise	+OCR

the similarity measurement between features of propagation structures and other modalities. Furthermore, the attention mechanism is employed for an efficient multi-modal fusion in order to obtain more discriminative features for rumor detection.

The main contributions of the study can be summarized as follows.

- We propose a novel Vision and Graph Fused Attention Network (VGA) for rumor detection, which fully utilize propagation structures, meanwhile exploring visual features and the similarity relationship between graph and visual modalities.
- We introduce SRM filter to exact noise images, which can capture tampering features of images. The attention mechanism is then used to obtain high-level representations of RGB and noise images. In addition, we adopt an OCR model to extract text content in images.
- By constructing each claim as an isomorphic graph and enhancing its interaction with the root node through Mutually Enhanced Co-Attention, we can effectively perform rumor detection using only the visual and graph modalities, thereby replacing the need for the text modality.
- We publish a new large multimodal rumor dataset DRWeiboMM. Empirical studies demonstrate that our VGA model can detect rumors with greater accuracy than state-of-the-art methods on all three real-world datasets.

The rest of the paper is organized as follows. Section 2 presents the related work. Next, Section 3 introduces the proposed method. The experimental results and analysis are presented in Section 4. Finally, we conclude the paper in Section 5.

## 2 RELATED WORK

Regarding the definition of rumors, we selected a definition that is consistent with the major dictionaries and decades of social science research: "a rumor is a piece of circulating information whose truthfulness status has not been verified at the time of publication" [44]. Generally speaking, rumor detection can be viewed as a binary classification task comprised of Non-Rumor (NR) and False Rumor (FR), where the latter refers to rumors that have been verified to be false. This task has the similar meaning with fake news detection.

### 2.1 Unimodal Rumor Detection

In earlier traditional studies, the emphasis was placed on selecting and extracting essential features from rumor data. Castillo et al. [3] extracted several features related to user posting, retweeting, original post topics, and post texts. Yang et al. [37] additionally extracted two new features, posting locations and the clients used by users. Kwon et al. [14] investigated the timing and structure of rumors to determine their features. In recent years, with the advent of deep learning. The neural network methods [5, 8, 35] gradually compensate for the disadvantages of time-consuming and laborious traditional methods.

Simultaneously, the focus of rumor detection has shifted from textual information to propagation structures or visual information. As a pioneer, Ma et al. [21] generated a non-sequential tree-like rumor propagation structure based on the reply relationship between posts, achieving significant performance improvement. Khoo et al. [12] proposed a variant of PLAN, Sta-PLAN, which exploited the publish-and-published relationship between posts. Bian et al. [1] modeled the top-down and bottom-up reply structures as propagation and diffusion graphs and classified them using Graph Convolutional Network (GCN). Qi et al. [23] proposed a new Multi-domain Visual Neural Network framework for fusing visual information in the frequency and pixel domains to detect fake news using visual information of claims.

## 2.2 Multimodal Rumor Detection

All of the preceding methods for rumor detection use a single modality. With the proliferation of rumor types, multimodal methods for rumor detection have been developed. Khattar et al. [11], Singhal et al. [25], Wang et al. [32, 33] concentrated on how to use multimodal representations for classification. Xue et al. [36], Zhou et al. [43] devoted to measure similarity between textual and visual modalities. Jin et al. [10], Li et al. [15], Song et al. [26], Zhang et al. [40] focused on the alignment relationship between textual and visual modalities. But the above methods did not take propagation structures into account and did not explore deeper visual features. Despite the fact that MFAN [41], for the first time, exploited propagation structures by forming a heterogeneous graph of claims, their replies and user relationships, but it weakened the reply relationships with discussion nature in claims, causing MFAN to miss pointing clues to the veracity of claims.

To address the limitations of the above methods, we construct each claim as an isomorphic graph and enhance its interaction with the root node to extract propagation structure features more effectively while also exploring the visual features of RGB and noise images, and the similarity between modalities. Finally, we integrate propagation structure features with other modalities more effectively. Table 1 lists the advantages of VGA compared to other methods.

## 3 METHODOLOGY

VGA aims to further explore the use of graph (propagation structures) and visual features to improve the accuracy of rumor detection. To this end, we first apply a series of processing techniques, including noise image conversion, OCR text supplementation, node data augmentation, and root enhancement, followed by the extraction of distinctive features from each modality. To more effectively capture the correlations between the features of propagation structures and other modalities, we propose a similarity measure module. Furthermore, to enhance the fusion and alignment of the different modalities, we employ an attention mechanism. Ultimately, the fused features are utilized for classification.

Figure 2 illustrates its overall framework, which is comprised of four major components: visual feature extraction, graph feature extraction, inter-modal similarity measurement, multimodal fusion and classification.

### 3.1 Problem Definition

Let  $P = \{p_1, p_2, \dots, p_m\}$  represents an actual rumor dataset where  $m$  is the number of claims,  $p_i$  represents the  $i$ -th claim. Each claim contains two modal information,  $p_i = \{G_i, I_i\}$  where  $G_i$  represents the propagation structure of the  $i$ -th claim which characterizes "who replies or reposts to whom" relationships as a graph, and  $I_i$  denotes the visual information of the  $i$ -th claim. Let graph  $G_i = \langle V_i, E_i \rangle$ ,  $V_i = \{r_i, c_1^i, c_2^i, \dots, c_{n_i}^i\}$  is the set of vertices of the graph  $G_i$ , where  $r_i$  represents the source claim, i.e., the root text of claim  $p_i$ ,  $c_i$  represents its comments, and  $n_i$  represents the total number of comments.  $E_i$  is the set of edges in  $G_i$ . The adjacency matrix  $A_i \in \{0, 1\}^{(n_i+1) \times (n_i+1)}$  is used to describe the reply and repost relationships between nodes.

Supposed that  $y_i \in \{0, 1\}$  is the label of claim  $p_i$ , where  $y_i = 1$  indicates False Rumor and  $y_i = 0$  indicates Non-Rumor. Our model's objective is to learn a classifier  $f : P \rightarrow Y$  based on multimodal data  $P$  in order to predict claim labels  $Y = \{y_1, y_2, \dots, y_m\}$ .

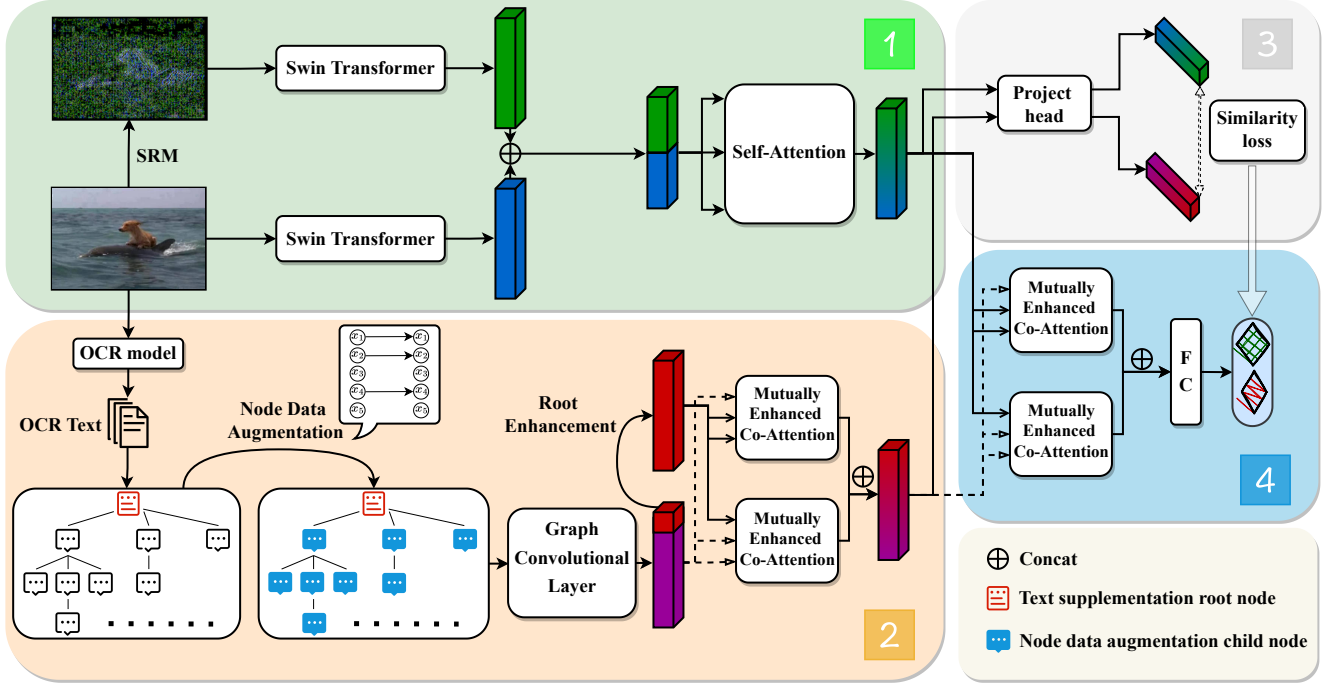


Fig. 2. The architecture of VGA. We first perform the conversion of noise images and image text recognition. OCR texts are used to supplement the claim root texts. Then, graph data augmentation and root enhancement are carried out. Classification of rumors is accomplished by combining image semantic features, image tampering features, and graph features in a comprehensive manner. Finally, the similarity loss is used to guide the learning of model parameters.

### 3.2 Visual Feature Extraction

In this section, we separate images into RGB images and noise images, and extract their semantic and tampering features, respectively. The self-attention mechanism is then used to extract features in a higher level.

**Image Semantic Feature Extraction.** To attract readers' attention, rumors are frequently published with visually appealing images. This results in a distinction between the semantic features of rumor RGB images and non-rumor RGB images. Based on this observation, we use Swin Transformer-Tiny [17] pre-trained in ImageNet for semantic feature extraction. We remove the Head layer of Swin Transformer-Tiny and add a fully connected layer at the end to control the dimension of the features. Thus, RGB image  $I_i$ 's semantic features  $RGB_i$  are obtained by

$$RGB_i = \sigma \left( W_{rgb} * \text{Swin-T} (I_i) + b_{rgb} \right), \quad (1)$$

where  $RGB_i \in \mathbb{R}^{d/2}$  ( $d$  is the size of the dimension),  $W_{rgb}$  and  $b_{rgb}$  represent weights and bias in the fully connected layer respectively,  $\sigma(\cdot)$  is the activation function (LeakyReLU [22] is employed here).

**Image Tampering Feature Extraction.** As Figure 1(a) demonstrates, extracting image tampering information is also a critical element of rumor detection. Therefore, we introduce the image's local noise distributions to extract the tampering features by using SRM filter [7], which enables to extract the local noise features from RGB images.

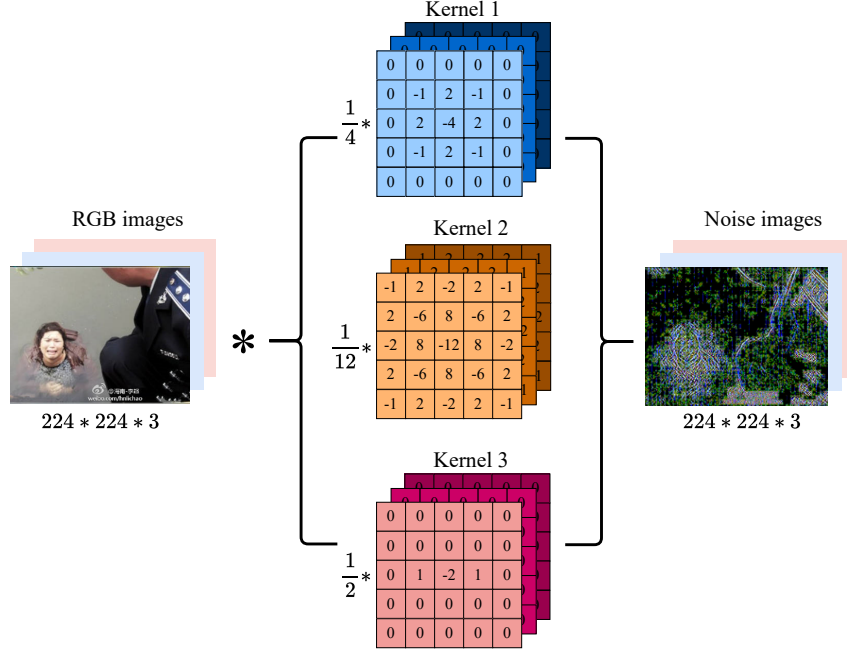


Fig. 3. SRM noise image conversion.

SRM is effective at differentiating tampered regions from genuine regions. It has been determined that applying all 30 SRM kernels has no appreciable effect on performance [42]. Therefore, we only select three kernels of size  $5 \times 5 \times 3$  for noise feature conversion, as depicted in Figure 3.

Using the same network as the image semantic feature extraction module, we perform tampering feature extraction on the acquired noise image to obtain  $Noise_i$  as follows.

$$Noise_i = \sigma(W_n * \text{Swin-T}(I_i) + b_n), \quad (2)$$

where  $Noise_i \in \mathbb{R}^{d/2}$ ,  $W_n$  and  $b_n$  represent weights and bias in the fully connected layer,  $\sigma(\cdot)$  is also the activation function LeakyReLU.

**Self-Attention Module.** To obtain a high-level feature representation for an image, we must enhance intra-modal feature representations using self-attention mechanism [29]. Initially, an image's semantic and tampering features are concatenated to produce  $Vis_i$ . After the following three linear transformations,  $Q_{Vis}^i$ ,  $K_{Vis}^i$ , and  $V_{Vis}^i$  are obtained, respectively.

$$\begin{aligned} Q_{Vis}^i &= Vis_i W_{Vis}^Q, \\ K_{Vis}^i &= Vis_i W_{Vis}^K, \\ V_{Vis}^i &= Vis_i W_{Vis}^V. \end{aligned} \quad (3)$$

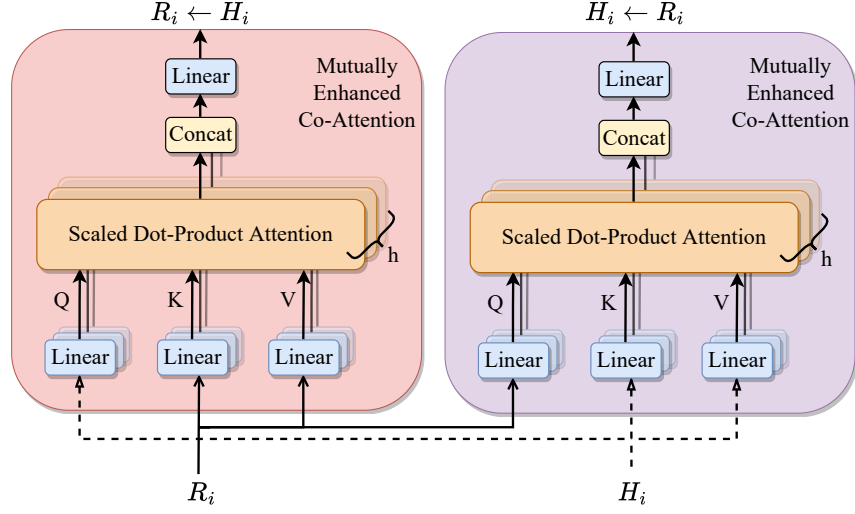


Fig. 4. Mutual Enhanced Co-Attention.

Where  $W_{Vis}^Q \in \mathbb{R}^{d \times d/h}$ ,  $W_{Vis}^K \in \mathbb{R}^{d \times d/h}$  and  $W_{Vis}^V \in \mathbb{R}^{d \times d/h}$  are the trainable weight matrices, and  $h$  is the number of heads. Subsequently, we can calculate the attention score of one head as follows.

$$\begin{aligned} \text{Hd} &= \text{Attention} \left( Q_{Vis}^i, K_{Vis}^i, V_{Vis}^i \right) \\ &= \text{softmax} \left( \frac{Q_{Vis}^i K_{Vis}^i{}^T}{\sqrt{\frac{d}{h}}} \right) V_{Vis}^i. \end{aligned} \quad (4)$$

After calculating  $h$  attention scores based on Equations 3 and 4, the high-level representation of visual information  $Vis'_i$  is obtained via the subsequent operation.

$$Vis'_i = \text{Concat} (\text{Hd}_1, \dots, \text{Hd}_h) W_{Vis}^O, \quad (5)$$

where  $W_{Vis}^O \in \mathbb{R}^{d \times d}$  represents the weight matrix of linear transformation and Concat is the concatenation operation.

### 3.3 Graph Feature Extraction

**Text Supplementation and Node Data Augmentation.** Many current rumors, as depicted in Figure 1(b), conceal crucial textual information within images while transforming the root node texts into a summary of the event categories or comments on the images. To extract this information, we perform text recognition on the images using OCR model<sup>1</sup>. Then for each rumor  $p_i$ , the OCR text  $T_{OCR}^i$  of image  $I_i$  is obtained and concatenated with the root node text  $r_i$  in order to produce the text-supplemented root node  $rt_i$ .

To prevent overfitting and improve the model's robustness, node data augmentation is performed on the graph data prior to feature extraction. Denoising Autoencoder [31] has inspired us to add noise to the input data. In other words, the values of the nodes in the input layer are set to 0 with a predetermined probability so as to obtain the model input  $V'_i$  with noise. This can be interpreted as applying dropout [28] between the input and the first layer.

<sup>1</sup><https://github.com/PaddlePaddle/PaddleOCR>

**Graph Convolutional Layer.** Recently, graph neural networks, such as GCN [2, 13] and Graph Attention Network (GAT) [30], have been proposed to extract important information from graphs, used in many fields and achieved great progress. Based on our definition, since we characterize the relationships between pairs of posts of a rumor as a graph-structured data, i.e., a propagation tree, we choose GCN as our tool to extract features in the rumor graphs.

First, we obtain the adjacency matrix  $A_i$  and the corresponding node feature matrix  $V_i'$  using graph information  $G_i = \langle V_i, E_i \rangle$  of a claim  $p_i$ . We then perform graph convolution on them as below.

$$H_i = M\left(A_i, V_i'; W_{gcl}\right) = \sigma\left(\hat{A}_i V_i' W_{gcl}\right), \quad (6)$$

where  $M(\cdot)$  represents the message-passing function,  $W_{gcl} \in \mathbb{R}^{D \times d/2}$  is the weight matrix,  $D$  is the text feature dimension.  $\hat{A}_i = \tilde{D}_i^{-\frac{1}{2}} \tilde{A}_i \tilde{D}_i^{-\frac{1}{2}}$ ,  $\tilde{A}_i$  is the adjacency matrix  $A_i$  after adding self-join, and  $\tilde{D}_i$  is the degree matrix.

**Root Enhancement and Mutually Enhanced Co-Attention.** As we know that all of replies and reposts in a claim are generated based on the root text also called source claim  $r_i$ . While most of rumor detection methods consider the root texts and their reply posts to be equivalent. We propose an attention-based root enhancement operation in order to make better use of root texts. First, the feature vector of the root node is selected from the feature matrix  $H_i$  of all nodes, and then  $n_i + 1$  copies of the root node feature vector are aligned to obtain the matrix  $R_i \in \mathbb{R}^{(n_i+1) \times d/2}$ , whose dimensions are the same as  $H_i$ .

Then, we use the co-attention mechanism [18] to mutually enhance  $R_i$  and  $H_i$  (hereinafter referred to as "Mutually Enhanced Co-Attention"). This is illustrated in Figure 4. However, we discover that the layer normalization and FFN operations of co-attention have a negligible effect on the performance, so we only retain multi-head attention part. To achieve interaction between the two inputs, the query matrices resulting from their linear transformation are swapped, and then a mechanism similar to self-attention is implemented below.

$$\begin{aligned} \text{Hd} &= \text{Attention}\left(Q_H^i, K_R^i, V_R^i\right) \\ &= \text{softmax}\left(\frac{Q_H^i K_R^{iT}}{\sqrt{\frac{d}{2h}}}\right) V_R^i. \end{aligned} \quad (7)$$

Similarly, after calculating  $h$  attention scores based on Equation 7, the following operation is performed to obtain the root node feature matrix  $R_i \leftarrow H_i$  after being enhanced by the feature matrix  $H_i$  of all nodes.

$$R_i \leftarrow H_i = \text{Concat}\left(\text{Hd}_1, \dots, \text{Hd}_h\right) W_{RH}^O, \quad (8)$$

where  $W_{RH}^O \in \mathbb{R}^{d/2 \times d/2}$  represents the weight matrix of linear transformation and Concat is also concatenation operation.

Based on the same co-attention mechanism, we obtain the enhanced feature matrix  $H_i \leftarrow R_i$  similarly. Then, we execute the concatenation operation to obtain all node representations of the graph  $G_i$ .

$$\text{Graph}_i = \text{Concat}\left(R_i \leftarrow H_i, H_i \leftarrow R_i\right). \quad (9)$$

The final graph representation is obtained by aggregating the information of node representations using mean pooling.

$$\text{Graph}'_i = \text{Mean}\left(\text{Graph}_i\right). \quad (10)$$

### 3.4 Similarity Measurement

We find that a portion of rumors post images or memes that are completely unrelated to the root texts, which may be published for occupying more Web space and increasing readers' interests. This introduces unnecessary noise to rumor detection methods, resulting in visual features and graph features pointing to different rumor classes, thereby degrading performance. Consequently, we propose an inter-modal similarity measure to obtain a similarity loss, and use this loss to guide the model's parameter learning.



To measure the similarity, we must ensure that the feature representations of both modalities lie in the same latent space. We first introduce Project Head [4, 38] to map the feature representations  $Graph'_i$  and  $Vis'_i$  into the same space, obtain  $Z_g^i$  and  $Z_v^i$ , respectively. Then, we compute the cosine similarity of the two vectors.

$$s_i = \text{Sim} \left( Z_g^i, Z_v^i \right) = \frac{Z_g^{iT} Z_v^i}{\|Z_g^i\| \|Z_v^i\|}. \quad (11)$$

In order to correlate the similarity  $s_i$  with the claim label  $y_i$ , in other words, the low similarity between the two modalities for False Rumor and high similarity between the two modalities for Non-rumor, we map the cosine similarity  $s_i$  with a Sigmoid activation function such that its value is between 0 and 1. This allows us to calculate the similarity loss based on cross-entropy loss as follows, where  $\theta$  denotes all learnable parameters.

$$\mathcal{L}_{\text{sim}}(\theta) = -(y \log(1 - s_i) + (1 - y) \log s_i). \quad (12)$$

### 3.5 Multimodal Fusion and Classification

We employ the mutually enhanced co-attention again to mutually enhance  $Graph'_i$  and  $Vis'_i$  of the two modalities. In accordance with Equations like 7, 8, 9, we obtain the multimodal fused representation  $VG_i$  for a rumor  $p_i$ . Then, we get class prediction probability  $\hat{y}_i$  via a fully connected layer and a softmax layer as below.

$$\hat{y}_i = \text{Softmax} (FC (VG_i)). \quad (13)$$

The classification loss is also cross-entropy loss.

$$\mathcal{L}_{\text{cls}}(\theta) = -(y \log \hat{y}_i + (1 - y) \log (1 - \hat{y}_i)). \quad (14)$$

The final objective is the sum of the classification loss and the similarity loss, where  $\alpha$  is their weight.

$$\mathcal{L}(\theta) = \alpha \mathcal{L}_{\text{cls}}(\theta) + (1 - \alpha) \mathcal{L}_{\text{sim}}(\theta) \quad (15)$$

## 4 EXPERIMENTS

### 4.1 Datasets

We compare VGA with state-of-the-art methods on three datasets: WeiboCED [27], Twitter [20] and our newly constructed dataset DRWeiboMM. Song et al. [27] crawls and collates weiboCED from Weibo. Zheng et al. [41] crawled the corresponding images of the dataset and removed the instances of data without texts or images. Ma et al. [20] crawled the popular social media platform Twitter and classified the data using accuracy tags from rumor-debunking websites. Lin et al. [16] published textual content of Twitter dataset. However, the Twitter dataset does not contain images, so we re-crawled the data and only retain the claims with both textual and visual information. Since the above two datasets are not large enough, we constructed DRWeiboMM dataset where each rumor contains both textual and visual information, covering ten years of rumors from 2012 to 2022 on Weibo. The details of these three datasets are presented in Table 2. Our datasets will be available at Github.

### 4.2 Experimental Setup

VGA is implemented using PyTorch with the Adam optimizer to update parameters. The claim texts are initialized with BERT [6] in dimension 768. The learning rate is set to 0.001 for WeiboCED, Twitter and 0.0005 for DRWeiboMM. The number of heads  $h$  is set to 8. We conduct a grid search within [0.1,0.3,0.5,0.7,0.9] to determine the optimal  $\alpha$ . We divide datasets into training and validation sets in the ratio of 8:2 and use 5-fold cross-validation to train and test the models. Early stopping is used to prevent model overfitting. Patience is set to 10

Table 2. Statistic of three datasets.

Statistic	WeiboCED	DRWeiboMM	Twitter
claims	1467	3202	554
images	1467	3202	554
false rumors	590	1331	237
non-rumors	877	1871	317
total posts	583,091	168,244	27,855
avg nodes	397	53	50

with a maximum of 100 epochs trained. We report the average results of models' accuracy and F1 score, as well as the improvement of VGA over the best-performing baselines.

### 4.3 Baselines

We compare our model with both graph-based and multimodal SOTA rumor detection methods.

#### Graph-based Methods.

- **BiGCN** [1]: a bi-directional graph model that explores both top-down and bottom-up features on propagation structures of rumors.
- **EBGCN** [34]: a Bayesian approach that adaptively reconsiders the reliability of potential relationship of each edge in BiGCN.

#### Multimodal Methods.

- **EANN** [32]: it uses an event discriminator to measure the dissimilarities among different events and further learns the event invariant features which can generalize well for the newly emerged events.
- **MVAE** [11]: it uses a multimodal variational autoencoder trained jointly with a fake news detector to detect if a post is fake or not.
- **SAFE** [43]: it converts images to texts as a measure of similarity between the two modalities to determine the veracity of claims.
- **MFAN** [41]: it combines three modalities: texts, images, and heterogeneous graphs characterizing the relationships among users, posts and images to classify claims.

Table 3. Performance comparison with SOTA rumor detection methods on three real-world datasets.

Method	Modality*	WeiboCED		DRWeiboMM		Twitter	
		Accuracy	F1 Score	Accuracy	F1 Score	Accuracy	F1 Score
EANN	T+V	80.96	79.87	76.78	75.23	78.18	76.89
MVAE	T+V	71.67	70.34	71.70	64.60	71.81	69.71
SAFE	T+V	84.95	84.96	81.74	77.28	71.71	68.00
EBGCN	GI	83.14	81.45	81.67	80.99	82.90	81.01
BiGCN	GI	88.63	87.83	82.57	81.56	<u>82.99</u>	<u>81.92</u>
MFAN	T+V+GH	<u>88.95</u>	<u>88.33</u>	<u>84.87</u>	<u>83.92</u>	80.17	72.35
VGA	GI+V	<b>95.17 (+6.22)**</b>	<b>94.78 (+6.45)</b>	<b>88.37 (+3.50)</b>	<b>87.39 (+3.47)</b>	<b>85.87 (+2.88)</b>	<b>84.61 (+2.69)</b>

\* T means textual features, V means visual features, GI means graph features of isomorphic graphs and GH means graph features of heterogeneous graphs.

\*\* The improvement of VGA over the best-performing baselines (underlined) mentioned above.

#### 4.4 Results and Discussion

The experimental outcomes are presented in Table 3. On all three datasets, our model performs significantly better than the other baselines. EANN outperforms MVAE. Whereas, SAFE outperforms the other two methods EANN and MVAE on Chinese datasets, demonstrating the significance of multimodal similarity measures. Its poor performance on Twitter could be attributable to the size of the dataset. Twitter’s limited data quantity causes overfitting and limited generalization of SAFE. In graph-based methods, both EBGCN and BiGCN outperform or are comparable to the multimodal (textual + visual) methods, indicating the strong influence of propagation structures on rumor detection. Moreover, MFAN outperforms all methods except VGA in Chinese datasets, indicating that propagation structures play a positive role in multimodal rumor detection. However, the poor performance of MFAN on Twitter demonstrates that MFAN is also highly dependent on the data quantity and highly sensitive to the number of nodes in heterogeneous graphs that MFAN construct. In our experiments, we have discovered that because MFAN’s heterogeneous graphs require a large amount of memory usage, it discard nodes with short text lengths, resulting in certain information loss. Our VGA achieves the best performance on all three datasets, demonstrating the efficacy of VGA for deeper exploration of graph and visual information, as well as its ability to achieve the best performance with excellent generalization on small datasets.

#### 4.5 Ablation Analysis

4.5.1 *Validity of Each Module.* In order to verify the validity of each module, several variants of VGA have been designed. They include:

- **VGA w/o Sim:** a variant of VGA with similarity measurement module removed.
- **VGA w/o RE:** a variant of VGA with root enhancement module removed.
- **VGA w/o DA:** a variant of VGA with node data augmentation module removed.
- **VGA w/o Noise:** a variant of VGA with noise image conversion and feature extraction module removed.
- **VGA w/o OCR:** a variant of VGA with the image text extraction operation removed.

Table 4. Ablation experiment results on three real-world datasets.

Method	WeiboCED		DRWeiboMM		Twitter	
	Accuracy	F1 Score	Accuracy	F1 Score	Accuracy	F1 Score
VGA w/o Sim	93.48 (-1.69) <sup>*</sup>	92.94 (-1.84)	86.24 (-2.13)	85.02 (-2.37)	83.78 (-2.09)	82.10 (-2.51)
VGA w/o RE	94.67 (-0.50)	93.96 (-0.82)	86.80 (-1.57)	85.72 (-1.67)	84.93 (-0.94)	83.56 (-1.05)
VGA w/o DA	92.08 (-3.09)	91.30 (-3.48)	87.23 (-1.14)	86.04 (-1.35)	83.16 (-2.71)	81.21 (-3.40)
VGA w/o Noise	93.93 (-1.24)	93.36 (-1.42)	88.16 (-0.21)	87.07 (-0.32)	84.69 (-1.18)	82.96 (-1.65)
VGA w/o OCR	93.92 (-1.25)	93.35 (-1.43)	87.68 (-0.69)	86.57 (-0.82)	84.63 (-1.24)	83.24 (-1.37)
VGA	<b>95.17</b>	<b>94.78</b>	<b>88.37</b>	<b>87.39</b>	<b>85.87</b>	<b>84.61</b>

<sup>\*</sup> Performance gap between VGA variants and VGA.

These variants are compared with the original VGA in Table 4. The experimental results demonstrate that the similarity measurement module significantly improves model performance across all three datasets, highlighting the significance of correlations between the features of propagation structures and other modalities for rumor detection. The node data augmentation module used in VGA also works well to prevent overfitting and enhance the model’s robustness. The root enhancement module has less impact than the above two modules and is less powerful in WeiboCED dataset where the average number of nodes is larger. The positive effects of noise image feature extraction and OCR operation are comparable. The aforementioned findings also indicate that VGA successfully explores and fuses the information of graph and visual modalities.

**4.5.2 Similarity Measurement Module Replacement Experiment.** To further explore the relationship between features of propagation structures and other modalities, we replaced the cosine similarity in the similarity measurement module with alternative methods to compare their effectiveness.

Table 5. Similarity measurement module replacement experiment results.

Method	WeiboCED		DRWeiboMM		Twitter	
	Acc.	F1	Acc.	F1	Acc.	F1
VGA w/o Sim	93.48	92.94	86.24	85.02	83.78	82.10
VGA-Euc	93.88	93.32	86.72	85.69	83.86	82.44
VGA-MSE	94.54	94.09	87.14	86.02	84.42	83.24
VGA	95.17	94.78	88.37	87.39	85.87	84.61

The results are shown in Table 5, where VGA-Euc uses Euclidean distance for similarity measure. VGA-MSE directly compares the mean square error between two vectors ( $Z_g^j$  and  $Z_v^i$ ) and replaces the similarity loss with the MSE loss. The results demonstrate that all three methods can exploit the relationship between the propagation structure and the visual modality, thereby enhancing the model’s performance. However, compared to the other two methods, Euclidean distance exhibits a comparatively smaller improvement, which could be attributed to its limitations in handling high-dimensional, nonlinear, and non-Gaussian distributed data. Additionally, the cosine similarity method proves more suitable for this study’s task than the mean square error method.

Table 6. Multimodal fusion replacement experiment results.

Method	WeiboCED		DRWeiboMM		Twitter	
	Acc.	F1	Acc.	F1	Acc.	F1
VGA-Concat	94.61	94.16	87.67	86.37	84.29	82.53
VGA-Weight	94.79	94.35	87.76	86.62	84.54	82.76
VGA-SA	94.99	94.67	87.9	86.87	84.64	82.79
VGA	95.17	94.78	88.37	87.39	85.87	84.61

**4.5.3 Multimodal Fusion Replacement Experiment.** This subsection explores the effect of various modal fusion methods on performance, and the experimental results are shown in Table 6. Where VGA-Concat directly concatenates visual features and graph features as fused features. VGA-Weight employs a weighted summation method for fusing each modal feature. VGA-SA concatenates the features of the two modalities and uses the self-attention mechanism for high-level feature extraction. According to Table 6, VGA-Concat underperforms as it does not employ any modal fusion methods. By contrast, VGA-SA and VGA outperform VGA-Weight, demonstrating the efficacy of the attention mechanism. Notably, VGA attains the highest performance, demonstrating the superiority of the co-attention mechanism in modal fusion.

## 4.6 Case Study

To better demonstrate the importance of noise images for rumor detection, we compare the results of VGA and its variant VGA w/o Noise, demonstrating instances in which VGA can correctly predict but VGA w/o Noise cannot in Figure 5.

As for the three claims in Figure 5, VGA w/o Noise incorrectly predicts their veracity due to the fact that they all describe an event with a small impact and a high probability of occurring in reality. Consequently, there are fewer contradictory and questionable comments in their




Fig. 5. Some rumors detected by VGA but missed by VGA w/o Noise. Where (a) (b) (c) are the original RGB images in the datasets, and (d) (e) (f) are the transformed noise images.

responses, and there are no obvious traces of manipulation in the RGB image, resulting in detection errors. However, after added image tampering features, VGA is able to make accurate predictions, demonstrating the effectiveness of image tampering feature extraction.

## 5 CONCLUSIONS

In this work, we propose a novel Vision and Graph Fused Attention Network (VGA) for rumor detection, which can better utilize propagation structures while further exploring visual features and similarity relationships between modalities. We analyze the characteristics of current rumor data and introduce image noise information to extract tampering features. Embed textual, propagation structure and image features of rumors are integrated in a unified framework. Empirical studies demonstrate that VGA is more accurate than the state-of-the-art methods on all three real-world datasets.

## ACKNOWLEDGMENTS

The authors would like to thank all the anonymous reviewers for their help and insightful comments. This work is supported in part by the National Natural Science Foundation of China (61876016), the National Key R&D Program of China (2018AAA0100302).

## REFERENCES

- [1] Tian Bian, Xi Xiao, Tingyang Xu, Peilin Zhao, Wenbing Huang, Yu Rong, and Junzhou Huang. 2020. Rumor detection on social media with bi-directional graph convolutional networks. In *Proceedings of the AAAI conference on artificial intelligence*, Vol. 34. 549–556.
- [2] Joan Bruna, Wojciech Zaremba, Arthur Szlam, and Yann LeCun. 2013. Spectral networks and locally connected networks on graphs. *arXiv preprint arXiv:1312.6203* (2013).
- [3] Carlos Castillo, Marcelo Mendoza, and Barbara Poblete. 2011. Information Credibility on Twitter. In *Proceedings of the 20th International Conference on World Wide Web (Hyderabad, India) (WWW '11)*. Association for Computing Machinery, New York, NY, USA, 675–684. <https://doi.org/10.1145/1963405.1963500>
- [4] Ting Chen, Simon Kornblith, Mohammad Norouzi, and Geoffrey Hinton. 2020. A simple framework for contrastive learning of visual representations. In *International conference on machine learning*. PMLR, 1597–1607.
- [5] Tong Chen, Xue Li, Hongzhi Yin, and Jun Zhang. 2018. Call attention to rumors: Deep attention based recurrent neural networks for early rumor detection. In *Pacific-Asia conference on knowledge discovery and data mining*. Springer, 40–52.
- [6] Jacob Devlin, Ming-Wei Chang, Kenton Lee, and Kristina Toutanova. 2019. BERT: Pre-training of Deep Bidirectional Transformers for Language Understanding. In *2019 Conference of the North American Chapter of the Association for Computational Linguistics*. Association for Computational Linguistics, 4171–4186.
- [7] Jessica Fridrich and Jan Kodovsky. 2012. Rich models for steganalysis of digital images. *IEEE Transactions on information Forensics and Security* 7, 3 (2012), 868–882.
- [8] Han Guo, Juan Cao, Yazhi Zhang, Junbo Guo, and Jintao Li. 2018. Rumor detection with hierarchical social attention network. In *Proceedings of the 27th ACM international conference on information and knowledge management*. 943–951.
- [9] Kaiming He, Xiangyu Zhang, Shaoqing Ren, and Jian Sun. 2016. Deep residual learning for image recognition. In *Proceedings of the IEEE conference on computer vision and pattern recognition*. 770–778.
- [10] Zhiwei Jin, Juan Cao, Han Guo, Yongdong Zhang, and Jiebo Luo. 2017. Multimodal fusion with recurrent neural networks for rumor detection on microblogs. In *Proceedings of the 25th ACM international conference on Multimedia*. 795–816.
- [11] Dhruv Khattar, Jaipal Singh Goud, Manish Gupta, and Vasudeva Varma. 2019. MVAE: Multimodal Variational Autoencoder for Fake News Detection. In *The World Wide Web Conference (San Francisco, CA, USA) (WWW '19)*. Association for Computing Machinery, New York, NY, USA, 2915–2921. <https://doi.org/10.1145/3308558.3313552>
- [12] Ling Min Serena Khoo, Hai Leong Chieu, Zhong Qian, and Jing Jiang. 2020. Interpretable rumor detection in microblogs by attending to user interactions. In *Proceedings of the AAAI conference on artificial intelligence*, Vol. 34. 8783–8790.
- [13] Thomas N Kipf and Max Welling. 2016. Semi-supervised classification with graph convolutional networks. *arXiv preprint arXiv:1609.02907* (2016).
- [14] Sejeong Kwon, Meeyoung Cha, Kyomin Jung, Wei Chen, and Yajun Wang. 2013. Prominent Features of Rumor Propagation in Online Social Media. In *2013 IEEE 13th International Conference on Data Mining*. 1103–1108. <https://doi.org/10.1109/ICDM.2013.61>
- [15] Peiguang Li, Xian Sun, Hongfeng Yu, Yu Tian, Fanglong Yao, and Guangluan Xu. 2021. Entity-oriented multi-modal alignment and fusion network for fake news detection. *IEEE Transactions on Multimedia* (2021).
- [16] Hongzhan Lin, Jing Ma, Liangliang Chen, Zhiwei Yang, Mingfei Cheng, and Chen Guang. 2022. Detect Rumors in Microblog Posts for Low-Resource Domains via Adversarial Contrastive Learning. In *Findings of the Association for Computational Linguistics: NAACL 2022*. Association for Computational Linguistics, Seattle, United States, 2543–2556. <https://doi.org/10.18653/v1/2022.findings-naacl.194>
- [17] Ze Liu, Yutong Lin, Yue Cao, Han Hu, Yixuan Wei, Zheng Zhang, Stephen Lin, and Baining Guo. 2021. Swin transformer: Hierarchical vision transformer using shifted windows. In *Proceedings of the IEEE/CVF International Conference on Computer Vision*. 10012–10022.
- [18] Jiasen Lu, Dhruv Batra, Devi Parikh, and Stefan Lee. 2019. ViLbert: Pretraining task-agnostic visiolinguistic representations for vision-and-language tasks. *Advances in neural information processing systems* 32 (2019).
- [19] Jing Ma, Wei Gao, Prasenjit Mitra, Sejeong Kwon, Bernard J. Jansen, Kam-Fai Wong, and Meeyoung Cha. 2016. Detecting Rumors from Microblogs with Recurrent Neural Networks. In *Proceedings of the Twenty-Fifth International Joint Conference on Artificial Intelligence (New York, New York, USA) (IJCAI'16)*. AAAI Press, 3818–3824.
- [20] Jing Ma, Wei Gao, and Kam-Fai Wong. 2017. Detect Rumors in Microblog Posts Using Propagation Structure via Kernel Learning. In *Proceedings of the 55th Annual Meeting of the Association for Computational Linguistics (Volume 1: Long Papers)*. Association for Computational Linguistics, Vancouver, Canada, 708–717. <https://doi.org/10.18653/v1/P17-1066>
- [21] Jing Ma, Wei Gao, and Kam-Fai Wong. 2018. Rumor Detection on Twitter with Tree-structured Recursive Neural Networks. In *Proceedings of the 56th Annual Meeting of the Association for Computational Linguistics (Volume 1: Long Papers)*. Association for Computational Linguistics, Melbourne, Australia, 1980–1989. <https://doi.org/10.18653/v1/P18-1184>
- [22] Andrew L Maas, Awni Y Hannun, Andrew Y Ng, et al. 2013. Rectifier nonlinearities improve neural network acoustic models. In *Proc. icml*, Vol. 30. Atlanta, Georgia, USA, 3.
- [23] Peng Qi, Juan Cao, Tianyun Yang, Junbo Guo, and Jintao Li. 2019. Exploiting multi-domain visual information for fake news detection. In *2019 IEEE international conference on data mining (ICDM)*. IEEE, 518–527.
- [24] Karen Simonyan and Andrew Zisserman. 2014. Very deep convolutional networks for large-scale image recognition. *arXiv preprint arXiv:1409.1556* (2014).
- [25] Shivangi Singhal, Rajiv Ratn Shah, Tanmoy Chakraborty, Ponnurangam Kumaraguru, and Shin'ichi Satoh. 2019. Spofake: A multi-modal framework for fake news detection. In *2019 IEEE fifth international conference on multimedia big data (BigMM)*. IEEE, 39–47.
- [26] Chenguang Song, Nianwen Ning, Yunlei Zhang, and Bin Wu. 2021. A multimodal fake news detection model based on crossmodal attention residual and multichannel convolutional neural networks. *Information Processing Management* 58, 1 (2021), 102437.

- [27] Changhe Song, Cheng Yang, Huimin Chen, Cunchao Tu, Zhiyuan Liu, and Maosong Sun. 2019. CED: credible early detection of social media rumors. *IEEE Transactions on Knowledge and Data Engineering* 33, 8 (2019), 3035–3047.
- [28] Nitish Srivastava, Geoffrey Hinton, Alex Krizhevsky, Ilya Sutskever, and Ruslan Salakhutdinov. 2014. Dropout: a simple way to prevent neural networks from overfitting. *The journal of machine learning research* 15, 1 (2014), 1929–1958.
- [29] Ashish Vaswani, Noam Shazeer, Niki Parmar, Jakob Uszkoreit, Llion Jones, Aidan N Gomez, Łukasz Kaiser, and Illia Polosukhin. 2017. Attention is all you need. *Advances in neural information processing systems* 30 (2017).
- [30] Petar Veličković, Guillem Cucurull, Arantxa Casanova, Adriana Romero, Pietro Lio, and Yoshua Bengio. 2017. Graph attention networks. *arXiv preprint arXiv:1710.10903* (2017).
- [31] Pascal Vincent, Hugo Larochelle, Yoshua Bengio, and Pierre-Antoine Manzagol. 2008. Extracting and Composing Robust Features with Denoising Autoencoders. In *Proceedings of the 25th International Conference on Machine Learning (Helsinki, Finland) (ICML '08)*. Association for Computing Machinery, New York, NY, USA, 1096–1103. <https://doi.org/10.1145/1390156.1390294>
- [32] Yaqing Wang, Fenglong Ma, Zhiwei Jin, Ye Yuan, Guangxu Xun, Kishlay Jha, Lu Su, and Jing Gao. 2018. EANN: Event Adversarial Neural Networks for Multi-Modal Fake News Detection. In *Proceedings of the 24th ACM SIGKDD International Conference on Knowledge Discovery; Data Mining (London, United Kingdom) (KDD '18)*. Association for Computing Machinery, New York, NY, USA, 849–857. <https://doi.org/10.1145/3219819.3219903>
- [33] Yaqing Wang, Fenglong Ma, Haoyu Wang, Kishlay Jha, and Jing Gao. 2021. Multimodal Emergent Fake News Detection via Meta Neural Process Networks. In *Proceedings of the 27th ACM SIGKDD Conference on Knowledge Discovery; Data Mining (Virtual Event, Singapore) (KDD '21)*. Association for Computing Machinery, New York, NY, USA, 3708–3716. <https://doi.org/10.1145/3447548.3467153>
- [34] Lingwei Wei, Dou Hu, Wei Zhou, Zhaojuan Yue, and Songlin Hu. 2021. Towards Propagation Uncertainty: Edge-enhanced Bayesian Graph Convolutional Networks for Rumor Detection. In *Proceedings of the 59th Annual Meeting of the Association for Computational Linguistics and the 11th International Joint Conference on Natural Language Processing (Volume 1: Long Papers)*. Association for Computational Linguistics, Online, 3845–3854. <https://doi.org/10.18653/v1/2021.acl-long.297>
- [35] Rui Xia, Kaizhou Xuan, and Jianfei Yu. 2020. A State-independent and Time-evolving Network for Early Rumor Detection in Social Media. In *Proceedings of the 2020 Conference on Empirical Methods in Natural Language Processing (EMNLP)*. Association for Computational Linguistics, Online, 9042–9051. <https://doi.org/10.18653/v1/2020.emnlp-main.727>
- [36] Junxiao Xue, Yabo Wang, Yichen Tian, Yafei Li, Lei Shi, and Lin Wei. 2021. Detecting fake news by exploring the consistency of multimodal data. *Information Processing Management* 58, 5 (2021), 102610.
- [37] Fan Yang, Yang Liu, Xiaohui Yu, and Min Yang. 2012. Automatic Detection of Rumor on Sina Weibo. In *Proceedings of the ACM SIGKDD Workshop on Mining Data Semantics (Beijing, China) (MDS '12)*. Association for Computing Machinery, New York, NY, USA, Article 13, 7 pages. <https://doi.org/10.1145/2350190.2350203>
- [38] Yuning You, Tianlong Chen, Yongduo Sui, Ting Chen, Zhangyang Wang, and Yang Shen. 2020. Graph contrastive learning with augmentations. *Advances in Neural Information Processing Systems* 33 (2020), 5812–5823.
- [39] Feng Yu, Qiang Liu, Shu Wu, Liang Wang, and Tieniu Tan. 2017. A Convolutional Approach for Misinformation Identification. In *Proceedings of the Twenty-Sixth International Joint Conference on Artificial Intelligence, IJCAI-17*. 3901–3907. <https://doi.org/10.24963/ijcai.2017/545>
- [40] Huaiwen Zhang, Quan Fang, Shengsheng Qian, and Changsheng Xu. 2019. Multi-modal knowledge-aware event memory network for social media rumor detection. In *Proceedings of the 27th ACM international conference on multimedia*. 1942–1951.
- [41] Jiaqi Zheng, Xi Zhang, Sanchuan Guo, Quan Wang, Wenyu Zang, and Yongdong Zhang. 2022. MFAN: Multi-modal Feature-enhanced Attention Networks for Rumor Detection. In *Proceedings of the Thirty-First International Joint Conference on Artificial Intelligence, IJCAI-22*, Lud De Raedt (Ed.). International Joint Conferences on Artificial Intelligence Organization, 2413–2419. <https://doi.org/10.24963/ijcai.2022/335> Main Track.
- [42] Peng Zhou, Xintong Han, Vlad I Morariu, and Larry S Davis. 2018. Learning rich features for image manipulation detection. In *Proceedings of the IEEE conference on computer vision and pattern recognition*. 1053–1061.
- [43] Xinyi Zhou, Jindi Wu, and Reza Zafarani. 2020. SAFE: Similarity-Aware Multi-modal Fake News Detection. In *Pacific-Asia Conference on Knowledge Discovery and Data Mining*. Springer, 354–367.
- [44] Arkaitz Zubiaga, Ahmet Aker, Kalina Bontcheva, Maria Liakata, and Rob Procter. 2018. Detection and Resolution of Rumours in Social Media: A Survey. *ACM Comput. Surv.* 51, 2, Article 32 (feb 2018), 36 pages. <https://doi.org/10.1145/3161603>