

Patterns of Persistence and Diffusibility across the World's Languages

Yiyi Chen*

Aalborg University, Copenhagen, Denmark

Johannes Bjerva

Aalborg University, Copenhagen, Denmark

Language similarities can be caused by genetic relatedness, areal contact, universality, or chance. Colexification, i.e. a type of similarity where a single lexical form is used to convey multiple meanings, is underexplored. In our work, we shed light on the linguistic causes of cross-lingual similarity in colexification and phonology, by exploring genealogical stability (persistence) and contact-induced change (diffusibility). We construct large-scale graphs incorporating semantic, genealogical, phonological and geographical data for 1,966 languages. We then show the potential of this resource, by investigating several established hypotheses from previous work in linguistics, while proposing new ones. Our results strongly support a previously established hypothesis in the linguistic literature, while offering contradicting evidence to another. Our large scale resource opens for further research across disciplines, e.g. in multilingual NLP and comparative linguistics.

1. Introduction

Comparative linguistics explores the intricate and diverse patterns that influence the current structure (synchrony) and historical development (diachrony) of languages. By examining these patterns and uncovering their causes and origins, we gain a deeper understanding of the similarities and differences between languages. Language similarities have been extensively employed in various field, such as multilingual natural language processing (NLP). In NLP, a commonly employed strategy is transfer learning, which involves leveraging the knowledge from high-resource languages to aid low-resource languages. Within this context, many studies have investigated the role of typology in NLP, e.g., via the similarity in syntactic typology across languages (Malaviya, Neubig, and Littell 2017; Bjerva and Augenstein 2018a,b, 2021; Cotterell et al. 2019; Bjerva et al. 2019a,b, 2020; Stanczak et al. 2022; Östling and Kurfalı 2023; Fekete and Bjerva 2023; Bjerva 2023). Recently work has also investigated semantic typology as a valuable resource in this area of study (Chen, Biswas, and Bjerva 2023; Liu et al. 2023a).

Within linguistics, recent work has investigated what factors govern typological patterns across languages. Colexifications represent one research direction, where the focus is on uncovering and exploring patterns across languages. There is often an underlying assumption that any shared colexification patterns are a result more from areal contact, rather than genealogical inheritance, with a general lack of empirical evidence (Haugen 1950; Ross 2001, 2007; Matras and Sakel 2007; Haspelmath 2009). As an example, Gast and Koptjevskaja-Tamm (2022) investigate how colexification patterns and phonological forms of lexical items are genealogically inherited or acquired through language contact in Europe. The main limitations in such work, are found in the scale of languages looked at, the binary modelling of the colexification patterns for language similarities, the reliance on an external database without context and low scalability of manual curation of the language contact networks. Our work extends significantly upon this research direction, providing a comprehensive resource on which to build empirical evidence.

* E-mail: yiyic@cs.aau.dk.

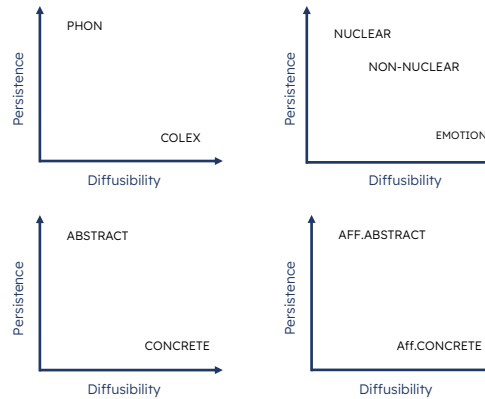


Figure 1: A visualization of the Hypotheses. Left Top: Hypothesis **H1** of low persistence and high diffusibility of colexification patterns compared to phonological patterns. Right Top: Hypothesis **H2.a** of differential persistence and diffusibility in colexification patterns in nuclear, non-nuclear and emotion vocabularies. Left Bottom: Hypothesis **H2.b** of high persistence and low diffusibility of abstract colexification patterns compared to concrete colexification patterns. Right Bottom: Hypothesis **H2.c** of high persistence and low diffusibility of affectively loaded abstract colexification patterns compared to affectively loaded concrete colexification patterns.

Contributions. We build large-scale language graphs incorporating semantic, phonological, and genealogical data, opening for a range of research questions in linguistics, with use cases more broadly in cross-lingual NLP¹. We test the following hypotheses, visualized in Fig. 1:

H1. Hypothesis of (a) Low Persistence and (b) High Diffusibility of Colexification Patterns

Degrees of similarity between languages in terms of colexification patterns involving genealogical stable concepts (NUCLEAR) (a) reflect genealogical relatedness to a lesser extent than and (b) reflect language contact to a greater extent than degrees of similarity in terms of the phonological form of NUCLEAR concepts do. (Gast and Koptjevskaja-Tamm 2022)

H2. Hypothesis of Differential Diffusibility and Persistence of Colexification Patterns of

H2.a. Differential Genealogical Stability Colexifications involving more genealogical stable concepts are more persistent and less diffusible than colexifications involving less genealogical stable concepts. (Gast and Koptjevskaja-Tamm 2022)

H2.b. Abstractness and Concreteness Colexifications involving abstract concepts are more persistent and less diffusible than colexifications involving concrete concepts.

H2.c. Affectively loaded Abstractness and Affectively loaded Concreteness Colexifications involving affectively loaded abstract concepts are more persistent and less diffusible than colexifications involving affectively loaded concrete concepts.

By testing hypotheses **H1** and **H2.a** from previous work in linguistics, we show the potential of this resource – interestingly, we verify **H1.a**, and contradict **H1.b** and **H2.a**. Furthermore, we showcase a suite of new hypotheses, **H2.b** and **H2.c**, on this new resource. Finally, we discuss the potential applications of language graph and conclude.

¹ GitHub: <https://anonymous.4open.science/r/PersistenceAndDiffusibility-018F/>, OSF: https://osf.io/5sh62/?view_only=5d07119803c24743940a08777884cc33

2. Related Work

2.1 Colexification

The concept of cross-linguistic colexifications was initially formulated by François (2008) as a means of creating semantic maps. These maps visually depict the relationships between recurring expressions of meaning in a language (Haspelmath 2003), as language-specific colexification patterns indicate semantic proximity or connections between the meanings being colexified (Hartmann, Haspelmath, and Cysouw 2014). Exploring colexification patterns across languages provides valuable insights in various fields. For instance, it helps uncover cognitive principles (Xu et al. 2020; Brochhagen and Boleda 2022), diachronic semantic shifts in individual languages (Karjus et al. 2021; François 2022), and research in areal linguistics (Koptjevskaja-Tamm and Liljegren 2017; Schapper and Koptjevskaja-Tamm 2022; Heine and Kuteva 2003).

In the domain of emotions, Jackson et al. (2019) conduct research on cross-lingual colexifications and discovered that distinct languages associate emotional concepts differently. For example, Persian speakers closely link the concepts of GRIEF and REGRET whereas Dargwa speakers connect it with ANXIETY. This cultural variation and universal structure in emotion semantics is applied in NLP (Sun et al. 2021). For our study, we incorporate the concepts from emotion semantics to construct colexification patterns to test differential persistence and diffusibility.

Di Natale, Pellert, and Garcia (2021) use colexification patterns to test whether words connected through colexification patterns convey similar affective meanings. Inspired by this, Chen and Bjerva (2023) create a large-scale concept graph incorporating concreteness, affectiveness and phonetic data leveraging colexification patterns. Liu et al. (2023b) create a bipartite directed alignment graph across languages using colexification patterns. Built on which, Liu et al. (2023a) create a multilingual graph ColexNet+.

2.2 Areal Linguistics

In areal linguistics, the concept of horizontal transfer refers to language features affecting each other through contact across longer periods of time, e.g. via borrowing lexical items. Such lexical borrowings are relatively simple to analyze, and have been thoroughly explored in the literature. Within the scope of language contact, shared features within geographically defined areas are also explored. For instance, macroareas for the world's languages have been defined (Dryer 1989, 1992) with the purpose of investigating, e.g., universals, while complementary work also points out how contact influences can also be found across boundaries of such areas (Miestamo, Bakker, and Arppe 2016). Other types of area definitions also exist, e.g. in AUTOTYP (Nichols and Bickel 2009), while others propose purely radius-based measures (Jaeger et al. 2011; Cysouw 2013; Bjerva et al. 2020).

Within the context of areal linguistics, Gast and Koptjevskaja-Tamm (2022) investigate the degree to which colexification patterns are susceptible to diffusion, using the CLICS³ database to identify areal patterns in colexifications in Europe. In contrast, we use frequencies of colexification patterns from large-scale parallel data, indicating contextual information beyond the binary coding of patterns in Gast and Koptjevskaja-Tamm (2022).

2.3 Resources

Glottolog/Langdoc (Hammarström and Nordhoff 2011) is a bibliographic database that catalogs languages worldwide, including lesser-known languages, assigning unique and stable identifiers to each language, family, and dialect. The World Atlas of Language Structures (WALS) (Dryer

and Haspelmath 2013) offers structural information of Languages. Littell et al. (2017) constructs URIEL, which includes matrices representing language distances across various categories (e.g., geography, genealogy, syntax, phonology) for over 7,000 languages. Additionally, AUTOTYP² (Bickel et al. 2023) supplies data for areas, whose definitions are free of linguistic information in order to avoid circularity in areal linguistics area (Bickel and Nichols 2006). For our study, we extract and process genealogical, geographical, and syntactic data from these databases.

ColexNet+ (Liu et al. 2023a) is created using colexification patterns from Bible translations from the PBC corpus (Mayer and Cysouw 2014) across 1,335 languages. In this study, we extract the frequency of colexifications in Bible data from ColexNet+ to model language similarities, to further examine the hypothesis of persistence and diffusibility of colexification patterns. The underlying assumption is that the widespread occurrence of colexification patterns across different languages signifies semantic similarities between those languages, which aligns with the frequentist perspective in linguistics (Johnson 2008). With this approach, we can also avoid the shortcomings using an external translation-based database such as CLICS³ (Rzyski et al. 2020), such as lacking of context and binary modeling on the colexification patterns.

Norms and ratings of words are essential components in psychology, linguistics, and increasingly used in NLP. Norms capture the typical usage frequency and context of words in a specific language, while ratings reflect subjective evaluations of individuals on dimensions like concreteness, valence, arousal, and imageability (Brybaert, Warriner, and Kuperman 2014; Warriner, Kuperman, and Brybaert 2013). Di Natale, Pellert, and Garcia (2021) show that colexification patterns capture similar affective meanings, indicating that concepts with closer affective associations are more likely to colexify. Additionally, studies demonstrate a tendency for abstract words to co-occur with other abstract words and vice versa for concrete words (Frassinelli et al. 2017; Naumann, Frassinelli, and Schulte im Walde 2018) In our study, we extract concepts representing different degrees of concreteness and affectiveness to examine the differential persistence and diffusion, similar to the mapping process of Chen and Bjerva (2023).

2.4 Patterns of Persistence and Diffusability

Similarities between languages can manifest across levels of linguistic structure, and are governed and affected by various factors. For instance, if two languages exhibit phonological similarities in their core concepts, such as the English word *water* and the Norwegian word *vann*, both meaning WATER, it may suggest a genealogical connection between the languages. While コンピューター (Konpyūtā) in Japanese and *der Computer* in German both stem from the English word *computer*, which is an example of language contact.

Previous research has relied on phonological similarities to identify the genealogical relatedness (Darquennes 2006; Jäger 2018). This approach is based on the underlying assumption that certain concepts are universally entrenched in the languages and their corresponding words are resistant to change throughout language evolution, despite potential variations in their historical stability (Holman et al. 2008; Tadmor, Haspelmath, and Taylor 2010). In such sense, core concepts from Swadesh list (Swadesh 1950) is presumed to exhibit substantial *persistence* (Swadesh 1955) and limited susceptibility to *borrowability* (Carling et al. 2019)

Generalizations regarding borrowability and *diffusibility* have primarily been formulated in relation to different levels of language system (Matisoff 2001; Wichmann and Holman 2009). It is widely recognized that the lexicon is particularly prone to change induced by language contact (Kuteva 2017). However, the potential for ordering and transferring phonological patterns

² <https://github.com/autotyp/autotyp-data>

has not been extensively explored (Koptjevskaja-Tamm 2011). Moreover, language contact as cause for lexico-semantic patterns is taken for granted in linguistic research, with few exceptions (Smith-Stark 1994; Brown 2011; Hayward 1991, 2000).

We conduct a large-scale study on the persistence and diffusibility of colexification and phonological patterns.

3. Constructing a Rich Language Graph

To examine persistence and diffusibility, we collect data from various sources to gauge language (dis)similarities across semantic and phonological spectra. We also consider language contact intensity and genealogical relatedness to construct a comprehensive language graph on a large scale. The specific steps involved in data curation and processing are outlined below. As a baseline for comparison with semantic and phonological distances, we include the SYNTACTIC distances from Littell et al. (2017). We use distance measures to quantify the relationships and degrees of difference between languages, in line with previous linguistic research. Fig. 2 shows an example of the resulting language graph, where each node represents a language with its attributes, and the table associated with the edges represents the extracted and processed attributes used to capture language distances.




Figure 2: Language Graph. Each node represent a language with a table of attributes for language name, family, genus, parent, branch, glottocode, are and macroareas. Each edge represent distances for a pair of languages, in the aspect of geographical, language contact, areal categories, and other distances calculated from colexification patterns and phonological forms.

Language	(LANGUAGE, TONGUE)	(EYE, LOOK)	(TREE, WOOD)	(KNEE, KNEEL)
Russian	(язык, языках) 163	(гля, смотр, уви) 264	(дерев, инжир, пальм) 228	(колен) 42
Polish	(język, język) 169	0	(zawies, palm, drzew) 251	0
Danish	(tungemål, tunge, tungetale, tunger) 162	0	(træ, træ) 244	0
German	(übersetzen, schreibweise, zungen, zunge) 152	0	0	0
Dutch	(taal, talen, tong) 158	0	0	0

Table 1: Four colexifications in Russian, Polish, Danish, and Rundi, with their realization word forms and frequencies in the regarding languages.

Concepts. To test the differential persistence and diffusibility of colexification patterns across languages, we curate concepts of different degrees of genealogical stability, concertness and affectiveness, for the construction of three colexification matrices. See details of the curated concepts in Appendix 6.

First, for testing **H1** and **H2.a**, we first curate the NUCLEAR concepts, which are the 40 most genealogically stable items of core vocabulary. For constructing colexification matrices for **H2.a**, we further curate concepts in NON-NUCLEAR (the rest of swadesh list), EMTION (Jackson et al. 2019) and RANDOM (randomly sampled concepts disjunctive with the aforementioned concept lists), representing from the more genealogical stable to the lesser.

In Brysbaert, Warriner, and Kuperman (2014), 40,000 English word lemmas were rated on a scale of 1 to 5 for concreteness. Second, two concept lists are curated for testing **H2.b**, with concepts in the ABSTRACT set having ratings below 3, and the concepts in the CONCRETE set having ratings above 4.

In the study by Warriner, Kuperman, and Brysbaert (2013), around 14,000 English lemmas were assigned valence, arousal, and dominance ratings on a scale of 1 (happy [excited; controlled]) to 9 (unhappy [calm; in control]). We define concepts with all three ratings below 4 or above 6 are as having high-level affectiveness, in consistency with Warriner, Kuperman, and Brysbaert (2013). To further examine the impact of affectiveness on differential persistence and diffusibility (**H2.c**), additional filtering was applied to the ABSTRACT and CONCRETE lists. This filtering focused on the highly affectively loaded concepts, resulting in refined concepts referred to as AFF.ABSTRACT and AFF.CONCRETE, respectively.

Colexification Matrices. In each language, a colexification pattern can be manifested by different word forms. For example, *ähnlich* and *vergleichen* in German are word forms that represent the colexification pattern (COMPARE, LIKE). To model the semantic distances among languages using colexifications, we construct colexification matrices based on the curated concept lists and the frequencies of the colexification patterns.

Similar to (Gast and Koptjevskaja-Tamm 2022), we select the colexification patterns (C_1, C_2) based on a set of concepts \mathbf{C} , where at least one concept, C_1 or C_2 , is consisted in the colexification pattern in a language L . For example, as shown in Table 1, the extracted four colexification patterns, in which the concepts TONGUE, EYE, TREE, and KNEE are included in the NUCLEAR concept list, while the other concepts are not (cf. Appendix 6).

Contrary to Gast and Koptjevskaja-Tamm (2022), instead of modeling colexification patterns as binary attributes, i.e., occurring in a language or not, we take a *distributional semantic* view on colexification patterns, for which we use ColexNet+ trained on Bible data (Liu et al. 2023a). Based on the aggregated frequencies of the realized word forms of a colexification pattern, we construct a vector vec_L for each language L . For example, the word forms *træ* and *træe*, which are the realizations of the colexification pattern (TREE, WOOD), occur 91 and 153 times in the Danish Bible corpus, respectively. As a result, we record the frequency of the colexification pattern (TREE, WOOD) in Danish as 244, as illustrated in Table 1. In notation, each data point is formulated as (C_1, C_2, L, F) , where C_1 and C_2 are concepts, L is a language, if the Bible data contains forms for C_1 and C_2 in L , and F is a variable indicating how frequent the C_1 and C_2 are colexified in L . We also include the negative samples, where F equals to 0 if the colexification pattern does not occur in L . To model the language dissimilarities, each language L is represented by a vector v_L consisting of frequencies of all the occurring colexification patterns in L . Subsequently, a colexification matrix consisting of a set of n languages L_1, L_2, \dots, L_n based on a set of concepts \mathbf{C} is defined as $\mathbf{M}_{\mathbf{C}} = [v_{L_1}, v_{L_2}, \dots, v_{L_n}]$, where there are m colexification patterns based on \mathbf{C} and $\mathbf{M}_{\mathbf{C}} \in \mathbb{N}^{n,m}$. For example, considering only four colexification patterns in Table 1, $v_{Russian} = [163, 264, 228, 42]$ and $v_{Polish} = [169, 0, 251, 0]$. Based

on Table 1, a colexification matrix can be constructed as $\mathbf{M}_{5,4} = \begin{bmatrix} 163 & 264 & 228 & 42 \\ 169 & 0 & 251 & 0 \\ \dots & \dots & \dots & \dots \\ 158 & 0 & 0 & 0 \end{bmatrix}$, consisting of 4 colexification patterns across 5 languages. It is obvious in this example, German is more similar to Dutch than to Russian in terms of the overlapping colexification patterns. Taking the frequency into consideration, we compare languages sharing the same colexification patterns with various frequencies. To ensure the fairness for experimentation, the sets of colexification patterns include mutually exclusive concept lists, resulting in evenly distributed and disjointed colexification matrices (cf. Appendix 6).

Semantic Distances. By utilizing colexification matrices obtained from different concept sets, the semantic distances can be determined using the formula $1 - \frac{\langle v_{L_i}, v_{L_j} \rangle}{\|v_{L_i}\| \cdot \|v_{L_j}\|}$, ranging from 0 (least distant) to 1 (most distant). Here, v_{L_i} and v_{L_j} denote the language vectors corresponding to languages (L_i, L_j) . Fig. 2 shows the calculated semantic distance using the NUCLEAR-matrix labeled as NUCLEAR in the language network. In the same vein, NON-NUCLEAR, EMOTION, RANDOM, CONCRETE, ABSTRACT, AFF.CONCRETE and AFF.ABSTRACT are calculated using the corresponding matrices. Overall, the semantic distances measured by colexification patterns are extracted for 1320 languages and 870,540 language pairs.

Phonological Distances. Using phonetically transcribed word lists from the ASJP database (Wichmann, Holman, and Brown 2022), phonological distances between languages are determined based on the overall dissimilarity of 40 NUCLEAR concepts (Jäger 2018). These distances, measured by sound classes, are extracted for 1,558 languages and 1,212,903 language pairs. The phonological distances PHON are used to populate the language graph, ranging from 0 (most similar) to 1 (most distant).

Genealogical Relatedness. The genealogical data for each language is extracted from Glottolog (Hammarström et al. 2022)³, such as FAMILY, PARENT, BRANCH, and MACROAREA while GENUS is extracted from WALS (Dryer and Haspelmath 2013). We record the each relationship between each pair of languages as either its name (identical) or 0 (un-identical), see Fig. 2. We define two languages are lower-level related, if they have the identical language branch; mid-level related with identical genus; higher-level related with identical family; otherwise unrelated. Furthermore, GENETIC distances among languages are extracted for further analysis, which are calculated based on the Glottolog language tree (Littell et al. 2017). In addition, AREA data is extracted from AUTOTYP.

Linguistically Motivated Contact Intensity. Coordinates of languages are extracted from Glottolog database, with which the geodesic distances (KM)⁴ among languages are calculated, recorded as GEO.DIST. Furthermore, language contact distance, i.e., CONTACT.DIST, is measured as the number of languages in between each language pair based on geographical distances (Dryer 2018). While Gast and Koptjevskaja-Tamm (2022) uses GEO.DIST to define language neighbours distinguishing national and minor languages, their language network is limited to European countries and difficult to scale across the world without comprehensive meta data. For better scalability and consistency, we define neighbouring languages when there are less than 10 contact languages in between, recorded as a binary value 0 (non-neighbour) or 1 (neighbour) as NEIGHBOUR, align with Dryer (2018) (cf. Appendix 6 for examples of

³ We use the most recent version Glottolog 4.7: <https://zenodo.org/record/7398962>.

⁴ <https://geopy.readthedocs.io/en/stable/index.html?highlight=geodesic#geopy.distance.geodesic>

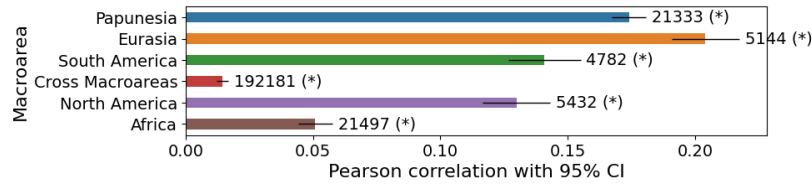


Figure 3: Pearson Correlation between Phonological Distances and Semantic Distances Per Macroarea. The numbers besides the bar indicates the number of language pairs (samples) per each macroarea. **Cross Macroareas** represent the language pairs are not in the same macroarea. All p -values are < 0.001 (*).

language contact graphs). For experimentation, both CONTACT.DIST and GEO.DIST are rescaled and normalized to the range of 0 to 1.

4. Experiments, Analyses and Results

Based on this rich language graph, we analyze the language dissimilarities measured by colexification and phonological patterns, and investigate established hypotheses **H.1** and **H.2.a** from linguistics (Gast and Koptjevskaja-Tamm 2022), building on areal linguistics, in addition to providing new hypotheses **H.2.b** and **H.2.c**.

4.1 Phonological vs. Semantic Distances of Languages

To examine the relationship between phonological and semantic dissimilarities among languages, Pearson correlations are computed between semantic distances (NUCLEAR-matrix) and phonological distances (PHON), both based on nuclear vocabulary. The correlations are analyzed within and across macroareas, where a dataset of 912 languages and 250,369 language pairs (samples) is used. A significant portion of language pairs (190,013) from different macroareas exhibit relatively low correlations (Fig. 3). However, across macroareas, there is a consistent increase in phonological distance as semantic distance increases, with all correlations being statistically significant. Notably, although **Papunesia** has a greater number of language pairs (21,333) compared to other macroareas, it also displays a stronger effect size (r) in terms of correlation.

4.2 Language Distances of Phonology/Colexification Patterns vs. Language Contact Distances across Genealogical Relatedness

Based on our data, we observe that the relationship between genealogical distance and contact distance as indicators of phonological distance is negative. In other words, when languages are closely (lower-level and mid-level) related, the correlation between contact distance and phonological distance is more pronounced compared to languages that are more distantly (higher-level) related or unrelated.

To investigate the relationship between language contact distances (GEO.DIST) and semantic/phonological distances in our data, we conduct a stratified sampling of 1,744 language pairs out of a total of 568,286 pairs with known relatedness, and employ linear regression. Fig. 4 shows the phonological distance (top) and semantic distance (bottom) against contact distances Each

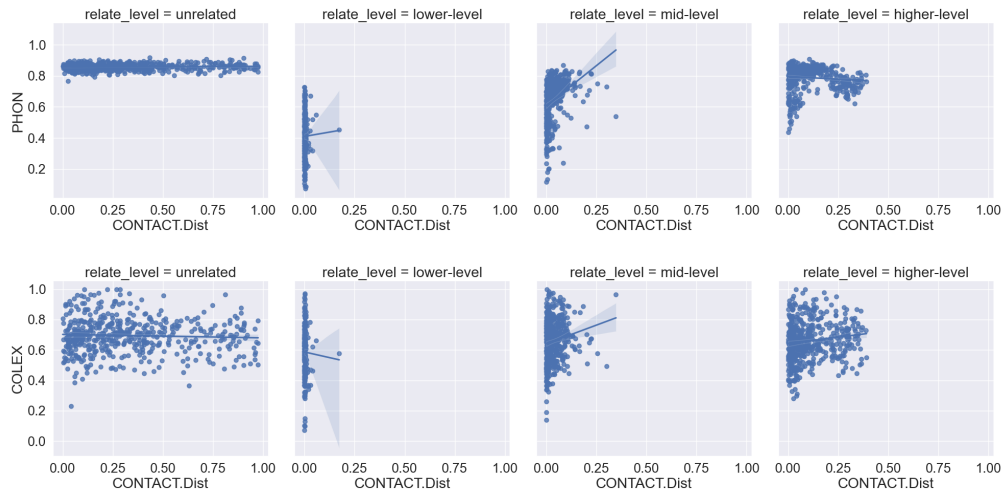


Figure 4: Phonological distances (top) and Semantic Distances (NUCLEAR) (bottom) plotted against geographical distance, for four groups of genealogical relatedness (unrelated, lower-level related, mid-level related, and higher-level related).

dot on the plots represents a language pair, divided into unrelated, lower-level related, mid-level related, and higher-level related language pairs, from left to right.

In terms of phonological distances, the slope of regression line is steepest for mid-level related languages, indicating a stronger correlation between contact distance and phonological distance. While for colexification patterns, they show a closer correlation with contact distance as well for mid-level languages, while a reverse correlation for lower-level contact distances, which contracts the observations made by [Gast and Koptjevskaja-Tamm \(2022\)](#). We note that their study is limited to a total of 45 languages, where they observe a notable correlation between colexification distances and contact distances for unrelated languages. Additionally, we observe notable disparities in variances. Phonological distances among higher-level related or unrelated languages consistently exhibit high values with minimal variance. On the other hand, phonological distances among closely related languages display greater variances, as do colexification distances across different levels of genealogical relatedness.

It is notable that semantic distances decrease as language contact distances increase for language related at a lower level. To investigate further, the relationships between semantic distances and language contact distances for each branch are shown in Fig. 2 and Fig. 3 (cf. Appendix 6). Both negative and positive correlations are presented for different branches involving extremely low-resource languages, which can be inviting for further research.

4.3 Persistence and Diffusibility of Phonology vs. Colexifications

To examine the hypotheses **H.1** of persistence and diffusibility of colexification patterns and phonological forms, mixed effects regression modelling is implemented to test the correlations between variables of interest. We report the average Beta coefficients, indicating the magnitude of the effects and reflecting the strength of the correlations, for all language pairs in the sample.

As depicted in Fig. 5 (left), we compare the correlations between phylogenetic distance (GENETIC) and (i) colexification, (ii) phonological, and (iii) syntactic distances, while controlling

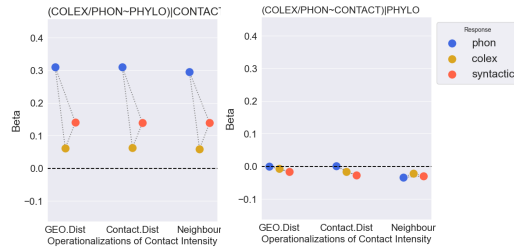


Figure 5: Beta Coefficients of Regression Analyses. The plot on the left shows the values for PHON and PHYLO (blue), COLEX and PHYLO (yellow) and SYNTACTIC and PHYLO (orange), with the three operationalizations of contact intensity as control variables. The plot on the right shows the mean Beta coefficients for the three CONTACT distances and the PHON (blue), in comparison to the COLEX (yellow) and SYNTACTIC (orange) distances. The confidence interval at 95% are within $(-0.05, 0.2)$ for Beta coefficients. $p < 0.001$ for all.

for language contact intensity (GEO.DIST, CONTACT.DIST, and NEIGHBOUR), grouped by the level of relatedness.

The dots in Fig. 5 represent the mean values of Beta coefficients for 250,369 language pairs (912 languages), where we have data points of NUCLEAR, PHON, SYNTACTIC, and the level of relatedness. These values demonstrate the degree of persistence. The dashed lines connecting the dots represent the differences between paired sets of Beta coefficients.

The result confirms **H.1(a)** that phonological forms are more persistent than colexification patterns, as the Beta coefficients for PHON and phylogenetic distance are significantly higher than those for both COLEX and SYNTACTIC with phylogenetic distance. In addition, SYNTACTIC exhibits a higher level of persistence compared to COLEX, although the differences are within 0.1 for all three control language contact intensity variables ($p < 0.001$), corroborating the intuition that the syntactic features are more resistant to change than colexification patterns across languages.

Fig. 5 (right) compares the correlations between the three language contact intensity variables and (i) colexification, (ii) phonological, and (iii) syntactic distances, while controlling phylogenetic distance (GENETIC). The mean Beta coefficients are near zero, compared to the left plot, and the difference is negligible, contradicting **H.1(b)**. In contrast to [Gast and Koptjevskaja-Tamm \(2022\)](#), where only unrelated languages are considered for testing degrees of diffusibility and mid-high distant languages are tested for persistence, our study implement regression modelling on all levels of genealogical relatedness and all range of geographical distances.

The findings strongly support the hypothesis that colexification patterns exhibit low persistence, regardless of the control conditions for contact intensity. On the other hand, the hypothesis of higher diffusibility for colexification patterns is not well supported. Language distances derived from colexification patterns, much like those based on phonological forms, predominantly reflect the degree of genealogical inheritance rather than contact intensity (Fig. 5).

4.4 Differential Persistence and Diffusibility of Colexification Patterns

To test differential persistence and diffusibility of colexification patterns, we propose a suite of hypotheses, involving lexicons on different scales of genealogical stability, concreteness and affectiveness. We follow the same analysis as in Section 4.3 to test all the hypotheses in this section. For all the regression modelling, the languages are grouped by different levels of

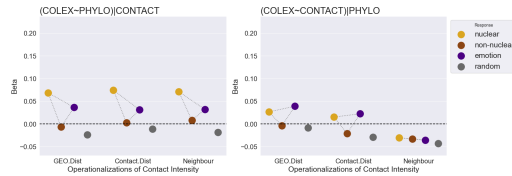


Figure 6: Beta Coefficients of Regression Analyses. The plot on the left shows the values for COLEX.NUCLEAR, COLEX.NON-NUCLEAR, COLEX.EMOTION, and COLEX.RANDOM. The plot on the right shows the values for the three COLEX-matrices and the three CONTACT distances.

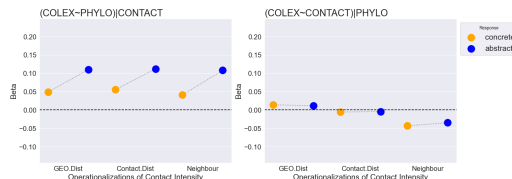


Figure 7: Beta Coefficients of Regression Analyses. The plot on the left shows the values for COLEX.CONCRETE (orange), in comparison to COLEX.ABSTRACT (blue). The plot on the right shows the values for the two COLEX-matrices and the three CONTACT distances.

relatedness, and for all the reported Beta coefficients, the confidence intervals at 95% are within $(-0.1, 0.1)$ and $p < 0.001$.

Core vs. Emotion vs. Random Concepts. Similar to previous research (Gast and Koptjevskaja-Tamm 2022), we hypothesize **H.2.a** that there is a differential persistence of colexification patterns involving core (NUCLEAR and NON-NUCLEAR) concepts, EMOTION and RANDOM concepts.

As shown in Fig. 6, contrary to previous findings, the COLEX.NUCLEAR are clearly more persistent and not less diffusible than the COLEX.NON-NUCLEAR concepts. Although the Beta coefficients are small, there is evidence supporting a gradual differential persistence from COLEX.NUCLEAR, COLEX.EMOTION, COLEX.NON-NUCLEAR to COLEX.RANDOM, under all three control conditions for contact intensity. It is notable that, COLEX.EMOTION shows both more persistence and diffusibility than COLEX.NON-NUCLEAR. We further investigate cross-family language similarity using adjusted rand indices (ARIs) (cf. Appendix 6).

Concreteness vs. Abstractness. Previous research shows that concrete concepts are more easily learned and remembered than abstract concepts, and that language referring to concrete concepts is more easily processed (Schwanenflugel 2013; Guasch and Ferré 2021). Filtering the data with concreteness ratings, we observe that there are many more colexification patterns involving abstract concepts compared to concrete concepts with the same amount of concepts (as shown in Table 1), which aligns with the findings from large-scale empirical analyses of abstract and concrete concepts (Hill, Korhonen, and Bentz 2014). Motivated by which, we hypothesize that the colexifications involving only concrete concepts are *less persistent* and *more diffusible* than the colexifications involving only abstract concepts. However, Fig. 7 shows certain support for the former, not the latter. The differences of Beta are rather weak for both correlations between colexifications and contact intensity, suggesting that concrete and abstract colexifications are equally likely to come into being through genealogical inheritance rather than language contact.

Furthermore, affectively loaded abstract concepts are shown easier to acquire than affectively loaded concrete concepts (Guasch and Ferré 2021). Interestingly, we also observe an inverse correlation between the phylogenetic relatedness and affectively loaded concrete colexifications (COLEX.AFF.CONCRETE), while there is a positive correlation between phylogenetic relatedness and affectively loaded abstract colexifications (COLEX.AFF.ABSTRACT). The differential diffusibility between affectively loaded colexifications is more significant than without affectiveness.

5. Conclusion and Future Work

We construct large-scale language graphs that incorporates semantic, genealogical, phonological, and geographical data for overall 1966 languages and 1,931,595 language pairs. This resource allows us to explore several established hypotheses from previous linguistic research while proposing new ones. Our findings strongly support one hypothesis established in the linguistic literature, we encounter contradictory results concerning another hypothesis. These results contribute to the ongoing discussion and provide valuable insights for further research in various disciplines, including multilingual natural language processing (NLP) and comparative linguistics. For future work, language similarities presented in the graphs will be directly used as guideline for cross-lingual transfer learning, and as features to be employed for parameter composition in adapters to improve downstream tasks in zero-shot learning (Ansell et al. 2021). In conclusion, We offer a comprehensive analysis of genealogical stability and contact-induced change in colexification and phonology across a wide range of languages. The large-scale language graphs we present serve as valuable resources for future interdisciplinary research, bridging the gap between multilingual NLP and comparative linguistics.

Limitations

This work generally relies on pre-existing linguistic resources, some of which have been gathered with an English or Indo-European bias. Furthermore, the distributional colexifications we extract are based on bible data, which constitutes translated material. As the domain of lexical forms is peculiar we do expect there to be a domain-specific effect. However, we hypothesize that this effect is minor as it should primarily affect *which* colexifications we find, and not their distribution as such. Consider the lexical items in a language V , a subset of its items V_{bible} and its complement $V_{non-bible}$. While our specific domain only allows us to explore distributional colexifications in the context of V_{bible} , these are arguably the same lexical items that we will find in other languages. Hence, the view we present has a narrower scope due to this domain effect, but we expect, e.g., the cosine distance between two languages to be highly similar regardless of domain. Nonetheless, building these patterns directly on non-translated language resources would constitute an improvement, albeit infeasible given available textual resources.

Ethics Statement

The ethical issues in this work are negligible, as we develop a linguistic resource and perform experiments using it. No new human data was gathered in this process. There is a minor risk, that the Indo-European bias in some of these resources, and in Bible translations, can result in further propagating western biases.

6. Acknowledgments

This work is supported by the Carlsberg Foundation under a *Semper Ardens: Accelerate* career grant held by JB, entitled “Multilingual Modelling for Resource-Poor Languages”, grant code CF21- 0454. We furthermore thank Esther Ploeger for her assistance in calculating the contact distances among languages.

References

- Ansell, Alan, Edoardo Maria Ponti, Jonas Pfeiffer, Sebastian Ruder, Goran Glavaš, Ivan Vulić, and Anna Korhonen. 2021. MAD-G: Multilingual adapter generation for efficient cross-lingual transfer. In Findings of the Association for Computational Linguistics: EMNLP 2021, pages 4762–4781, Association for Computational Linguistics, Punta Cana, Dominican Republic.
- Bickel, Balthasar and Johanna Nichols. 2006. Oceania, the pacific rim, and the theory of linguistic areas. In Annual Meeting of the Berkeley Linguistics Society, volume 32, pages 3–15.
- Bickel, Balthasar, Johanna Nichols, Taras Zakharko, Alena Witzlack-Makarevich, Kristine Hildebrandt, Michael Rießler, Lennart Bierkandt, Fernando Zúñiga, and John B. Lowe. 2023. The autotyp database.
- Bjerva, Johannes. 2023. The role of typological feature prediction in NLP and linguistics. Computational Linguistics, pages 1–13.
- Bjerva, Johannes and Isabelle Augenstein. 2018a. From phonology to syntax: Unsupervised linguistic typology at different levels with language embeddings. In Proceedings of the 2018 Conference of the North American Chapter of the Association for Computational Linguistics: Human Language Technologies, Volume 1 (Long Papers), pages 907–916.
- Bjerva, Johannes and Isabelle Augenstein. 2018b. Tracking typological traits of uralic languages in distributed language representations. In Proceedings of the Fourth International Workshop on Computational Linguistics of Uralic Languages, pages 76–86.
- Bjerva, Johannes and Isabelle Augenstein. 2021. Does typological blinding impede cross-lingual sharing? In Proceedings of the 16th Conference of the European Chapter of the Association for Computational Linguistics: Main Volume, pages 480–486, Association for Computational Linguistics, Online.
- Bjerva, Johannes, Yova Kementchedjheva, Ryan Cotterell, and Isabelle Augenstein. 2019a. A probabilistic generative model of linguistic typology. In Proceedings of the 2019 Conference of the North American Chapter of the Association for Computational Linguistics: Human Language Technologies, Volume 1 (Long and Short Papers), pages 1529–1540, Association for Computational Linguistics, Minneapolis, Minnesota.
- Bjerva, Johannes, Yova Kementchedjheva, Ryan Cotterell, and Isabelle Augenstein. 2019b. Uncovering probabilistic implications in typological knowledge bases. In Proceedings of the 57th Annual Meeting of the Association for Computational Linguistics, pages 3924–3930, Association for Computational Linguistics, Florence, Italy.
- Bjerva, Johannes, Elizabeth Salesky, Sabrina J. Mielke, Aditi Chaudhary, Giuseppe G. A. Celano, Edoardo Maria Ponti, Ekaterina Vylomova, Ryan Cotterell, and Isabelle Augenstein. 2020. SIGTYP 2020 shared task: Prediction of typological features. In Proceedings of the Second Workshop on Computational Research in Linguistic Typology, pages 1–11, Association for Computational Linguistics, Online.
- Brochhagen, Thomas and Gemma Boleda. 2022. When do languages use the same word for different meanings? the goldilocks principle in colexification. Cognition, 226:105179.
- Brown, Cecil H. 2011. The role of nahuatl in the formation of mesoamerica as a linguistic area. Language Dynamics and Change, 1(2):171–204.
- Brysbart, Marc, Amy Beth Warriner, and Victor Kuperman. 2014. Concreteness ratings for 40 thousand generally known english word lemmas. Behavior research methods, 46:904–911.
- Carling, Gerd, Sandra Cronhamn, Robert Farren, Elnur Aliyev, and Johan Frid. 2019. The causality of borrowing: Lexical loans in eurasian languages. PloS one, 14(10):e0223588.
- Chen, Yiyi, Russa Biswas, and Johannes Bjerva. 2023. Colex2Lang: Language embeddings from semantic typology. In Proceedings of the 24th Nordic Conference on Computational Linguistics (NoDaLiDa), pages 673–684, University of Tartu Library, Tórshavn, Faroe Islands.
- Chen, Yiyi and Johannes Bjerva. 2023. Colexifications for bootstrapping cross-lingual datasets: The case of phonology, concreteness, and affectiveness. arXiv preprint arXiv:2306.02646.

- Cotterell, Ryan, Christo Kirov, Mans Hulden, and Jason Eisner. 2019. On the complexity and typology of inflectional morphological systems. *Transactions of the Association for Computational Linguistics*, 7:327–342.
- Cysouw, Michael. 2013. Disentangling geography from genealogy. In *Space in language and linguistics: Geographical, interactional, and cognitive perspectives*. de Gruyter.
- Darquennes, Jeroen. 2006. Thomason, sarah grey (2001). language contact. edinburgh: Edinburgh university press; myers-scotton, carol (2002). contact linguistics. oxford: Oxford university press; winford, donald (2003). an introduction to contact linguistics. oxford: Blackwell; clyne michael. 2003. dynamics of language contact. cambridge: Cambridge university press. *Sociolinguistica*, 20:191–196.
- Di Natale, Anna, Max Pellert, and David Garcia. 2021. Colexification networks encode affective meaning. *Affective Science*, 2(2):99–111.
- Dryer, Matthew S. 1989. Large linguistic areas and language sampling. *Studies in Language. International Journal sponsored by the Foundation "Foundations of Language"*, 13(2):257–292.
- Dryer, Matthew S. 1992. The greenbergian word order correlations. *Language*, 68(1):81–138.
- Dryer, Matthew S. 2018. On the order of demonstrative, numeral, adjective, and noun. *Language*, 94(4):798–833.
- Dryer, Matthew S. and Martin Haspelmath, editors. 2013. *WALS Online*. Max Planck Institute for Evolutionary Anthropology, Leipzig.
- Fekete, Marcell Richard and Johannes Bjerva. 2023. Gradual language model adaptation using fine-grained typology. In *Proceedings of the 5th Workshop on Research in Computational Linguistic Typology and Multilingual NLP*, pages 153–158, Association for Computational Linguistics, Dubrovnik, Croatia.
- François, Alexandre. 2008. Semantic maps and the typology of colexification. *From polysemy to semantic change: Towards a typology of lexical semantic associations*, (106):163.
- François, Alexandre. 2022. Lexical tectonics: Mapping structural change in patterns of lexification. *Zeitschrift für Sprachwissenschaft*, 41(1):89–123.
- Frassinelli, Diego, Daniela Naumann, Jason Utt, and Sabine Schulte m Walde. 2017. Contextual characteristics of concrete and abstract words. In *IWCS 2017 — 12th International Conference on Computational Semantics — Short papers*.
- Gast, Volker and Maria Koptjevskaja-Tamm. 2022. Patterns of persistence and diffusibility in the european lexicon. *Linguistic Typology*, 26(2):403–438.
- Guasch, Marc and Pilar Ferré. 2021. Emotion and concreteness effects when learning novel concepts in the native language. *Psicológica*, 42(2).
- Hammarström, Harald and Sebastian Nordhoff. 2011. Langdoc: Bibliographic infrastructure for linguistic typology. *Oslo Studies in Language*, 3(2).
- Hammarström, Harald, Robert Forkel, Martin Haspelmath, and Sebastian Bank. 2022. glottolog/glottolog: Glottolog database 4.7.
- Hartmann, Iren, Martin Haspelmath, and Michael Cysouw. 2014. Identifying semantic role clusters and alignment types via microrole coexpression tendencies. *Studies in Language. International Journal sponsored by the Foundation "Foundations of Language"*, 38(3):463–484.
- Haspelmath, Martin. 2003. The geometry of grammatical meaning: Semantic maps and cross-linguistic comparison. In *The new psychology of language*. Psychology Press, pages 217–248.
- Haspelmath, Martin. 2009. Lexical borrowing: Concepts and issues. *Loanwords in the world's languages: A comparative handbook*, pages 35–54.
- Haugen, Einar. 1950. The analysis of linguistic borrowing. *Language*, 26(2):210–231.
- Hayward, Richard J. 1991. A propos patterns of lexicalization in the ethiopian language area. *Ägypten im afroorientalischen Kontext. Special issue of Afrikanistische Arbeitspapiere*, pages 139–156.
- Hayward, Richard J. 2000. Is there a metric for convergence. *Time depth in historical linguistics*, 2:621–640.
- Heine, Bernd and Tania Kuteva. 2003. On contact-induced grammaticalization. *Studies in Language. International Journal sponsored by the Foundation "Foundations of Language"*, 27(3):529–572.
- Hill, Felix, Anna Korhonen, and Christian Bentz. 2014. A quantitative empirical analysis of the abstract/concrete distinction. *Cognitive science*, 38(1):162–177.
- Holman, Eric W, Søren Wichmann, Cecil H Brown, Viveka Velupillai, André Müller, and Dik Bakker. 2008. Explorations in automated language classification.
- Jackson, Joshua Conrad, Joseph Watts, Teague R. Henry, Johann-Mattis List, Robert Forkel, Peter J. Mucha, Simon J. Greenhill, Russell D. Gray, and Kristen A. Lindquist. 2019. Emotion semantics show both cultural variation and

- universal structure. *Science*, 366(6472):1517–1522.
- Jaeger, T Florian, Peter Graff, William Croft, and Daniel Pontillo. 2011. Mixed effect models for genetic and areal dependencies in linguistic typology.
- Jäger, Gerhard. 2018. Global-scale phylogenetic linguistic inference from lexical resources. *Scientific Data*, 5(1):1–16.
- Johnson, Keith. 2008. *Quantitative methods in linguistics*. John Wiley & Sons.
- Karjus, Andres, Richard A Blythe, Simon Kirby, Tianyu Wang, and Kenny Smith. 2021. Conceptual similarity and communicative need shape colexification: An experimental study. *Cognitive Science*, 45(9):e13035.
- Koptjevskaja-Tamm, Maria. 2011. Linguistic typology and language contact. In Jae Jung Song, editor, *The Oxford handbook of linguistic typology*. Oxford University Press, Oxford, chapter 10, page 504–533.
- Koptjevskaja-Tamm, Maria and Henrik Liljegren. 2017. *Semantic Patterns from an Areal Perspective*, Cambridge Handbooks in Language and Linguistics. Cambridge University Press.
- Kuteva, Tania. 2017. Contact and borrowing. *The Cambridge handbook of historical syntax*, pages 163–186.
- Littell, Patrick, David R. Mortensen, Ke Lin, Katherine Kairis, Carlisle Turner, and Lori Levin. 2017. Uriel and lang2vec: Representing languages as typological, geographical, and phylogenetic vectors. In *Proceedings of the 15th Conference of the European Chapter of the Association for Computational Linguistics: Volume 2, Short Papers*, pages 8–14, Association for Computational Linguistics.
- Liu, Yihong, Haotian Ye, Leonie Weissweiler, and Hinrich Schütze. 2023a. Crosslingual transfer learning for low-resource languages based on multilingual colexification graphs. *arXiv preprint arXiv:2305.12818*.
- Liu, Yihong, Haotian Ye, Leonie Weissweiler, Philipp Wicke, Renhao Pei, Robert Zangenfeind, and Hinrich Schuetze. 2023b. A crosslingual investigation of conceptualization in 1335 languages. In *Proceedings of the 61th Annual Meeting of the Association for Computational Linguistics (Volume 1: Long Papers)*, Association for Computational Linguistics, Toronto, Canada.
- Malaviya, Chaitanya, Graham Neubig, and Patrick Littell. 2017. Learning language representations for typology prediction. In *Proceedings of the 2017 Conference on Empirical Methods in Natural Language Processing*, pages 2529–2535, Association for Computational Linguistics, Copenhagen, Denmark.
- Matisoff, James A. 2001. Genetic versus contact relationship: prosodic diffusibility in south-east asian languages. *Areal diffusion and genetic inheritance: Problems in comparative linguistics*, pages 291–327.
- Matras, Yaron and Jeanette Sakel. 2007. Investigating the mechanisms of pattern replication in language convergence. *Studies in Language. International Journal sponsored by the Foundation “Foundations of Language”*, 31(4):829–865.
- Mayer, Thomas and Michael Cysouw. 2014. Creating a massively parallel Bible corpus. In *Proceedings of the Ninth International Conference on Language Resources and Evaluation (LREC’14)*, pages 3158–3163, European Language Resources Association (ELRA), Reykjavik, Iceland.
- Miestamo, Matti, Dik Bakker, and Antti Arppe. 2016. Sampling for variety. *Linguistic Typology*, 20(2):233–296.
- Naumann, Daniela, Diego Frassinelli, and Sabine Schulte im Walde. 2018. Quantitative semantic variation in the contexts of concrete and abstract words. In *Proceedings of the Seventh Joint Conference on Lexical and Computational Semantics*, pages 76–85, Association for Computational Linguistics, New Orleans, Louisiana.
- Nichols, Johanna and Balthasar Bickel. 2009. The autotyp genealogy and geography database: 2009 release. URL: <https://github.com/autotyp/autotyp-data>.
- Ross, Malcolm. 2001. Contact-induced change in oceanic languages in north-west. *Areal diffusion and genetic inheritance: Problems in comparative linguistics*, 134.
- Ross, Malcolm. 2007. Calquing and metatypy. *Journal of language contact*, 1(1):116–143.
- Rzyski, Christoph, Tiago Tresoldi, Simon J Greenhill, Mei-Shin Wu, Nathanael E Schweikhard, Maria Koptjevskaja-Tamm, Volker Gast, Timotheus A Bodt, Abbie Hantgan, Gereon A Kaiping, et al. 2020. The database of cross-linguistic colexifications, reproducible analysis of cross-linguistic polysemies. *Scientific data*, 7(1):1–12.
- Schapper, Antoinette and Maria Koptjevskaja-Tamm. 2022. Introduction to special issue on areal typology of lexico-semantics. *Linguistic Typology*, 26(2):199–209.
- Schwanenflugel, Paula J. 2013. Why are abstract concepts hard to understand? In *The psychology of word meanings*. Psychology Press, pages 235–262.
- Smith-Stark, Thomas C. 1994. Mesoamerican calques. *Investigaciones lingüísticas en*

- Mesoamérica, 15:50.
- Stanczak, Karolina, Edoardo Ponti, Lucas Torroba Hennigen, Ryan Cotterell, and Isabelle Augenstein. 2022. Same neurons, different languages: Probing morphosyntax in multilingual pre-trained models. In Proceedings of the 2022 Conference of the North American Chapter of the Association for Computational Linguistics: Human Language Technologies, pages 1589–1598, Association for Computational Linguistics, Seattle, United States.
- Sun, Jimin, Hwijee Ahn, Chan Young Park, Yulia Tsvetkov, and David R. Mortensen. 2021. Cross-cultural similarity features for cross-lingual transfer learning of pragmatically motivated tasks. In Proceedings of the 16th Conference of the European Chapter of the Association for Computational Linguistics: Main Volume, pages 2403–2414, Association for Computational Linguistics, Online.
- Swadesh, Morris. 1950. Salish internal relationships. International Journal of American Linguistics, 16(4):157–167.
- Swadesh, Morris. 1955. Towards greater accuracy in lexicostatistic dating. International journal of American linguistics, 21(2):121–137.
- Tadmor, Uri, Martin Haspelmath, and Bradley Taylor. 2010. Borrowability and the notion of basic vocabulary. Diachronica, 27(2):226–246.
- Warriner, Amy Beth, Victor Kuperman, and Marc Brysbaert. 2013. Norms of valence, arousal, and dominance for 13,915 english lemmas. Behavior research methods, 45:1191–1207.
- Wichmann, Søren and Eric W Holman. 2009. Assessing temporal stability for linguistic typological features. München: LINCOM Europa.
- Wichmann, Søren, Eric W. Holman, and Cecil H. Brown. 2022. The asjp database (version 20).
- Xu, Yang, Khang Duong, Barbara C. Malt, Serena Jiang, and Mahesh Srinivasan. 2020. Conceptual relations predict colexification across languages. Cognition, 201:104280.
- Östling, Robert and Murathan Kurfalı. 2023. Language Embeddings Sometimes Contain Typological Generalizations. Computational Linguistics, pages 1–49.

Appendix A: Concepts

NUCLEAR. BLOOD, BONE, BREAST, COME, DIE, DOG, DRINK, EAR, EYE, FIRE, FISH, FULL, HAND, HEAR, HORN, KNEE, LEAF, LIVER, LOUSE, MOUNTAIN, NAME, NEW, NIGHT, NOSE, ONE, PATH, PERSON, SEE,

SKIN, STAR, STONE, SUN, TONGUE, TOOTH, TREE, TWO, WATER, I, YOU, WE

NON-NUCLEAR. ALL, ASH, BARK, BELLY, BIG, BIRD, BITE, BLACK, BURN, CLAW, CLOUD, COLD, DRY, EARTH, EAT, EGG, FEATHER, FLESH, FLY, FOOT, GIVE, GOOD, GREASE, GREEN, HAIR, HEAD, HEART, HOT, KILL, KNOW, LIE, LONG, MAN, MANY, MOON, MOUTH, NECK, NOT, RAIN, RED, ROOT, ROUND, SAND, SAY, SEED, SIT, SLEEP, SMALL, SMOKE, STAND, SWIM, TAIL, THAT, THIS, WALK, WHAT, WHITE, WHO, WOMAN, YELLOW

EMOTION. BAD, WANT, LOVE, HATE, HAPPY, GRIEF, SHAME, FEAR, ANGER, ENVY, PROUD, REGRET, ANXIETY, PITY, SURPRISED, HOPE, LIKE, SAD, MERRY, JOY, DESIRE, GLOOMY, WORRY

RANDOM. UNDERSTAND, GLORYING, HORNED, MAHLI, HADAD, ZIPPOR, PETITION, WRETCHED, SAPPHIRE, BEAM, GOB, SHESHAI, ALOUD, BUD, SINGER, SLINGSTONE, GLUTTON, FIELD, MORROW, ALLEGORY, ENTER, CITY, ARABIA, HARP, PROVERB, MEDEBA, PELETHITES, BRASS, ADONIRAM, FLOUR, FLEECE, APPLE, SUFFER, STUBBORN, NET, THUNDER, STOMACH, VISITATION, CRYING, FACE, HANDFUL, ABISHAG, UZ, HUSHAI, CHEW, THEIRS, ULCER, HUSH, OAK, LION, OBTAIN, INSULT, SIXTH, AZARIAH, GALILEANS, INHABITED, OVERWHELMING, JERIMOTH, TABERNACLES, TOPHET

Other concept lists are made available online <https://anonymous.4open.science/r/PersistenceAndDiffusibility-018F/data/wordlists/>.

Appendix B: Language Contact Graphs

In their research, [Gast and Koptjevskaja-Tamm \(2022\)](#) create a contact network using geographical data of languages. They visualize the positions of major languages using points and polygons, while minor languages are represented as points only. The re-

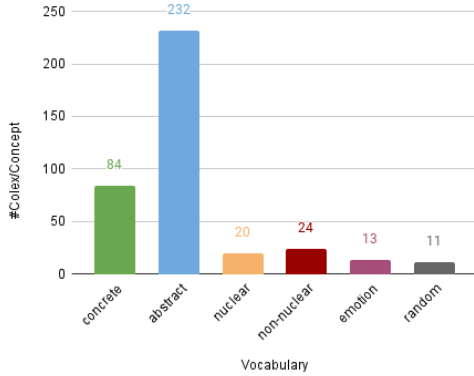


Figure 1: Average number of colexification patterns per each concept in ColexNet+.

Vocabulary	#SEED	#Concept	#Coles.Patterns
NUCLEAR	40	3051	30887
NON-NUCLEAR	60	3206	37969
EMOTION	23	2807	18677
RANDOM	60	2797	15838
CONCRETE	1094	1024	43127
ABSTRACT	1814	1781	206406

Table 1: The distribution of concepts and colexification patterns for vocabularies from ColexNet+ across 1334 languages. For nuclear, non-nuclear, emotion, and random colexifications, only either of the pair of concepts involved in each colexification pattern has to be from the regarding vocabulary. For concrete and abstract colexification, both concepts involved in a colexification pattern have to be concrete or abstract, and there is a threshold (≥ 3) to control rare colexification patterns across languages.

searchers classify languages as "neighbours" if the distance between their polygons is within 50km for major languages and 100km for both minor and major languages. Previous researches have not provide a standard diagnostic measure for calculating contact languages and neighbouring languages. However, their research focuses solely on European countries and lacks a standardized diagnostic measure for calculating contact and neighbouring languages. To address the large number of languages, we adopt the measurement proposed by (Dryer 2018) (cf. Sec-

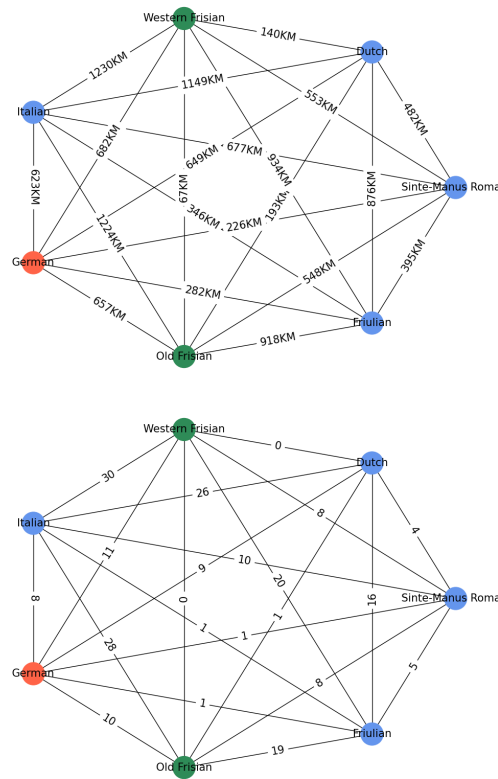


Figure 1: Language contact graph of a sub-graph of German. The colors represent neighbourhood between languages: center language (red), non-neighbouring languages (green) and neighbouring languages (blue). (Top) The numbers on the edges represent the geographical distances between each pair of languages. (Bottom) The numbers on the edges represent the contact languages in between each pair of languages

tion 3). Fig. 1 shows the contact graphs based on geographical distances, number of contact languages, and neighbours, with German as the central language.

Appendix C: Data Distribution of PHON and COLEX

The data distribution of phonological distance and colexification distance of each level of genealogical relatedness based on NU-

Vocabulary	#Concept	#Colex.Patterns	#Lang	#Colex/Lang
NUCLEAR	2042	8957	1322	6493
NON-NUCLEAR	2158	10715	1322	7387
EMOTION	1757	6060	1322	5782
RANDOM	1826	4007	1327	4769
CONCRETE	798	12132	1327	5098
ABSTRACT	1505	65771	1327	4604
AFF.ABSTRACT	114	863	1325	6591
AFF.CONCRETE	41	68	1325	3760

Table 2: The distribution of concepts and colexification patterns for vocabularies in Bible data.

Vocabulary	#Concept	#Colex.Patterns	#Lang	#Colex/Lang
NUCLEAR	1779	5000	1322	10931
NON-NUCLEAR	1771	5000	1322	14341
EMOTION	1670	5439	1322	5037
RANDOM	1742	3772	1327	4406
CONCRETE	703	8630	1326	4604
ABSTRACT	1110	8630	1327	23592
AFF.ABSTRACT	58	68	1316	65597
AFF.CONCRETE	41	68	1182	3760

Table 3: The distribution of concepts and colexification patterns sampled for testing hypotheses for differential persistence and diffusibility.

CLEAR vocabulary is shown in Fig. 1. The phonological distance is consistently higher in higher-level related and unrelated languages while lower in lower-level related languages (Fig. 1 left). The colexification distance is relatively evenly distributed across the levels of genealogical relatedness, except being lower in lower-level related languages (Fig. 1 right).

Appendix D: Coefficients Among Variables

To overview the effect size of variables as indicators for both colexification distances and phonological distances, we use ordinary least squares to calculate coefficients between them and variables. For colexification distances, there are 1,313 languages and 861,328 languages; for phonological distance, there are 1,558 languages and 722,294 language pairs. As shown in Fig. 1 (left), for unrelated, lower-level, and mid-level related languages, there is a negative correla-

tion between language contact distance and colexification patterns. While Fig. 1 (right) shows that, the correlation between language contact distance and phonological distance is more significant for closely related (lower-level) languages than for more remotely related languages and especially unrelated languages.

Appendix E: Pairwise Language Family ARIs on Colexification Patterns

ARIs are used to quantify the agreement in community structure, which indicate the similarity of two network’s community. Negative ARIs indicate that two network’s community partitions vary more than would be expected by chance, ARI values of 0 indicate that the variation comes by chance, while ARI values near 1 reflect high agreement in community structure between two networks. To test the whether variations in colexification patterns involving different concepts merely vary by chance, we calculate pairwise ARIs across top 5 language families with the most number of languages, i.e., Atlantic-Congo, Austronesian, Nuclear Trans New Guinea, Indo-European, and Afro-Asiatic. As shown in Fig. 1, for the colexification patterns involving NUCLEAR, NON-NUCLEAR, EMOTION and RANDOM, the ARIs are all higher than 0.5, which could mean that the colexification patterns involving all these concept sets are permissive in the Bible data across language families. While RANDOM has much lower ARI values than the others, indicating more semantic variability. There is a differential

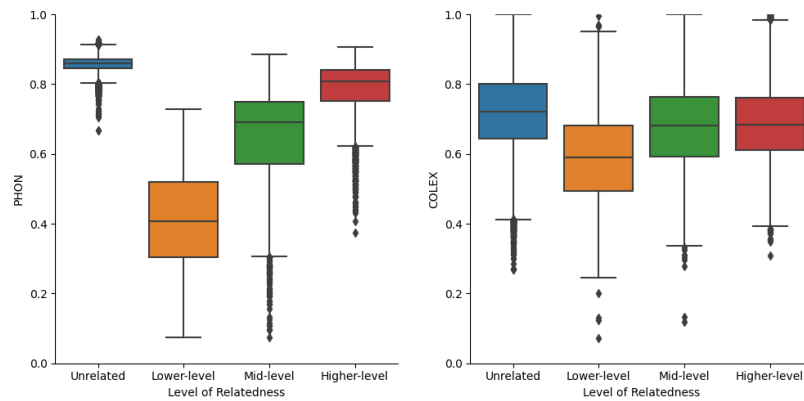


Figure 1: Data Distribution of (left) Phonological Distance and (right) Colexification Distance based on NUCLEAR vocabulary, by the level of genealogical relatedness.

semantic variability from NUCLEAR, NON-NUCLEAR to EMOTION, from the lower to the higher, considering the different ARI values, which also partially corroborates the findings from Jackson et al. (2019), where emotion concepts show much higher semantic variability than color concepts (part of the core concepts).

6. Semantic Distances vs. Language Contact Distances for lower-related Languages

The relationship between semantic distances and language contact distances of languages on the same branch is shown in Fig. 2 and Fig. 3 (cf. Section 4.2). See all the plots in the GitHub repository https://anonymous.4open.science/r/PersistenceAndDiffusibility-018F/plots/colex_geocontact/.

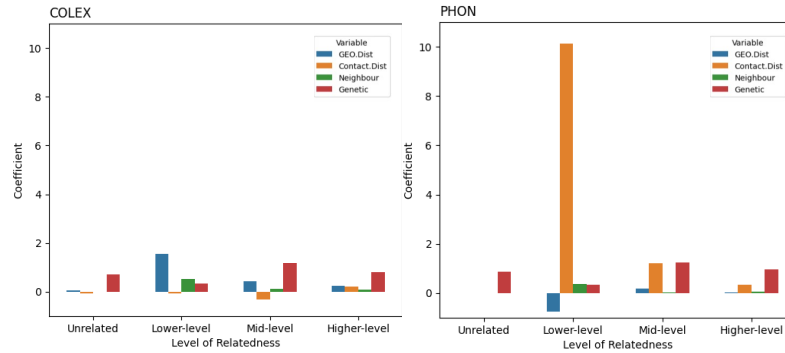


Figure 1: Coefficients among variables for PHON and COLEX. The Confidence interval at 95% are minimal, and for all $p < 0.001$. The values that are invisible in the plots are near to 0.

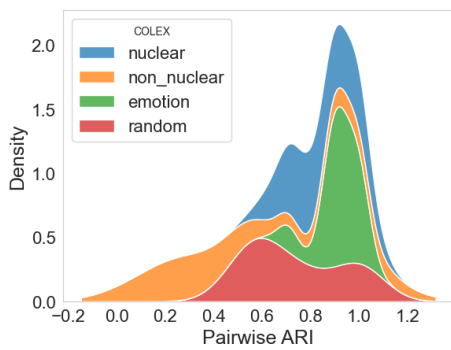


Figure 1: The distribution of pairwise ARI values for semantic distances involving NUCLEAR, NON-NUCLEAR, EMOTION and RANDOM across top 5 language families with the most languages, i.e., Atlantic-Congo, Austronesian, Nuclear Trans New Guinea, Indo-European, and Afro-Asiatic.

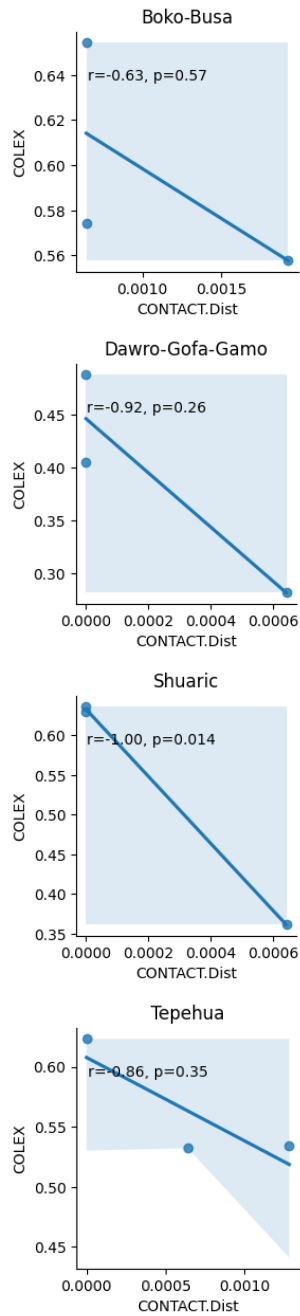


Figure 2: Examples of semantic distances plotted against language contact distances for language pairs related at lower-level, i.e., in the same branch, where they are negatively correlated.

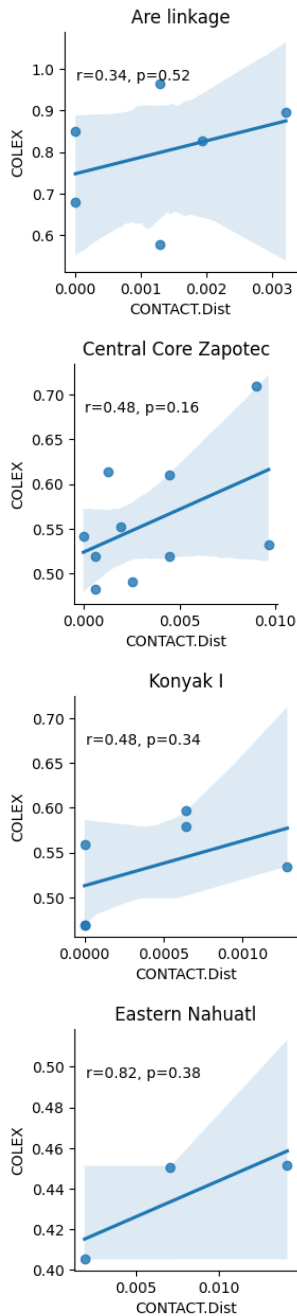


Figure 3: Examples of semantic distances plotted against language contact distances for language pairs related at lower-level, i.e., in the same branch, where they are positively correlated.