

Social Media Ready Caption Generation for Brands

Himanshu Maheshwari, Koustava Goswami, Apoorv Saxena and Balaji Vasani Srinivasan
{himahesh, koustavag, apoorvs, balsrini}@adobe.com
Adobe Research, India

Abstract

Social media advertisements are key for brand marketing, aiming to attract consumers with captivating captions and pictures or logos. While previous research has focused on generating captions for general images, incorporating brand personalities into social media captioning remains unexplored. Brand personalities are shown to be affecting consumers' behaviours and social interactions and thus are proven to be a key aspect of marketing strategies. Current open-source multimodal LLMs are not directly suited for this task. Hence, we propose a pipeline solution to assist brands in creating engaging social media captions that align with the image and the brand personalities. Our architecture is based on two parts: **a** the first part contains an image captioning model that takes in an image that the brand wants to post online and gives a plain English caption; **b** the second part takes in the generated caption along with the target brand personality and outputs a catchy personality-aligned social media caption. Along with brand personality, our system also gives users the flexibility to provide *hashtags*, *Instagram handles*, *URLs*, and *named entities* they want the caption to contain, making the captions more semantically related to the social media handles. Comparative evaluations against various baselines demonstrate the effectiveness of our approach, both qualitatively and quantitatively.

1 Introduction

With the constant increase in consumer interest towards digital marketing, organizations are trying to position their brands uniquely in the competitive market. Brands are envisioned as the media to build customer's perception about the company and their products (Pamuksuz et al., 2021a), proven to be playing a significant role to enhance the company's performance (Madden et al., 2006). With the increase in customer engagement in social media sites, companies are trying to advertise their

brands in different social media including *Instagram*, *Facebook* etc., to attract consumers from diverse age groups. It includes publishing their brand images with catchy captions combined with different *hashtags* and *emojis*. With the advancement of state-of-the-art deep learning models, different methodologies are used to generate captions of these images to be posted on social media. Vision-language models (Radford et al., 2021a; Li et al., 2021; Wang et al., 2022; Alayrac et al., 2022a) pre-trained on massive image-text pairs are used to generate linguistic descriptions from image for various downstream tasks. Recently, Li et al. (2023b) proposed *BLIP-2*, capable of state-of-the-art caption generation from images in zero-shot setup. But how to align these captions with brand features and specificity for social media posts is still hard to be achieved.

While brand images are portrayed to be the median of attraction for consumers, attachment to brand personalities plays a key role in associating human attributes with brands (Xu et al., 2016). Brand personality refers to the set of human characteristics associated with a brand (Aaker, 1997a). In a social setting brand personalities can be associated with the consumer's social needs and self-expression (Markus and Nurius, 1986). Humans express their different choices in their close larger group by showing their affection to the particular brands. Batra et al. (2012) pointed out that consumers' natural tendency is to choose brands that depict the personality aligning with their personalities. Thus to be successful in digital marketing, aligning the brand personality with the social media posts and captions, has become very essential. Following Aaker (1997a), we focus on five brand personalities: Sincerity, Excitement, Competence, Sophistication, and Ruggedness. Table 1 shows the different traits of these brand personalities (Aaker, 1997a).

The existing research works (Xu et al., 2016;

Personality	Traits
Sincerity	Down-to-earth, Honest, Wholesome, Cheerful
Excitement	Daring, Spirited, Imaginative, Up-to-date
Competence	Reliable, Intelligent, Successful
Sophistication	Upper Class, Charming
Ruggedness	Outdoorsy, Tough

Table 1: Personality traits

Pamuksuz et al., 2021a) have proposed a novel methodology to predict brand personalities from Social media texts but have not inspected how to align the brand personalities to the published captions in social media. Roy et al. (2021) in their work investigated how to improve the brand content present on the web by integrating the brand personalities using different linguistic features but lacking in aligning to generated captions. On the other hand, how to generate consistent and catchy captions from the image of a brand is still very much unfolded. Regular single-line image captions can be generated using state-of-the-art vision-language models like *InstructBLIP* and *Flamingo*. However, these models fail to generate social media captions with brand personality alignment, as we will show quantitatively and qualitatively. Also, during this caption generation, there is no scope for the companies to inject their own *hashtags*, *social media handles*, *URLs*, *named entities* affecting their visibility in the social media sites. To address the above challenges, we propose a pipeline approach.

Thus, we propose a new task of **generating automatic brand captions from the brand images for social media posts** while aligning with the **brand-specific personalities**. We propose a framework capable of generating catchy social media captions from the brand images aligned to the brand personality and brand specificity. Our proposed framework (refer to Figure 1) consists of two parts: (i) First, we generate normal image captions in a zero-shot setup from a vision-language model from the brand images. This gives us the flexibility to plug and play any state-of-the-art vision-language model while also reduce down the need for huge computation and data resources during initial caption generation; (ii) second, the initially generated captions are then fed into our large language model (LLM) based brand personality alignment framework to generate the final catchy captions. During the final generation our systems optionally take *hashtags*, *social media handles*, *URLs*, and *named entities* to make the captions more semantically related to the parent company’s personality and

profiling. We are releasing two versions of the framework, (a) *fine-tuned LLM based framework*, where open sourced LLM is finetuned on the brand aligned training dataset. This provides users more flexibility in choosing frameworks according to their needs. (b) *few-shot LLM-based framework*, where the brand alignment component consists of *OpenAI’s GPT*¹ series models; The few-shot brand alignment model makes the framework more compute efficient but costly, whereas the fine-tuned LLM-based framework, once trained, is cheap and does not require brands to share their private data with OpenAI. Finally, our framework also allows the user to generate Instagram captions even without images. The user can directly use the second part of our framework to generate social media captions.

Due to the lack of a good-quality open-source dataset, we create our dataset from public Instagram accounts. We quantitatively study the limitation of this dataset. We propose to use the reference-free G-Eval metric to measure brand alignment. Additionally, we propose a fine-tuned CLIPScore to measure the relevance of captions to the associated images. Extensive experiments conducted on Instagram posts (Section 6) demonstrate the effectiveness of our framework. For instance, our proposed approach generates captions that are aligned with both the target personality and image. Using BLIP2 and zero-shot GPT, our pipeline achieves a clipscore of 0.887 and 52.000% of captions in the target personality. We also train a FlanT5 model that produces captions with a clipscore of 0.830 and 42.339% of captions in the target personality. Our pipeline outperforms end-to-end image-to-text approaches. The recent InstructBLIP model, utilizing one shots, achieves a clipscore of 0.878 and an accuracy of 39.600%. Our framework allows users to provide additional attributes like hashtags, entities, usernames, and URLs, unlike InstructBLIP.

In a nutshell;

- We propose a novel task of generating automatic brand captions from brand images for social media posts aligned to brand personalities and investigate how the current vision-language model fails for this task.
- We propose a framework capable of generating this automatic captions supporting both

¹<https://platform.openai.com/docs/models>

zero/few-shot and fine-tuning capabilities of the large language models

- The proposed framework also allow users to specify their desired hashtags and social media handles making the captions more aligned with the specific brand features and specificity.
- We identify and address the limitations of existing datasets and evaluation metrics. We do an extensive evaluation of our proposed framework.

2 Related Works

As we are proposing a new task of caption generation including baseline results and methodology from brand images, no such related works are found on the same pipeline. Instead here we have tried to summarise the related works involved for each section of caption generation from images and brand identification from texts.

Identification of Brand Personality Brand personality identification process has been explored by different researchers at different times. Earlier using different conventional empirical methods including user surveys wide range of data was collected for the brand personality testing (Aaker, 1997b; Carr, 1996). As the usage of different social media sites scaled up, using different data analytic methodologies the customer insights are unveiled at different times (Zhang et al., 2016). Having said that, these customer analytical insights enhanced the scope of the research on brand personality identification and understanding (Golbeck et al., 2011). Culotta and Cutler (2016) released an automated data analysis tool capable of predicting brand perceptions from tweets. Ranfagni et al. (2016) used a parts-of-speech tagger to detect personalities from a text. Huang and Luo (2016) implemented a support-vector machine approach to detect consumer preferences related to brand personalities. Pamuksuz et al. (2021b) trained a RoBERTa-based classifier to detect brand personality.

Image-to-Text Caption Generation Image-to-text caption generation is explored by different researchers using various deep learning and probabilistic methods. Some of the very first works generated sentences using RNN by considering sentence generation as a sequence-to-sequence problem (Klein et al., 2014; Mao et al., 2015). But this does not correlate the image patches to sentences. Thus the introduction of attention based

localization was the first step to identify relevant salient objects (Schwartz et al., 2017, 2019b). With the introduction of the transformers model, using self-attention blocks this image localization-based attention improved over time (Dosovitskiy et al., 2021; Pan et al., 2020; Schwartz et al., 2019a). In recent times, to train the image-text model in an unsupervised way, a large scale vision-language scrapped dataset is used. This datasets are used in the pre-training stage (Li et al., 2020; Zhang et al., 2021) Alayrac et al. (2022a) proposed Flamingo trained by injecting new cross-attention layers into the LLM to learn visual features and pre-trained on a large set of image-text pairs. Recently, Li et al. (2023b) proposed BLIP-2 trained on frozen language model and image encoders for various image-text tasks including image captioning. This model is easy to load with lower computational cost and generates state-of-the-art captions from images. In our case for caption generation, we have used BLIP-2 in zero-shot settings. Park et al. (2017) proposed a personalised image captioning task which is probably the closed work to ours.

3 Methodology

This work proposes a pipeline for generating brand-specific Instagram captions. The pipeline takes an image, brand personality, and optional attributes (hashtags, URLs, named entities, usernames) as input. The output is a relevant Instagram caption that aligns with the brand personality and includes the provided attributes. Our framework consists of two parts: a) The first part generates captions from a vision-language model in a zero-shot setup, using only the brand image as input. b) The second part generates the final Instagram caption using a fine-tuned or zero-shot language model. The input to this part includes the caption from the vision-language model, brand personality, and any additional attributes provided by the user. Figure 1 shows the overall pipeline, and subsequent section provides a detailed description of each component.

3.1 Part 1: Automatic Image Captioning

We employ a zero-shot vision-language model to generate image captions, offering the advantage of flexibility to use any state-of-the-art model. Due to its competitive performance, we use BLIP2 (*pre-train_flant5xxl*) (Li et al., 2023a) as the vision-language model to generate image captions in our work. The BLIP2 caption achieves a remarkably

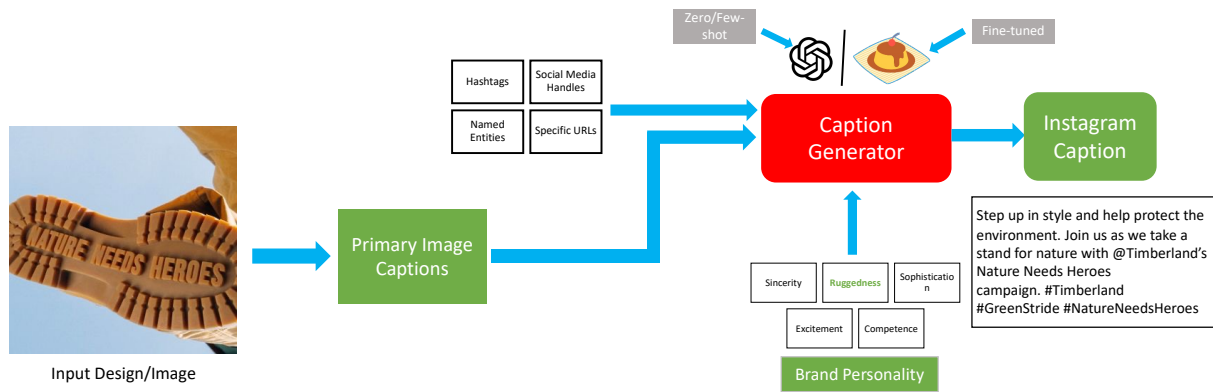


Figure 1: Architectural Diagram: It begins with an image input and generates an initial caption using BLIP-2. The caption generator module takes primary captions, personalities, and possibly other user-specific elements. This module supports GPT* for zero/few-shot scenarios and any open-source LLM for fine-tuned setups.

high CLIPScore of 0.9255, as discussed in Section 5.1.

This pipeline approach offers flexibility to the users. In cases where the user has an initial idea but lacks an image, they can provide a one-line description instead. The subsequent part of the pipeline accepts either an image caption or the user’s input. This allows users to generate Instagram captions even in the absence of corresponding images.

3.2 Part 2: LLMs for Final Instagram Caption

The second part of the pipeline incorporates the image caption/description, brand personality, and optional attributes (hashtags, URLs, named entities, usernames). We explore two frameworks: **(a)** a Fine-tuned LLM and **(b)** Zero/Few-shot GPT.

Finetuned LLM: We instruction-finetune a FlanT5-XL (Chung et al., 2022) model to generate Instagram captions. The model takes as input an instruction, including an image caption, brand personality, and additional attributes, and produces an Instagram caption as output. We train the model by optimizing cross-entropy loss between the generated caption and the ground truth caption. Since FlanT5 cannot handle emojis, we utilize the emoji python package² to convert emojis into plain text, and during inference, we use the same to convert the textual representation of emoji to actual emoji. Table 7 shows different instructions that we tried.

We provide additional attributes to the user in the instruction. We explore two instruction variants, namely *selective* and *non-selective*, which differ in

how additional attributes are provided. The main difference between selective and non-selective is how much information we provide to the model about attributes not present in the caption. In the *selective* variant, if a user doesn’t provide an attribute, it is not mentioned in the instruction. In contrast, if the user has not provided any attribute in non-selective, then the instruction has that attribute, and its value is *None*. The intuition behind this is to check how the model will perform in different levels of information being present. In selective, sometimes some attributes are mentioned in the caption, and sometimes not, whereas in non-selective, such attributes are always mentioned in the caption. Due to space restrictions, we do not show the exact instruction in the main text. Please refer to Table 7 in the Appendix for exact instructions.

A fine-tuned language model offers greater output control, cost-effectiveness, improved results compared to GPT, and ensures privacy of user data.

Zero/Few-shot GPT: We also use GPT (*gpt-3.5-turbo*) to create the Instagram caption. We experiment with zero-shot and a few shot settings. The GPT prompt includes instructions, image caption, personality, and additional attributes. In the few-shot setting, we provide a few carefully selected examples (up to four) from the training set. Initial investigations revealed that in the zero-shot setting, over 25% of the captions contained the personality word, indicating overfitting. For example, if the target personality is "Sophisticated," the output will have words like sophisticate, sophisticated, sophistication, etc. So in the zero-shot setting, we

²<https://pypi.org/project/emoji/>

Personality	Train	Validation	Test
Sincerity	4,433	547	50
Excitement	5,055	588	50
Competence	2,410	333	50
Sophistication	7,389	867	50
Ruggedness	6,119	748	50

Table 2: Dataset Statistics

explicitly ask the GPT that the output should not contain the tonality word or any variant of it.

Like FlanT5 finetuning, we also experiment with two variants of GPT prompting: selective and not selective. Due to space restrictions, we do not show the exact prompt in the main text. Please refer to Table 8 in the Appendix for one-shot prompting to GPT. GPT allows the user to create captions even if the training data is not there.

4 Dataset

To address the absence of an existing dataset for our task, we scrape images and captions from public Instagram accounts. Xu et al. (2021) has conducted extensive human studies to identify the personality of 219 brands and classified them into five personality types: sincerity, excitement, competence, sophistication, and ruggedness. Using their work, we select six brands from each personality type. Only those brands are selected that occur exclusively in one personality type. Exact list of brands in each personality is present in appendix. We collect (maximum) the top 2000 posts for each brand. The cut-off date for data collection is 27 April 2023. Here we assume that all the captions in each brand will reflect the brand personality. A more critical study of this assumption and overall dataset quality is done in section 5.2. Out of these six brands, we select one brand exclusively for testing for each personality to prevent the models from overfitting brand-specific nuances. We remove captions that are just emojis, smaller than ten words or not in English. Table 2 shows statistics about our dataset.³ Due to the high cost of running GPT models (for zero-shot generation and G-Eval), we randomly select 50 samples for each personality in the test set.

5 Evaluation Metric

CLIPScore: Image and caption similarity: To ensure the captions generated by the system are relevant to the image, we utilize CLIPScore (Hessel

³We will share the script used for dataset formulation along with links in the camera ready version of the paper

Model	Correct Caption	Incorrect Caption	Difference
ViT-B/32	0.7381	0.3680	0.3701
FT ViT-B/32 (bs:1000)	0.8329	0.4384	0.3945
FT ViT-B/32 (bs:1200)	0.8307	0.4076	0.4231
FT ViT-B/32 (bs:1500)	0.8685	0.4432	0.4253
FT ViT-B/32 (bs:1600)	0.8723	0.4426	0.4297

Table 3: CLIPScore (FT: Finetuned, bs: Batch size)

et al., 2021), a reference-free metric that measures the quality of image captioning models and exhibits a strong correlation with human judgments. The first row in Table 3 shows the CLIPScore (model: ViT-B/32) of the correct image-caption vs. incorrect image-caption pairs from the test set. We observe that the score for the correct pair is relatively low, and the difference between the correct and incorrect pair scores is small. This is because the CLIP (Radford et al., 2021b) model was not explicitly trained to evaluate social media captions with emojis, hashtags, etc. To address this, we finetune the CLIP model (ViT-B/32) on our Instagram dataset, enabling it to better assess Instagram image-caption pairs. Other rows in Table 3 show the CLIPScore of finetuned CLIP model. As we increase batch size, the correct image-caption pair’s score increases, and the difference between the correct and incorrect pair scores also increases. Thus, we use a finetuned ViT-B/32 model with the batch size 1600 for all our evaluations.

G-Eval: Brand Personality: Our test data is collected assuming all posts’ captions belong to the brand’s personality. However, we found this is not always true on manual inspection. While most of the caption reflects the brand’s personality, some don’t. To further investigate this, we conducted a human evaluation on a subset of test set comprising 100 captions, with 20 captions per brand. Multiple independent annotators, who were college graduates or working professionals with a strong command of English, assessed each caption based on detailed instructions. Surprisingly, we found that humans agree with our assumption only 32% of the time. This suggests that we can’t use our assumption that all the captions in each brand will reflect the brand’s personality. Figure 2 shows the heatmap of human study. It compares actual annotation based on our assumption and human-predicted class.

Since the annotations of our automatically created data are unreliable, we need a reference-free metric that agrees with human annotation. To this end, we use G-Eval (Liu et al., 2023), a recent GPT-

based metric for generation tasks that correlates highly with human judgment. G-Eval uses large language models with chain-of-thoughts(CoT) and a form-filling paradigm to assess the quality of NLG outputs. To compare the performance of G-Eval (using *gpt-3.5-turbo*) against human annotation, we ran it on the same hundred data points. Due to space limitations, we do not include the prompt and hyper-parameter of G-Eval; more details are present in the appendix. Figure 3 shows the heatmap of G-Eval, which is very similar to the human evaluation heatmap. Computing the mean squared error between the flattened heatmaps yields a low value 2.72. This suggests G-Eval with *gpt-3.5-turbo* has a high correlation with human judgment, and thus, we propose using it to evaluate brand personality.

We took three disjoint subsets of training data containing 250 samples each to understand the training data better. On running G-Eval on these three subsets, we got an average accuracy of 43.33%. Our training data is thus noisy, and a fine-tuned FlanT5 model will have a maximum accuracy of 43.33%. If the dataset’s quality improves, a fine-tuned model will be more aligned with brand personality with a higher G-Eval score.

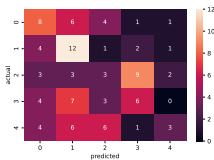


Figure 2: Heatmap of human evaluations. (0: Sincerity, 1: Excitement, 2: Competence, 3: Sophistication, 4: Ruggedness

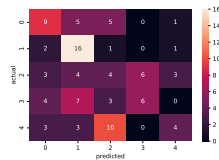


Figure 3: Heatmap of G-Eval evaluations. (0: Sincerity, 1: Excitement, 2: Competence, 3: Sophistication, 4: Ruggedness

Semantic Similarity With The Ground Truth Caption: We evaluate the semantic similarity between the generated captions and the ground truth caption using cosine similarity of their embeddings. We use the sentence transformer library ⁴ and *all-mpnet-base-v2* model (Reimers and Gurevych, 2019) to get embeddings of the captions.

Percentage of Additional Attributes in the Output: Our system allows users to provide additional attributes like hashtags, URLs, named entities, and usernames. We also get the percentage of captions with all the additional attributes the user provides.

⁴<https://github.com/UKPLab/sentence-transformers>

6 Result and Discussion

Implementation Details: We use the pre-train_flanT5xxl BLIP2 model for automatic image captioning. We finetune FlanT5-XL for Instagram caption generation. The finetuning is done for 80k steps, and we choose the model with the best performance on the validation set. The batch size is 4, with a learning rate of 0.00001. The training is done on one A100 80GB GPU and takes around 50 hours for the entire training. We use *gpt-3.5-turbo* with temperature 0.7, top_p 0.95, frequency_penalty 0, and presence_penalty 0 for image captioning and G-Eval.

Baseline We compare our results with two recent state-of-the-art few-shot visual language models: Flamingo (Alayrac et al., 2022b) and InstructBLIP (Dai et al., 2023). We use Flamingo-9B with two-shot inference and InstructBLIP Vicuna-13B in a one-shot setting. The input to these models is the image and a prompt for generating social media captions. We try both selective and non-selective variants of prompt with InstructBLIP. We experiment with various prompt variants, with no significant difference in results. So, we used the same prompt as the one-shot GPT call (Table 8). We do not provide additional attributes to Flamingo-9B; we use it as a baseline to see how good it is in Instagram Caption generation aligned with brand personality.

Quantitative Results: Table 4 presents the quantitative results. The Flamingo-9B model performs poorly in terms of CLIPScore and cosine similarity, indicating that its generated captions are not grounded in the original image and ground truth caption. In fact, captions generated by Flamingo-9B are gibberish. Captions generated by both variants of InstructBLIP have high CLIPScore and G-Eval scores. However, almost no additional attributes the user provides are present in the output. As shown in the next section, all the captions generated by InstructBLIP are plain English sentences despite trying different paraphrases of the prompts. Such English sentences are not useful for the social media campaign. Thus, the current vision-language models are unsuitable for our task. Additionally, these models require users always to have an image; however, our framework allows users to generate captions even if they don’t have an image. They can provide a one-line image description and use the second part of our framework to generate the final social media caption.

Model	CLIPScore	CLIPScore w/o Add. Info	G-Eval Accuracy	G-Eval F1	C.S.	hashtag	entities	usernames	URLs
S. FlanT5	0.830	0.787	42.339	0.337	0.591	88.710	74.468	91.358	81.818
N.S. FlanT5	0.842	0.810	38.956	0.367	0.594	88.710	76.064	95.679	100.000
S. zero-GPT	0.887	0.875	52.000	0.513	0.581	82.258	39.362	75.309	27.273
S. one-GPT	0.905	0.898	45.200	0.439	0.610	85.484	62.234	88.272	54.545
S. two-GPT	0.897	0.890	38.400	0.370	0.617	79.032	62.234	87.037	54.545
S. three-GPT	0.904	0.896	43.200	0.418	0.621	82.258	60.638	85.185	54.545
S. four-GPT	0.893	0.884	42.800	0.422	0.627	80.645	62.234	83.333	27.273
N.S. zero-GPT	0.901	0.877	49.398	0.403	0.602	85.484	47.340	92.593	45.455
N.S. one-GPT	0.892	0.883	43.373	0.366	0.590	80.645	59.043	87.654	45.455
N.S. two-GPT	0.898	0.882	41.200	0.345	0.605	77.419	61.702	91.975	54.545
N.S. three-GPT	0.886	0.873	42.339	0.356	0.611	90.323	60.106	90.741	45.455
N.S. four-GPT	0.886	0.874	37.600	0.316	0.617	83.871	60.106	88.889	72.727
S. InstructBLIP	0.878	0.877	39.600	0.346	0.358	0.000	0.617	1.064	0.000
N.S. InstructBLIP	0.874	0.861	40.800	0.355	0.366	1.613	0.000	3.191	0.000
Flamingo	0.682	-	42.972	0.354	0.254	-	-	-	-

Table 4: Quantitative Results | Add.: Additional | C.S.: Cosine Similarity | S.: Selective | N.S.: Non Selective | Columns hashtags, entities, usernames, and URLs represent the percentage of captions where these attributes were provided and had in the output.

Selective variants performed better than the non-selective variants for both Finetuned FlanT5 and GPT-based models. The selective model does not feed any extra information to the models, and the instructions are easy to understand, and thus it performs better. As we increase the number of examples in the GPT model, the generated captions are more similar to the ground truth caption, but the G-Eval accuracy decreases. Also, as we increase the number of examples, the percentage of additional attributes in the output increases. Thus, based on quantitative results, we recommend using zero-shot or one-shot selective variant of GPT if the training data is low.

We observe that the selective variant of the finetuned FlanT5 model generates captions that are more grounded to the image, grounded to the true caption, have more G-Eval score, and cover more attributes in the output than non-selective variant. Thus if privacy or cost is a concern and we have sufficient training data, we recommend using a selective variant of finetuned FlanT5 model, otherwise we recommend using one-shot selective variant of GPT. In section 5.2, we discussed that the average G-Eval accuracy of the training dataset is 43.33%. Despite that, our finetuned FlanT5 model achieves G-Eval accuracy of 42.34%; this further suggests that if we have a more clean dataset, the G-Eval accuracy will increase without affecting other metrics. In this work, we are limited by the noise in the dataset; however, for future work with a clean

dataset, we recommend finetuning a FlanT5 model over zero/few-shot GPT calls.

Qualitative Results: Table 5 shows some qualitative results. We show the output of selective variants for all the models. The output by InstructBLIP is just a single-line description which is more suited for image captioning than Instagram captioning. The output of the Flamingo model is hallucinated, which explains its low cosine similarity and CLIPScore. The overall output of both FlanT5 and GPT3 models are grounded to the image, in the target personality, and contains additional attributes the user provides.

7 Conclusion

In this work, we propose a new task of **generating automatic brand captions from the brand images for social media posts** while aligning with the **brand-specific personalities**. We quantitatively study the limitation with existing literature, dataset, and evaluation metrics. We address these limitations in our work. Our framework allows users to provide an image or description of an image along with the target personality and brand-specific attributes. We compare Finetuning open-source model and GPT outputs and provide insights into the working of each. This work will enable future researchers in marketing and multimodal Instagram caption generation.



	<p>Our (FlanT5): What's your favorite way to cozy up this season? We're bedding in on the emerald hue.</p> <p>Our (GPT): Dreaming of cozy nights in this season</p> <p>Flamingo: Apparently it's no joke they can</p> <p>InstructBLIP: the bedroom is adorned with a green bedspread and matching curtains</p> <p>Actual Caption: A bedding palette for every mood Swipe for a round-up of the bedroom looks we love this season! Which palette are you? Tell us in the comments!</p> <p>BLIP2 Caption: a bed with a green comforter and a wooden headboard</p> <p>Target personality: sophistication</p> <p>Additional Attributes:</p> <p>Named Entities: 'this season'</p>
	<p>Our (FlanT5): Staying in New York City in the fall? This fall @brooklynmarriott has a view for you. Looks like a great place to crash. Check in for a chance to win a staycation with a view of the Brooklyn Bridge!</p> <p>Our (GPT): Waking up to this stunning view of New York City in the fall is truly unforgettable. Our hotel room at @brooklynmarriott offers the perfect vantage point to admire the beauty of the city, with the iconic Brooklyn Bridge in the distance. Can you imagine a better way to start your day?</p> <p>Flamingo: Forty-eight hours. In the week leading up to Sandalwood and Chartreuse's wintertime dedication, this is the amount of time that inside audible hoots (have you heard Chartreuse yodeling?) replaced the sound of carpenters, furniture makers, wood roughing</p> <p>InstructBLIP: a bedroom with a large bed and a painting of a cityscape on the wall</p> <p>Actual Caption: There is nothing quite like New York City in the fall. The weather is perfect for a short walk to the Brooklyn Bridge when you stay at @brooklynmarriott.</p> <p>BLIP2 Caption: a large bed in a hotel room with a view of the city</p> <p>Target personality: competence</p> <p>Additional Attributes:</p> <p>Named Entities: 'New York City', 'the fall', 'the Brooklyn Bridge'</p> <p>Usernames: '@brooklynmarriott'</p>

Table 5: Qualitative Examples

Limitations

The main limitation of our work is the availability of good-quality datasets. While we try to understand and address these limitations, future work should focus on creating richer and high-quality datasets. Such a quality dataset will help in evaluations and finetuning the FlanT5 model with high accuracy. We extensively use GPT for evaluations, which is costly, thereby limiting us to a small test dataset.

References

- Jennifer L. Aaker. 1997a. [Dimensions of brand personality](#). *Journal of Marketing Research*, 34(3):347–356.
- Jennifer L Aaker. 1997b. [Dimensions of brand personality](#). *Journal of marketing research*, 34(3):347–356.
- Jean-Baptiste Alayrac, Jeff Donahue, Pauline Luc, Antoine Miech, Iain Barr, Yana Hasson, Karel Lenc, Arthur Mensch, Katherine Millican, Malcolm Reynolds, Roman Ring, Eliza Rutherford, Serkan Cabi, Tengda Han, Zhitao Gong, Sina Samangooei, Marianne Monteiro, Jacob L. Menick, Sebastian Borgeaud, Andy Brock, Aida Nematzadeh, Sahand Sharifzadeh, Mikolaj Binkowski, Ricardo Barreira, Oriol Vinyals, Andrew Zisserman, and Karén Simonyan. 2022a. [Flamingo: a visual language model for few-shot learning](#). In *NeurIPS*.
- Jean-Baptiste Alayrac, Jeff Donahue, Pauline Luc, Antoine Miech, Iain Barr, Yana Hasson, Karel Lenc, Arthur Mensch, Katie Millican, Malcolm Reynolds, Roman Ring, Eliza Rutherford, Serkan Cabi, Tengda Han, Zhitao Gong, Sina Samangooei, Marianne Monteiro, Jacob Menick, Sebastian Borgeaud, Andrew Brock, Aida Nematzadeh, Sahand Sharifzadeh, Mikolaj Binkowski, Ricardo Barreira, Oriol Vinyals, Andrew Zisserman, and Karen Simonyan. 2022b. [Flamingo: a visual language model for few-shot learning](#).
- Rajeev Batra, Aaron Ahuvia, and Richard P Bagozzi. 2012. [Brand love](#). *Journal of marketing*, 76(2):1–16.
- Steven D Carr. 1996. [The cult of brand personality](#). *Marketing News*, 30(10):4–9.
- Hyung Won Chung, Le Hou, Shayne Longpre, Barret Zoph, Yi Tay, William Fedus, Eric Li, Xuezhi Wang, Mostafa Dehghani, Siddhartha Brahma, Albert Webson, Shixiang Shane Gu, Zhuyun Dai, Mirac Suzgun, Xinyun Chen, Aakanksha Chowdhery, Sharan Narang, Gaurav Mishra, Adams Yu, Vincent Zhao, Yanping Huang, Andrew Dai, Hongkun Yu, Slav Petrov, Ed H. Chi, Jeff Dean, Jacob Devlin, Adam Roberts, Denny Zhou, Quoc V. Le, and Jason Wei. 2022. [Scaling instruction-finetuned language models](#).
- Aron Culotta and Jennifer Cutler. 2016. [Mining brand perceptions from twitter social networks](#). *Mark. Sci.*, 35(3):343–362.
- Wenliang Dai, Junnan Li, Dongxu Li, Anthony Meng Huat Tiong, Junqi Zhao, Weisheng Wang, Boyang Li, Pascale Fung, and Steven Hoi. 2023. [Instructblip: Towards general-purpose vision-language models with instruction tuning](#).
- Alexey Dosovitskiy, Lucas Beyer, Alexander Kolesnikov, Dirk Weissenborn, Xiaohua Zhai, Thomas Unterthiner, Mostafa Dehghani, Matthias Minderer, Georg Heigold, Sylvain Gelly, Jakob Uszkoreit, and Neil Houlsby. 2021. [An image is worth 16x16 words: Transformers for image recognition at scale](#). In *9th International Conference on Learning Representations, ICLR 2021, Virtual Event, Austria, May 3-7, 2021*. OpenReview.net.
- Jennifer Golbeck, Cristina Robles, Michon Edmondson, and Karen Turner. 2011. [Predicting personality from twitter](#). In *PASSAT/SocialCom 2011, Privacy, Security, Risk and Trust (PASSAT), 2011 IEEE Third International Conference on and 2011 IEEE Third International Conference on Social Computing (SocialCom), Boston, MA, USA, 9-11 Oct., 2011*, pages 149–156. IEEE Computer Society.
- Jack Hessel, Ari Holtzman, Maxwell Forbes, Ronan Le Bras, and Yejin Choi. 2021. [CLIPScore: a reference-free evaluation metric for image captioning](#). In *EMNLP*.
- Dongling Huang and Lan Luo. 2016. [Consumer preference elicitation of complex products using fuzzy support vector machine active learning](#). *Mark. Sci.*, 35(3):445–464.
- Benjamin Eliot Klein, Guy Lev, Gil Sadeh, and Lior Wolf. 2014. [Fisher vectors derived from hybrid gaussian-laplacian mixture models for image annotation](#). *CoRR*, abs/1411.7399.
- Junnan Li, Dongxu Li, Silvio Savarese, and Steven Hoi. 2023a. [BLIP-2: bootstrapping language-image pre-training with frozen image encoders and large language models](#). In *ICML*.
- Junnan Li, Dongxu Li, Silvio Savarese, and Steven C. H. Hoi. 2023b. [BLIP-2: bootstrapping language-image pre-training with frozen image encoders and large language models](#). *CoRR*, abs/2301.12597.
- Junnan Li, Ramprasaath R. Selvaraju, Akhilesh Gotmare, Shafiq R. Joty, Caiming Xiong, and Steven Chu-Hong Hoi. 2021. [Align before fuse: Vision and language representation learning with momentum distillation](#). In *Advances in Neural Information Processing Systems 34: Annual Conference on Neural Information Processing Systems 2021, NeurIPS 2021, December 6-14, 2021, virtual*, pages 9694–9705.
- Xiujun Li, Xi Yin, Chunyuan Li, Pengchuan Zhang, Xiaowei Hu, Lei Zhang, Lijuan Wang, Houdong

- Hu, Li Dong, Furu Wei, Yejin Choi, and Jianfeng Gao. 2020. [Oscar: Object-semantics aligned pre-training for vision-language tasks](#). In *Computer Vision - ECCV 2020 - 16th European Conference, Glasgow, UK, August 23-28, 2020, Proceedings, Part XXX*, volume 12375 of *Lecture Notes in Computer Science*, pages 121–137. Springer.
- Yang Liu, Dan Iter, Yichong Xu, Shuohang Wang, Ruo Chen Xu, and Chenguang Zhu. 2023. [G-eval: Nlg evaluation using gpt-4 with better human alignment](#).
- Thomas J Madden, Frank Fehle, and Susan Fournier. 2006. Brands matter: An empirical demonstration of the creation of shareholder value through branding. *Journal of the Academy of Marketing Science*, 34(2):224–235.
- Junhua Mao, Wei Xu, Yi Yang, Jiang Wang, and Alan L. Yuille. 2015. [Deep captioning with multimodal recurrent neural networks \(m-rnn\)](#). In *3rd International Conference on Learning Representations, ICLR 2015, San Diego, CA, USA, May 7-9, 2015, Conference Track Proceedings*.
- Hazel Markus and Paula Nurius. 1986. Possible selves. *American psychologist*, 41(9):954.
- Utku Pamuksuz, Joseph T Yun, and Ashlee Humphreys. 2021a. A brand-new look at you: predicting brand personality in social media networks with machine learning. *Journal of Interactive Marketing*, 56(1):1–15.
- Utku Pamuksuz, Joseph T. Yun, and Ashlee Humphreys. 2021b. [A brand-new look at you: Predicting brand personality in social media networks with machine learning](#). *Journal of Interactive Marketing*, 56:55–69.
- Yingwei Pan, Ting Yao, Yehao Li, and Tao Mei. 2020. [X-linear attention networks for image captioning](#). In *2020 IEEE/CVF Conference on Computer Vision and Pattern Recognition, CVPR 2020, Seattle, WA, USA, June 13-19, 2020*, pages 10968–10977. Computer Vision Foundation / IEEE.
- Cesc Chunseong Park, Byeongchang Kim, and Gunhee Kim. 2017. Attend to You: Personalized Image Captioning with Context Sequence Memory Networks. In *CVPR*.
- Alec Radford, Jong Wook Kim, Chris Hallacy, Aditya Ramesh, Gabriel Goh, Sandhini Agarwal, Girish Sastry, Amanda Askell, Pamela Mishkin, Jack Clark, Gretchen Krueger, and Ilya Sutskever. 2021a. [Learning transferable visual models from natural language supervision](#). In *Proceedings of the 38th International Conference on Machine Learning, ICML 2021, 18-24 July 2021, Virtual Event*, volume 139 of *Proceedings of Machine Learning Research*, pages 8748–8763. PMLR.
- Alec Radford, Jong Wook Kim, Chris Hallacy, Aditya Ramesh, Gabriel Goh, Sandhini Agarwal, Girish Sastry, Amanda Askell, Pamela Mishkin, Jack Clark, Gretchen Krueger, and Ilya Sutskever. 2021b. [Learning transferable visual models from natural language supervision](#).
- Silvia Ranfagni, Belinda Crawford Camiciottoli, and Monica Faraoni. 2016. How to measure alignment in perceptions of brand personality within online communities: interdisciplinary insights. *Journal of Interactive Marketing*, 35(1):70–85.
- Nils Reimers and Iryna Gurevych. 2019. [Sentence-bert: Sentence embeddings using siamese bert-networks](#). In *Proceedings of the 2019 Conference on Empirical Methods in Natural Language Processing*. Association for Computational Linguistics.
- Soumyadeep Roy, Shamik Sural, Niyati Chhaya, Anandhavelu Natarajan, and Niloy Ganguly. 2021. An integrated approach for improving brand consistency of web content: Modeling, analysis, and recommendation. *ACM Transactions on the Web (TWEB)*, 15(2):1–25.
- Idan Schwartz, Alexander G. Schwing, and Tamir Hazan. 2017. [High-order attention models for visual question answering](#). In *Advances in Neural Information Processing Systems 30: Annual Conference on Neural Information Processing Systems 2017, December 4-9, 2017, Long Beach, CA, USA*, pages 3664–3674.
- Idan Schwartz, Alexander G. Schwing, and Tamir Hazan. 2019a. [A simple baseline for audio-visual scene-aware dialog](#). In *IEEE Conference on Computer Vision and Pattern Recognition, CVPR 2019, Long Beach, CA, USA, June 16-20, 2019*, pages 12548–12558. Computer Vision Foundation / IEEE.
- Idan Schwartz, Seunghak Yu, Tamir Hazan, and Alexander G. Schwing. 2019b. [Factor graph attention](#). In *IEEE Conference on Computer Vision and Pattern Recognition, CVPR 2019, Long Beach, CA, USA, June 16-20, 2019*, pages 2039–2048. Computer Vision Foundation / IEEE.
- Peng Wang, An Yang, Rui Men, Junyang Lin, Shuai Bai, Zhikang Li, Jianxin Ma, Chang Zhou, Jingren Zhou, and Hongxia Yang. 2022. [OFA: unifying architectures, tasks, and modalities through a simple sequence-to-sequence learning framework](#). In *International Conference on Machine Learning, ICML 2022, 17-23 July 2022, Baltimore, Maryland, USA*, volume 162 of *Proceedings of Machine Learning Research*, pages 23318–23340. PMLR.
- Anbang Xu, Haibin Liu, Liang Gou, Rama Akkijaraju, Jalal Mahmud, Vibha Sinha, Yuheng Hu, and Mu Qiao. 2016. Predicting perceived brand personality with social media. In *Proceedings of the International AAAI Conference on Web and social media*, volume 10, pages 436–445.

Anbang Xu, Haibin Liu, Liang Gou, Rama Akkijaru, Jalal Mahmud, Vibha Sinha, Yuheng Hu, and Mu Qiao. 2021. [Predicting perceived brand personality with social media](#). *Proceedings of the International AAAI Conference on Web and Social Media*, 10(1):436–445.

Kunpeng Zhang, Siddhartha Bhattacharyya, and Sudha Ram. 2016. [Large-scale network analysis for online social brand advertising](#). *MIS Q.*, 40(4):849–868.

Pengchuan Zhang, Xiujun Li, Xiaowei Hu, Jianwei Yang, Lei Zhang, Lijuan Wang, Yejin Choi, and Jianfeng Gao. 2021. [Vinvl: Revisiting visual representations in vision-language models](#). In *IEEE Conference on Computer Vision and Pattern Recognition, CVPR 2021, virtual, June 19-25, 2021*, pages 5579–5588. Computer Vision Foundation / IEEE.

Personality	Brands
Sincerity	Cracker Barrel, IHOP, Pet Smart, Campbell Soup, Whole foods, and Walgreens (Test)
Excitement	Urban Outfitters, Forever 21, EA, Progressive Insurance, The children's place, and Mattel (Test)
Competence	UPS, Microsoft, GE, Autozone, Sony, and Marriott (Test)
Sophistication	Bloomingdale's, Revlon, Audi, Ann Taylor, L'Oreal, and Pottery Barn (Test)
Ruggedness	Columbia Sportswear, The North Face, General Motor's, Advance Auto Parts, Lowe's, and Goodyear (Test)

Table 6: Brands in each personality

Appendix

A Brands Present in Each Personality

Table 6 enumerates all brands present in each personality.

B Instruction for FlanT5 finetuning

Table 7 shows the instruction for FlanT5 finetuning with both selective and non-selective variants.

C Prompt for one-shot GPT call.

Table 8 shows the prompt for a one-shot GPT call for selective and non-selective variants.

D G-Eval

Table 9 shows the prompt to the GPT for G-Eval. We used *gpt-3.5-turbo* with temperature 0.7, top_p 0.95, frequency_penalty 0, presence_penalty 0 and generated 10 outputs. We selected the personality that occurred maximum times.

Image Caption	a woman wearing a face mask speaks to a crowd	<p>Selective Create an Instagram caption from the following text. The tone of the text should be sincere. Make use of named entities, usernames at the end. a woman wearing a face mask speaks to a crowd Named Entities: Kamala Harris, last week, Roz Brewer, today. Usernames: @vp, @wba_global.</p> <p>Non-selective Create an Instagram caption from the following text. The tone of the text should be sincere. Make use of named entities, links, hashtags and usernames present at the end. a woman wearing a face mask speaks to a crowd Named Entities: Kamala Harris, last week, Roz Brewer, today. Links: None. Hashtags: None. Usernames: @vp, @wba_global.</p>
Named Entities	Kamala Harris, last week, Roz Brewer, today	
Usernames	@vp, @wba_global	
Hashtag	-	
Links	-	

Table 7: Instruction for FlanT5 finetuning. We experiment with two variants, selective and non-selective. In selective, if some attribute is not provided, it is not mentioned in the instruction. In contrast, in non-selective, if some attribute is not provided, it is mentioned in the instruction with a None value.

<p>Selective Create an Instagram caption from the provided text. The tone of the text should be sophisticated. If you are provided with additional information, make use of them. These additional information could be named entities, links, hashtags and usernames. Do not create named entities, links, hashtags or usernames by yourself. Text: a pair of metallic sneakers on a white couch Usernames: @balenciaga. Instagram caption: No shoes on the couch (unless they're @balenciaga)</p> <p>Text: a dog sleeping on a couch in a living room Named Entities: PB Comfort Sofa. Hashtags: #dogsofinstagram, #doglovers, #petapproved, #livingroominspo, #homedetails, #homegoals, #homeinspo, #potterybarn. Usernames: @apriljoy_ful. Instagram caption:</p> <p>Non Selective Create an Instagram caption from the provided text. The tone of the text should be sophisticated. Only make use of named entities, links, hashtags and usernames present at the end and nothing else. If you see None in front of named entities, links, hashtags or usernames, do not include anything in the output. Text: a pair of metallic sneakers on a white couch Named Entities: None. Links: None. Hashtags: None. Usernames: @balenciaga. Instagram caption: No shoes on the couch (unless they're @balenciaga)</p> <p>Text: a dog sleeping on a couch in a living room Named Entities: PB Comfort Sofa. Links: None. Hashtags: #dogsofinstagram, #doglovers, #petapproved, #livingroominspo, #homedetails, #homegoals, #homeinspo, #potterybarn. Usernames: @apriljoy_ful. Instagram caption:</p>
--

Table 8: Prompt for one-shot GPT call. We experiment with two variants, selective and non-selective. In selective, if some attribute is not provided, it is not mentioned in the prompt. In contrast, in non-selective, if some attribute is not provided, it is mentioned in the prompt with a None value.

You will be given an Instagram caption. Your task is to predict the brand personality from the caption. The possible brand personalities are: sincerity, excitement, competence, sophistication, and ruggedness.

You will be provided with the definition of each personality type and evaluation steps. Please make sure you read and understand the evaluation steps carefully. Please keep this document open while reviewing, and refer to it as needed.

Sincerity: The attributes represented by this brand personality are down-to-earth, family-oriented, small-town, honest, sincere, real, wholesome, original, cheerful, sentimental, and friendly.

Excitement: The attributes represented by this brand personality are trendy, exciting, spirited, cool, young, imaginative, unique, up-to-date, independent, and contemporary.

Competence: The attributes represented by this brand personality are reliable, hard-working, secure, intelligent, technical, corporate, successful, leader, and confident.

Sophistication: The attributes represented by this brand personality are upper-class, glamorous, good-looking, charming, feminine, and smooth.

Ruggedness: The attributes represented by this brand personality are masculine, outdoorsy, tough, rugged, and western.

Evaluation Steps:

1. Read and understand the Instagram caption: Carefully read the provided caption and try to grasp the overall tone and theme of the message.
2. Identify keywords and phrases: Look for specific words or phrases in the caption that can be related to the attributes of the brand personalities.
3. Create a list of possible brand personalities: Based on the keywords and phrases identified, create a list of possible brand personalities that the caption could represent.
4. Analyze the caption for sincerity: Check if the caption demonstrates attributes such as down-to-earth, family-oriented, small-town, honest, sincere, real, wholesome, original, cheerful, sentimental or friendly. If it does, the brand personality could be sincerity.
5. Analyze the caption for excitement: Check if the caption demonstrates attributes such as trendy, exciting, spirited, cool, young, imaginative, unique, up-to-date, independent or contemporary. If it does, the brand personality could be excitement.
6. Analyze the caption for competence: Check if the caption demonstrates attributes such as reliable, hard-working, secure, intelligent, technical, corporate, successful, leader or confident. If it does, the brand personality could be competence.
7. Analyze the caption for sophistication: Check if the caption demonstrates attributes such as upper-class, glamorous, good-looking, charming, feminine or smooth. If it does, the brand personality could be sophistication.
8. Analyze the caption for ruggedness: Check if the caption demonstrates attributes such as masculine, outdoorsy, tough, rugged or western. If it does, the brand personality could be ruggedness.
9. Do note that the caption might not have all the attributes.
10. Evaluate the overall impression: Consider the overall impression of the caption, including the emotional tone and visual elements (such as emojis, hashtags).
11. Make a final decision: Based on the analysis and overall impression, determine the most likely brand personality that the caption represents.

Example:

Instagram caption: ##_caption_##

Brand personality (select from Sincerity, Excitement, Competence, Sophistication, and Ruggedness):

Table 9: Prompt for G-Eval. We replace ##_caption_## with the caption to be evaluated.