

The BOOMERANG protocol: A Decentralised Privacy-Preserving Verifiable Incentive Protocol

Ralph Ankele

Brave Software, San Francisco, USA

Hamed Haddadi

Imperial College London and Brave Software, London, United Kingdom

Abstract

In the era of data-driven economies, incentive systems and loyalty programs, have become ubiquitous in various sectors, including advertising, retail, travel, and financial services. While these systems offer advantages for both users and companies, they necessitate the transfer and analysis of substantial amounts of sensitive data. Privacy concerns have become increasingly pertinent, necessitating the development of privacy-preserving incentive protocols. Despite the rising demand for secure and decentralised systems, the existing landscape lacks a comprehensive solution.

In this work, we propose the BOOMERANG protocol, a novel decentralised privacy-preserving incentive protocol that leverages cryptographic black box accumulators to securely store user interactions within the incentive system. Moreover, the protocol employs zero-knowledge proofs based on *Bullet-Proofs* to transparently compute rewards for users, ensuring verifiability while preserving their privacy. To further enhance public verifiability and transparency, we utilise a smart contract on a Layer 1 blockchain to verify these zero-knowledge proofs. The careful combination of black box accumulators with selected elliptic curves in the zero-knowledge proofs makes the BOOMERANG protocol highly efficient.

Our proof of concept implementation shows that we can handle up to 23.6 million users per day, on a single-threaded backend server with financial costs of approximately 2 US\$. Using the Solana blockchain we can handle 15.5 million users per day with approximate costs of 0.00011 US\$ per user. The versatility of the the BOOMERANG protocol is demonstrated through its applications in personalised privacy-preserving advertising, data collection, and health and fitness tracking. Overall, the BOOMERANG protocol represents a significant advancement in privacy-preserving incentive protocols, laying the groundwork for a more secure and privacy-centric future.

1 Introduction

In today’s data-driven world, loyalty programs and incentive schemes have emerged as powerful tools for companies

seeking to cultivate enduring relationships with their users. These strategic marketing initiatives offer rewards and incentives to users, encouraging brand loyalty and repeat purchases. As businesses harness these programs to enhance user retention and market value, a critical concern arises: the delicate balance between offering personalised experiences and safeguarding user privacy.

For users, loyalty programs offer various advantages. They enjoy discounts, exclusive offers, and personalised rewards that enhance their overall experience with the brand. The sense of achievement from accumulating points or rewards strengthens their emotional connection with the company, leading to increased user satisfaction and retention.

From the perspective of issuers, loyalty programs bring substantial benefits. They promote user retention, reducing churn and acquisition costs. Loyal users tend to spend more and make frequent purchases, boosting the company’s revenue and profitability. Furthermore, the data and insights gathered through these programs aid in personalised marketing strategies and product enhancements.

However, there are potential drawbacks for both users and issuers. Users may have concerns about data privacy when participating in loyalty programs, and managing multiple programs can be cumbersome. For companies, implementing and managing these programs can be costly, and if not well-designed, they may attract transient users who are only interested in rewards, affecting long-term profitability.

As technology advances, incentive programs are transitioning from traditional paper cards to digital versions. Digital loyalty programs offer greater convenience for users, as they can access rewards through mobile apps or online accounts. For issuers, digitalisation streamlines data collection and analysis, providing deeper user insights for more personalised offerings.

As we delve deeper into the realm of loyalty programs and incentive schemes, it becomes evident that privacy concerns are increasingly paramount in the digital era. As companies seek to maintain personalised experiences while safeguarding sensitive user data, the concept of privacy-preserving incen-

tive schemes emerges as a compelling solution. In the following, we will explore the state-of-the-art for privacy-preserving incentive schemes. Section 2 highlights some potential usecases of the privacy-preserving incentive scheme that we are proposing. In Section 3, we introduce the BOOMERANG protocol, a decentralised privacy-preserving verifiable incentive protocol. Our protocol uses black box accumulators as a highly efficient data structure that are discussed in Section 4.1.1. Moreover, zero-knowledge proofs are used in the protocol to enable verifiability of the rewards computation as further explained in Section 5. For public verifiable verification of the zero-knowledge proofs we discuss the challenges and opportunities of verifying the proofs in a smart contract on a L1 blockchain in Section 6. We implemented a proof of concept, and discuss the evaluation and feasibility of our protocol in Section 7.

1.1 Related Work

There are many proposals in the literature for anonymous and unlinkable incentive schemes [9, 13, 26]. However, those schemes do not offer much more apart from basic features. For example, one mayor downside is that incentives cannot be accumulated, resulting in a system that induces high storage and communication costs linear to the number of tokens.

Form a users point of view, incentive schemes should be privacy-preserving and should not leak any information about the users behaviour. From a issuer’s point of view the incentive scheme should prevent any fraudulent abuse of the system. A common building block for incentive systems are black box accumulators, introduced by Jager and Rupp [21]. Those BBA’s offer a privacy-preserving way for point collection and spending points. Their scheme has further been improved by the BBA+ [19] scheme, that additionally adds mechanisms for offline double spending and adding negative point amounts. However, there are some drawbacks on the BBA schemes mentioned above. Those schemes rely on Groth-Sahai proofs [17], which require cryptographic pairing groups. Unfortunately, cryptographic pairings have a slow performance and verifying such proofs is inefficient especially when scaling to millions of users.

Additionally, there are incentive protocol solutions particularly targeted for specific usecases. For example, considering the advertisement and content recommendation usecase, there are specific privacy-preserving advertisement delivery networks such as Adnostic [30] and Privad [18].

Moreover, the BBA+ scheme has further been optimised in another usecase for electronic toll collection [14]. In the scheme, road users accumulate debt while driving on the road, and then pay at regular intervals. However, their scheme relies on Groth-Sahai proofs and therefore requires cryptographic pairings that are inefficient when scaling to millions of users.

Another common usecase for privacy-preserving incentive systems are anonymous payment systems. In that context, the

BBA+ scheme has been further improved for the payments usecase. Hoffmann et al. [20] proposed the BBW scheme for payments on constrained devices. They got rid of the pairing groups and replaced it with range proofs based on BulletProofs [8] and further used Baldimtsi-Lysyanskaya blind signatures [2].

1.2 Our Contributions

Decentralised Privacy-Preserving Incentive Protocol:

We propose the BOOMERANG protocol, which is a novel incentive protocol that collects interactions with the incentives in a privacy-preserving manner using black box accumulators. Moreover, it leverages zero-knowledge proofs to provide verifiability of the locally computed rewards and verifies the zero-knowledge proofs in a smart contract on a L1 blockchain to provide transparency and public verifiability.

Proof of Concept Implementation: We implemented a proof of concept of the protocol and the rewards proofs in Rust to showcase the feasibility of our protocol. The source code is publicly available¹.

Evaluation and Benchmark: We evaluated the performance and scalability of our protocol. Moreover, we evaluated the financial costs to run an instance of our protocol. Our proof of concept implementation can handle up to 23.6 million users on a single-threaded AWS EC2 t2.large instance, with financial costs of approximately 2 US\$. Using the Solana blockchain we can handle 15.5 million users per day with approximate costs of 0.00011 US\$ per user.

1.3 Notation and Preliminaries

We denote by $E[\mathbb{F}_p]$ an elliptic curve E defined over a prime field \mathbb{F}_p , and when its clear from the context simply write E by omitting the field \mathbb{F}_p for simplicity. Moreover, we denote by q the order of an elliptic curve E .

A sequence of elliptic curves $E_0[\mathbb{F}_{p_0}], \dots, E_n[\mathbb{F}_{p_n}]$ defined over finite fields \mathbb{F}_p is called a *cycle of elliptic curves* when the number of points, i.e. the order of the curve, on one curve cyclically equals the size of the base field of the next.

Definition 1.1 (Cycle of Elliptic Curves). An m -cycle of elliptic curves is a sequence of elliptic curves $E_0[\mathbb{F}_{p_0}], \dots, E_n[\mathbb{F}_{p_m}]$ where (p_0, \dots, p_m) are prime numbers, such that the order of these curves satisfies:

$$q_0 = p_1, \dots, q_i = p_{i+1}, \dots, q_m = p_0.$$

Silverman and Stange [29] showed that arbitrary length cycles exist. Mihailescu [25] specifically analysed the case of

¹<https://github.com/brave-experiments/rewards-proof>

2-cycles, also often called *amicable pairs* in the literature. In the BOOMERANG protocol, we are also interested in 2-cycles, i.e. elliptic curves where the base field of $E_{i+1}[\mathbb{F}_{p_{i+1}}]$ is the scalar field of $E_i[\mathbb{F}_{p_i}]$, also depicted in Figure 1.

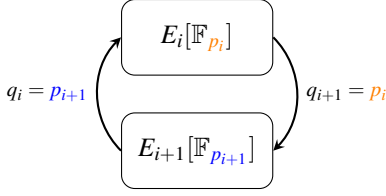


Figure 1: 2-cycle of elliptic curves.

Definition 1.2 (Cryptographic Accumulator). An *accumulator* acc_X over a set $X = \{x_1, \dots, x_n\}$ consists of PPT algorithms $acc_X = \{\text{Setup}, \text{Accum}, \text{PrvMem}, \text{VfyMem}\}$ defined as follows:

- $\text{Setup}(1^\lambda) \rightarrow (pp)$: generates public parameters pp .
- $\text{Accum}(pp, X) \rightarrow acc$: computes accumulator acc for set X .
- $\text{PrvMem}(pp, S, x) \rightarrow w$: computes witness w that proves that x is in the set X .
- $\text{VfyMem}(pp, acc, x, w) \rightarrow b \in \{0, 1\}$: verifies whether x is in the set X by using witness w .

Definition 1.3 (Commitment Scheme). A non-interactive commitment scheme C consists of probabilistic polynomial time algorithms $C = \{\text{Setup}, \text{Comm}\}$ defined as follows:

- $\text{Setup}(1^\lambda) \rightarrow pp$: generates public parameters pp for security parameter λ .
- $\text{Comm}_{pp}(m, r) \rightarrow c_m$: computes commitment c_m for message m and randomness r .

where Comm_{pp} is a function mapping $M_{pp} \times R_{pp} \rightarrow C_{pp}$, from a message space M_{pp} , a randomness space R_{pp} into the commitment space C_{pp} determined by the public parameters pp .

For simplicity we write $\text{Comm} = \text{Comm}_{pp}$. For security, r needs to be drawn uniformly at random $r \xleftarrow{\$} R_{pp}$. Additionally, we required the commitments to be *perfectly hiding*, i.e. the distribution over the commitments $c_m = \text{Comm}(m, r)$ is equal to the uniform distribution over the commitment space. Moreover, we required the commitment to be *computationally binding*, i.e. no adversary can construct two pairs (m_1, r_1) and (m_2, r_2) such that $m_1 \neq m_2$ and $\text{Comm}(m_1, r_1) = \text{Comm}(m_2, r_2)$. For efficiency, we also want to highlight the *additive homomorphic* property of some commitment schemes, i.e. if M_{pp}, R_{pp} and C_{pp} are all abelian groups then it holds that $\text{Comm}(m_1, r_1) + \text{Comm}(m_2, r_2) = \text{Comm}(m_1 + m_2, r_1 + r_2)$ for $\forall m_1, m_2 \in M_{pp}$ and $\forall r_1, r_2 \in R_{pp}$.

Definition 1.4 (Pedersen Commitment). Let $M_{pp}, R_{pp} \in \mathbb{Z}_p$ and $C_{pp} \in \mathbb{G}$ of order p , where the order p is chosen such that the discrete logarithm in the group is computationally hard for probabilistic polynomial time adversaries. The Pedersen commitment scheme then consists of two algorithms:

- $\text{Setup}()$: sample two publicly known generators values g, h from a cyclic group \mathbb{G} of order p , i.e. $g, h \xleftarrow{\$} \mathbb{G}$.
- $\text{Comm}(m, r)$: compute the commitment, i.e. $c_m = g^m \cdot h^r \bmod p$.

We use the *Pedersen commitment scheme* that is perfectly hiding, computationally binding and additive homomorphic under the discrete logarithm assumption.

Informally, a zero-knowledge argument of knowledge consists of two parties, the prover \mathcal{P} and the verifier \mathcal{V} , where the prover can prove to the verifier that a certain statement x is true, without revealing anything else about the statement itself. The statement $x \in \mathcal{L}$ is a language in the complexity class NP, and w is a witness for the statement x . Moreover, there is a relation $(x, w) \in \mathcal{R}$, where \mathcal{R} is a polynomial time decidable relation associated to language \mathcal{L} . We require that the zero-knowledge argument of knowledge is complete, sound and zero-knowledge.

Completeness: A prover \mathcal{P} with a witness w for a statement $x \in \mathcal{L}$ can always convince a verifier \mathcal{V} that x is true.

Soundness: A prover \mathcal{P} can never convince a verifier \mathcal{V} about a statement $x \notin \mathcal{L}$ that is not in the language \mathcal{L} .

Zero-Knowledge: The verifier does not learn anything except that $x \in \mathcal{L}$. Especially, the verifier should not be able to reveal the prover's witness w .

More formally, we require the following definitions to hold.

Definition 1.5 (Argument of Knowledge). An argument of knowledge for a relation \mathcal{R} is a tuple of algorithms $\text{ZK} = (\text{Prove}, \text{Verify})$ defined as follows:

ZK.Prove $(\mathcal{R}, x, w) \rightarrow \pi$ takes as input a relation description \mathcal{R} , a statement x and a witness w such that $R(x, w)$ and returns a proof π .

ZK.Verify $(\mathcal{R}, x, \pi) \rightarrow b \in \{0, 1\}$ takes as input a relation description \mathcal{R} , a statement x and a proof π and either *accepts* or *rejects* the proof.

Definition 1.6 (Knowledge Soundness). For all $\lambda \in \mathbb{N}$ and for all efficient adversaries \mathcal{A} there exists an efficient extractor \mathcal{E} such that

$$\Pr \left[\begin{array}{l} (x, \pi) \leftarrow \mathcal{A}(\{0, 1\}^{\text{poly}(\lambda)}) : \mathcal{R}(x, w) \neq 1 \wedge \\ w \leftarrow \mathcal{E}(\{0, 1\}^{\text{poly}(\lambda)}) : \text{ZK.Verify}(\mathcal{R}, x, \pi) = 1 \end{array} \right] \leq \text{negl}(\lambda).$$

Definition 1.7 (Zero-Knowledge). There exists a probabilistic polynomial time simulator \mathcal{S} such that for any $\lambda \in \mathbb{N}$, an probabilistic polynomial time adversary \mathcal{A} , a relation $\mathcal{R}(x, w)$ it holds that $p_0 = p_1$ where

$$p_b := \Pr \left[\begin{array}{l} \pi_0 \leftarrow \mathcal{S}(1^\lambda, x) \\ \pi_1 \leftarrow \text{ZK.Prove}(\mathcal{R}, x, w) \end{array} : \mathcal{A}(1^\lambda, \pi_b) = 1 \right].$$

2 An Overview of Applications for a Decentralised Privacy-Preserving Verifiable Incentive Protocol

There are various applications for a decentralised privacy-preserving verifiable incentive protocol in the real-world. User can rely on a privacy-focused and user-centric experience, and are ensured that their data is encrypted using advanced cryptographic techniques. Additionally, the decentralised nature of using smart contracts on a blockchain enhances trust and transparency making such a platform an attractive choice for both users and platform providers. In the following we give an non-exhaustive overview of possible applications:

Personalised Advertising and Content Recommendation:

We can utilise the BOOMERANG protocol in digital advertising and content recommendation systems. By incentivising users to share their interests or preferences through privacy-preserving interactions, platforms could offer personalised advertisements and content suggestions without directly accessing users personal data. Users are incentivised to engage with personalised content and advertisements through a token-based reward system. They receive tokens for interacting with relevant content and advertisements. These tokens can be redeemed for various rewards, offering users an added benefit for their participation. Advertisers and content providers can interact with the scheme to set targeting parameters for their campaigns without directly accessing user data. Furthermore, verifiable performance metrics are provided to advertisers, enabling them to assess campaign effectiveness without compromising user privacy.

Tokenised Loyalty and Rewards Programs: Companies with loyalty and rewards programs could utilise the BOOMERANG protocol to issue tokens as rewards for customer engagement and interactions, which users can then redeem for various benefits or products. As the reward tokens are stored securely on a blockchain, this ensures immutability and eliminates the risk of points being lost or manipulated. Moreover, the decentralised nature of the blockchain reduces administrative costs and eliminates the need for intermediaries, making the loyalty program more efficient and cost effective for businesses.

Data Collection and Market Research: Companies and organisations often require user data for market research and analytics. The BOOMERANG protocol can be used to incentivise users to share specific data points while maintaining the user’s privacy. Moreover, users will get rewarded for providing anonymised data related to their preferences, behaviour, or consumption habits, which companies can then use to make better business decisions without compromising individual identities.

Health and Fitness Tracking: Health and fitness apps often collect sensitive data about users physical activities, diet, and vital signs. By integrating the BOOMERANG protocol, users can be motivated to share their health data on the blockchain in a privacy-preserving manner, while still receiving rewards or incentives for contributing valuable information.

3 The BOOMERANG Protocol

In the following, we give a high-level description of how the BOOMERANG protocol works. The protocol follows a modular approach, allowing to interchange several of the building blocks without necessarily diminishing security/privacy properties. However, using the right components allows for a highly efficient protocol that improves latency, scalability, and allows to reduce the number of zero-knowledge proofs.

3.1 Desired Privacy-Properties

Consecutively, we give some details about the security model and the desired privacy-properties that we require the BOOMERANG protocol to achieve. We argue that these properties are essential for a privacy-preserving operation of our protocol. From a broad perspective these privacy properties include

- *Unlinkability* of different incentives between categories, between individual personalised preferences and unlinkability of the payment tokens to certain incentive interactions.
- *Anonymity* of users interacting with the incentive system when sharing private metrics with the issuer of the incentive system and providers of the incentives.
- *Public Verifiability* of the correct execution of the protocol and validation of the zero-knowledge proofs for the correct reward computation for interacting with the incentive system.

3.1.1 Unlinkability

Pfitzmann and Köhntopp [27] introduced the concept of unlinkability, which refers to the ability to prevent the linkage of

different activities or information across contexts. It ensures that data or actions in one context cannot be connected or traced to the same data or actions in another context, preserving privacy and anonymity. Unlinkability safeguards against correlation and linkage, maintaining confidentiality and protecting sensitive information.

Definition 3.1 (Unlinkability). Two or more items (i.e. subjects, objects or actions) are unlinkable, if an adversary cannot successfully distinguish if those items are related to each other.

In the BOOMERANG protocol, we want to ensure that two or more incentives cannot be linked together. Moreover, if the incentives belong to a broader category, it should not be possible to link those incentives together. Additionally, it is also of interest to personalise incentives, which again should not be able to be linked to a specific user or that they are related. Likewise, we require that an users interaction of any kind with the incentive should not be able to be linked to the particular user. Finally, when an user is rewarded for interacting with the incentive system, it should not be possible to link the user to the payment.

3.1.2 Anonymity

In the definition of Pfitzmann and Köhntopp [27], a subject is called anonymous if an adversary cannot successfully identify the subject within a set of subjects. A notation that is more often used in practice is the definition of k -anonymity introduced by Samarati and Sweeney [28]. k -anonymity ensures that each individual in a dataset cannot be distinguished from at least $k - 1$ other individuals based on certain identifying attributes. It aims to protect privacy by making it challenging to identify specific individuals within the dataset, mitigating the risk of re-identification.

Definition 3.2 (k -Anonymity). k -anonymity guarantees that an individuals data in a sanitised dataset is indistinguishable from the data of at least $k - 1$ other individuals, whose data is within the original dataset. Thus, each quasi-identifying tuple in the sanitised dataset occurs at least k times.

In the BOOMERANG protocol, we want to provide private metrics to the issuer and the different providers for the incentives. We require that any metrics shared are protected by k -anonymity. This can practically be achieved by using a privacy-preserving threshold aggregation reporting system such as STAR [12].

3.1.3 Public Verifiability

While there does not exist a formal definition of public verifiability per se, we still require public verifiability of the protocol in several places. In general, we refer with public verifiability

to the ability to publicly verify the correctness and integrity of certain operations and procedures within our protocol.

This includes that we require that the interaction state changes of an user interacting with the incentive system should be verifiable by the issuer. Moreover, we require that the compensation for interacting with the incentive system in form of a reward, and therefore the correct interaction with the incentives, should be public verifiable using smart contracts on a L1 blockchain. Finally, we require that the zero-knowledge proofs for the rewards computation and identity proof can be publicly validated and are complete, sound and should not reveal any information about the statement to be proven, i.e. they should be zero-knowledge.

3.2 Building Blocks

We follow a modular approach using different building blocks that can easily be interchanged without compromising the security and privacy properties, but also to ensure adaptability and efficient implementation on various platforms.

3.2.1 Black Box Accumulators

Cryptographic accumulators are used as an efficient data structure for the cryptographic tokens. These tokens are used to encapsulate the interaction state of the incentive system in a privacy preserving manner. Furthermore, they prevent linking user interactions within the incentive system.

3.2.2 Zero-Knowledge Proofs

In various places in the protocol, zero-knowledge proofs are used to synchronise the state of the interaction with the incentives between the user and the issuer. Notably, we use zero-knowledge proofs in the BOOMERANG protocol for the verification of the black box accumulator, for computing a proof that the incentives have been correctly computed and a proof that the customers wallet has been KYC'ed.

While we do not want to restrict the use of any particular zero-knowledge proof system, we want to highlight certain recommendations to ensure an efficient interplay between the other building blocks of the protocol. Accordingly, as zero-knowledge proof systems with a trusted setup usually introduce risks due to trust dependencies, lack of transparency, long-term security concerns and scalability issues we prefer a proof system without the need of a trusted setup. Besides, we want to avoid the use of proof systems that require pairing-based cryptography as this usually introduces computation overhead, implementation complexity and requires specific elliptic curves that limit interoperability and adoption.

3.2.3 Smart Contracts

Public verifiability of the incentive computation is achieved by performing the verification of the zero-knowledge proofs on-

chain. Hereby, smart contracts are leveraged running on a L1 blockchain. The smart contracts must be able to support the cryptographic operations needed to perform the verification of the zero-knowledge proofs and additionally should handle the settlement for the payment of the incentive system.

3.3 BOOMERANG protocol

The BOOMERANG protocol consist of a set of two protocols, where the first protocol describes the interaction of the user with the incentive system and the synchronisation of the interaction with the issuer. The second protocol is designed to specify the local calculation of the rewards that a user earns when interacting with the incentive system, and the corresponding public validation of the correct reward calculation by using a L1 blockchain.

3.3.1 Interaction with Incentives

The first protocol is designed to specify the interaction of the user with the issuer of the incentive scheme. Therefore, we define an interaction state, that keeps track of the interaction over time. We implement the interaction state using a cryptographic token, more specifically using black box accumulators (BBAs). More details about the BBAs is explained in Section 4.1.1.

The protocol used to interact with the incentives using the BBA data structure is illustrated as sequence diagram in Figure 2. The workflow of the protocol is as follows:

- ① Initially, the user initialises the BBA. The interaction state is initialised to an all zero-vector. This step has to be done only once per payment cycle.
- ② The user then makes a commitment com to the BBA, and generates a zero-knowledge proof π confirming the initial state of the BBA. This commitment and the proof are then sent via an anonymous channel (e.g. by using OHTTP) to the issuer.
- ③ The issuer performs some anti-fraud checks verifying that it is a legitimate user request.
- ④ The issuer stores the id of the BBA to keep track of the current active BBAs.
- ⑤ The user then interacts with the incentive system. The interaction is stored locally within the BBA by updating the corresponding counter values.
- ⑥ In regular intervals, the user synchronises the BBA with the issuer of the incentive system.
- ⑦ To synchronise the BBA with the issuer, the user again makes a commitment com to the current state of the BBA, and generates a zero-knowledge proof

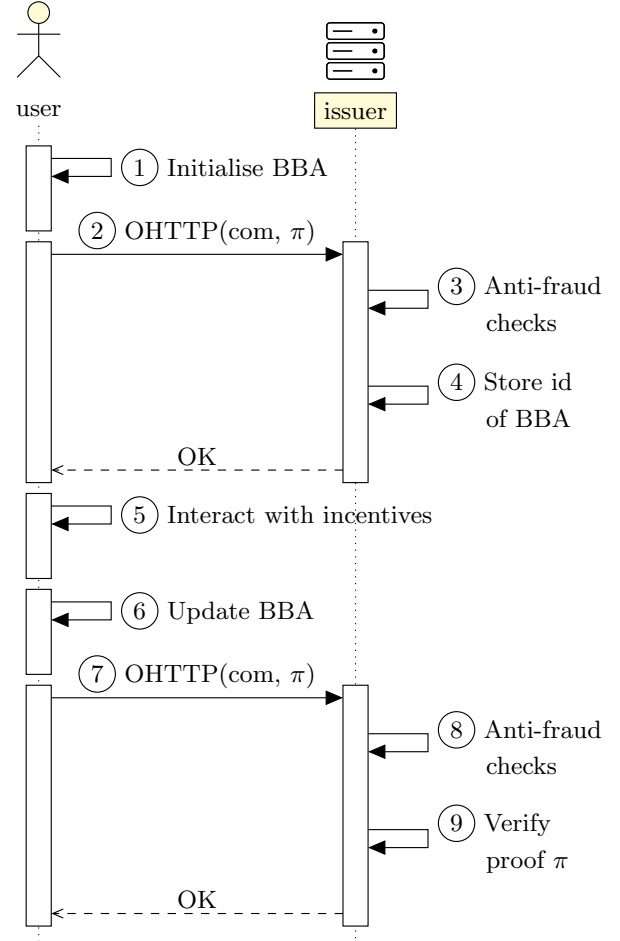


Figure 2: The first protocol defines the interaction of the user with the incentive system by the issuer. We use black box accumulators to keep track of the interaction over time. Additionally, a zero knowledge proof is used to synchronise the black box accumulator between the user and the issuer.

π confirming the actual updated state of the BBA. The request is sent over OHTTP in order to ensure *privacy* and *unlinkability*.

- ⑧ The issuer performs some anti-fraud checks verifying that it is a legitimate user request.
- ⑨ Finally, the issuer verifies the zero-knowledge proof π and synchronises the BBA identified by its id.

Note, steps ⑤ to ⑨ can be repeated several times, while steps ① to ④ are only executed once, and the BBA is retained until the user redeems its incentives by initiating a reward request.

3.3.2 Reward calculation and Validation

The second protocol is designed to specify how users can be rewarded for their participation in the incentive system and the public verification of the reward computation. It assumes, that an user has initiated a black box accumulator, and interacted with the incentive system. The user then computes its rewards, for interacting with the incentive system, locally on device and additionally computes two zero-knowledge proofs to confirm a correct rewards computation and to confirm that the user has a KYCed wallet. The purpose of the second zero-knowledge proof of a KYCed wallet, also referred to as identity proof, is to reduce the amount of fraudulent users in the incentive system. More details about the zero-knowledge proofs are discussed in Section 5.

Furthermore, to achieve public verifiability of the rewards proofs, the verification of the zero knowledge proofs is done on-chain using smart contracts on a L1 blockchain. The details and challenges of verifying zero knowledge proofs in a smart contract are further discussed in Section 6.

We outline the protocol for rewards calculation and validation using a public blockchain in a sequence diagram in Figure 3. The protocol works as follows:

- ① We assume that the user has interacted with the incentive system and the BBA is updated by the issuer reflecting the interaction.
- ② The user initiates the reward protocol, by calculating the rewards according to the state of the BBA.
- ③ Next, the user generates a zero-knowledge proof of reward calculation.
- ④ Additionally, the user adds a zero-knowledge proof of identity.
- ⑤ The user requests an on-chain settlement, revealing the BBA and the two zero-knowledge proofs of reward calculation and identity.
- ⑥ A smart contract running on a L1 blockchain is triggered, and the proofs for a correct reward calculation and the proof for the identity are verified.
- ⑦ The smart contract also performs several anti-fraud checks, verifying that the reward request is legitimate.
- ⑧ Finally, the user receives payment tokens.

4 A Highly Efficient Data-structure for Cryptographic Tokens

When designing the BOOMERANG protocol, we looked for a highly efficient data-structure for providing private set-

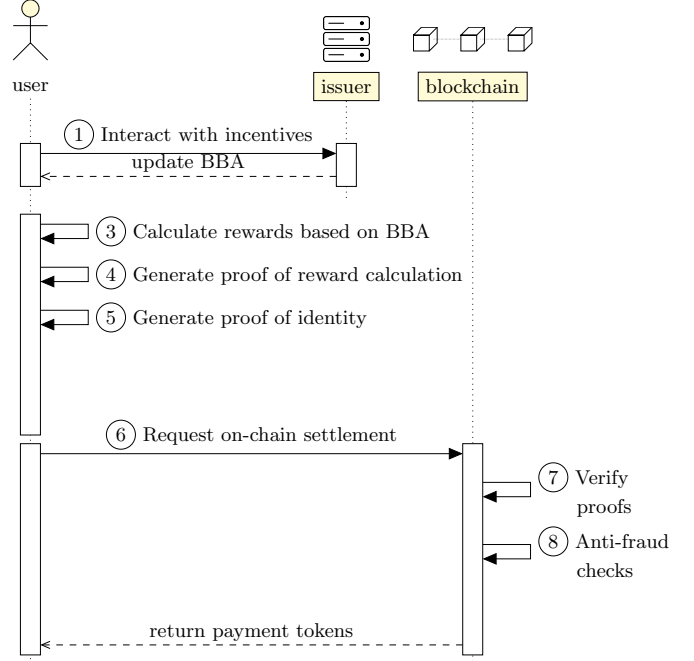


Figure 3: The second protocol for the local reward computation based on the black box accumulators issued during interacting with the incentive system. The reward computation is accompanied by two zero knowledge proofs of correct reward computation and a identity proof of a KYCed wallet. The verification of the zero knowledge proofs is performed in a smart contract on-chain to allow for public verifiability.

membership. Black Box Accumulators (BBAs) allows to accumulate a finite set $\mathcal{X} = \{x_1, \dots, x_n\}$ into a *succinct* value $acc_{\mathcal{X}}$. Ideologically, BBAs can be seen as private counters (e.g. for incentives, reputation points, bonus points, ...) that can only be updated by the creator.

In the context of the BOOMERANG protocol, we use BBAs as a cryptographic token to store a representation of the interaction vector for the incentives within the BBA. As the BBA is created by an user, and can only be updated by the user, the integrity of the token is assured. Moreover, unlinkability and anonymity of the token are assured as the issuer only gets commitments of the BBA, and a zero-knowledge proof, verifying the correctness of the updated token.

4.1 Curve Trees as Accumulator

The BOOMERANG protocol uses a highly efficient, fully transparent zero-knowledge accumulator that has recently been published by Campanelli et. al. [10] called *Curve Trees*. The construction can be seen as a shallow Merkle Tree where the leaves, as well as the internal nodes, are elliptic curve points. Curve Trees are based on the discrete logarithm assumption and random oracle model. Each node in the tree is hashed by

an Pedersen hash, that uses alternating curves at each layer, i.e. CurveTrees requires 2-cycles of elliptic curves. A more formal definition of a *Curve Trees* follows.

Definition 4.1. A Curve Tree is defined by a branching factor ℓ , a sequence of elliptic curves E_0, \dots, E_D and some group elements $\mathbf{G}_x^{(i)}, \mathbf{G}_y^{(i)} \in E_i \times \dots \times E_i, H^{(i)} \in E_i$ for $i \in \{0, \dots, D\}$, and can be described recursively as follows:

- **Leaf nodes:** A (ℓ, E_D) -Curve Tree is a 3-tuple $(\underbrace{C}_{\text{root}}, \underbrace{0}_{\text{randomness}}, \underbrace{C}_{\text{value}})$, where $C \in E_D$.
- **Parent nodes:** A (ℓ, E_0, \dots, E_D) -Curve Tree is a 3-tuple $(\underbrace{C}_{\text{root}}, \underbrace{r}_{\text{randomness}}, \underbrace{(T_1, \dots, T_\ell)}_{\text{Curve Trees}})$ where (T_1, \dots, T_ℓ) are $(\ell, E_0, \dots, E_{D-1})$ -Curve Trees.

Moreover, the root C of the (ℓ, E_0, \dots, E_D) -Curve Tree is a Pedersen vector commitment to the coordinates of the children:

$$C = \langle \mathbf{x}, \mathbf{G}_x^{(D)} \rangle + \langle \mathbf{y}, \mathbf{G}_y^{(D)} \rangle + [r] \cdot H^{(D)}.$$

Let us consider a simple example of a $(4, E_0, E_1, E_2)$ -Curve Tree to help our understanding. The example is illustrated in Figure 4. In the example, we have a Curve Tree with a branching factor $\ell = 4$, and depth $D = 2$. The circles in Figure 4 correspond to elliptic curve points E_i for $i \in \{0 \dots D\}$, where the elliptic curves are a 2-cycle. The rounded rectangles are Pedersen commitments to those elliptic curve points. When constructing a CurveTree for a set $S \subseteq E$ we can do as follows: We start with S as the leaves of the tree. Then we partition S in smaller groups of size ℓ and create a CurveTree for each group. Finally, we connect the smaller trees to one big tree with S as its leaves.

4.1.1 Encoding user interaction

We need to keep track of the user interaction with the incentive system by defining an interaction state vector. In the BOOMERANG protocol, we use black-box accumulators [21], more specifically we use the above defined *Curve Trees* by Campanelli et. al. [10], to encode the interaction state vector.

For simplicity, let us assume our incentive system has five counter values, indicating different policies within our incentive system. Initially, the interaction state vector is the all zero vector:

$$\text{state} = [\text{in}_0, \text{in}_1, \text{in}_2, \text{in}_3, \text{in}_4, \text{in}_5] = [0, 0, 0, 0, 0, 0]$$

If the user interacted with the incentive system, and they got one point for incentives in_0 and five points for incentive in_2 the updated interaction vector would be

$$\text{state} = [1, 0, 5, 0, 0].$$

4.1.2 Building a Curve Tree

Technically, when representing the interaction vector within the *Curve Tree*, each of the incentive counters is represented as a leaf of a (ℓ, E_0, \dots, E_D) -Curve Tree which are Pedersen commitments. Internally, these commitments are elliptic curve points. Formally, this can be seen as

$$\tau = (g^{\text{id}} \cdot g^{\text{in}_0} \dots g^{\text{in}_n} \cdot h^r)$$

Initially, all counters are initialised to all zeros. Additionally, each BBA contains an identifier id that will be issued when the *Curve Tree* is initially built, and spent at the time of redemption of the incentives. Moreover, each Pedersen commitment has a randomness scalar r , often also called the *blinding factor*, that is a random 256-bit number. The blinding factor r prevents exhaustive enumeration attack, thereby preserving the commitment's hiding property.

4.1.3 Updating the BBA

As the user interacts with the incentive system over time, we keep track of the updates with the interaction vector. However, to ensure that both the issuer and user can verify the correctness of the interaction, we require that the user regularly updates the issuer with the interactions. To ensure a verifiable but private update we first update the BBA, and then generate a proof of correct update that the issuer can verify.

The CurveTree BBA consists of a Merkle Tree of Pedersen Commitments, and as those commitments are perfectly binding they cannot be directly updated. In fact, updating the commitment is as hard as solving the discrete log problem. However, we can leverage the homomorphic property of Pedersen commitments to simply build a new commitment by adding two commitments. Yet, that means to update the existing BBA, we have to rebuild parts of the CurveTree. Next, we define the steps of updating/rebuilding a CurveTree:

1. Initially, the user has an existing curve tree (this might be the one with all zero leaves, if there has been no interaction before).
2. Additionally, the user has its current interactions (over a certain period of time) stored in interaction state vector.
3. Next, the user computes a Pedersen commitment, $\text{com}_{\text{current}}$, for the interaction state vector. Moreover, let's define the commitment in the existing BBA as com_{BBA} . A new leaf commitment $\text{com}_{\text{newleaf}}$ is now calculated by using the homomorphic property of Pedersen commitments to calculate the sum of $\text{com}_{\text{newleaf}} = \text{com}_{\text{BBA}} + \text{com}_{\text{current}}$. This is done iterative for all changed values in the interaction vector, and also recursively for all existing intermediate commitments up to the root of the BBA.
4. Finally, the new CurveTree (i.e. the root commitment), and a zero-knowledge proof are send to the issuer to verify the correct update of the BBA.

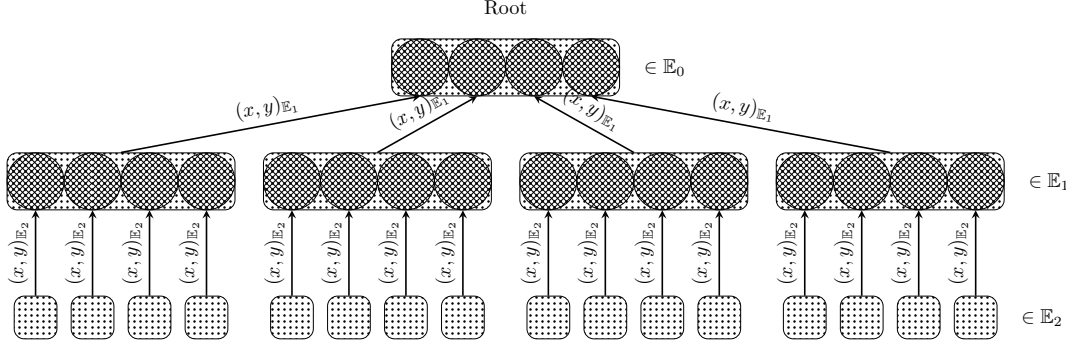


Figure 4: Example $(4, E_0, E_1, E_2)$ -Curve Tree. The circles indicate elliptic curve points, while the rounded rectangles indicate Pedersen commitments to those elliptic curve points. Note, that each level of the Curve Tree belongs to a different elliptic curve.

4.1.4 Opening of the BBA

Synchronising the interaction vector allows the issuer to detect and mitigate a cheating client that tries to take advantage from the incentive system. However, to ensure unlinkability, we require that the synchronisation does not leak any information about which incentives the user has interacted with, as well as there should not be any linkage between different incentives.

We achieve the synchronisation of the interaction vector, by providing a zero-knowledge proof together with the CurveTree that encodes the interaction vector. The user now needs to prove set membership in zero-knowledge to convince the issuer that the interaction state is indeed encoded in the CurveTree. In a standard Merkle Tree, this is achieved by revealing all internal nodes necessary to compute a leaf-to-root path within the Merkle Tree, also often referred to as opening the Merkle Tree. In comparison, CurveTrees have a branching factor ℓ and depth D . Therefore, the leaf-to-root path would require to reveal roughly $\ell \cdot D$ internal nodes.

Campanelli et al. [10] proposed an optimised zero-knowledge proof, labeled *select-and-rerandomize*, that instead of revealing internal nodes, generates small zero-knowledge proofs and rerandomizes the internal nodes of the CurveTree that would be revealed. A crucial feature of CurveTrees is that the roots of every sub-tree are rerandomizable Pedersen commitments. Therefore, by rerandomizing the root C as $\hat{C} = C + [\delta] \cdot H^{(D)}$ a perfectly hiding commitment to the same set of children as the original CurveTree is obtained.

A single-level *select-and-rerandomize* proof can be specified by defining the relation $\mathcal{R}^{(\text{single}, d)}$ by opening the commitment C to the elliptic curve points \mathbf{x}, \mathbf{y} and then rerandomizing the i -th point $\hat{C} = (\mathbf{x}_i, \mathbf{y}_i) + [\delta] \cdot H^{(d)}$. More formally, we require a zero-knowledge argument that the following relation holds:

$$\mathcal{R}^{(\text{single}, d)} := \left\{ (i, r, \delta, \mathbf{x}, \mathbf{y}) : \begin{array}{l} C = \langle \mathbf{x}, \mathbf{G}_x^{(d-1)} \rangle + \langle \mathbf{y}, \mathbf{G}_y^{(d-1)} \rangle \\ \quad + [r] \cdot H^{(d-1)} \\ \hat{C} = (\mathbf{x}_i, \mathbf{y}_i) + [\delta] \cdot H^{(d)} \end{array} \right\}$$

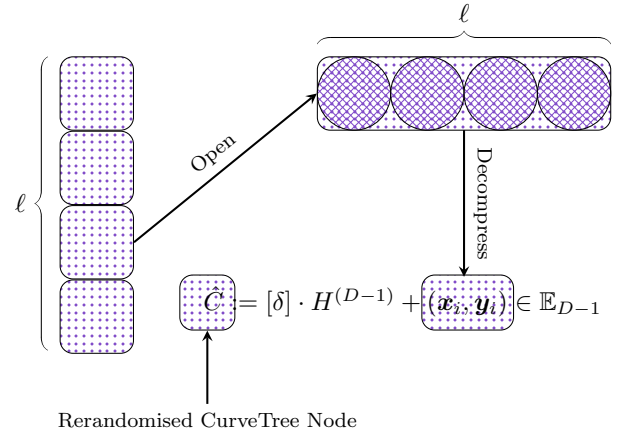


Figure 5: Single-level zero-knowledge membership proof using select-and-rerandomize by Campanelli et al. [10]. The squared rectangles illustrate Pedersen commitments, while the circles denote elliptic curve points. The branching factor $\ell = 4$. \hat{C} denotes the rerandomized node in the CurveTree.

An example single-level *select-and-rerandomize* proof is illustrated in Figure 5.

In the definition above, we described a single-level zero-knowledge membership proof using select-and-rerandomize. Yet, we can recursively apply it for the whole CurveTree to obtain a proof for the full construction. The prover/verifier complexity for a full construction is $O(\sqrt[D]{n})$ for a CurveTree with branching number $\ell = \sqrt[D]{n}$ and $D - 1$ individual proofs.

Campanelli et al. [10] showed if the underlying non-interactive zero-knowledge proof system is instantiated with the BulletProofs construction, the overall construction is transparent and secure in the random oracle model under the discrete logarithm assumption. Moreover, the amount of zero-knowledge proofs for the full construction can be reduced from $D - 1$ proofs to only two proofs, by using proof aggregation and 2-cycles of elliptic curves. Thus, when using 2-cycles of elliptic curves all the even/odd proofs are over the

same curve/field and can thereby be combined into one larger statement. Overall, only two proofs are then needed for any CurveTree of depth D .

5 Verifiable Computation of Incentives

Users of the incentive protocol are rewarded for participating in the incentive scheme in form of a token that can later be exchanged for fiat currency, or traded with other cryptocurrency tokens. In the BOOMERANG protocol, users perform the reward computation locally on their device. In order to achieve verifiability by the issuer the user additionally generates some zero-knowledge proofs based on the final state of the black box accumulator and a public policy vector allocating a price to each incentive. The reward is then computed by the user by calculating the scalar product between the interaction vector and the policy vector. For example, if the interaction vector at the time of reward computation was

$$\text{state} = [0, 1, 3, 5, 0, 0]$$

and the policy vector is defined as

$$\text{policy_vector} = [3, 5, 2, 3, 3, 2]$$

then the reward is calculated by the user as

$$\begin{aligned} \text{reward} &= \langle \text{state}, \text{policy_vector} \rangle \\ &= 0 \times 3 + 1 \times 5 + 3 \times 2 + 5 \times 3 + 0 \times 3 + 0 \times 2 \quad (1) \\ &= 26. \end{aligned}$$

After locally computing the rewards, the user computes a zero-knowledge proof that the computation of the reward indeed is the scalar product of the interaction vector from the final BBA state and the policy vector. Additionally, the users computes an identity proof that the user's wallet has been verified with a KYC provider. This additional identity proof is done to reduce the amount of fraudulent users in the incentive scheme. In the BOOMERANG protocol we do not strictly require any particular KYC scheme. However, we outline a possible solution for this in Appendix A.

5.1 Rewards Proof

In the BOOMERANG protocol, we use zero-knowledge proofs to attest the correctness of the reward computation. In recent years, many zero-knowledge proof schemes have been proposed ranging from simple [16], up to general multi-purpose zk-SNARKs [5, 6] and zk-STARK [4] schemes. Yet, in the proofs for the correctness of the rewards computation we do not necessarily need such powerful prove systems, but rather focus on proving the inner product relation between the state vector and the policy vector as outlined in Equation 1.

In particular, zero-knowledge proofs based on inner product arguments have fewer assumptions such as they do not

require pairings or a trusted setup. Proofs with inner product arguments were firstly introduced by Bootle et al. [7] and later improved by Bünz et al. [8] also known as *BulletProofs*. Inner product arguments and BulletProofs leverage Pedersen commitments that are simple, but compared to e.g. KZG commitments [23] are less efficient. Proofs are larger, i.e. they are logarithmic $O(\log n)$, and the verification time is linear, so they are not succinct. Nevertheless, with help of optimisations such as proof aggregation and batch verification we can amortise those costs.

Generating the rewards proof. When generating the rewards proof, we have several assumptions. Firstly, the user should have interacted with the incentives, i.e. the interaction is stored in the state vector. Secondly, the policy vector is publicly available. Next, the steps to generate the rewards proof are to disclose the identifier of the BBA, then to compute the inner product of the state vector and the policy vector, and finally to prove that the sum of all incentives in the state vector does not exceed a limit set by the issuer. More formally, let $\tau = (g^{\text{id}} \cdot g^{\text{in}_0} \dots g^{\text{in}_N} \cdot h^r)$ be the token storing the interaction state with the incentives, $\rho = \langle \text{state}, \text{policy_vector} \rangle$ be the reward computed by the inner product of the state and the policy vector, and let L be the limit set by the issuer. We can then define the relation for the rewards-proof as

$$\mathcal{R}^{\text{reward}} := \left\{ \begin{array}{l} \tau = g^{\text{id}} \cdot g^{\text{in}_0} \dots g^{\text{in}_N} \cdot h^r \wedge \\ \left(r, \begin{array}{l} \text{in}_0, \dots, \text{in}_N \end{array} \right) : \sum_{i=0}^N \text{in}_i < L \wedge \\ \rho = \left\langle \begin{array}{c} \text{state}, \\ \text{policy_vector} \end{array} \right\rangle \end{array} \right\}$$

We use BulletProofs to instantiate the above relation. The proof works by using a *divide-and-conquer* strategy, essentially dividing the problem instance in smaller ones until at some point it can be proven trivially. This is also why the proof has $\log n$ steps.

The general idea is to prove that c is the inner product of vectors a and b . That is, $c = \langle a, b \rangle$. Using Pedersen commitments, we want to prove that commitment C is of the form

$$C = a \cdot g + b \cdot h + (a \cdot b)q$$

where $g = (g_0, g_1, \dots, g_{n-1})$, $h = (h_0, h_1, \dots, h_{n-1})$ and q are group elements in our group \mathbb{G} and none of their discrete logarithms are known to each other.

The reduction step is then used to divide the size of the vectors a and b in half. Let $m = n/2$, then we can split a to a_{lo} and a_{hi} and b to b_{lo} and b_{hi} . Next, the verifier sends a random challenge $x \in \mathbb{F}_p$ (Note, using the Fiat-Shamir transform we can make this non-interactive by replacing x as the hash of C_L and C_R). The prover then computes a new $c' = \langle a_{lo} \cdot x + a_{hi} \cdot x^{-1}, b_{lo} \cdot x^{-1} + b_{hi} \cdot x \rangle$ with vectors half of the length of a , and b . After $\log n$ steps the size of the vector is 1, and the

verifier can directly check the correctness. Then the verifier can check the correctness at each higher step.

For the relation $\mathcal{R}^{\text{reward}}$, we use a *range proof* to show that the sum of the incentives does not exceed the limit L . As the *policy vector* is public, we can use a lightweight Bulletproof that was introduced by Gentry et. al. [15] to prove that the reward is the inner product of the state and the policy vector.

Limitations. When computing the rewards proof the user’s wallet id is linked to that particular request. Yet, the only information that can be learned by the verifier is the actual reward. We assume that at this point it is fine to leak that information. Besides, using a zero-knowledge proof alone does not provide public verifiability of the rewards computation. A potential solution for that is to do the proof verification on a public blockchain. Though, verifying zero-knowledge proofs on a public blockchain introduces additional challenges in terms of scalability, computational effort and communication.

6 Proof Verification via Smart Contracts

While computing the rewards proof and the proof of identity locally on device of the user, the verification of the proofs need to be deliberately thought through. Anyone that has access to the public parameters and the statement to be proven, can verify a zero knowledge proof. However, an efficient form of public verifiability of the reward computation can be achieved by verifying these proofs in a smart contract by a public L1 blockchain. Additionally, this approach allows to perform the settlement of the rewards payment for the incentive system also directly with the smart contract, by transferring a cryptocurrency token to the user’s wallet. The cryptocurrency token is dependent on the underlying blockchain and the support for tokens within the smart contract.

Yet, verifying zero-knowledge proofs (ZKPs) within smart contracts presents several challenges. Firstly, the computational complexity of ZKPs can strain the limited computational resources of smart contracts, potentially causing delays or higher gas costs. Scalability becomes an issue when large data or complex computations are involved, impacting the overall transaction throughput. Auditing and verifying the correctness and security properties of ZKPs require expertise and can be time-consuming. Furthermore, upgradability and standardisation pose challenges in keeping smart contracts aligned with evolving ZKP protocols. Addressing these challenges is crucial to enable efficient and secure verification of ZKPs in smart contract environments.

6.1 Smart Contract ZKP Verification at Scale

For incentive systems with a large scale of users, the scalability issues can easily become a problematic bottleneck. Fortunately, there are several solutions to address this issues.

Proof Aggregation. In the scenario of multiple instances of the same proof, or if multiple users are involved, proof aggregation can be used to improve the efficiency and reduce the computational complexity. This can be achieved by leveraging the structure and the properties of the underlying zero-knowledge proof scheme by combining multiple individual proofs to one larger single proof. For the BOOMERANG protocol, multiple rewards proofs can be combined to create one larger proof that can then be verified by the smart contract.

Batch Verification. Given a large number of proofs that share similar computations or properties, efficiency can significantly be improved using batch verification. Therefore, multiple individual proofs are batched together and verified simultaneously. In the BOOMERANG protocol numerous users submit similar reward proofs that can be processed in batches instead of individual verification.

ZKRollups. Initially proposed by Whitehat [3], zero-knowledge rollups are a solution for the scalability problems in Ethereum. The idea is to move computation off-chain and only perform minimal computations on-chain. For the BOOMERANG protocol, this could be to process a batch of reward proof verifications off-chain and then performing a cryptographic validity proof that the batch has been verified.

Partial Proof Verification. Smart contracts are often computationally limited, and depending on the zero-knowledge proof system and the complexity of the statements to be proven the verification can be a complex task to perform. An efficient solution to has been proposed as the Refereed Delegation of Computation (RDoC) protocol [11]. The protocol has been adapted to efficiently verify zero-knowledge proofs in smart contracts on Ethereum by Truebit [22].

The protocol works as follows; A prover computes a zero-knowledge proof about a statement and sends it to the verifier. The verifier adds the proof to a smart contract that simply stores the proof. The verifier can then complain to the smart contract and claim the proof is invalid. Next, the smart contract lays out the verification circuit and the verifier sends the output of a chosen gate in the circuit. The smart contract then uses binary search to identify the specific gate in the circuit where the proofs diverge, and only needs to verify one single gate to determine if the verifier or the prover is correct. The protocol has one complication, as how often a verifier disagrees with the proof of the prover and if a prover should verify the proof at all, also known as the verifiers dilemma [24]. However, this can be solved by incentivising the verifiers to occasionally performing the verification.

7 Implementation & Performance Evaluation

We evaluated the performance of parts of our implementation of the BOOMERANG protocol. In particular we explore the performance of client-side operations such as computing the rewards requests and generating a rewards proof. Then we analyse the end-to-end performance using multiple clients and verify the rewards requests in a centralised backend server and decentralised smart contracts on the Solana blockchain. Finally, we report on the scalability of our system and perform a simple cost estimation to show how much it would cost to run a BOOMERANG protocol based incentive system.

7.1 Experimental Setup

We implemented some proof of concept code for parts of the BOOMERANG protocol, for both client applications and a server side backend. To study the requirements for client devices and server backends we run client-side evaluations as well as end-to-end measurements. Next, we provide the specifications of the devices we run our experiments:

Client specifications: The client-side experiments were performed using an everyday laptop. The device used for the experiments was a Macbook Pro running macOS Ventura Version 13.5.1, with an 3.22GHz Apple M1 Pro chipset and 16 GB unified LPDDR5 memory.

Backend specifications: For the backend we tried to reproduce a production-like environment, that can handle multiple client requests. Therefore, we instantiated an AWS EC2 t2.large² instance with 2 vCPU’s and 8GB memory.

L1 blockchain specifications: We implemented the smart contract as a native program on the Solana blockchain. We mimicked a validator by using a test server with an 2.8Ghz AMD EPYC 7402P 24-Core Processor and 256GB memory.

7.2 System Performance

We want to evaluate the system performance of using the BOOMERANG protocol in an incentive system. Ensuring a good user experience is critical for the acceptance of a system. Therefore, the system performance and time needed to process interactions with the incentive system and rewards requests should be reasonable small. The reward computation is done locally on-device of a client, and also the rewards proof is generated on the client.

Initially, we are interested in the time it takes for a user to generate a reward request. Table 1 shows the rewards proof generation times, and verification times, for one single rewards proof of different sizes of the incentive catalogue (64, 128 and 256 incentives). As we can see from the table, a

Table 1: Execution times for generating single rewards proofs on the client, and verification of a single rewards proof on a backend server for different sizes of the incentive catalogue.

Incentive catalogue size	Rewards proof generation (ms)	Rewards proof verification (ms)
64	5.41	1.30
128	8.94	2.04
256	15.82	3.42

Table 2: Rewards proof sizes for various incentive catalogue sizes. Note that the range-proofs are a constant size, as the limit of the maximum rewards does not change.

Incentive catalogue size	Rewards Proof size (bytes)		
	range-proof	linear-proof	total
64	480	480	960
128	480	544	1024
256	480	608	1088

rewards proof generation for an incentive catalogue of 256 incentives takes approximately 16 ms, which does not affect user experience at all.

Next, we were also interested in the proof sizes for the rewards proofs to better understand the bandwidth requirements to process the rewards proofs. Table 2 shows the rewards proof sizes for different sizes of the incentive catalogue.

Finally, we explored the end-to-end performance of the BOOMERANG protocol by parallel running multiple clients, that generate rewards requests, and using a single-threaded backend server, that verifies the rewards requests. Figure 6 gives some performance numbers of the execution time using multiple users and different sizes of the incentives catalogue.

7.3 System Scalability

Some of the intended usecases for the BOOMERANG protocol are targeting large scale systems with potentially millions of users. Therefore, the system scalability is of critical importance. While the interaction with the incentive scheme to earn rewards does not require a lot of resources and can easily be managed by a backend system, the reward request generation and especially the verification on a single-threaded backend can become a bottleneck.

For transparency and public verifiability the reward verification is implemented in a smart contract on a L1 blockchain. The choice of the L1 blockchain is an important decision, as for example Ethereum-based blockchains using the Ethereum Virtual Machine (EVM) runtime is single-threaded. However, the Solana blockchain uses a parallel smart contract run-time called Sealevel, that is only limited by the number of cores available in a validator [1].

²<https://aws.amazon.com/ec2/instance-types/t2/>

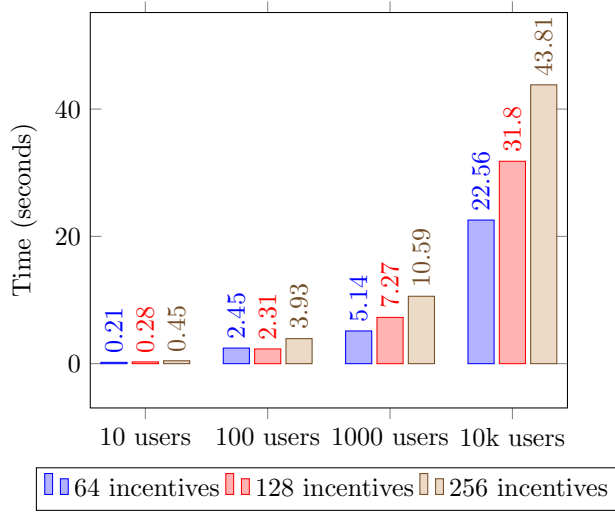


Figure 6: Execution time of end-to-end reward requests (proof generation + verification) for multiple users and different sizes of the incentive catalogue.

We implemented the rewards proof verification and run benchmarks in a single-threaded backend server environment. In our experiments, we fixed the incentive catalogue to 256 entries, which we deem it fits most practical usecases. Table 3 shows the results, indicating that using our not optimised implementation we can verify up to 23.6 million reward requests in one day. However, an interesting observation and practical bottleneck would be that additionally the server would need to process roughly 25.8 GB of data from the proof sizes alone.

Initially, we implemented the rewards proof verification as an on-chain program, running it inside the Solana VM, and doing syscalls for the elliptic curve operations outside on the validator. Unfortunately, currently there is no support for the extendable-output function (XOF) hash operations needed in the merlin³ transcripts that implement the Fiat-Shamir transform (making an interactive zero-knowledge proof non-interactive). Consequently, we implemented the rewards proof verification as a native program, running entirely on the validator. Table 3 shows the results, indicating that on the Solana blockchain, 15.5 million reward requests can be verified daily.

7.4 Financial Costs

We calculate the server-side costs for running an incentive system based on the BOOMERANG protocol, for two possible deployment scenarios: i) when the rewards verification is done on a backend server, and ii) when the rewards verification is done on-chain on a L1 blockchain within a smart contract. Table 4 provides estimates for both scenarios.

³<https://github.com/daled-cryptography/merlin>

Table 3: Verification of rewards proofs for multiple users on a backend server and a Solana validator as native programs. The incentive catalogue is fixed to 256 entries.

Number of users	Processed data	Rewards proof verification	
		Backend	Solana
1000	1.08MB	3.65s	5.57s
10k	10.88MB	36.47s	55.73s
200k	217MB	12m 9s	18m 35s
5M	5.44GB	5h 3m 54s	7h 44m 25s
15.5M	16.87GB		1d
23.6M	25.8GB	1d	

Table 4: Financial cost comparison of running rewards verification on a backend server versus on-chain in a smart contract of a L1 blockchain. The estimates are based on 5M users, processing 5.44GB data in and 195MB data out.

	Financial costs (US\$)		
	computation	data processing	total
backend	0.47	0	0.47
Solana	580	0	580

Using a AWS EC2 t2.large backend server with on-demand pricing, the computation time for verifying the reward requests of 5 million users is 5.065 hours and with a hourly rate of 0.0928 US\$ the costs are 0.47 US\$. AWS also charges for processing data, however, processing incoming data is free, while outgoing data costs approximately 0.09 US\$ per GB (with the first 100GB free per month). The response length of one reward request is only 39 bytes, leading to 195 MB for 5 million users, which is within the free limit.

Using the Solana blockchain to run the rewards proof verification in a smart contract we can execute the whole smart contract in one transaction, as the transaction limit is 1.2 kB per transaction. We do not need to store any data in an account, therefore we can avoid any storage rent costs. For an incentive catalogue size of 256 entries, the proof sizes are 1.08 kB which fits in one transaction. The total proof verification, would need to execute one transaction and cost 5000 lamports (equivalent to 0.000116 US\$⁴). The costs to verify proofs of 5M users, would be 580 US\$ for computation, and no costs for processing the data.

References

- [1] Anatoly Yakovenko. Sealevel — parallel processing thousands of smart contracts. <https://medium.com/solana-labs/>

⁴exchange rate as of October 16th 2023, 12:00 UTC

- sealevel-parallel-processing-thousands-of-smart-contracts. 2019.
- [2] Foteini Baldimtsi and Anna Lysyanskaya. Anonymous credentials light. pages 1087–1098, 2013.
 - [3] Barry Whitehat. roll_up token: Snark-based multi-erc20 side chain. https://github.com/barryWhiteHat/roll_up_token, 2019.
 - [4] Eli Ben-Sasson, Iddo Bentov, Yinon Horesh, and Michael Riabzev. Scalable, transparent, and post-quantum secure computational integrity. Cryptology ePrint Archive, Report 2018/046, 2018. <https://eprint.iacr.org/2018/046>.
 - [5] Eli Ben-Sasson, Alessandro Chiesa, Christina Garman, Matthew Green, Ian Miers, Eran Tromer, and Madars Virza. Zerocash: Decentralized anonymous payments from bitcoin. pages 459–474, 2014.
 - [6] Nir Bitansky, Ran Canetti, Alessandro Chiesa, and Eran Tromer. From extractable collision resistance to succinct non-interactive arguments of knowledge, and back again. pages 326–349, 2012.
 - [7] Jonathan Bootle, Andrea Cerulli, Pyrros Chaidos, Jens Groth, and Christophe Petit. Efficient zero-knowledge arguments for arithmetic circuits in the discrete log setting. pages 327–357, 2016.
 - [8] Benedikt Bünz, Jonathan Bootle, Dan Boneh, Andrew Poelstra, Pieter Wuille, and Greg Maxwell. Bullet-proofs: Short proofs for confidential transactions and more. pages 315–334, 2018.
 - [9] Jan Camenisch, Thomas Groß, Peter Hladky, and Christian Hoertnagl. Privacy-friendly incentives and their application to wikipedia (extended version). Cryptology ePrint Archive, Report 2010/401, 2010. <https://eprint.iacr.org/2010/401>.
 - [10] Matteo Campanelli and Mathias Hall-Andersen. Curve trees: Practical and transparent zero-knowledge accumulators. Cryptology ePrint Archive, Report 2022/756, 2022. <https://eprint.iacr.org/2022/756>.
 - [11] Ran Canetti, Ben Riva, and Guy N. Rothblum. Refereed delegation of computation. *Information and Computation*, 226:16–36, 2013. Special Issue: Information Security as a Resource.
 - [12] Alex Davidson, Peter Snyder, E. B. Quirk, Joseph Genereux, Benjamin Livshits, and Hamed Haddadi. STAR: Secret sharing for private threshold aggregation reporting. pages 697–710, 2022.
 - [13] Max Enzmann and M. Schneider. A privacy-friendly loyalty system for electronic marketplaces. In *IEEE International Conference on e-Technology, e-Commerce and e-Service*, 2004. *EEE '04*. 2004, pages 385–393, 2004.
 - [14] Valerie Fetzer, Max Hoffmann, Matthias Nagel, Andy Rupp, and Rebecca Schwerdt. P4TC – provably-secure yet practical privacy-preserving toll collection. Cryptology ePrint Archive, Report 2018/1106, 2018. <https://eprint.iacr.org/2018/1106>.
 - [15] Craig Gentry, Shai Halevi, and Vadim Lyubashevsky. Practical non-interactive publicly verifiable secret sharing with thousands of parties. pages 458–487, 2022.
 - [16] Jens Groth. On the size of pairing-based non-interactive arguments. pages 305–326, 2016.
 - [17] Jens Groth and Amit Sahai. Efficient non-interactive proof systems for bilinear groups. pages 415–432, 2008.
 - [18] Saikat Guha, Alexey Reznichenko, Kevin Tang, Hamed Haddadi, and Paul Francis. Serving ads from localhost for performance, privacy, and profit. In *Proceedings of Hot Topics in Networking (HotNets)*, October 2009.
 - [19] Gunnar Hartung, Max Hoffmann, Matthias Nagel, and Andy Rupp. BBA+: Improving the security and applicability of privacy-preserving point collection. pages 1925–1942, 2017.
 - [20] Max Hoffmann, Michael Klooß, Markus Raiber, and Andy Rupp. Black-box wallets: Fast anonymous two-way payments for constrained devices. 2020(1):165–194, January 2020.
 - [21] Tibor Jager and Andy Rupp. Black-box accumulation: Collecting incentives in a privacy-preserving way. 2016(3):62–82, July 2016.
 - [22] Jason Teutsch and Christian Reitwiessner. A scalable verification solution for blockchains. <https://people.cs.uchicago.edu/~teutsch/papers/truebit.pdf>, 2017.
 - [23] Aniket Kate, Gregory M. Zaverucha, and Ian Goldberg. Constant-size commitments to polynomials and their applications. pages 177–194, 2010.
 - [24] Loi Luu, Jason Teutsch, Raghav Kulkarni, and Prateek Saxena. Demystifying incentives in the consensus computer. pages 706–719, 2015.
 - [25] Preda Mihailescu. Dual elliptic primes and applications to cyclotomy primality proving, 2007.

- [26] Milica Milutinovic, Italo Dacosta, Andreas Put, and Bart De Decker. ucentive: An efficient, anonymous and unlinkable incentives scheme. In *2015 IEEE Trust-com/BigDataSE/ISPA*, volume 1, pages 588–595, 2015.
- [27] Andreas Pfitzmann and Marit Koehntopp. *Anonymity, Unobservability, and Pseudonymity — A Proposal for Terminology*, pages 1–9. Springer Berlin Heidelberg, Berlin, Heidelberg, 2001.
- [28] P. Samarati and L. Sweeney. Protecting privacy when disclosing information: k-anonymity and its enforcement through generalization and suppression. Technical report, 1998.
- [29] Joseph H. Silverman and Katherine E. Stange. Amicable Pairs and Aliquot Cycles for Elliptic Curves. *Experimental Mathematics*, 20(3):329 – 357, 2011.
- [30] Vincent Toubiana, Arvind Narayanan, Dan Boneh, Helen Nissenbaum, and Solon Barocas. Adnostic: Privacy preserving targeted advertising. 2010.

A Decentralised KYC/Identity Proof

Many financial institutions mandate *Know Your Customer (KYC)* processes for account management. The general purpose is to verify the users identity and to establish risk factors and prevent fraud.

Usually, identity verification is handled in a centralised way. However, this diminishes users control over their data and leads to privacy risks. In the BOOMERANG protocol, users verifiably compute their rewards of the incentive system themselves. To reduce the amount of fraud, and for users to verify their identities, the BOOMERANG protocol requires its users to additionally provide a proof of identity with each rewards request.

As KYC checks are cumbersome and due to legal requirements often require the presence of a human operator, we do not want to perform a KYC check for each reward request. Hence, the KYC check is done once (and it is regularly re-done according to legal requirements), and then continuously identify a users wallet by adding a zero-knowledge proof of a KYC’ed wallet with each following reward request.

The proposed KYC protocol can be seen in Figure 7 and works as follows:

- ① The issuer creates an empty cryptographic accumulator and sends it to a layer 1 blockchain.
- ② The L1 blockchain simply stores the cryptographic accumulator in a smart contract
- ③ When using the incentive system at the first time (or after a certain time has exceeded, due to some legal requirements), the user requests its wallet to be KYC’ed from the issuer.
- ④ The issuer requests to verify the user from the KYC provider.
- ⑤ The KYC provider performs the KYC checks from the user asynchronous and according to the legal requirements necessary to be compliant.
- ⑥ The user complies in the interactive KYC checks by providing its legal documents and other necessary details (such as a selfie for e.g. human verification).
- ⑦ The KYC provider returns a report to the issuer indicating if the KYC checks of the user have been successful or not.
- ⑧ If the KYC checks have been successful, the issuer updates the accumulator with the users wallet ID.
- ⑨ The L1 blockchain updates the accumulator in the smart contract with the added wallet ID.

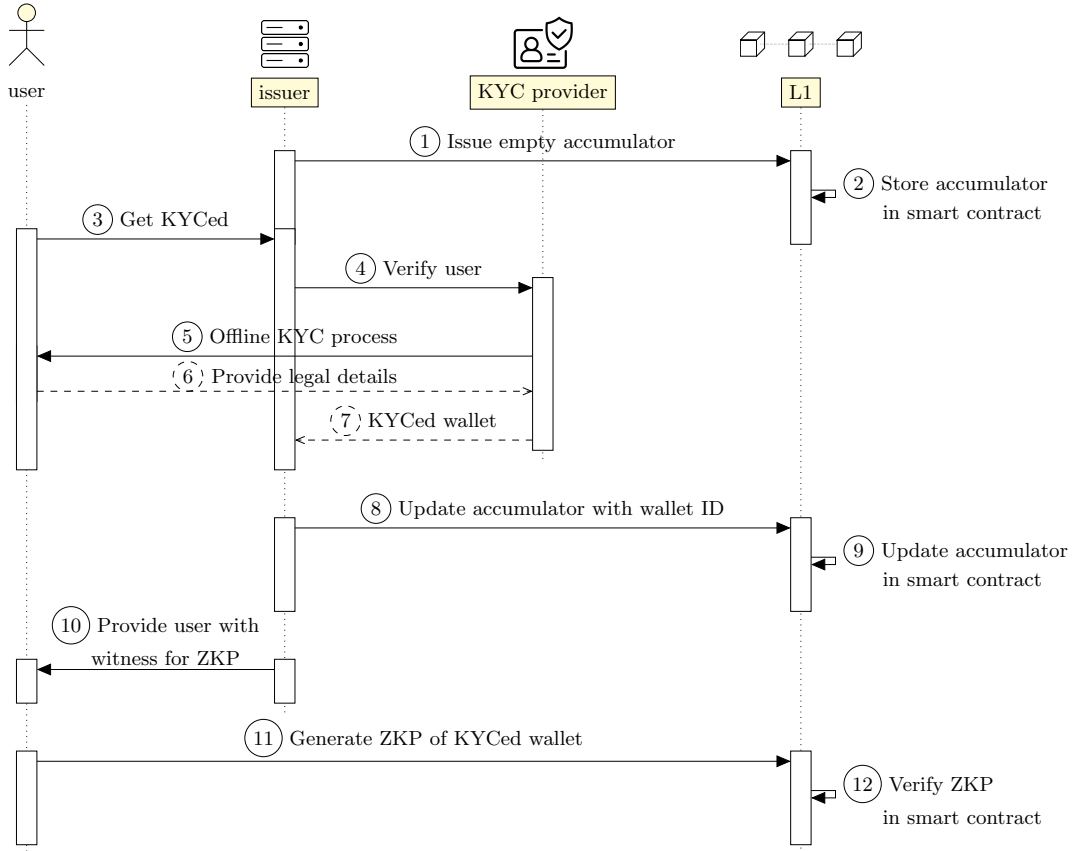


Figure 7: A proposal for a decentralised KYC solution. The solution stores a list of KYCed wallet ids in a black box accumulator, and uses zero-knowledge proofs to continuously verify the proof of a KYCed wallet in a smart contract on a L1 blockchain.

- ⑩ The issuer provides the user with the witness for a zero-knowledge proof of a KYC'ed wallet.
- ⑪ When performing a reward request, the user additionally generates a zero-knowledge proof of a KYC'ed wallet using the witness.
- ⑪ The L1 blockchain verifies the zero-knowledge proof in the smart contract to check if an user's wallet is KYC'ed.