

# Do Concept Bottleneck Models Respect Localities?

Naveen Raman<sup>1</sup>, Mateo Espinosa Zarlenga<sup>2</sup>, Juyeon Heo<sup>2</sup>, Mateja Jamnik<sup>2</sup>

<sup>1</sup> Carnegie Mellon University

<sup>2</sup> University of Cambridge

naveenr@cmu.edu, me466@cam.ac.uk, jh2324@cam.ac.uk, mateja.jamnik@cl.cam.ac.uk

## Abstract

**Code** — <https://github.com/naveenr414/Spurious-Concepts>

## 1 Introduction

Concept-based learning is an interpretability paradigm that leverages human-understandable concepts to explain a deep learning model’s predictions (Kim et al. 2018; Koh et al. 2020; Espinosa Zarlenga et al. 2022; Yuksekogonul, Wang, and Zou 2022). Within this paradigm, Concept Bottleneck Models (CBMs) (Koh et al. 2020) are a family of models that first predict concepts from an input (via a *concept predictor*), then use these concepts to predict a downstream label (via a *label predictor*). This design allows CBMs to (1) provide concept-based explanations via their predicted concepts, and (2) improve their test performance when deployed with experts via *concept interventions* (Chauhan et al. 2022; Shin et al. 2023; Espinosa Zarlenga et al. 2023b).

Concept predictors are the key to interpretability in CBMs since they construct explanations for CBM predictions. For example, we can understand that a CBM predicts an image to be a “dove”, because it detected “white feathers” and a “white head”. However, such explanations rely on the faithfulness of the underlying concept predictors; for poorly constructed concept predictors, “white head” could be predicted due to the presence of “white feathers”, thereby relying on correlations between concepts rather than the presence of concepts. Such issues compromise the interpretability of CBMs and have been studied from the perspectives of concept-task leakage (Mahinpei et al. 2021; Havasi, Parbhoo, and Doshi-Velez 2022a) and misaligned explanations (Margeloiu et al. 2021).

We analyse concept predictors through the lens of *locality*, defined as the idea that concept predictors should only leverage relevant features when making predictions (Figure 1). Concept predictors respecting locality are more interpretable, as they make predictions based only on concept-specific features and not spurious correlations. This allows for better generalisation across data points and greater transferability, as the patterns that these predictors rely upon are more robust. Surprisingly, we find that concept predictors may fail

to respect locality, as perturbations to irrelevant features impact their predictions. We complement our empirical findings by proving that concept correlations may lead to accurate models that fail to respect locality. Our findings cast doubt on the interpretability of CBMs: without respecting locality, it is unclear whether a concept is predicted from spurious correlations or from features relevant to the concept itself.

Our main contributions are: (1) we analyse the predictions made by concept predictors through the lens of *locality* to understand if these predictions reflect the presence of a concept. We demonstrate that popular architectures may fail to capture locality, especially with complex models or datasets; (2) we show that a variety of known mitigation methods designed to improve robustness and generalisation fail to address this problem, suggesting that this issue is a general symptom of concept-based models; and (3) we theoretically demonstrate that increasing the rate of concept correlations in a dataset can lead to models with high accuracy but which fail to respect locality. Our results encourage scepticism when interpreting concept predictions as they can be easily manipulated.

## 2 Related Work

**Concept Learning** Concept learning (Kim et al. 2018; Goyal et al. 2019; Ghorbani et al. 2019; Kazhdan et al. 2020; Yeh et al. 2020; Espinosa Zarlenga et al. 2022, 2023b) is a subfield of eXplainable AI (XAI) where a deep learning model’s predictions are explained via high-level units of information (i.e., “concepts”). Methods vary from fully concept-supervised (Koh et al. 2020; Chen, Bei, and Rudin 2020; Yuksekogonul, Wang, and Zou 2022; Kim et al. 2023a), where one has access to task and concept labels, to concept-unsupervised (Ghorbani et al. 2019; Yeh et al. 2020; Oikarinen et al. 2023; Pham et al. 2024), where only task labels are available. In this paper, we explore CBMs (Koh et al. 2020) due to their ubiquity as building blocks for state-of-the-art methods (Espinosa Zarlenga et al. 2022; Yuksekogonul, Wang, and Zou 2022; Kim et al. 2023a; Oikarinen et al. 2023; Espinosa Zarlenga et al. 2023c).

**Robustness of Concept-Based Models** Since Margeloiu et al. (2021) showed, via saliency maps (Baehrens et al. 2010), that CBMs may construct concept representations by exploiting spurious correlations, several works have studied this and related phenomena (Havasi, Parbhoo, and Doshi-Velez 2022b; Sinha et al. 2023; Heidemann, Monnet, and Roscher

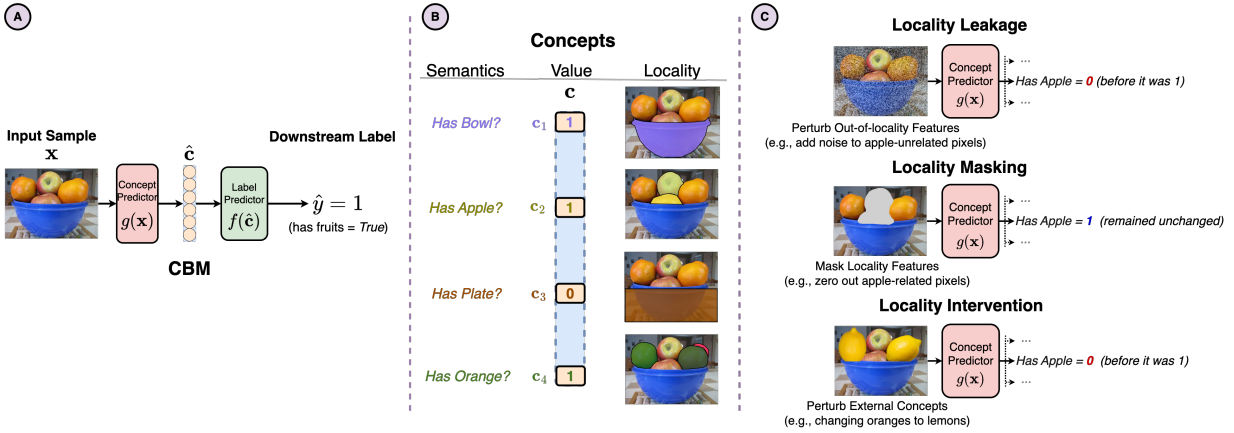


Figure 1: We investigate whether concept-based models properly capture known concept “localities”. For example, we train a CBM to predict whether an image has a fruit (left panel A), with concepts such as “Has Bowl” and “Has Apple”. Here, concepts are localised to image subregions (middle panel B). We study whether CBMs learn these localities by analysing how changes to input features, both within and outside a concept’s locality, impact a CBM’s predictions (right panel C).

2023; Sheth and Ebrahimi Kahou 2024; Raman, Zarlenga, and Jamnik 2024). Among these, Mahinpei et al. (2021) showed how CBMs tend to encode undesired information even when concepts are independent (known as “concept leakage”). Follow-up works used this to study how leakage may be (1) detected at inference (Marconato, Passerini, and Teso 2022), (2) measured at test-time (Espinosa Zarlenga et al. 2023a; Marconato et al. 2024), (3) affected by inter-concept correlations (Heidemann, Monnet, and Roscher 2023), and (4) exploited for adversarial attacks (Sinha et al. 2023).

Our work differentiates itself from these by being the first to study a CBM concept predictor’s robustness when changing features outside of those relevant to the concept. We build on the work by Margeloiu et al. (2021) and Furby et al. (2023) by developing a quantitative method to measure locality and analyse the presence of this phenomenon across situations. Moreover, we differentiate ourselves from Mahinpei et al. (2021) and Ghorbani, Abid, and Zou (2019) as follows: while Mahinpei et al. study whether concept predictors leak information, and Ghorbani et al. study the fragility of explanation methods in a post-hoc manner, we study the types of features leveraged by concept predictors. We finally differentiate ourselves from Furby et al. (2024) by focusing on the impact of architectural and dataset choices upon locality rather than on the impact of inaccurate data labelling.

### 3 Introducing Locality

#### Concept Learning Setup

In concept-based learning, each training sample  $\mathbf{x}$  has an associated set of  $k$  binary concepts  $\mathbf{c} \in \{0, 1\}^k$ . This set serves as a low-dimensional human-understandable representation for each sample containing information relevant to a downstream task. For example, when predicting fruits in an image, concepts can include the fruit’s *colour* and *shape*. Formally, we are given a training set of features  $X = \{\mathbf{x}^{(i)} \in \mathbb{R}^m\}_{i=1}^n$ , task labels  $Y = \{y^{(i)} \in \{1, \dots, L\}\}_{i=1}^n$ , and concepts  $C = \{\mathbf{c}^{(i)} \in \{0, 1\}^k\}_{i=1}^n$ . For each data point,  $\mathbf{c}^{(i)}$  is a

binary  $k$ -length vector where  $\mathbf{c}_j^{(i)}$  indicates the presence of the  $j$ -th concept (e.g., “red fruit”) in  $\mathbf{x}^{(i)}$ .

Concept learning can be used to develop interpretable architectures where predictions use a set of high-level concepts rather than raw input features. This is typically done through a Concept Bottleneck Model (CBM) (Koh et al. 2020), a two-stage architecture consisting of a concept predictor  $g : \mathbf{x} \mapsto \hat{\mathbf{c}}$  and a subsequent label predictor  $f : \hat{\mathbf{c}} \mapsto \hat{y}$ . The concept predictor predicts probabilities for the presence of each concept, which can be rounded to get 0-1 concept predictions.

#### Locality in Concept Predictors

The key to interpretability in CBMs is trustworthy predictions from their concept predictors  $g$ . Concept predictors play two roles: (1) they assist with downstream tasks by providing a representation from which a task can be solved and (2) they serve as the medium for CBMs to explain their predictions, as task predictions are understood through concepts. While metrics such as accuracy allow us to measure the former objective, quantifying the latter requires analysing concept predictors to understand if their predictions are faithful.

To understand whether concept predictors truly reflect the presence of each concept, we study concept predictors through the lens of “locality.” We define locality as a property of a dataset where concepts are uniquely defined by a subset of input features. For example, in image-based datasets, some features are naturally restricted to certain spatial regions, while in biological datasets, concepts might be restricted to groups of interacting genes (Espinosa Zarlenga et al. 2023c). CBMs should respect these conditions, as predicting whether a bird has “white feathers” based on its head would be incorrect. By using the proper features for concept prediction, we allow for concept predictors to be more robust to noise, and therefore, more transferable across tasks. While not all datasets exhibit locality (e.g., abstract concepts such as text sentiment), we claim that *datasets with locality should have this property captured by CBMs*.

## Defining Locality

CBMs respect locality if each concept is predicted only from its relevant features, which we call a concept’s “local region”. For each concept  $j$ , we define its local region for a data point,  $\mathbf{x}^{(i)}$ , as  $\mathcal{L}_j(\mathbf{x}^{(i)}) \subseteq \{1 \dots m\}$ , where  $m$  is the number of features in  $\mathbf{x}^{(i)}$ . This corresponds to the minimum set of features that can completely predict the corresponding concept value. That is,  $\mathcal{H}(\mathbf{c}_j^{(i)} | \mathbf{x}_{\mathcal{L}_j(\mathbf{x}^{(i)})}^{(i)}) = 0$ , where  $\mathcal{H}$  is the entropy function, and  $\mathbf{x}_a^{(i)}$  is the  $a^{\text{th}}$  feature for data point  $\mathbf{x}^{(i)}$ ; this implies that the features within a concept’s locality are sufficient to fully predict the underlying concept. For example, if concept  $j$  corresponds to the “red tail colour” concept, then the set of features,  $\mathcal{L}_j(\mathbf{x}^{(i)})$  would be all pixels corresponding to the tail in a bird image.

We note that respecting locality does not preclude a CBM from taking advantage of contextual information or using global (rather than local) concepts. Instead, locality simply ensures that predictions are made based only on *relevant* contextual information. Hence, for concepts that are a function of global input properties, all features are relevant, and, therefore, these predictors respect locality by default.

In this work, we argue that properly capturing a dataset’s locality ensures that concept predictors avoid exploiting potentially spurious correlations across concepts. This enables the same concept predictor to be used across distinct downstream tasks and facilitates the understanding of a concept predictor’s outputs, as they guarantee to leverage only salient features for their predictions rather than spurious features. Nevertheless, we note that accurate models can still fail to respect locality: models can be accurate whilst predicting concepts based on spurious correlations, making the model uninterpretable (we prove this in Section 5).

## Measuring Locality

We measure whether a CBM captures locality by determining if predictions from the CBM’s concept predictor,  $g$ , can be arbitrarily modified through changes to input features outside a concept’s local region. Formally, for an input  $\mathbf{x}^{(i)}$  and concept  $j$ , we perturb features outside of  $\mathcal{L}_j(\mathbf{x}^{(i)})$ , that is, features in  $\{1 \dots m\} \setminus \mathcal{L}_j(\mathbf{x}^{(i)})$ , to see if we can modify  $g$ ’s prediction of  $\mathbf{c}_j$ . We operationalise this through three metrics, each exploring a different perspective on perturbation.

**Locality Leakage** Locality leakage measures a CBM’s response when a concept’s irrelevant features are perturbed. We aim to find a similar sample,  $\mathbf{x}' \in \mathbb{R}^m$ , so that relevant features are not perturbed,  $\forall a \in \mathcal{L}_j(\mathbf{x}^{(i)})$ ,  $\mathbf{x}'_a = \mathbf{x}_a^{(i)}$  while the difference in predicted concept,  $|g(\mathbf{x}')_j - g(\mathbf{x}^{(i)})_j|$ , is maximised. Formally, we define locality leakage as:

$$\frac{1}{k} \sum_{j=1}^k \left( \max_{\substack{\mathbf{x}' \in \mathbb{R}^m \text{ s.t.} \\ \forall a \in \mathcal{L}_j(\mathbf{x}^{(i)}), \mathbf{x}'_a = \mathbf{x}_a^{(i)}}} |g(\mathbf{x}')_j - g(\mathbf{x}^{(i)})_j| \right)$$

We construct  $\mathbf{x}'$  for each  $\mathbf{x}^{(i)}$  by maximising  $|g(\mathbf{x}')_j - g(\mathbf{x}^{(i)})_j|$  via projected gradient ascent. This score captures how easy it is to change a concept’s prediction by modifying irrelevant features. A large locality leakage implies that

modifications to irrelevant features significantly impact a concept’s prediction. For ease of evaluation, we do not constrain the magnitude of change outside a concept’s locality. Nevertheless, since this may lead to significantly altered samples, we demonstrate in Appendix E that constrained perturbations of a concept’s out-of-locality features can still lead to changes in its predicted value. Our approach is similar to that of adversarial attacks as both perturb inputs to reduce model performance. However, our metric is used to understand the impact of features outside of a concept’s local region, while adversarial attacks focus on the presence of nearly identical examples which diverge in model predictions.

**Locality Masking** To understand if concept predictors heavily exploit spurious correlations to make predictions, we develop a second metric that restricts the type of perturbations to be spatially continuous *masks of features*. Such a metric allows us to understand which features are important for predicting each concept. We investigate two notions of masking: (i) *locality relevant masking* to measure whether masking relevant features leads to significant changes in concept predictions, and (ii) *locality irrelevant masking* to measure whether masking irrelevant features impacts concept predictions. For a concept-locality-obeying model, we expect a maximal change in prediction for the former, and minimal change for the latter. Formally, we let *locality relevant masking* be the mean change in concept prediction  $|g(\mathbf{x}')_j - g(\mathbf{x}^{(i)})_j|$  across all concepts  $j$ , where  $\mathbf{x}'$  is produced from  $\mathbf{x}^{(i)}$  by setting all features in  $\mathcal{L}_j(\mathbf{x}^{(i)})$  to some fixed value  $\eta \in \mathbb{R}$  (e.g., zero). We similarly define *locality irrelevant masking*, but instead mask features for a concept with a different local region,  $\mathcal{L}_{j'}$ , to measure if masking  $\mathcal{L}_{j'}$  impacts predictions for  $\mathcal{L}_j$ , averaged across all  $j'$ .

**Locality Intervention** To understand if CBM predictions are reliant upon spurious inter-concept correlations, we introduce the locality intervention metric. Locality intervention captures how in-distribution modifications to concept  $\mathcal{L}_{j'}$  impact a semantically unrelated concept  $\mathcal{L}_j$ . We measure this via the maximum change in prediction for  $\mathcal{L}_j$  while varying other concepts for sample  $\mathbf{x}^{(i)}$ :  $\max_{\mathbf{x}^{(i)} | \mathbf{c}_{j'}^{(i)} = \mathbf{c}_{j'}^{(l)}} (|g(\mathbf{x}^{(l)})_j - g(\mathbf{x}^{(i)})_j|)$ .

We measure the maximum of this value across all concepts  $j$ : smaller values indicate more robust concept predictors.

## 4 Evaluating Concept Predictors and Locality Datasets

We study CBM localities in three datasets: a synthetic dataset, the Caltech-UC Davis Birds (CUB) dataset (Wah et al. 2011), and the Common Objects in Context (COCO) dataset (Lin et al. 2014). The synthetic dataset allows us to analyse the relationship between concept predictors and factors such as model structure and dataset complexity. The CUB and COCO datasets allow us to understand CBMs in commonly used concept-learning datasets with known localities (Koh et al. 2020; Espinosa Zarlenga et al. 2022):

1. **Synthetic** consists of images of independent objects (either triangles or squares). Similar to prior work, we annotate each sample specifying whether at least one of its objects is a square, similar to labels constructed by prior

work (Espinosa Zarlenga et al. 2022). We vary the number of objects in each sample to test for the effect of data complexity on locality (see Appendix B).

2. **CUB** (Wah et al. 2011) consists of bird images annotated with their species (i.e., downstream task) and visual properties such as “*beak colour*” and “*tail length*” (i.e., concepts).
3. **COCO** (Lin et al. 2014) consists of images of everyday objects (e.g., “*forks*”, “*broccoli*”) whose presences are used as concepts. Similar to prior work, we construct a binary task label that indicates the presence of any object in a predetermined subset (Espinosa Zarlenga et al. 2022).

Unless specified otherwise, we train CBMs jointly (concept and label predictors together), use an InceptionV3 (Szegedy et al. 2016a) model for the concept predictor, and a 2-layer MLP for the label predictor, all of which is similar to prior work (Koh et al. 2020) (see Appendix C).

We apply locality leakage and intervention to understand locality in the synthetic dataset, while we apply the locality masking metric to understand locality in both real-world datasets. We do this because not all metrics are appropriate for use in real-world datasets; locality leakage significantly alters images, which might result in out-of-distribution examples, while locality intervention requires counterfactual examples, which are hard to find in real-world datasets.

## Locality Leakage

To understand whether perturbations outside of a concept predictor’s local region impact predictions, we measure the locality leakage of CBMs trained on our synthetic dataset. We construct concept predictors using Convolutional Neural Networks (CNNs) with varying capacities and evaluate these on synthetic datasets with varying numbers of concepts (details in Appendix C). Additionally, we analyse the impact of using independent CBM training in Appendix G.

Prior work on spurious correlations demonstrated that larger models capture more spurious correlations (Sagawa et al. 2020). We investigate if this holds for locality leakage. In Figure 2a we see that larger capacity concept predictors lead to more locality leakage in CBMs when concept predictor are CNN-based. Across all models, irrelevant features can be perturbed so that concept predictions can be changed in at least 40% of cases, revealing a weakness of CBMs. While neural networks are susceptible to adversarial attacks, the susceptibility of neural networks to locality leakage is surprising due to the simplicity of the dataset. In the training dataset, perturbations outside of the local region have no impact on the concept label, so ideally, CBMs should have no incentive to leverage features outside of the local region.

We show that such results hold across different constructions of CBMs. In Appendix Q, we show that using concept predictors for MLP models leads to similarly high locality leakage, as concept predictions can be changed in at least 40% of cases. This suggests that increasing the number of layers and hence increasing the model’s capacity and parameters, may surprisingly lead to CBMs failing to capture a task’s locality. We find that such a trend holds most strongly for models trained on the 1, 2, and 4-object synthetic datasets, while models trained on the 8-object synthetic dataset exhibit

high locality leakage independent of the concept predictor capacity (Figure 2a). We further explore this trend in the Appendix, and find that deeper models lead to higher leakage when holding either the number of parameters (Appendix N) or the receptive field size (Appendix O) constant.

Prior work argues that larger models are prone to memorising spurious correlations (Sagawa et al. 2020), which may explain why larger models are worse at capturing locality. Higher-capacity concept predictors may learn to depend on irrelevant but correlated out-of-locality features to predict concepts. However, here we built our synthetic dataset so that concepts are localised to only one region, *independent of concepts in different regions* (see Figure 6 in Appendix B). Yet for this dataset with no inter-concept correlations, we observe high locality leakages (Figure 2a), and this gets worse for larger models with more layers. This casts a serious concern about what sorts of relationships and correlations a CBM’s concept predictor exploits when predicting concepts.

**Dataset Complexity** To understand the impact of dataset complexity on locality leakage, we compare models trained on the synthetic dataset with varying numbers of objects.

Similar to the trends with model size, we observe that more complex datasets lead to higher locality leakage (Figure 2b), with the effect being most pronounced when the concept predictor has fewer layers. Increasing the number of concepts results in more variation outside of a concept’s local region, potentially causing models to memorise those irrelevant features. We find that this effect is diminished in larger models, where they always exhibit high locality leakage, even when the number of concepts is small (Figure 2b). As deployment-level CBMs commonly contain many parameters and are trained on datasets with several concepts, these results highlight the need to further study and address locality leakage in high-capacity and high-data-complexity regimes.

**CBM Variants** Recent work has developed new variants of CBMs, including Concept Embedding Models (CEMs), which increase the representational power of label predictors (Espinosa Zarlenga et al. 2022), and Probabilistic CBMs (ProbCBMs), which incorporate uncertainty (Kim et al. 2023b). These models improve upon vanilla CBMs, as CEMs improve concept intervention accuracy, while ProbCBMs allow for uncertainty quantification. We investigate whether these improvements cause CBMs to respect localities by evaluating CEMs and ProbCBMs according to the locality leakage metric. We perform evaluation using the 1, 2, and 4-object synthetic datasets and measure locality leakage.

We find that ProbCBMs exhibit lower locality leakage compared to CEMs, both models being comparable to a 4-layer CBM (Figure 2c). For both, locality leakage is constant across datasets, potentially due to the size of these models. Nevertheless, their high leakage scores suggest that recent improvements to CBMs fail to address locality leakage, hinting at a fundamental issue.

## Locality Masking

**Locality Masking in CUB and COCO** In this section, we use the locality masking metric to understand if CBMs trained on real-world datasets capture localities. We do this by exploiting the fact that concepts in CUB are clustered by body

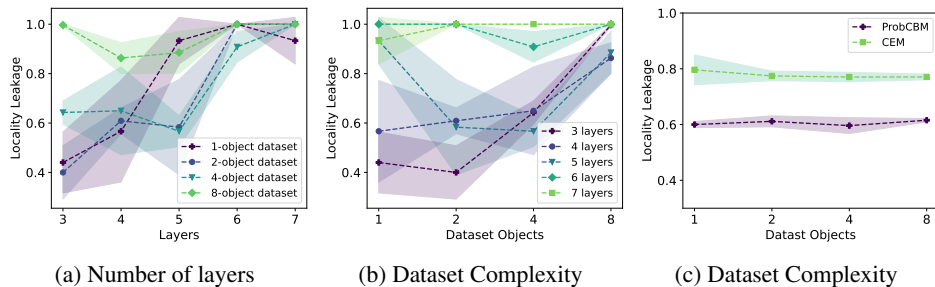


Figure 2: (a) Increasing the number of layers in a concept predictor leads to higher locality leakage, casting doubt on the relationships learned by CBMs. (b) Complex synthetic datasets, like the 8-object synthetic dataset, have high locality leakage across all model sizes. Additionally, when concept predictors have 3 or 4 layers, increasing the number of objects in the synthetic dataset (which corresponds to increasing dataset complexity) leads to higher locality leakage. (c) CEM and ProbCBM models exhibit high locality leakage across all synthetic datasets, implying that newer variants of CBMs still fail to respect locality.

parts. To evaluate the impact of masking, say, the concept “red head”, we construct a circular mask of radius  $\epsilon = 0.3l$  (we evaluate the impact of varying  $\epsilon$  in Appendix K) around the centre for the bird’s head, where  $l$  is the image side length. To avoid masking unrelated features, we mask only features closer to the centre of the masked concept than the centre of any other concept. We note that each concept in CUB is part of a concept group representing co-located concepts (e.g., “beak red colour” and “beak blue colour” are in the concept group *beak*). Therefore we measure, for example, the impact of masking *beak* on concept predictions for “beak blue colour” and “beak straight shaped”.

For each concept group  $G \subset \{1 \dots k\}$ , we measure if masking impacts concept predictions for concepts within  $G$ :  $\frac{1}{|G|} \sum_{j \in G} |g(\mathbf{x}'_j) - g(\mathbf{x}^{(i)}_j)|$ , where  $\mathbf{x}'$  masks the concept group  $G$  from  $\mathbf{x}^{(i)}$ . We evaluate locality masking within a concept group, because concepts within a group have the same local region. This allows us to understand how masking a concept’s local region impacts concept predictions, both for concepts within and outside a group. For COCO, we mask all features within each concept’s bounding box and measure the change in predictions. We use a zero-mask (i.e.,  $\eta = 0$ ) and explore other masks (e.g., mean masks) in Appendix M.

We plot the locality masking scores in Figure 3a and find that masking either relevant or irrelevant features results in changes to concept predictions. For example, in CUB, we observe almost no difference between the impact of relevant and irrelevant feature masking on concept prediction, while in COCO, we observe only a 5% difference. We find these results unexpected as they imply that masking does not significantly alter the concept predictor’s explanations, even when the masked regions make it difficult to predict specific concept values. These results provide evidence that in real-world datasets, concept predictors exploit the whole sample to predict individual concepts rather than the concept’s local region. Our results are consistent with trends from Section 4.

### Locality Intervention

To understand if concept predictors leverage spurious inter-concept correlations, we evaluate CBMs using the locality intervention metric. This measures a concept predictor’s re-

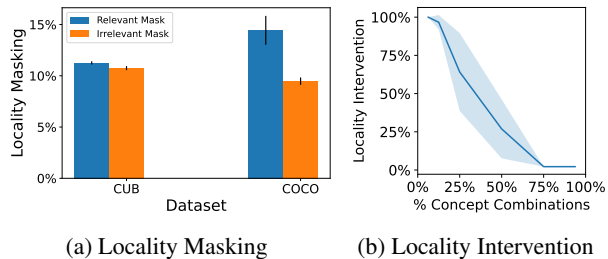


Figure 3: (a) In CUB, irrelevant and relevant feature masking has a similar impact on concept predictions. In COCO, masking relevant features changes concept predictions by only 5% more than masking irrelevant features. Thus, masking relevant features does not have a large impact on CBM predictions, implying that CBMs use features outside of a concept’s local region to make predictions. (b) Only after seeing  $\sim 75\%$  of concept combinations during training does the locality intervention metric decrease to 0 (meaning that the CBM are more robust). This implies that diverse training sets are needed so concept predictors are fully robust.

sponse to structured in-distribution perturbations. Specifically, we vary the number of concept combinations seen during training to study the impact of training concept diversity on locality intervention. We expect that more diverse training data leads to more robust concept predictors (i.e., learning to identify a concept without depending on irrelevant concepts). We study this in our synthetic 4-object dataset as it offers a relatively large number of concept combinations, allowing fine-grained control of its diversity.

Figure 3b shows that models achieve 25% concept prediction error when seeing 50% of concept combinations. We find that predictions from concept predictors can be modified (i.e., non-zero locality intervention metric) until the training dataset contains 75% of concept combinations. Before that, a CBM’s concept predictions seem sensitive to changes in semantically unrelated concepts, implying that models leverage features beyond the local region to predict concepts.

Conversely, leveraging features beyond the local region

should not assist with concept prediction, as these features are irrelevant to concept prediction. Since all models perfectly learn concept combinations found in the training set, this reduction in performance indicates that increasing the number of data points would not increase diversity. Instead, developing robust concept models requires truly diverse datasets in terms of the *number of concept combinations*, so that models can properly learn for each concept. However, in many real-world scenarios, only a small set of combinations is available (e.g., birds with “white tails” and “blue feathers” might be rare). In these settings, training such models is challenging: concept predictors are less likely to pay attention to the relevant features; instead, they pick up on spurious correlations.

## 5 Mitigating Locality in CBMs

We investigate whether robustness techniques allow CBMs to capture localities. In addition to the methods here, we demonstrate in the appendices that  $\ell_2$  regularisation (Appendix I), adversarial training (Appendix J), and residual connections (Appendix P) fail to help CBMs capture localities.

### Failures of Existing Solutions

First, we investigate whether existing methods that address leakage-related issues in CBMs can improve localities captured by CBMs. We explore two methods: the first modifies the learning rate (Sinha et al. 2023), and the second changes the training loss (Heidemann, Monnet, and Roscher 2023). We select these two as they both aim to improve the robustness of CBMs through train-time modifications. The first method, which we call “two-step training”, first trains concept predictors in isolation for several epochs, then jointly trains CBMs using a learning rate decayed by a factor  $L$  (Sinha et al. 2023), which prevents concept-task leakage. The second method, which we call “correlation training”, weights the loss higher for concept pairs where only one concept is present, as this enables learning concept  $j$  without interference from concept  $j'$ . We scale losses by a factor  $S$  whenever only one concept is present in any of the top- $R$  correlated concept pairs. We run ablation studies to select values for  $L$  and  $S$  in Appendix L.

We find these methods are unable to improve CBM locality (Figure 4). Specifically, our results suggest that both methods fail to decrease locality leakage in our synthetic dataset or increase locality relevant masking in CUB and COCO. Moreover, we observe that freezing the task predictor has a similar impact to training independent CBMs (which we show does not improve locality in Appendix G), explaining why two-step training does not reduce locality leakage.

### Using Vision Language Models

Recent work combines vision language models (VLMs) with concept predictions, such as label-free CBMs (Oikarinen et al. 2023), which allows for CBMs to be trained without labels. Such models could potentially improve CBM locality because they leverage VLMs trained across large, diverse datasets, which could reduce spurious correlations. We evaluate label-free CBMs on CUB using the locality masking metric and compare using only concept groups that are present in both CUB and the Label-Free concept list.

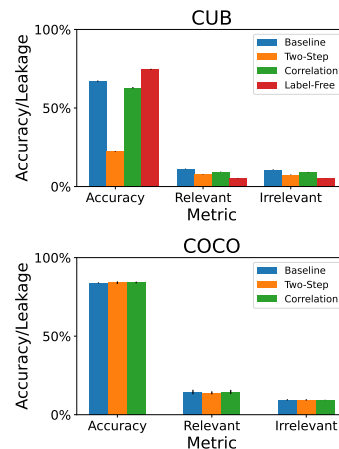


Figure 4: Neither the “two-step” nor the “correlation training” pipelines lead to higher locality relevant masking scores. While they lead to lower locality irrelevant masking scores in the CUB dataset, this comes at a cost to accuracy. Thus, neither method can improve CBM locality. Additionally, using VLMs through Label-Free CBMs lower both the relevant and irrelevant masking scores, implying that masking relevant features has little to no impact on predictions.

In Figure 4, we find label-free CBMs are little impacted by either relevant or irrelevant masking. Masking relevant features has little impact on concept predictions, implying that these models leverage features outside of their local region for concept prediction. The use of such features implies that even CBM variants based on VLMs such as Label-Free CBMs fail to respect the underlying localities in a dataset.

### Successes and Failures of Pruning

If model size is partially responsible for locality leakage, then pruning may offer a solution to improve it. We prune a constant percentage of weights based on their norm (Tishby, Pereira, and Bialek 2000) and analyse the impact of pruning rate and retraining upon model accuracy and leakage (we detail hyperparameter choices in Appendix R).

We find that pruning improves locality leakage only in simple scenarios (Figure 5a left). For large models, accuracy degrades whenever locality leakage (Figure 5a right) or locality masking (Figure 5b) decreases. When datasets contain few concepts, pruning can help. However, as the number of concepts or the model’s capacity increases, the effect of pruning is muted. We note, however, that as locality leakage seems to arise from various factors, the impact of pruning is limited to only situations where models are both small and the dominant reason for locality leakage. These results suggest that existing robust training pipelines for CBMs are not fit to develop locality-preserving concept predictors.

### Impossibility of good concept predictors

The interpretability of CBMs relies on effective concept predictors. However, our empirical findings cast doubt on whether the constructed explanations genuinely represent the

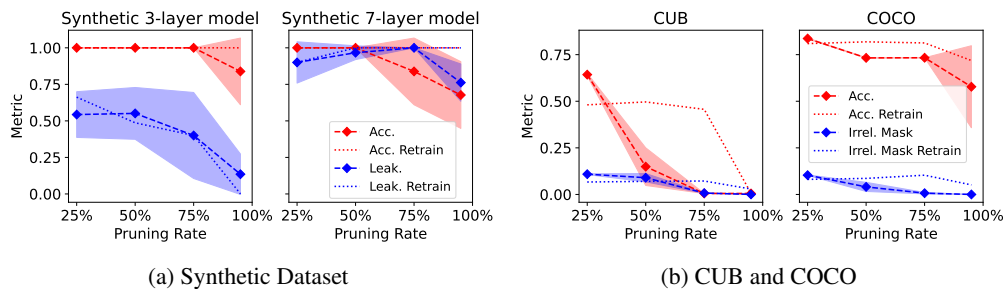


Figure 5: (a) Pruning improves locality leakage without impacting accuracy only when the concept predictor has few layers. In larger models, accuracy degrades before locality leakage. (b) In real-world datasets, pruning leads to decreases in accuracy.

presence of training concepts. We theoretically substantiate this concern by illustrating that, when concepts are correlated, we can create concept predictors that exclusively utilise concepts learned by other predictors, even when such concepts are semantically independent. In other words, correlated concepts make it difficult to learn concept predictors which only rely on relevant concepts. Our theorem reveals that models can be trained to predict concepts accurately while inadequately reflecting the presence of these concepts, highlighting a fundamental limitation of CBMs (proof in Appendix S).

**Theorem 5.1.** *Suppose out of  $k$  total concepts, we know  $m$  concepts,  $\{\gamma_1, \gamma_2, \dots, \gamma_m\} \subset \{1, 2, \dots, k\}$ , with perfect accuracy. Let  $M_{j,q,i,r} = \mathbb{P}[\mathbf{c}_j = q | \mathbf{c}_i = r]$  be a correlation matrix, where  $q, r \in \{0, 1\}$ . For any concept  $j \notin \{\gamma_1, \gamma_2, \dots, \gamma_m\}$  whose value we do not know, if for  $s$  different triplets  $(q, i, r)$ , with  $i \in \{\gamma_1, \gamma_2, \dots, \gamma_m\}$ , we have: i)  $M_{j,q,i,r} \geq 1 - \alpha$  and ii)  $\mathbb{P}[\mathbf{c}_i = r] \geq \beta$ , then there exists a concept predictor that achieves error  $\epsilon = \mathbb{P}[\hat{\mathbf{c}}_j \neq \mathbf{c}_j] \leq \alpha + (1 - \beta)^s$  using only information about the concepts  $\{\gamma_1, \gamma_2, \dots, \gamma_m\}$ .*

To prove this, we construct an algorithm which achieves the desired error rate while leveraging correlated concepts.

This result aggregates some of the main factors which we empirically found to impact locality leakage. We find that high rates of correlation, captured by  $\alpha$ , and high dataset complexity, captured by  $s$ , can lead to accurate models which fail to reflect concept locality. More complex algorithms can lead to better bounds for  $\epsilon$ , which corresponds to our results on model size (Section 4). These results corroborate our empirical findings, demonstrating that concept-based models can have good accuracy yet fail to be useful for interpretability.

## 6 Discussion and Conclusion

### Developing Locality-Respecting Concept-Based Models

Our experiments reveal several weaknesses in the concept predictors that underlie concept-based models, as concept predictors with seemingly high accuracy can misrepresent the reasons behind their predictions. Developing locality-respecting concept-based models requires locality-respecting concept predictors, yet as we showed, overcoming their limitations is difficult. These experiments can assist future work by providing insight into what types of solutions might be able to alleviate this problem. One potential way to improve

trustworthiness is to leverage concept location annotations to enforce that concept predictors only leverage relevant features. For example, this could be done through the use of bounding boxes so that concept predictors only make predictions using features from those bounding boxes. Another method is to leverage human uncertainty information so that concept confidences are well-calibrated, such as in situations where concepts are occluded (Collins et al. 2023).

**Limitations** We propose several metrics to understand concept predictors, yet our metrics are not exhaustive. For example, models which respect localities might still collapse in the presence of distortions due to the out-of-distribution nature of these new data points. To get around this, we leverage the locality intervention metric, but in real-world datasets, this is difficult to measure due to the lack of counterfactual concept labels. One potential avenue for addressing this limitation is to explore generative approaches (e.g., GANS (Goodfellow et al. 2020)) to enrich a training set’s concept diversity.

**Conclusion** We explored whether CBMs respect and capture concept *localities*, the minimum set of features that define a concept’s value. To understand if CBMs properly identify such localities, we developed three metrics and found that across datasets, CBMs fail to capture localities. This deficiency poses a threat to the interpretability of CBMs and raises scepticism regarding their predictions. Potential solutions to improve the robustness of CBMs fail to improve locality, and we show that this problem is inherent to datasets with correlated concepts. We hope our results may act as a call for the development of locality-aware CBMs.

## Acknowledgements

The authors would like to thank Katie Collins, Andrei Margeloiu, Tennison Liu, and Xiangjian Jiang for their suggestions and discussions on the paper. Additionally, the authors would like to thank Zohreh Shams for their comments on the paper, and from the NeurIPS XAI Workshop reviewers for their insightful comments. During the time of this work, NR was supported by a Churchill Scholarship, and NR additionally acknowledges support from the NSF GRFP Fellowship. MEZ acknowledges support from the Gates Cambridge Trust via a Gates Cambridge Scholarship. JH thanks support from Cambridge Trust Scholarship.

## References

- Baehrens, D.; Schroeter, T.; Harmeling, S.; Kawanabe, M.; Hansen, K.; and Müller, K.-R. 2010. How to explain individual classification decisions. *The Journal of Machine Learning Research*, 11: 1803–1831.
- Chauhan, K.; Tiwari, R.; Freyberg, J.; Shenoy, P.; and Dvijotham, K. 2022. Interactive Concept Bottleneck Models. *arXiv preprint arXiv:2212.07430*.
- Chen, Z.; Bei, Y.; and Rudin, C. 2020. Concept whitening for interpretable image recognition. *Nature Machine Intelligence*, 2(12): 772–782.
- Collins, K. M.; Barker, M.; Zarlenga, M. E.; Raman, N.; Bhatt, U.; Jamnik, M.; Sucholutsky, I.; Weller, A.; and Dvijotham, K. 2023. Human Uncertainty in Concept-Based AI Systems. *AIES*.
- Espinosa Zarlenga, M.; Barbiero, P.; Ciravegna, G.; Marra, G.; Giannini, F.; Diligenti, M.; Shams, Z.; Precioso, F.; Melacci, S.; Weller, A.; et al. 2022. Concept embedding models: Beyond the accuracy-explainability trade-off. *Advances in Neural Information Processing Systems*, 35: 21400–21413.
- Espinosa Zarlenga, M.; Barbiero, P.; Shams, Z.; Kazhdan, D.; Bhatt, U.; Weller, A.; and Jamnik, M. 2023a. Towards Robust Metrics for Concept Representation Evaluation. *Proceedings of the AAAI Conference on Artificial Intelligence*, 37(10): 11791–11799.
- Espinosa Zarlenga, M.; Collins, K. M.; Dvijotham, K.; Weller, A.; Shams, Z.; and Jamnik, M. 2023b. Learning to Receive Help: Intervention-Aware Concept Embedding Models. *arXiv preprint arXiv:2309.16928*.
- Espinosa Zarlenga, M.; Shams, Z.; Nelson, M. E.; Kim, B.; and Jamnik, M. 2023c. TabCBM: Concept-based Interpretable Neural Networks for Tabular Data. *Transactions on Machine Learning Research*.
- Furby, J.; Cunningham, D.; Braines, D.; and Preece, A. 2023. Towards a Deeper Understanding of Concept Bottleneck Models Through End-to-End Explanation. *arXiv preprint arXiv:2302.03578*.
- Furby, J.; Cunningham, D.; Braines, D.; and Preece, A. 2024. Can we Constrain Concept Bottleneck Models to Learn Semantically Meaningful Input Features? *arXiv preprint arXiv:2402.00912*.
- Ghorbani, A.; Abid, A.; and Zou, J. 2019. Interpretation of neural networks is fragile. In *Proceedings of the AAAI conference on artificial intelligence*, volume 33, 3681–3688.
- Ghorbani, A.; Wexler, J.; Zou, J. Y.; and Kim, B. 2019. Towards automatic concept-based explanations. *Advances in Neural Information Processing Systems*, 32.
- Goodfellow, I.; Pouget-Abadie, J.; Mirza, M.; Xu, B.; Warde-Farley, D.; Ozair, S.; Courville, A.; and Bengio, Y. 2020. Generative adversarial networks. *Communications of the ACM*, 63(11): 139–144.
- Goodfellow, I. J.; Shlens, J.; and Szegedy, C. 2014. Explaining and harnessing adversarial examples. *arXiv preprint arXiv:1412.6572*.
- Goyal, Y.; Feder, A.; Shalit, U.; and Kim, B. 2019. Explaining classifiers with causal concept effect (cace). *arXiv preprint arXiv:1907.07165*.
- Havasi, M.; Parbhoo, S.; and Doshi-Velez, F. 2022a. Addressing Leakage in Concept Bottleneck Models. In *Advances in Neural Information Processing Systems*.
- Havasi, M.; Parbhoo, S.; and Doshi-Velez, F. 2022b. Addressing leakage in concept bottleneck models. *Advances in Neural Information Processing Systems*, 35: 23386–23397.
- Heidemann, L.; Monnet, M.; and Roscher, K. 2023. Concept Correlation and Its Effects on Concept-Based Models. In *Proceedings of the IEEE/CVF Winter Conference on Applications of Computer Vision*, 4780–4788.
- Kazhdan, D.; Dimanov, B.; Jamnik, M.; Liò, P.; and Weller, A. 2020. Now you see me (CME): concept-based model extraction. *arXiv preprint arXiv:2010.13233*.
- Kim, B.; Wattenberg, M.; Gilmer, J.; Cai, C.; Wexler, J.; Viegas, F.; et al. 2018. Interpretability beyond feature attribution: Quantitative testing with concept activation vectors (tcav). In *International conference on machine learning*, 2668–2677. PMLR.
- Kim, E.; Jung, D.; Park, S.; Kim, S.; and Yoon, S. 2023a. Probabilistic Concept Bottleneck Models. *arXiv preprint arXiv:2306.01574*.
- Kim, E.; Jung, D.; Park, S.; Kim, S.; and Yoon, S. 2023b. Probabilistic concept bottleneck models. *arXiv preprint arXiv:2306.01574*.
- Koh, P. W.; Nguyen, T.; Tang, Y. S.; Mussmann, S.; Pierson, E.; Kim, B.; and Liang, P. 2020. Concept bottleneck models. In *International Conference on Machine Learning*, 5338–5348. PMLR.
- Lin, T.-Y.; Maire, M.; Belongie, S.; Hays, J.; Perona, P.; Ramanan, D.; Dollár, P.; and Zitnick, C. L. 2014. Microsoft coco: Common objects in context. In *Computer Vision—ECCV 2014: 13th European Conference, Zurich, Switzerland, September 6–12, 2014, Proceedings, Part V 13*, 740–755. Springer.
- Mahinpei, A.; Clark, J.; Lage, I.; Doshi-Velez, F.; and Pan, W. 2021. Promises and pitfalls of black-box concept learning models. *arXiv preprint arXiv:2106.13314*.
- Marconato, E.; Passerini, A.; and Teso, S. 2022. Glancenets: Interpretable, leak-proof concept-based models. *Advances in Neural Information Processing Systems*, 35: 21212–21227.
- Marconato, E.; Teso, S.; Vergari, A.; and Passerini, A. 2024. Not all neuro-symbolic concepts are created equal: Analysis and mitigation of reasoning shortcuts. *Advances in Neural Information Processing Systems*, 36.
- Margelou, A.; Ashman, M.; Bhatt, U.; Chen, Y.; Jamnik, M.; and Weller, A. 2021. Do concept bottleneck models learn as intended? *arXiv preprint arXiv:2105.04289*.
- Oikarinen, T.; Das, S.; Nguyen, L. M.; and Weng, T.-W. 2023. Label-Free Concept Bottleneck Models. *arXiv preprint arXiv:2304.06129*.
- Paszke, A.; Gross, S.; Massa, F.; Lerer, A.; Bradbury, J.; Chanan, G.; Killeen, T.; Lin, Z.; Gimelshein, N.; Antiga, L.; et al. 2019. Pytorch: An imperative style, high-performance



deep learning library. *Advances in neural information processing systems*, 32.

Pham, T. M.; Chen, P.; Nguyen, T.; Yoon, S.; Bui, T.; and Nguyen, A. 2024. PEEB: Part-based Image Classifiers with an Explainable and Editable Language Bottleneck. *arXiv preprint arXiv:2403.05297*.

Raman, N.; Zarlenga, M. E.; and Jamnik, M. 2024. Understanding Inter-Concept Relationships in Concept-Based Models. *arXiv preprint arXiv:2405.18217*.

Sagawa, S.; Raghunathan, A.; Koh, P. W.; and Liang, P. 2020. An investigation of why overparameterization exacerbates spurious correlations. In *International Conference on Machine Learning*, 8346–8356. PMLR.

Sheth, I.; and Ebrahimi Kahou, S. 2024. Auxiliary losses for learning generalizable concept-based models. *Advances in Neural Information Processing Systems*, 36.

Shin, S.; Jo, Y.; Ahn, S.; and Lee, N. 2023. A Closer Look at the Intervention Procedure of Concept Bottleneck Models. *arXiv preprint arXiv:2302.14260*.

Sinha, S.; Huai, M.; Sun, J.; and Zhang, A. 2023. Understanding and enhancing robustness of concept-based models. In *Proceedings of the AAAI Conference on Artificial Intelligence*, volume 37, 15127–15135.

Szegedy, C.; Vanhoucke, V.; Ioffe, S.; Shlens, J.; and Wojna, Z. 2016a. Rethinking the inception architecture for computer vision. In *Proceedings of the IEEE conference on computer vision and pattern recognition*, 2818–2826.

Szegedy, C.; Vanhoucke, V.; Ioffe, S.; Shlens, J.; and Wojna, Z. 2016b. Rethinking the inception architecture for computer vision. In *Proceedings of the IEEE conference on computer vision and pattern recognition*, 2818–2826.

Tishby, N.; Pereira, F. C.; and Bialek, W. 2000. The information bottleneck method. *arXiv:arXiv:physics/0004057*.

Wah, C.; Branson, S.; Welinder, P.; Perona, P.; and Belongie, S. 2011. The caltech-ucsd birds-200-2011 dataset.

Yeh, C.-K.; Kim, B.; Arik, S.; Li, C.-L.; Pfister, T.; and Ravikumar, P. 2020. On completeness-aware concept-based explanations in deep neural networks. *Advances in Neural Information Processing Systems*, 33: 20554–20565.

Yuksekgonul, M.; Wang, M.; and Zou, J. 2022. Post-hoc concept bottleneck models. *arXiv preprint arXiv:2205.15480*.

## A Reproducibility Checklist

This paper:

Includes a conceptual outline and/or pseudocode description of AI methods introduced (yes) Clearly delineates statements that are opinions, hypothesis, and speculation from objective facts and results (yes) Provides well marked pedagogical references for less-familiar readers to gain background necessary to replicate the paper (yes) Does this paper make theoretical contributions? (yes)

If yes, please complete the list below.

All assumptions and restrictions are stated clearly and formally. (yes, in Appendix S) All novel claims are stated formally (e.g., in theorem statements). (yes, in Section 5) Proofs of all novel claims are included. (yes) Proof sketches

or intuitions are given for complex and/or novel results. (yes) Appropriate citations to theoretical tools used are given. (yes) All theoretical claims are demonstrated empirically to hold. (yes, discussed in Section S) All experimental code used to eliminate or disprove claims is included. (yes) Does this paper rely on one or more datasets? (yes)

If yes, please complete the list below.

A motivation is given for why the experiments are conducted on the selected datasets (yes) All novel datasets introduced in this paper are included in a data appendix. (yes) All novel datasets introduced in this paper will be made publicly available upon publication of the paper with a license that allows free usage for research purposes. (yes) All datasets drawn from the existing literature (potentially including authors’ own previously published work) are accompanied by appropriate citations. (yes) All datasets drawn from the existing literature (potentially including authors’ own previously published work) are publicly available. (yes) All datasets that are not publicly available are described in detail, with explanation why publicly available alternatives are not scientifically satisfying. (NA) Does this paper include computational experiments? (yes)

If yes, please complete the list below.

Any code required for pre-processing data is included in the appendix. (yes). All source code required for conducting and analyzing the experiments is included in a code appendix. (yes; code is provided) All source code required for conducting and analyzing the experiments will be made publicly available upon publication of the paper with a license that allows free usage for research purposes. (yes) All source code implementing new methods have comments detailing the implementation, with references to the paper where each step comes from (yes) If an algorithm depends on randomness, then the method used for setting seeds is described in a way sufficient to allow replication of results. (yes)

This paper specifies the computing infrastructure used for running experiments (hardware and software), including GPU/CPU models; amount of memory; operating system; names and versions of relevant software libraries and frameworks. (yes) This paper formally describes evaluation metrics used and explains the motivation for choosing these metrics. (yes) This paper states the number of algorithm runs used to compute each reported result. (yes)

Analysis of experiments goes beyond single-dimensional summaries of performance (e.g., average; median) to include measures of variation, confidence, or other distributional information. (yes)

The significance of any improvement or decrease in performance is judged using appropriate statistical tests (e.g., Wilcoxon signed-rank). (yes)

This paper lists all final (hyper-)parameters used for each model/algorithm in the paper’s experiments. (yes)

This paper states the number and range of values tried per (hyper-) parameter during development of the paper, along with the criterion used for selecting the final parameter setting. (yes)

## B Dataset setup Details

We develop a synthetic dataset to understand locality. For this dataset, we define three sizes of images, of size 1, 2, and 4, with the 1-object synthetic dataset containing two objects, but only having concept information on the first concept (examples in Figure 6). We set the same task label for all data points, as we focus on concept predictors, and we want to avoid interference between the label and concept predictors. We note that each concept corresponds to an object, and so the relevant features for each concept correspond to the region in which the object resides. For all locality leakage experiments, we consider five trials for the input image  $\mathbf{x}^{(i)}$  when computing the locality leakage. For all experiments, we retrieve results across three seeds.

While the full dataset for COCO consists of over 100 objects, we randomly select 10 objects and let the presence of each of these objects be a concept. For example, concepts in this dataset include *has fork* and *has broccoli*. We then select a dataset consisting of 2,621 data points, selecting these data points so that each image has at least two of the ten selected concepts, thereby balancing the frequency of concepts. We construct the labels by setting it to 1 if any of 7 objects are present in an image, while we set it to 0 otherwise. We select these 7 objects by selecting the least common 7 objects, doing this so that the frequency of 0 and 1 task labels are balanced.

## C Model Details

We train CNN predictors ranging from 3 to 7 layers for the synthetic datasets, while for CUB and COCO, we train models using the InceptionV3 architecture (Szegedy et al. 2016b), selecting this due to its common use in CBM architectures (Wah et al. 2011). As we increase the number of layers from 3 to 7, we increase the model width from 64 to 512, so that deeper models are also wider. In our experiments where we hold the number of parameters constant, all models have between 2,677,530 and 2,687,162 parameters. Models with larger depths have smaller widths, so for example, the 3-layered model has width sizes 64, 64, and 32, while the 7-layered model has width sizes 64, 64, 64, 32, 28, 24, and 20. For all experiments, we train synthetic models for 50 epochs, CUB models for 100 epochs, and COCO models for 25 epochs; we select these because of the rate at which models reach convergence (for COCO and synthetic), while for CUB, we run with 100 epochs because of computational resources. For CUB and COCO we select a learning rate of 0.005, while for the synthetic experiments, we select 0.05, selecting this through manual inspection of model performance. For all models, we leverage a stochastic gradient descent optimizer and use two loss functions: for the concept loss, we use a mean squared error loss, while for the task loss, we use a cross-entropy loss. For the synthetic dataset, we weigh the concept and task loss equally, for the CUB dataset, we weigh the concept loss at 0.01 of the task loss, while for the COCO dataset, we weigh the concept loss at 0.1 of the task loss. We train CEMs and ProbCBMs using their default hyperparameters and using a Resnet50 backend for CEMs and a Resnet18 backend for ProbCBMs. We leverage the PyTorch

library (Paszke et al. 2019) to run all experiments.

## D Computational Resources

We leverage an NVIDIA TITAN Xp GPU for most of our experiments, with the total number of GPU hours ranging from 100-200. We run experiments on a Debian Linux platform with 4 CPUs and 1 GPU, though we rarely use more than 1 GPU for experiments.

## E Regularising Locality Leakage

We incorporate regularisation into the locality leakage computation to see if we can create high locality leakage situations with heavily regularised images. That is, can we slightly perturb images under the locality leakage framework, while still leading to high locality leakage? Currently, locality leakage is computed through gradient ascent to maximise the change in concept prediction, so we incorporate an extra L2 norm that regularises the concept’s local region from the resulting image. We regularise the 2-object, 7-layer CNN predictor, and enforce that the region outside of a concept’s local region is close to white, enforcing this because the default background image for the synthetic dataset is white. Doing so ensures that the resulting images are close to in-distribution.

We plot our results in Figure 7, we find that even regularised images (such as Figure 7 (b)) still lead to high locality leakage. While increasing regularisation lowers locality leakage, even somewhat regularised images can exhibit high locality leakage. These results cast doubt upon the performance of concept predictors, as even small perturbations outside of a concept’s local region can impact concept predictions.

## F Impact of Noisy Datasets

We construct a variant of the synthetic dataset with added Gaussian noise to understand if the trends observed in Section 4 still hold in noisy scenarios. We evaluate the accuracy and locality leakage across the synthetic object datasets and all CNN predictors, then plot our results in Figure 8. We find that the same trend of increasing layers leading to higher locality leakage still holds in this scenario, as the 7-layer CNN predictors have higher locality leakage than 3-layer CNN predictors. However, an interesting trend is that increasing the number of objects in the datasets does not significantly increase locality leakage; additional investigation is necessary to understand whether this trend is specific to the noisy dataset, or if increasing dataset complexity only impacts locality leakage in some scenarios. Another reason might be that at even larger models, models can spuriously memorise the noise, with increasing levels of concept combinations leading to more memorisation. However, it might be that the 7-layer CNN predictors are insufficient to reveal this trend, and future experiments are necessary.

## G Impact of Independent Models

Typically, CBMs are trained in a joint fashion, where concept and task predictors are trained simultaneously, allowing for higher performance (Koh et al. 2020). However, prior work has demonstrated that such models exhibit concept-task

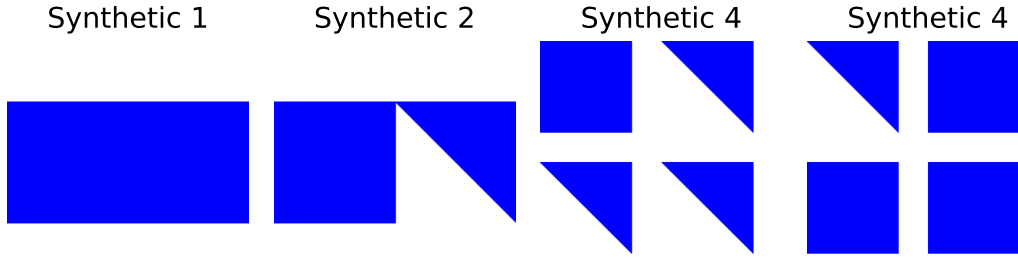


Figure 6: We plot examples of the synthetic dataset with 1, 2, and 4 objects. We note that for the 1-object synthetic dataset, the only relevant object for concept predictors is on the left side, while the right side is essentially noise.

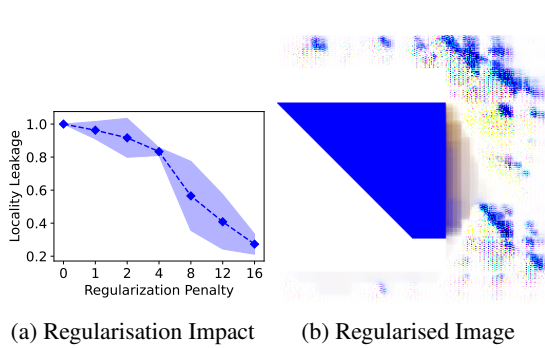


Figure 7: We regularise the computation of locality leakage by minimising the changes outside of a concept’s local region, and evaluating the resulting locality leakage. We find that (a) while increasing the regularisation penalty decreases locality leakage, (b) we can still find regularised images with minimal distortion, which still results in high locality leakage.

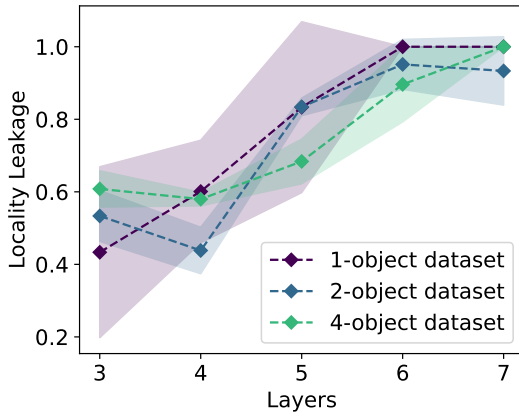


Figure 8: We find that increasing the number of model layers increases the locality leakage for noisy models, mimicking some of the patterns seen with non-noisy models.

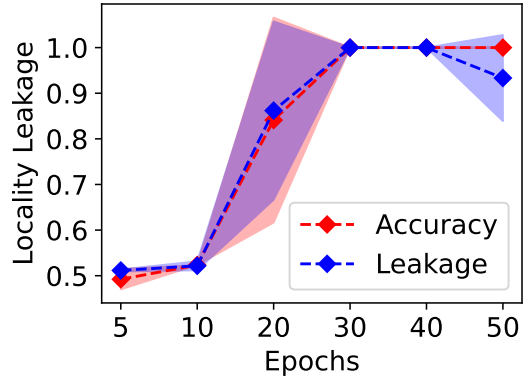


Figure 9: While increasing the number of training epochs for concept predictors leads to improved accuracy, it also leads to increased locality leakage. There is no epoch setting at which locality leakage is low, while accuracy is also high.

leakage (Mahinpei et al. 2021), where information about the task is leaked into the concept predictor. This leads to the concept predictor exploiting leaked task-relevant information, which jeopardises the independence of the concept predictors. To counter this, we evaluate whether independent training, where the concept predictor is trained with no task knowledge, allows predictors to properly capture a dataset’s localities. We train 7-layer concept predictors on the 2-object synthetic dataset, selecting this model because it is the deepest and exhibits the highest locality leakage (thereby presenting the best opportunity to reduce locality leakage).

We find that both independent and joint models exhibit a locality leakage of  $1.00 \pm 0.00$  while achieving perfect concept accuracy. This suggests that independent CBM training has no impact on locality leakage in concept predictors. These results hint at a fundamental issue with using multi-label neural networks as concept predictors, and suggest the need to explore alternative architectures or training paradigms to improve a CBM’s understanding of locality.

## H Impact of Number of Epochs

We try to understand if locality leakage is a function of over-training, and whether models trained for fewer epochs can

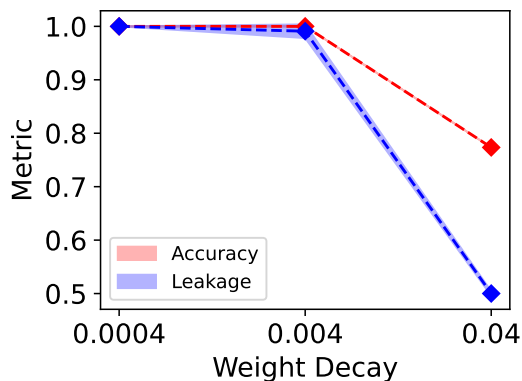


Figure 10: Increasing the amount of L2 regularisation leads to both lower locality leakage and lower accuracy, showing that simply incorporating L2 regularisation does not alleviate locality leakage.

have high accuracy while minimising locality leakage. We evaluate using the 1-object dataset with the 7-layer concept predictor model; we select 7-layer models because they exhibit the highest locality leakage, giving the perfect opportunity for training epochs to reduce locality leakage. We plot our results in Figure 9, and we find that while increasing epochs leads to more accuracy, it also leads to higher spatial locality leakage, and there is no level of training with low locality leakage and high accuracy. We note that training to 50 epochs leads to slightly lower locality leakage, but note that this result is not statistically significant; further investigation is needed to understand if this is a random aberration, or whether training past perfect accuracy can lead to lower leakage.

### I Impact of Weight Decay

We evaluate the impact of L2 regularisation by changing the penalty for weight decay and analysing the resulting accuracy and locality leakage. We try three different values of weight decay,  $4 * 10^{-4}$ ,  $4 * 10^{-3}$ , and  $4 * 10^{-2}$  on the 2-object and 7-layer concept predictor models, and plot our results in Figure 10. We find that increasing weight decay leads to decreases in accuracy and locality leakage, revealing that increasing L2 regularisation is not a simple solution that eliminates locality leakage while maintaining performance.

### J Impact of Adversarial Training

We investigate whether adversarial training can reduce the locality leakage exhibited by concept-based models. We augment the loss function during CBM training with an adversarial loss  $\alpha \mathcal{L}_{\text{cross-entropy}}(f(g(\mathbf{x} + \epsilon\delta)), f(g(\mathbf{x})))$ . In this,  $f$  is our label predictor,  $g$  is our concept predictor,  $\mathcal{L}_{\text{cross-entropy}}$  is the cross-entropy loss, and  $\delta$  is a direction chosen through the fast-gradient sign method, which is the direction of maximal loss increase (Goodfellow, Shlens, and Szegedy 2014). We vary  $\alpha$  and  $\epsilon$  to find values which minimize locality leakage. We fix  $\alpha = 0.25$  and vary  $\epsilon$  in  $\{0.01, 0.05, 0.1, 0.25\}$ , and additionally fix  $\epsilon = 0.01$  and

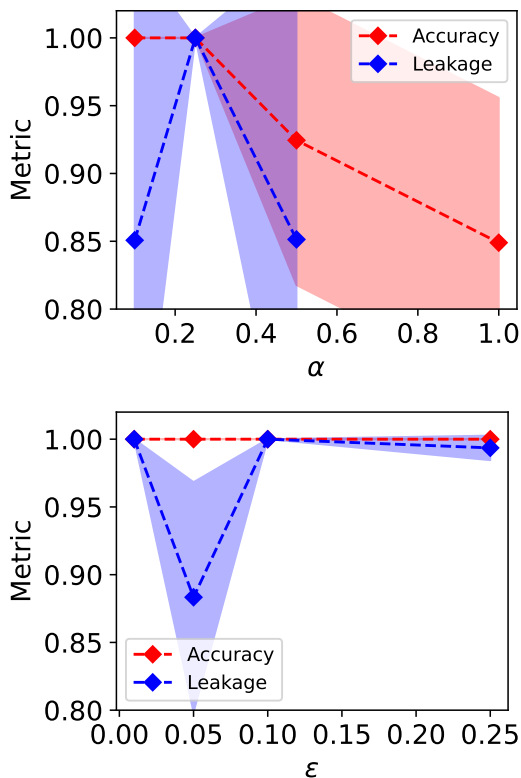


Figure 11: We evaluate the impact of adversarial training upon the locality leakage metric and vary the loss weight ( $\alpha$ ) and the parameter for the fast-gradient sign method ( $\epsilon$ ). We find that no value of  $\alpha$  or  $\epsilon$  reduces the locality leakage of the resulting model, showing that adversarial training is not a panacea to improve the locality properties of CBMs.

vary  $\alpha$  in  $\{0.1, 0.25, 0.5, 1\}$ . For every hyperparameter setting, we measure the locality leakage of the 7-layer CBM model on the 2-object synthetic dataset and repeat experiments across 3 seeds.

We find that no setting for  $\alpha$  and  $\epsilon$  reduces the locality leakage and that for large values of  $\alpha$ , the accuracy degrades (Figure 11). When compared to models trained without adversarial training, we find that adversarial training does not lead to models with consistently lower locality leakage (Figure 12). These results demonstrate the inability of adversarial training to address locality leakage.

### K Impact of Mask Size

To better understand locality masking, we analyse the impact of mask size  $\epsilon$  on concept predictions. We evaluate the impact of mask predictions in CUB for the concepts of *tail colour* and *tail shape*, selecting these since tails are visually distinct from other parts in this task. We reformulate masking in CUB so all features within  $\epsilon$  of the part's centre are masked, even if the features are closer to another concept, and vary  $\epsilon$  from 1% to 30% of  $l$ . Intuitively, we expect that increasing  $\epsilon$  should increase changes in concept prediction, yet it is un-

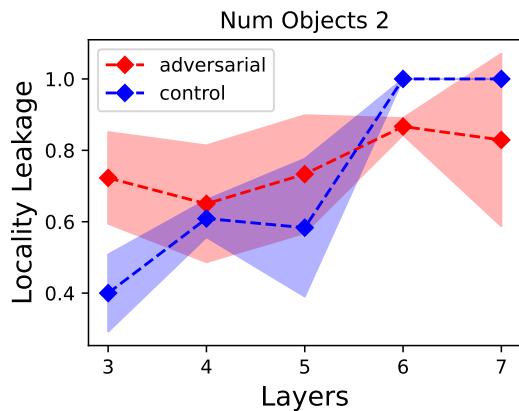
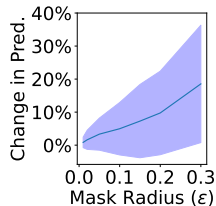


Figure 12: We compare the locality leakage of a model trained with and without adversarial training and find that using adversarial training increases locality leakage when the model is shallow. Even for deep models, adversarial training still has a locality leakage of 0.8 or above, showing that adversarial training fails to address locality leakage.



(a) Mask Radius vs. Concept Predictions



(b) Example with  $\epsilon = 0.15$  masking

Figure 13: We vary the mask radius for the *tail* concept in the CUB dataset and (a) find that, as expected, increasing mask radius leads to increasing change in concept prediction. However, even large masks that lead to significantly distorted images (such as (b)) fail to significantly alter the concept predictor’s confidence in *tail colour*, hinting that predictors may use correlations to predict *tail colour*.

clear how large  $\epsilon$  needs to be so that models are significantly less confident. We compute the change in concept prediction across concept values that are at least 75% confident, selecting this as a threshold indicative of a high-confidence prediction, with the expectation that masking should decrease model confidence so models are uncertain (around 50%).

In Figure 13 (a), we find that, as expected, increasing  $\epsilon$  increases changed predictions, yet even large values of  $\epsilon$  fail to change high-confidence concept predictions significantly. For example, in Figure 13 (b), we use a mask with radius  $\epsilon = 0.15l$  and see that the tail is entirely occluded; however, the CBM’s concept predictor is still confident about “*tail colour*”. This implies that models are exploiting correlations between, for example, “*chest colour*” and “*tail colour*” to predict the “*white tail colour*” concept. Such a phenomenon might occur because concepts are occluded for some samples in CUB. For example, predicting “*tail colour*” when the tail

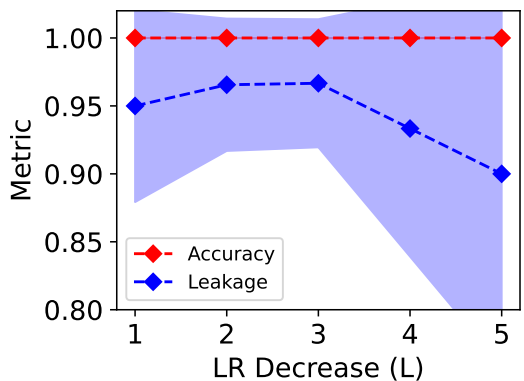


Figure 14: We test the impact of the  $L$  hyperparameter for the two-step training algorithm. We find that the optimal value is  $L = 5$ , so we use this across experiments.

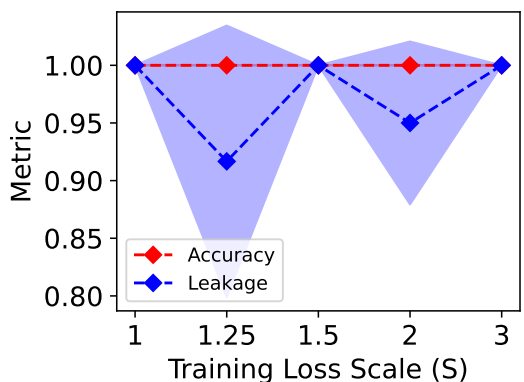


Figure 15: We test the impact of the  $S$  hyperparameter for the correlation training algorithm. We find that the optimal value is  $S = 1.25$ , so we use this across experiments.

is occluded requires leveraging “*chest colour*”.

## L Two-Step and Correlation Training Details

We evaluate the impact of the  $L$  (learning rate decrease) and  $S$  (training loss scale) hyperparameters on accuracy and locality leakage to find the optimal hyperparameters for the two-step training and correlation training algorithms. We evaluate across the 2-object synthetic dataset, and plot our results in Figure 14 and Figure 15. We find that the optimal value for  $S$  is 1.25 and for  $L$  is 5, so we select each for our future experiments across all datasets.

## M Impact of Other Masking Colours

We evaluate the impact of masking using a mean mask, where the mean was computed across the dataset so that the resulting masked images are within the training set’s distribution. We select the masks across the dataset, rather than within a single image, due to the presence of concepts such as *tail colour blue*, which become easier if mean masks are determined on an individual data point basis (as the mean mask in this

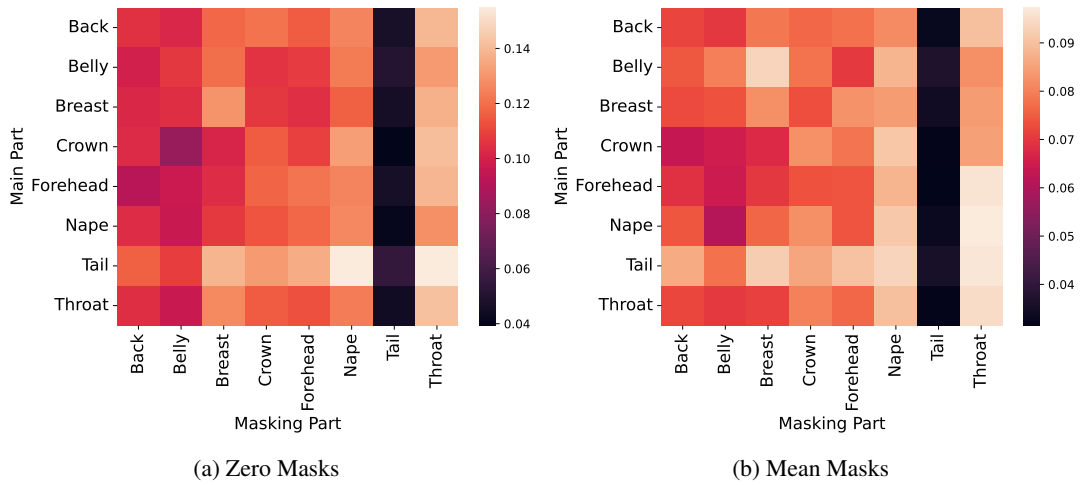


Figure 16: While mean masks decrease the impact of masking in the CUB dataset, we find that the masking, for example, the *back* concept, still does not significantly alter concept predictions for *back*. In general, we find similar masking trends regardless of whether the mask colour is black or the mean colour.




Figure 17: We plot two examples of maximising hidden neurons from MLP concept predictors. We see that some hidden neurons correspond to dataset patterns, however, other hidden neurons are largely noise.

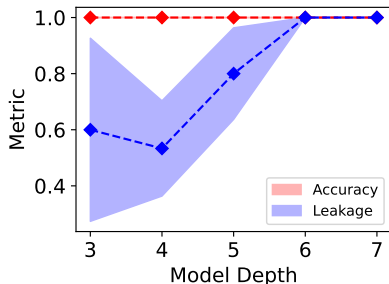


Figure 18: When holding the total number of model parameters constant, we find that model depth is primarily responsible for locality leakage.

situation might be tinged blue). We compare the impact of each mask type in Figure 16, and find that while the impact of masking is decreased using mean masks, the trends are still the same. We still see that masking other unrelated parts can still impact each other; for example, in both zero and mean masks, we find that masking *throat* impacts the prediction for concepts such as *tail colour*. These results demonstrate that the trends observed with locality masks hold across the value of the mask,  $\eta$ .

## N Model Width and Depth

Our experiments suggest that increasing concept predictor capacity may lead to higher locality leakage. Yet it is unclear whether this is due to increasing the concept predictor’s depth or width. To understand this better, we construct CBMs where we hold the total number of parameters constant while varying the depth from 3 to 7 layers (details in Appendix C). For each of these models, we evaluate the locality leakage and the accuracy to understand the impact of width and depth.

We find that increasing *model depth is primarily responsible* for increasing locality leakage (Figure 18). The reason for this trend is unclear; it might be that deeper models are better at memorising spurious correlations (Sagawa et al. 2020), leading to increases in locality leakage. Real-world architectures typically favour deep models for concept predictors. These results, however, suggest that when aiming to increase a concept predictor’s capacity, widening its architecture may be preferable over adding more layers if one is interested in well-capturing concept locality.

## O Receptive Field

We investigate whether the receptive field size is responsible for increases in locality leakage with larger models. In Appendix N, we demonstrated that deeper models tend to exhibit higher locality leakage. However, such models additionally have a larger receptive field, making it unclear whether the depth or receptive field size is responsible for more locality leakage. To investigate this, we develop a set of models which vary in depth but have a constant receptive field (so that deeper models are also shallower). We evaluate the locality leakage across each of these models to understand whether depth still impacts locality leakage when the

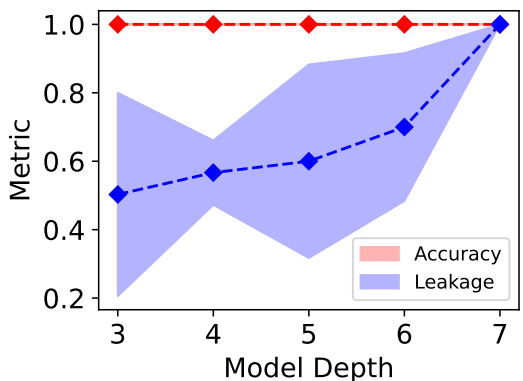


Figure 19: When holding the receptive field size constant, we find that increasing model depth additionally increases locality leakage.

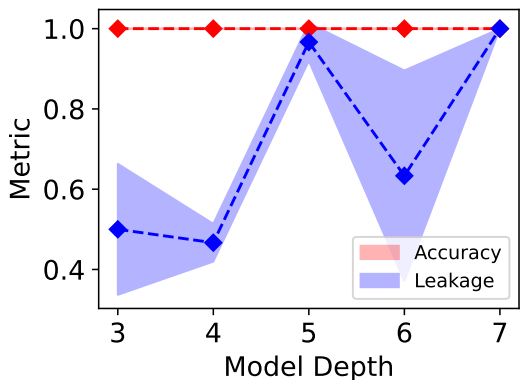


Figure 20: We incorporate residual connections following prior work (Havasi, Parbhoo, and Doshi-Velez 2022a) to understand whether techniques used to address concept leakage can also improve locality. Across model sizes, we find that models trained with residual connections still exhibit high levels of locality leakage, with this best seen with depth-7 models.

receptive field is controlled for.

We find that increasing model depth increases locality leakage, even when controlling for the receptive field (Figure 19). We found a similar trend when holding the number of parameters constant as well, giving more credence to the theory that increasing depth increases locality leakage. We additionally note that the biggest increase occurs between depth 6 and 7 when the model jumps from a locality leakage under 0.8 to 1.0. This implies that the impact of depth is more pronounced with deeper models.

## P Residual Layers

Prior work suggests that incorporating residual connections can alleviate issues with concept leakage (Havasi, Parbhoo, and Doshi-Velez 2022a). Such connections are constructed through an additional unsupervised concept which can store

Depth	Width	Locality Leakage
1	5	$0.63 \pm 0.32$
	10	$0.80 \pm 0.28$
	15	<b><math>0.97 \pm 0.05</math></b>
2	5	$0.59 \pm 0.30$
	10	$0.47 \pm 0.08$
	15	$0.57 \pm 0.32$
3	5	$0.49 \pm 0.40$
	10	$0.74 \pm 0.19$
	15	$0.74 \pm 0.09$

Table 1: Increasing the width of models leads to increases in locality leakage for depth 1 and 3 models, while there is no pattern in depth-2 models. Additionally, no such pattern is seen when increasing the depth of models. While in some situations, increasing the number of MLP parameters leads to higher locality leakage, the trend is not as clear as CNN models, potentially due to information bottlenecks (Tishby, Pereira, and Bialek 2000).

extra information relevant for task prediction. To understand whether such a connection can additionally improve locality, we incorporate residual connections into models of varying depth. For each model, we evaluate both the accuracy and the locality leakage.

In Figure 20, we find that incorporating residual connections does not alleviate issues with locality leakage. We see that for depth-7 models, the locality leakage is 1, showing that incorporating the residual connections has no impact in this scenario. Similar to trends seen without residual connections, we find that increasing the model depth generally leads to higher locality leakage, while the model is perfectly accurate throughout. We note that for models of depth 6, that their locality leakage is less than that of depth-5 and depth-7 models; it is unclear what the reason for this is, and we leave investigation into this for future work.

## Q Locality in MLP models

We study whether MLP models capture locality, as they present a scenario where the parameter size, along with depth and width, can be varied arbitrarily. We try out concept predictors with MLPs, varying the width between  $\{5, 10, 15\}$  and varying the depth between  $\{1, 2, 3\}$  so that the number of parameters for concept predictors is the same magnitude as those consisting of CNNs.

For MLP-based concept predictors, we see that when using a single hidden layer, one observes an increase in locality leakage as the width of the hidden layer is increased (Table 1). This trend is similar to the one exhibited in CNN concept predictors, where larger models lead to more locality leakage. However, unexpectedly, we also find that when the model width is fixed, and the number of hidden layers is increased, the amount of locality leakage does not necessarily increase. The reason for this is unclear; it might be due to the small hidden layer sizes creating an information bottleneck (Tishby, Pereira, and Bialek 2000), where information gets compressed when travelling between layers. From these

experiments, we see that increasing the number of parameters generally leads to increasing locality leakage, across both CNN and MLP models, showing that locality leakage might be endemic to CBMs rather than a feature of CNN models.

In Figure 17, we evaluate the hidden neurons themselves in a 1-depth model to understand the types of patterns they pick up on as the number of model parameters increases. We see that some neurons pick up on relevant patterns useful for concept prediction, while others pick up purely on noise. As the number of hidden layers increases, while the ratio of noisy neurons to total neurons stays constant, the number of such neurons increases. The increase in the number of noisy neurons might be partially responsible for the increase in locality leakage; these “noisy neurons” implicitly pick up on patterns outside of the concept’s local region, which is then leveraged by the locality leakage metric.

## R Pruning Details

We consider pruning rates in  $\{25\%, 50\%, 75\%, 95\%\}$  and consider either retraining for five epochs or no retraining, to see if that assists with accuracy and locality. We select such values to capture a spectrum of pruning rates, and consider retraining for five epochs because we found that most models tend to stop improving significantly after accuracy (without also declining in locality leakage) after this. We do not freeze concept predictors during retraining as we found similar results regardless of freezing.

## S Concept Correlation Theory

This section presents our proof for Theorem 5.1 discussed in Section 5. For us to present our proof, we begin by showing two lemmas that will become useful later on. The first lemma, shown below, introduces a simple identity on sets of real numbers in  $[0, 1]$ :

**Lemma S.1.** *Consider a set of  $n$  real numbers  $\{p_1 \cdots p_n\}$ , where  $\forall i, 0 \leq p_i \leq 1$ . Then, the following identity must hold:*

$$\sum_{i=1}^n p_i \prod_{j=1}^{i-1} (1 - p_j) = 1 - \prod_{i=1}^n (1 - p_i)$$

*Proof.* To simplify this proof, we will show the equivalent but more accessible statement that

$$\prod_{i=1}^n (1 - p_i) = 1 - \sum_{i=1}^n p_i \prod_{j=1}^{i-1} (1 - p_j)$$

We proceed to do this by induction on the number of real numbers  $n$ . Our base case  $n = 1$ , trivially follows by noting that both sides of the equation above resolve to  $1 - p_1$  when  $n = 1$ .

Now, assume that the claim above holds for all positive integers  $n$  up to some value  $k \in \mathbb{Z}^+$ . Consider what happens when  $n = k + 1$ :



$$\begin{aligned}
\prod_{i=1}^{k+1} (1-p_i) &= (1-p_{k+1}) \prod_{i=1}^k (1-p_i) \\
&= \prod_{i=1}^k (1-p_i) - p_{k+1} \prod_{i=1}^k (1-p_i) \\
&= \left(1 - \sum_{i=1}^k p_i \prod_{j=1}^{i-1} (1-p_j)\right) - p_{k+1} \prod_{i=1}^k (1-p_i) \\
&= 1 - \left(\sum_{i=1}^k p_i \prod_{j=1}^{i-1} (1-p_j) + p_{k+1} \prod_{j=1}^k (1-p_j)\right) \\
&= 1 - \sum_{i=1}^{k+1} p_i \prod_{j=1}^i (1-p_j)
\end{aligned}$$

where the inductive hypothesis was applied in our second step. This shows that our statement holds for  $n = k + 1$  and therefore holds for all positive integers  $n$ .  $\square$

The second lemma directly builds on the identity introduced in Lemma S.1 to produce a simple upper bound for a sum of products involving the same list of reals in  $[0, 1]$ :

**Lemma S.2.** *Consider a set of  $n$  real numbers  $\{p_1 \cdots p_n\}$ , where  $\forall i, 0 \leq p_i \leq 1$ . Then*

$$\sum_{i=1}^n p_i \prod_{j=1}^{i-1} (1-p_j) \leq 1$$

*Proof.* We begin by noticing that, because all  $\{p_1, \dots, p_n\}$  are reals such that  $\forall i, 0 \leq p_i \leq 1$ , each of the terms in the product  $\prod_{i=1}^n (1-p_i)$  must be non-negative. This trivially implies that the product  $\prod_{i=1}^n (1-p_i)$  itself must be non-negative. Therefore, we can conclude that:

$$\begin{aligned}
0 &\leq \prod_{i=1}^n (1-p_i) \\
\Leftrightarrow 1 - \prod_{i=1}^n (1-p_i) &\leq 1 \\
\Leftrightarrow \sum_{i=1}^n p_i \prod_{j=1}^{i-1} (1-p_j) &\leq 1 \quad (\text{by Lemma S.1})
\end{aligned}$$

which is exactly what we wanted to show.  $\square$

Equipped with these two lemmas, we now present a proof for the key theoretical result introduced in Section 5:

**Theorem 5.1.** *Suppose out of  $k$  total concepts, we know  $m$ ,  $\{\gamma_1, \gamma_2, \dots, \gamma_m\} \subset \{1, 2 \cdots k\}$ , with perfect accuracy. Let  $M_{j,q,i,r} = \mathbb{P}[\mathbf{c}_j = q | \mathbf{c}_i = r]$  be a correlation matrix, where  $q, r \in \{0, 1\}$ . For any concept  $j \notin \{\gamma_1, \gamma_2 \cdots \gamma_m\}$  whose value we do not know, if for  $s$  different triplets  $(q, i, r)$ , with*

*$i \in \{\gamma_1, \gamma_2 \cdots \gamma_m\}$ , we have i)  $M_{j,q,i,r} \geq 1 - \alpha$  and ii)  $\mathbb{P}[\mathbf{c}_i = r] \geq \beta$ , then there exists a concept predictor that achieves error  $\epsilon = \mathbb{P}[\hat{\mathbf{c}}_j \neq \mathbf{c}_j] \leq \alpha + (1 - \beta)^s$  using only information about the concepts  $\{\gamma_1, \gamma_2 \cdots \gamma_m\}$ .*

*Proof.* We propose an algorithm which achieves error rate  $\epsilon = \mathbb{P}[\mathbf{c}_j = r] \leq \alpha + (1 - \beta)^s$ . To predict  $\mathbf{c}_j$ , we leverage the correlation between  $\mathbf{c}_j$  and an  $s$  different values of  $M_{j,q,i,r}$ , where  $i \in \{\gamma_1, \gamma_2 \cdots \gamma_m\}$ . By leveraging this, we're able to accurately predict the presence of  $\mathbf{c}_j$

For this, let the  $s$  triplets satisfying (i) and (ii) be  $\mathcal{B} := \{B_l | B_l = (q_l, i_l, r_l)\}_{l=1}^s$ . Furthermore, for any triplet  $B_l = (q_l, i_l, r_l)$  in this set, let  $p_l$  be  $\mathbb{P}[\mathbf{c}_{i_l} = r_l]$ .

Here, we propose an algorithm that takes as an input the set of triplets  $\mathcal{B}$ , along with their associated probabilities  $\{p_l\}_{l=1}^s$ , and returns a label  $\hat{\mathbf{c}}_j$  for an unknown concept  $j$ . Our algorithm proceeds as follows: We will iterate with an index variable  $u$  starting with  $u = 1$  and finishing with  $u = s$ . At each iteration, we select the triplet  $B_u = (q_u, i_u, r_u)$ . As stated above, we know  $i_u \in \{\gamma_1, \gamma_2 \cdots \gamma_m\}$ , and therefore we have perfect knowledge of  $\mathbf{c}_{i_u}$ . Therefore, we can check if  $\mathbf{c}_{i_u} = r_u$ . If that is the case, then our algorithm predicts  $\hat{\mathbf{c}}_j = q_u$ . Otherwise, we continue to the next iteration of the loop. If we reach the end of the loop, then we simply guess that  $\hat{\mathbf{c}}_j = 0$ .

We note that our algorithm will terminate at step  $u$  with probability  $p_u \prod_{l=1}^{u-1} (1-p_l)$ . This is because to terminate at step  $u$ , we must encounter the event  $\mathbf{c}_{i_u} = r_u$ , which occurs with probability  $\mathbb{P}[\mathbf{c}_{i_u} = r_u] = p_u$ . Additionally, we must not terminate in any previous steps  $l < u$ , each event happening with probability  $\mathbb{P}[\mathbf{c}_{i_l} \neq r_l] = 1 - \mathbb{P}[\mathbf{c}_{i_l} = r_l] = 1 - p_l$ . If we terminate at step  $u$ , then we know that  $\mathbf{c}_{i_u} = r_u$  and we predict  $\hat{\mathbf{c}}_j = q_u$ . This prediction fails with probability  $\mathbb{P}[\mathbf{c}_j \neq q_u | \mathbf{c}_{i_u} = r_u] = 1 - \mathbb{P}[\mathbf{c}_j = q_u | \mathbf{c}_{i_u} = r_u] = 1 - M_{j,q_u,i_u,r_u}$ . For the sake of simplifying notation, and because  $j$  remains constant and implicitly known throughout the algorithm, we use  $M_{B_u}$  to represent  $M_{j,q_u,i_u,r_u}$  for triplet  $B_u = (q_u, i_u, r_u)$ .

The error rate  $\epsilon = \mathbb{P}[\hat{\mathbf{c}}_j \neq \mathbf{c}_j]$  of this algorithm is then given by

$$\begin{aligned}
\epsilon &= \sum_{u=1}^s (1 - M_{B_u}) p_u \prod_{l=1}^{u-1} (1-p_l) + \mathbb{P}[\mathbf{c}_j \neq 0] \prod_{u=1}^s (1-p_u) \\
&\leq \sum_{u=1}^s (1 - M_{B_u}) p_u \prod_{l=1}^{u-1} (1-p_l) + \prod_{u=1}^s (1-p_u)
\end{aligned}$$

as  $\mathbb{P}[\mathbf{c}_j \neq 0] \leq 1$ . Then, we note that  $p_u \geq \beta$ , implying that  $\prod_{u=1}^s (1-p_u) \leq (1-\beta)^s$ . Finally, we note that  $1 - M_{B_u} \leq \alpha$ , so  $\sum_{u=1}^s M_{B_u} p_u \prod_{l=1}^{u-1} (1-p_l) \leq \alpha \sum_{u=1}^s p_u \prod_{l=1}^{u-1} (1-p_l) \leq \alpha$  by Lemma S.2. Combining all of the above gives us an error  $\epsilon \leq \alpha + (1 - \beta)^s$ .  $\square$