

Double-well Net for Image Segmentation

Hao Liu^{*}, Jun Liu[†], Raymond Chan[‡], Xue-Cheng Tai[§]

Abstract

In this study, our goal is to integrate classical mathematical models with deep neural networks by introducing two novel deep neural network models for image segmentation known as Double-well Nets. Drawing inspiration from the Potts model, our models leverage neural networks to represent a region force functional. We extend the well-know MBO (Merriman-Bence-Osher) scheme to solve the Potts model. The widely recognized Potts model is approximated using a double-well potential and then solved by an operator-splitting method, which turns out to be an extension of the well-known MBO scheme. Subsequently, we replace the region force functional in the Potts model with a UNet-type network, which is data-driven, and also introduce control variables to enhance effectiveness. The resulting algorithm is a neural network activated by a function that minimizes the double-well potential. What sets our proposed Double-well Nets apart from many existing deep learning methods for image segmentation is their strong mathematical foundation. They are derived from the network approximation theory and employ the MBO scheme to approximately solve the Potts model. By incorporating mathematical principles, Double-well Nets bridge the MBO scheme and neural networks, and offer an alternative perspective for designing networks with mathematical backgrounds. Through comprehensive experiments, we demonstrate the performance of Double-well Nets, showcasing their superior accuracy and robustness compared to state-of-the-art neural networks. Overall, our work represents a valuable contribution to the field of image segmentation by combining the strengths of classical variational models and deep neural networks. The Double-well Nets introduce an innovative approach that leverages mathematical foundations to enhance segmentation performance.

1 Introduction

Image segmentation is an important problem in image processing, computer vision, and object recognition. How to segment objects accurately from a given image has been an active research topic for a long time [1, 8, 12, 33, 52]. In past decades, many mathematical models have been developed for image segmentation. One line of research focuses on contours and design forces to drive contours to objects' boundaries, such as the active contour model [33] and the geodesic active contour model [8]. Another class of methods, which was first introduced by Mumford and Shah in [52], aims to find piece-wise smooth functions to approximate the given image. In [52], the discontinuity set is the segmentation result, which is restricted to a smooth curve. The Mumford-Shah model inspired a lot of image processing models, among which a well-known one for image segmentation is the Chan-Vese model [12], in which the discontinuity set is restricted to closed curves. In [56], the authors use level set functions to represent the discontinuity set, which allows them to handle topology changes easily. Variants of the Chan-Vese model with various regularizers are studied in [1, 10, 73].

^{*}Department of Mathematics, Hong Kong Baptist University, Kowloon Tong, Hong Kong. Email: haoliu@hkbu.edu.hk. The work of Hao Liu is partially supported by HKBU 179356, NSFC 12201530 and HKRGC ECS 22302123.

[†]School of Mathematical Sciences, Laboratory of Mathematics and Complex Systems, Beijing Normal University, Beijing 100875, P.R. China. Email: jliu@bnu.edu.cn. The work of Jun Liu is partially supported by NSFC 12371527.

[‡]Department of Mathematics, City University of Hong Kong, Hong Kong. Hong Kong Centre for Cerebro-Cardiovascular Health Engineering. Email:raymond.chan@cityu.edu.hk. The work of Raymond Chan is partially supported by HKRGC GRF grants CityU1101120, CityU11309922, CRF grant C1013-21GF and HKITF MHKJFS Grant MHP/054/22.

[§]Norwegian Research Centre (NORCE), Nygårdstangen, NO-5838 Bergen, Norway Email: xtai@norceresearch.no, xuecheng-tai@gmail.com. The work of Xue-Cheng Tai is partially supported by HKRGC-NSFC Grant N-CityU214/19, HKRGC CRF Grant C1013-21GF and NORCE Kompetanseoppbygging program.

Another popular model for image segmentation is the Potts model [5, 9, 11, 67, 71], which originates from statistical mechanics [58] and can be taken as the generalization of two-state Ising model for lattice [57]. The Potts model relates closely to graph cuts algorithms. It is in fact a min-cut problem. It is equivalent to max-flow and convex dual problems, see [67, 70, 78, 79] for some detailed explanations. Another interesting fact about the Potts model is that it can also be taken as a generalization of the Chan-Vese model [65]. Other mathematical models for image segmentation include a smooth and threshold method [7, 36], conformal mapping [80, 81], etc.

Most of the models mentioned above require solving some optimization problems. However, some models are complicated which are challenging to solve. Efficient and robust methods to solve these problems are also an active research field in image processing. A large class of numerical methods is based on the alternating direction method of multipliers (ADMM), which has been studied in [25] and see also some recent expositions [1, 76, 78]. When the parameters are properly set, ADMM solves optimization problems very efficiently. However, parameters in ADMM need to be carefully tuned in order to get good results. Another class of methods that is not sensitive to parameters is the operator-splitting method, which decomposes a complicated problem into subproblems so that each subproblem either has a closed-form solution or can be solved efficiently. Recently, operator-splitting methods have been successively applied in image processing [18, 19, 42, 43], surface reconstruction [30], numerical PDEs [25, 40], inverse problems [24], obstacle problem [44], computational fluid dynamics [4, 6]. We suggest readers to [26, 27] for a comprehensive discussion of operator-splitting methods. It has been shown in [18, 19] that compared to ADMM, operator-splitting methods give similar (or slightly better) results but are more stable and efficient. In fact, ADMM is a special type of operator-splitting method.

In the last few years, deep neural networks have demonstrated impressive performances in many tasks, including image denoising [35, 37, 74, 82] and image segmentation [13, 59, 84]. Many network architectures are designed for image segmentation, such as UNet [59], UNet++ [84] and DeepLabV3+ [13]. While deep neural networks provide very good results, and in many cases, they are better than traditional image segmentation methods, they are black box algorithms, and their mathematical understanding is unclear. How to make connections between deep neural networks and traditional mathematical models and develop mathematically interpretative models are open questions.

Recently, several attempts have been made to connect mathematical models and deep neural networks. In [71], neural networks are viewed as the discretization of continuous dynamical systems. PDE and ODE-motivated networks are proposed in [28, 61]. The connections between deep neural networks and control problems are studied in [3, 54, 60]. Theories on the relation between neural ordinary differential equations and the controllability problem are established in [20]. Specifically, they show that for any Lipschitz bounded vector field, neural ODEs can be used to approximate solutions of the continuity equation. In [53], the authors replace dot-product kernels in transformer by Fourier integral kernels and achieve higher accuracy on language modeling and image classification. MgNet, a network inspired by the multigrid method, is proposed in [29]. The connections between neural networks and operator-splitting methods are pointed out in [34, 41]. Regularizers in popular mathematical models are used as priors in [46] to design networks that enable the segmentation results to have special priors. Recently, based on the Potts model, multigrid method, and operator-splitting method, the authors proposed PottsMGNet [68], which gives a clear mathematical explanation for existing encoder-decoder type of neural networks.

In this paper, we incorporate the Potts model and deep neural networks and propose two new operator-splitting-method-inspired networks for image segmentation. Consider the two-phase Potts model. It contains a region force term (see the first term in (3)) that is manually designed for good performance. Whether this term is optimal so that the resulting model gives the best segmentation results is an open question. In this paper, we consider a data-driven approach to determine it. We propose representing this term by networks, whose parameters will be learned from data. Starting from the Potts model, we first formulate an initial value problem (in the sense of gradient flow) to minimize the functional. Then, the initial value problem is time-discretized by operator-splitting methods. In the resulting scheme, each time stepping consists of two substeps. The first substep computes the segmentation linearly or nonlinearly, depending on the scheme. The second substep is a nonlinear step that approximately minimizes a double-well potential with a proximal term. Such a splitting strategy is an extension of the well-known MBO scheme of [49] as explained in [21, 66]. Our proposed approach is equivalent to a neural network consisting of several blocks: each time step corresponds to a block that is activated by approximately minimizing a double-well potential.

The resulting scheme has an architecture that is similar to a convolution neural network. We call our scheme Double-well Net (DN) and propose two types of it: DN-I and DN-II. In general, a Double-well Net is an approximate solver for minimizing the Potts model using an extension of the MBO scheme, where the region force term is represented by networks. It is also a bridge between classical numerical algorithms and neural networks as it unveils the connections between the well-known MBO scheme and networks.

Compared to existing networks for image segmentation, such as UNet and UNet++, the proposed Double-well Nets have several novelties: (1) DN-I uses a subnetwork as a bias term, while in existing networks, the bias term is a scalar. (2) DN-II uses the input image in each block instead of only at the input of the network, which is commonly done in existing networks. (3) Both DNs use an activation function derived from the double-well potential. (4) Both DNs have a mathematical background: they are operator-splitting algorithms that approximately solve the Potts model. PottsMGNet [68] is another network for image segmentation which is based on the Potts model, operator splitting methods and has mathematical explanations. PottsMGNet uses operator-splitting methods together with multigrid methods to give an explanation of encoder-decoder based neural networks, and uses sigmoid function as activation. In this paper, the DNs are derived using the Potts model, the MBO scheme and network approximation theory, which have a mathematical explanation from another perspective. Furthermore, DNs use a double-well potential related operator as activation function. Our numerical results show that Double-well Nets give better results than the state-of-the-art segmentation networks on several datasets.

This paper is structured as follows: We introduce the Potts model and derive the corresponding initial value problem in Section 2. Operator-splitting methods which is an extension of the well-known MBO scheme for solving these initial value problems and numerical discretization are discussed in Section 3. We propose Double-well Nets in Section 4, and demonstrate their effectiveness by comprehensive numerical experiments in Section 5. This paper is concluded in Section 6.

2 Potts model

Let Ω be the image domain. The continuous two-phase Potts model is in the form of [9, 58, 67, 70, 78]

$$\left\{ \begin{array}{l} \min_{\Sigma_0, \Sigma_1} \left\{ \frac{1}{2} \sum_{k=0}^1 \text{Per}(\Sigma_k) + \sum_{k=0}^1 \int_{\Sigma_k} f_k(\mathbf{x}) d\mathbf{x} \right\}, \\ \Sigma_0 \cup \Sigma_1 = \Omega, \quad \Sigma_0 \cap \Sigma_1 = \emptyset, \end{array} \right. \quad (1)$$

where $\text{Per}(\Sigma_k)$ is the perimeter of Σ_k , and $f_k(\mathbf{x})$'s are nonnegative weight functions. A popular choice of f_k (as in [12]) is

$$f_k(\mathbf{x}) = (f(\mathbf{x}) - c_k)^2 / \alpha, \quad (2)$$

in which α is a scaling parameter, and c_k is the estimated mean density of $f(\mathbf{x})$ on Σ_k^* . Here, we use Σ_k^* to denote the ‘optimal’ segmentation region. As one can take c_k and Σ_k^* as functions depending on f , in this case, f_k 's are functions of the input image f only. See [67] for a survey on recent fast min-cut/max-flow algorithms to solve the Potts model.

The Potts model for two phase problem can be solved using binary representations as the following min-cut problem

$$\min_{v \in \{0,1\}} \int_{\Omega} F(f)v d\mathbf{x} + \lambda \int_{\Omega} |\nabla v| d\mathbf{x}, \quad (3)$$

where $F(f) = f_1 - f_0$ is called the region force depending on the input image f , and Ω is the domain where the image is defined. Model (3) requires the function v to be binary. The above nonconvex min-cut problem is equivalent to the following convex dual problem of a max-flow problem as explained in [70, Section 2.1] and [67, Section 3]:

$$\min_{v \in [0,1]} \int_{\Omega} F(f)v d\mathbf{x} + \lambda \int_{\Omega} |\nabla v| d\mathbf{x}. \quad (4)$$

This is often called the convex relaxation of (3). This model also recovers the well-known CEN model of Chan-Esedoglu-Nikolova [11]. If we use the double-well potential to approximate the length term in (3), we then need to solve:

$$\min_v \int_{\Omega} F(f)v d\mathbf{x} + \lambda \mathcal{L}_{\varepsilon}(v) d\mathbf{x}, \quad (5)$$

with

$$\mathcal{L}_{\varepsilon}(v) = \int_{\Omega} \left[\frac{\varepsilon}{2} |\nabla v|^2 + \frac{1}{\varepsilon} v^2 (1-v)^2 \right] d\mathbf{x},$$

which is known as the Ginzburg-Landau functional. It is shown that the minimizer of (5) converges to that of (3) in the sense of Gamma-convergence as $\varepsilon \rightarrow 0$ [50, 51]. The Gamma-convergence of graph based Ginzburg-Landau functional was proved in [69], whose applications on image processing and data segmentation on graphs have been studied in [23, 48]. Global minimization for graph data using min-cut/max-flow approaches, c.f. [1, 78, 79], has also been studied in [47].

Denote the minimizer of (5) by u . It satisfies the optimality condition

$$F(f) - \lambda \varepsilon \nabla^2 u + \frac{2\lambda}{\varepsilon} (2u^3 - 3u^2 + u) = 0. \quad (6)$$

One way to solve (6) for u is to associate it with the following initial value problem (in the sense of gradient flow):

$$\begin{cases} \frac{\partial u}{\partial t} = -F(f) + \lambda \varepsilon \nabla^2 u - \frac{2\lambda}{\varepsilon} (2u^3 - 3u^2 + u) & \text{in } \Omega \times (0, T], \\ \frac{\partial u}{\partial \mathbf{n}} = 0 & \text{on } \partial\Omega, \\ u(0) = u_0 & \text{in } \Omega, \end{cases} \quad (7)$$

for some initial condition u_0 and fixed time T . Then solving (6) is equivalent to finding the steady state solution of (7).

3 The proposed models

In classical mathematical models for image segmentation, the operator F is carefully designed, such as (2) in the Chan-Vese model. These models have demonstrated great performances in segmenting general images. For a specific type of images, certain choices of F may give improved performances. In this paper, we consider a data-driven method to determine F .

Given a set of images $\{f_k\}_{k=1}^K$ with their foreground-background segmentation masks $\{g_k\}_{k=1}^K$, we will learn a data-driven operator F so that for any given image f , the steady state of (7) is close to its segmentation g . Note that (7) is an initial value problem of u . To better control the evolution behavior of u and borrow some of the ideas from [68], we introduce control variables $W(\mathbf{x}, t), b(t)$ to (7) and consider:

$$\begin{cases} \frac{\partial u}{\partial t} = -F(f) + \lambda \varepsilon \nabla^2 u - \frac{2\lambda}{\varepsilon} (2u^3 - 3u^2 + u) + W(\mathbf{x}, t) * u + b(t) & \text{in } \Omega \times (0, T], \\ \frac{\partial u}{\partial \mathbf{n}} = 0 & \text{on } \partial\Omega, \\ u(0) = u_0 & \text{in } \Omega, \end{cases} \quad (8)$$

where $*$ stands for the convolution operator and $W(\mathbf{x}, t)$ is a convolution kernel depending on \mathbf{x} and t , and $b(t)$ is some functions of t . The control variables will also be learned from the given dataset.

In our method, we represent F as a neural network. Denote \mathcal{W} as the collection of all parameters to be determined from the data, i.e., the parameters in F and the control variables. If we set the initial condition u_0 as a function of the input image f , the steady state solution of (7) only depends on f and \mathcal{W} . For each v, \mathcal{W} , denote the solution for (7) at time T by $R(\mathcal{W}; f)$, which is a function map from f to the steady state $R(\mathcal{W}; f)$. We will determine \mathcal{W} by solving

$$\min_{\mathcal{W}} \frac{1}{K} \sum_{k=1}^K \ell(R(\mathcal{W}; f_k), g_k), \quad (9)$$

where $\ell(\cdot, \cdot)$ is a loss function measuring the differences between its arguments. Popular choices of the loss functional include the hinge loss, logistic loss, cross-entropy, and L^2 norm.

In this section, we focus on the solvers for the control problem (8). Specifically, we consider model (8) and a variant model and propose operator-splitting methods to solve them. We will show that the resulting scheme has a similar architecture as deep neural networks.

Remark 3.1. *There is no problem for our proposed methods if we replace $W(\mathbf{x}, t) * u + b(t)$ by some other general linear operator on u in (8). The reason to choose the convolution operator and the bias correct here is due to their success in applications related to Deep Convolution Neural Networks.*

3.1 Model I

The first model we study is (8). Note that it is well suited to be numerically solved by operator-splitting methods. For a comprehensive introduction to operator-splitting methods, we refer readers to [26, 27]. In this paper, we adopt the Lie scheme. The terms on the right-hand side of (8) can be classified into linear terms and nonlinear terms of u . We split them into two substeps. Let τ be the time step. For $n \geq 0$, We denote $t^n = n\tau$ and our numerical solution at t^n by u^n . For a given u^n , we compute u^{n+1} via two substeps: $u^n \rightarrow u^{n+1/2} \rightarrow u^{n+1}$. The first substep focuses on linear terms; the second substep focuses on nonlinear terms. The details are as follows:

Substep 1: Solve

$$\begin{cases} \frac{\partial u}{\partial t} = -F(f) + \lambda\varepsilon\nabla^2 u + W(\mathbf{x}, t) * u + b(t) \text{ in } \Omega \times (t^n, t^{n+1}], \\ \frac{\partial u}{\partial \mathbf{n}} = 0 \text{ on } \partial\Omega, \\ u(t^n) = u^n \text{ in } \Omega, \end{cases} \quad (10)$$

and set $u^{n+1/2} = u(t^{n+1})$.

Substep 2: Solve

$$\begin{cases} \frac{\partial u}{\partial t} = -\frac{2\lambda}{\varepsilon}(2u^3 - 3u^2 + u) \text{ in } \Omega \times (t^n, t^{n+1}], \\ u(t^n) = u^{n+1/2} \text{ in } \Omega, \end{cases} \quad (11)$$

and set $u^{n+1} = u(t^{n+1})$.

Scheme (10)–(11) is semi-constructive since we still need to solve the two initial value problems. In this paper, we use a one-step forward Euler scheme to time discretize (10) and a one-step backward Euler scheme to time discretize (11):

$$\begin{cases} \frac{u^{n+1/2} - u^n}{\tau} = -F(f) + \lambda\varepsilon\nabla^2 u^n + W^n * u^n + b^n \text{ in } \Omega, \\ \frac{\partial u^{n+1/2}}{\partial \mathbf{n}} = 0 \text{ on } \partial\Omega, \end{cases} \quad (12)$$

$$\frac{u^{n+1} - u^{n+1/2}}{\tau} = -\frac{2\lambda}{\varepsilon}(2(u^{n+1})^3 - 3(u^{n+1})^2 + u^{n+1}) \text{ in } \Omega, \quad (13)$$

where the notations $W^n = W(\mathbf{x}, t^n)$, $b^n = b(t^n)$ are used.

Remark 3.2. *In (12), $\lambda\varepsilon\nabla^2$ is a penalty term on the smoothness of the segmentation's boundary, and W^n is a control variable that is learnable. The term $\lambda\varepsilon\nabla^2$ can be absorbed by W^n since both of them are linear in u^n . However, in Model I, we write $\lambda\varepsilon\nabla^2 u$ explicitly to explicitly drive the segmentation boundary to be smooth.*

3.2 Model II

In model (8), the functional F is fixed through all iterations. In the second model, we allow F to evolve in time. We combine $-F(f) + W(\mathbf{x}, t) * u + b(t)$, and denote it by $G(u, f, \mathbf{x}, t)$. Our second model is as follows

$$\begin{cases} \frac{\partial u}{\partial t} = \lambda\varepsilon\nabla^2 u - \frac{2\lambda}{\varepsilon}(2u^3 - 3u^2 + u) + G(u, f, \mathbf{x}, t) \text{ in } \Omega \times (t^n, t^{n+1}], \\ \frac{\partial u}{\partial \mathbf{n}} = 0 \text{ on } \partial\Omega, \\ u(0) = u_0 \text{ in } \Omega. \end{cases} \quad (14)$$

Similar to (8), we use a Lie scheme to time discretize (14). The splitting strategy is the same as (10)–(11) except the first substep becomes

$$\begin{cases} \frac{\partial u}{\partial t} = \lambda \varepsilon \nabla^2 u + G(u, f, \mathbf{x}, t) \text{ in } \Omega \times (t^n, t^{n+1}], \\ \frac{\partial u}{\partial \mathbf{n}} = 0 \text{ on } \partial\Omega, \\ u(t^n) = u^n \text{ in } \Omega. \end{cases} \quad (15)$$

We time discretize Substep 1 by a forward Euler method and Substep 2 by a backward Euler method. The time-discretized scheme reads as

$$\begin{cases} \frac{u^{n+1/2} - u^n}{\tau} = \lambda \varepsilon \nabla^2 u^n + G^n(u^n, f) \text{ in } \Omega, \\ \frac{\partial u^{n+1/2}}{\partial \mathbf{n}} = 0 \text{ on } \partial\Omega, \end{cases} \quad (16)$$

$$\frac{u^{n+1} - u^{n+1/2}}{\tau} = -\frac{2\lambda}{\varepsilon} (2(u^{n+1})^3 - 3(u^{n+1})^2 + u^{n+1}) \text{ in } \Omega, \quad (17)$$

where $G^n(u, f) = G(u, f, \mathbf{x}, t^n)$.

Remark 3.3. *There are many ways to combine and decompose terms in the right-hand side of (8), among which Model I and II are just two special ones that provide good results. As we will show in Section 4, both Model I and II have similar architectures as some neural networks. Based on Model I, we further explore Model II because Model II can provide similar results with slightly less parameters.*

Remark 3.4. *The operator-splitting schemes for Model I and II are extensions of the Allen-Cahn-type MBO scheme [49] as explained in [21, 66]. The first substep focuses on linear operators and the second substep deals with nonlinear projection operators. In this work, only two-phase image segmentation is considered. Following the approaches proposed in [66], there is no problem to extend the method in this work to multiphase image segmentation problems using deep neural networks similar to Model I and II.*

Remark 3.5. *In this work, we present our method for two-phase for two dimensional image segmentation. For graph data, using the ideas presented in this work, we can combine some existing graph neural networks with the graph Ginzburg-Landa models of [23, 48] and the graph min-cut/max-flow approach of [47, 70, 77] to get some graph neural network similar to Model I and II for high dimensional data analysis.*

3.3 Connections to neural networks

For both Models I and II, for each time step, our scheme has two substeps: the first substep is linear in $u^{n+1/2}$, and the second substep is a nonlinear step. This structure is the same as the building block (layers) of neural networks (NN). A NN usually consists of several layers. Each layer conducts the computation

$$\sigma(Ax + b), \quad (18)$$

where A is a weight matrix, b is a bias term, and σ is a nonlinear activation function. In (18), when the input to σ is a linear operation, it is similar to our first substep; and when the operation of σ is nonlinear, it is similar to our second substep.

3.4 Accommodate periodic boundary conditions

In image processing, it is common to use the periodic boundary conditions. Let Ω be a rectangular domain $[0, L_1] \times [0, L_2]$. We denote the two spatial directions by x_1, x_2 . We use spatial steps $\Delta x_1 = \Delta x_2 = h$ for some $h > 0$. To accommodate the periodic boundary conditions, we only need to replace (12) by

$$\begin{cases} \frac{u^{n+1/2} - u^n}{\tau} = -F(f) + \lambda \varepsilon \nabla^2 u^n + W^n * u^n + b^n \text{ in } \Omega, \\ u^{n+1/2}(0, x_2) = u^{n+1/2}(L_1, x_2), \quad 0 \leq x_2 \leq L_2, \\ u^{n+1/2}(x_1, 0) = u^{n+1/2}(x_1, L_2), \quad 0 \leq x_1 \leq L_1, \end{cases} \quad (19)$$

and replace (16) by

$$\begin{cases} \frac{u^{n+1/2}-u^n}{\tau} = \lambda\varepsilon\nabla^2 u^n + G^n(u^n, f) \text{ in } \Omega, \\ u^{n+1/2}(0, x_2) = u^{n+1/2}(L_1, x_2), \quad 0 \leq x_2 \leq L_2, \\ u^{n+1/2}(x_1, 0) = u^{n+1/2}(x_1, L_2), \quad 0 \leq x_1 \leq L_1. \end{cases} \quad (20)$$

In the rest of this paper, we always assume that u satisfies the periodic boundary condition.

3.5 Spatial discretization

From (19), an updating formula of $u^{n+1/2}$ is given as

$$u^{n+1/2} = u^n - \tau F(f) + \tau\lambda\varepsilon(\nabla^2 u^n) + \tau W^n * u^n + \tau b^n.$$

Note that $\nabla^2 u^n$ is the Laplacian of u^n , which can be realized by a convolution $W_\Delta * u^n$ with

$$W_\Delta = \frac{1}{h^2} \begin{bmatrix} 0 & 1 & 0 \\ 1 & -4 & 1 \\ 0 & 1 & 0 \end{bmatrix}.$$

Then the updating formula becomes

$$u^{n+1/2} = u^n - \tau F(f) + \tau\lambda\varepsilon(W_\Delta * u^n) + \tau W^n * u^n + \tau b^n. \quad (21)$$

Similarly, for $u^{n+1/2}$ in model (14), the updating formula is

$$u^{n+1/2} = u^n + \tau\lambda\varepsilon(W_\Delta * u^n) + \tau G^n(u^n, f). \quad (22)$$

For updating u^{n+1} , note that u^{n+1} is the minimizer of

$$\int_{\Omega} \frac{1}{2} (u - u^{n+1/2})^2 + \frac{\tau\lambda}{\varepsilon} u^2 (1 - u)^2 d\mathbf{x} \quad (23)$$

and (13) is the Euler-Lagrange equation of (23). Denote $\alpha = 2\tau\lambda/\varepsilon$. Then u^{n+1} satisfies

$$(1 + \alpha)u^{n+1} = u^{n+1/2} - \alpha(2(u^{n+1})^3 - 3(u^{n+1})^2). \quad (24)$$

We solve for u^{n+1} using a fixed-point iteration: Set $v^0 = u^n$, and we update $v^m \rightarrow v^{m+1}$ as

$$v^{m+1} = \frac{1}{1 + \alpha} (u^{n+1/2} - \alpha(2(v^m)^3 - 3(v^m)^2)). \quad (25)$$

Numerically, when the time step τ (so as α) is small enough, iteration (25) converges. Let v^* denote the point v^m converges to. We then set $u^{n+1} = v^*$.

4 Double-well net

In our framework, we solve (9) to learn \mathcal{W} , which contains the parameters in $F(f)$ and the control variables $W(\mathbf{x}, t^n), b(t^n)$ for Model I, or the parameters in $G(u, f, \mathbf{x}, t^n)$ for Model II. To learn $F(f)$ and $G(u, f, \mathbf{x}, t^n)$, we need to assume a general form for them and then learn their weights by solving (9). In this paper, we will use neural networks to represent $F(f)$ and $G(u, f, \mathbf{x}, t^n)$.

The representation theory for neural networks has been an active topic in past decades, see [2, 31, 38, 39, 45, 55, 64, 75, 83]. These works show that when the network size (depending on the width and depth) is sufficiently large, feed-forward neural networks can approximate functions, functionals, or operators with arbitrary accuracy. If the target function has low-dimensional structures, the network size can be reduced to maintain the same accuracy, i.e., the curse of dimensionality is mitigated, see [14, 15, 17, 38, 39, 62] for details.

For image segmentation, many neural networks have demonstrated great performances. In this paper, we adopt the well-known UNet [59] type architecture. In this section, we first introduce a class of UNet architecture. This class is then used to represent $F(f)$ and $G(u, f, \mathbf{x}, t^n)$ in the proposed models.

4.1 UNet class

UNet has an encoder-decoder architecture and is proposed in [59] for medical image segmentation. UNet’s architecture consists of three parts: an encoding part, a decoding part, and a bottleneck part.

- The encoding part consists of several convolutional layers and pooling layers. Given an image f , this part gradually reduces the resolution of the image while increasing the number of channels.
- Following the encoding part, the bottleneck part downsamples the output of the encoding part again, doubles the number of channels, and conducts two convolutional layers. The result is then upsampled and passed to the decoding part.
- The decoding part consists of convolutional layers and upsampling layers. It upsamples the output of the bottleneck part from the coarsest resolution to the original image resolution and gradually reduces the number of channels.
- Besides the three parts mentioned above, there are skip connections between the encoding and decoding parts. For each intermediate resolution, there are two convolutional layers in the encoding part and two in the decoding part. Skip connections pass the output of the layers in the encoding part directly to the corresponding layers of the decoding part.

In UNet, there are five levels of resolutions: four levels for the encoding and decoding part and one level for the bottleneck part. For each resolution, there are two convolutional layers in the encoding and decoding part (or the bottleneck part). Each downsampling operator reduces the resolution of each dimension by half, and each upsampling operator doubles the resolution of each dimension. Every time the intermediate result is downsampled, the number of channels doubles. Every time the intermediate result is upsampled, the number of channels is reduced by half.

Based on the architecture of UNet, we define a more general class in which we have the flexibility to control the number of resolution levels and number of channels. For each resolution level for the encoding and decoding parts, we manually set the number of channels. For the bottleneck part, we double the number of channels of the coarsest resolution level of the encoding and decoding parts. Considering the resolution levels for the encoding and decoding parts in the order from finest to the coarsest, we denote their corresponding number of channels as a vector $\mathbf{c} = [c_1, \dots, c_S]$ for some positive integers $\{c_s\}_{s=1}^S$, where S denotes the number of resolution levels. Every network in this class can be fully characterized by the channel vector \mathbf{c} : given a $\mathbf{c} \in \mathbb{R}^S$, the corresponding network has $S + 1$ resolution levels, c_s channels at resolution level s for $1 \leq s \leq S$, and $2c_S$ channels at resolution level $S + 1$. For an input with dimension $N_1 \times N_2 \times D$, the structure of such a class is illustrated in Figure 1. For the original UNet, it has $\mathbf{c} = [64, 128, 256, 512]$. In our model, we will choose $F(f)$ and $G(u, f, \mathbf{x}, t^n)$ ’s in the UNet class with different \mathbf{c} ’s.

4.2 Double-well net for model (8)

Assume f is an image of size $N_1 \times N_2 \times D$. We approximate $F(f)$ by a UNet class specified by channel vector \mathbf{c} (to be specified in Section 5).

A double-well block I. We next define a double-well block I (DB-I), which represents a step that updates u^n to u^{n+1} . We first computes $u^{n+1/2}$ according to (21) as

$$u^{n+1/2} = u^n - \tau F(f) + \tau \lambda \varepsilon (W_\Delta * u^n) + \tau (W^n * u^n + b^n), \quad (26)$$

where W^n and b^n are convolution kernel and bias in the n -th residual block. To compute u^{n+1} , one can solve the fixed-point iteration (25) until the steady state. However, doing this may cause two problems relating to robustness and efficiency.

For efficiency, deep neural networks are trained using stochastic gradient descent with back-propagation. Several fixed-point iterations already make the training slow. Since all we want is a minimizer of (5), it is not necessary to solve the problem (23) exactly in each step. Another choice to update u^{n+1} is only using few steps of the fixed-point iteration. This choice will make the training more efficient.

For robustness, note that the second fractional step (13) solves (23). The solver of (23) drives $u^{n+1/2}$ towards 1 for $u^{n+1/2} > 0.5$, and drives $u^{n+1/2}$ towards 0 for $u^{n+1/2} < 0.5$. Our numerical experiments show

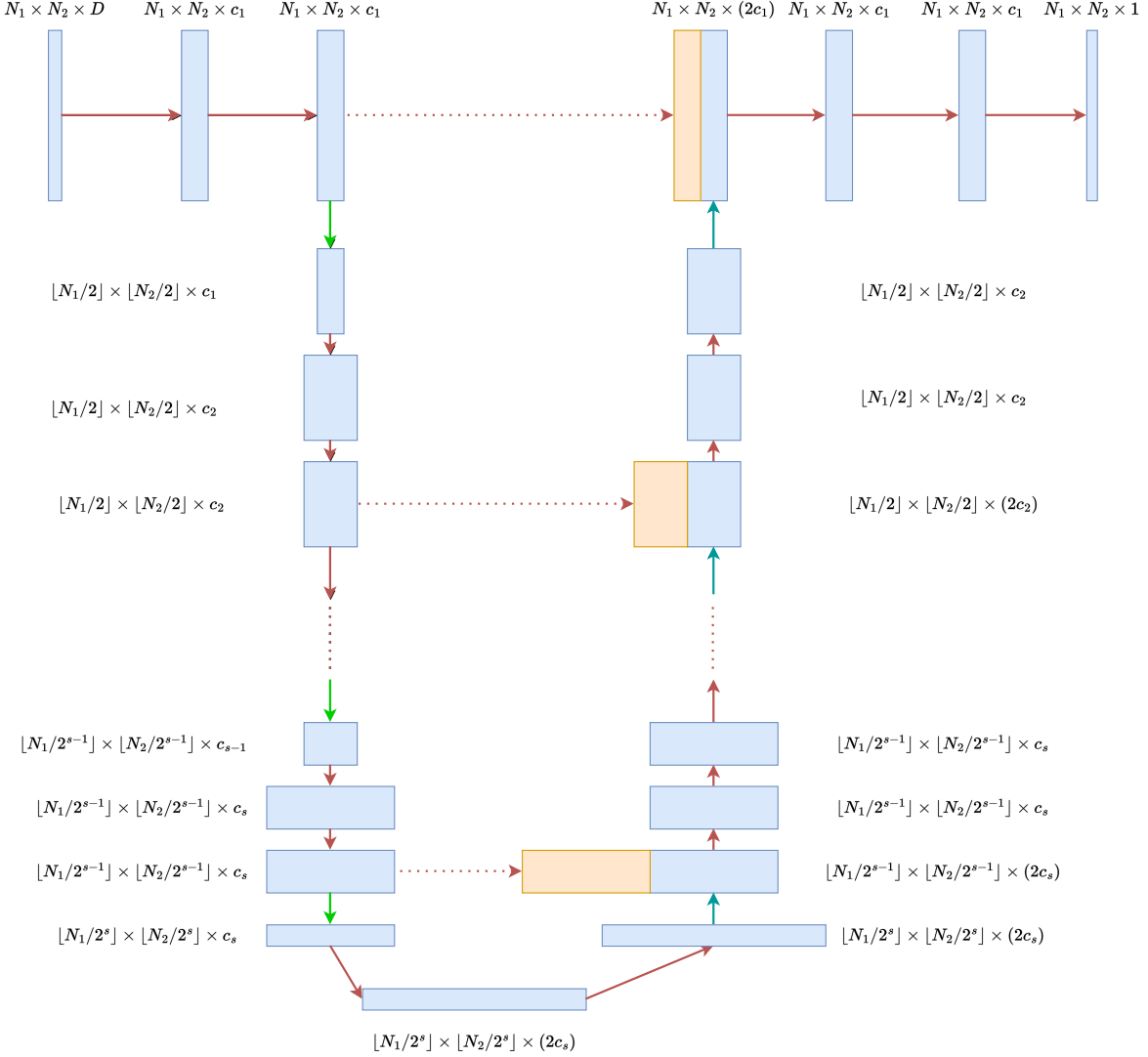


Figure 1: Illustration of UNet type network with input of size $N_1 \times N_2 \times D$. Green arrows represent downsampling operations. Cyan arrows represent upsampling operations. Dashed lines represent skip connections.

that the fixed-point iteration (25) is robust for large time steps when $0 \leq u^{n+1/2} \leq 1$. However, if $u^{n+1/2}$ is larger than 1 or smaller than 0, the fixed-point iteration may diverge. To make the algorithm robust, especially when $u^{n+1/2} > 1$ or $u^{n+1/2} < 0$, one has to use a very small α (recall that $\alpha = 2\tau\lambda/\varepsilon$ is defined in Section 3.5), implying a small time step τ . With few fixed point iterations and a small τ , the updated u^{n+1} and $u^{n+1/2}$ are very close to each other, making the effect of this substep negligible.

To use a relatively large τ while keeping the algorithm stable, we need to restrict $u^{n+1/2}$ in $[0, 1]$. In this paper, we consider two methods to achieve that. In the first method, we use a projection operator to project $u^{n+1/2}$ to $[0, 1]$ before it is passed to the fixed point iteration. For any value a , we project it to $[0, 1]$ by solving

$$\min_{z \in [0, 1]} (z - a)^2.$$

The explicit solution is given by the following projection operator:

$$\text{Proj}_{[0,1]}(a) = \begin{cases} 0 & \text{if } a \leq 0, \\ a & \text{if } 0 < a < 1, \\ 1 & \text{if } a \geq 1. \end{cases}$$

Then $\text{Proj}_{[0,1]}(u^{n+1/2})$ is applied pointwisely and projects (truncates) $u^{n+1/2}$ to $[0, 1]$. Denote the fixed-point iteration with γ iterations by Q_γ . We update u^{n+1} as

$$u^{n+1} = Q_\gamma \circ \text{Proj}_{[0,1]}(u^{n+1/2}).$$

The projection operator outputs a real number in $[0, 1]$ and preserves the relation between $|u^{n+1/2} - 0|$ and $|u^{n+1/2} - 1|$: if $|u^{n+1/2} - 0| < |u^{n+1/2} - 1|$, then $|\text{Proj}_{[0,1]}(u^{n+1/2}) - 0| < |\text{Proj}_{[0,1]}(u^{n+1/2}) - 1|$. In other words, if $u^{n+1/2}$ is closer to 0 than 1, then $\text{Proj}_{[0,1]}(u^{n+1/2})$ is closer to 0 than 1. Applying $\text{Proj}_{[0,1]}(u^{n+1/2})$ before the fixed-point iteration has two benefits: (i) Since the output of $\text{Proj}_{[0,1]}(u^{n+1/2})$ is in $[0, 1]$, we can use a larger time step τ while having a convergent fixed-point iteration. (ii) The relation among $u^{n+1/2}$, 0 and 1 is preserved. We have $Q_\infty(u^{n+1/2}) = Q_\infty \circ \text{Proj}_{[0,1]}(u^{n+1/2})$ when τ is sufficiently small. Note that the projection operator can be realized by a two-layer ReLU network:

$$\text{Proj}_{[0,1]}(a) = \max\{\min\{a, 1\}, 0\} = \text{ReLU}(1 - \text{ReLU}(1 - a)),$$

which does not introduce extra complexity to the network.

The second method considered in this paper is to utilize the sigmoid function defined by:

$$\text{Sig}(a) = \frac{1}{1 + \exp(-a)}.$$

We first compute $\text{Sig}(u^{n+1/2} - 0.5)$. Such an operation outputs a real number in $(0, 1)$ and preserves the relation between $|u^{n+1/2} - 0|$ and $|u^{n+1/2} - 1|$: if $|u^{n+1/2} - 0| < |u^{n+1/2} - 1|$, then $|\text{Sig}(u^{n+1/2} - 0.5) - 0| < |\text{Sig}(u^{n+1/2} - 0.5) - 1|$. In other words, if $u^{n+1/2}$ is closer to 0 than 1, then $\text{Sig}(u^{n+1/2} - 0.5)$ is closer to 0 than 1. Using Sig has the same benefits as using $\text{Proj}_{[0,1]}$ discussed above.

Note that the formula of $u^{n+1/2}$ has a bias term τb^n . In the second method, we can combine the shifting scalar 0.5 with the bias. Therefore, our updating formula for u^{n+1} with Sig is

$$u^{n+1} = Q_\gamma \circ \text{Sig}(u^{n+1/2}). \quad (27)$$

In our numerical experiments, the proposed methods with activation $Q_\gamma \circ \text{Sig}$ work slightly better than that with $Q_\gamma \circ \text{Proj}_{[0,1]}$.

We call the procedure $u^n \rightarrow u^{n+1/2} \rightarrow u^{n+1}$ a DB-I, denoted by B_1^{n+1} , see Figure 2(a) for an illustration with activation $Q_\gamma \circ \text{Sig}$. The B_1^{n+1} contains trainable parameters W^n, b^n . The input for B_1^n includes the output of the previous block u^n , and $F(f)$.

In a DB-I, we have

$$u^{n+1/2} = \widetilde{W}^n * u^n + \widetilde{b}^n \quad (28)$$

with

$$\widetilde{W}^n = I_{\text{id}} + \tau \lambda \epsilon W_\Delta + \tau W^n, \quad \widetilde{b}^n = \tau(b^n - F(f)),$$

where I_{id} denotes the identity kernel so that $I_{\text{id}} * u = u$ for any u . Thus a DB-I is a convolutional layer with weight kernel \widetilde{W}^n , a heavy bias term \widetilde{b}^n , and activation $Q_\gamma \circ \text{Proj}_{[0,1]}$ or $Q_\gamma \circ \text{Sig}$.

Double-well net I. Given an image f , in order to use DB-I's to solve (8), we need an initial condition u^0 . We propose to use a convolutional layer followed by a sigmoid function and fixed point iterations to generate u^0 :

$$u^0 = Q_\gamma \circ \text{Sig}(W^0 * f + b^0). \quad (29)$$

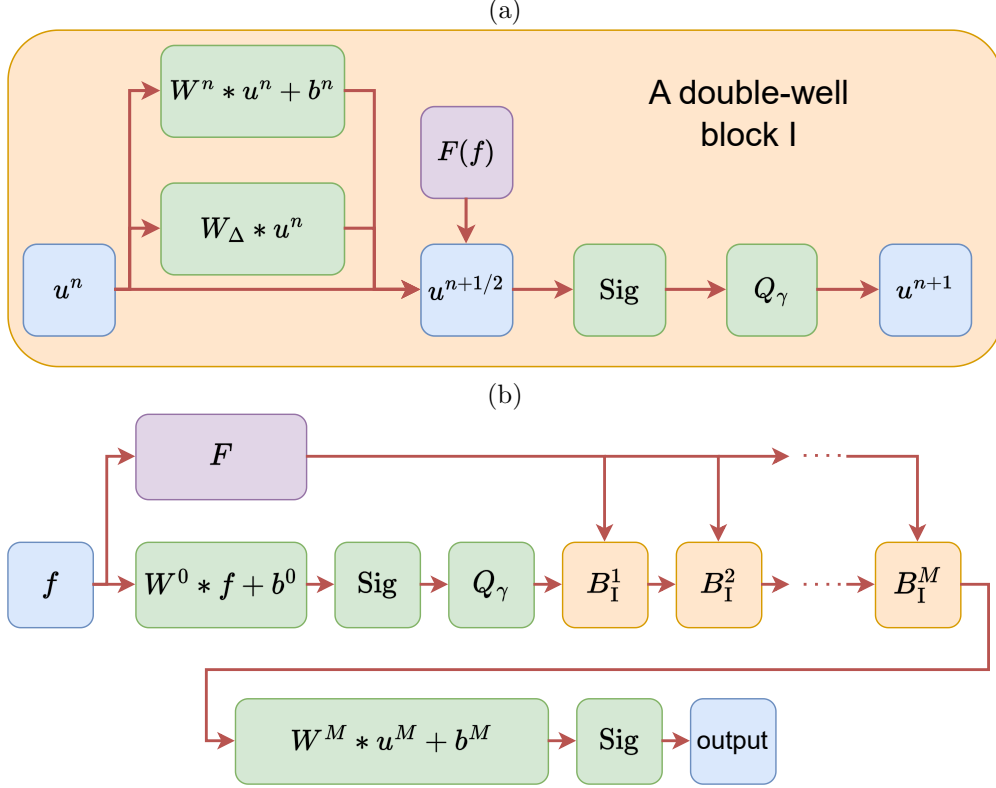


Figure 2: For model (8): (a) An illustration of a double-well block I (DB-I). (b) An illustration of the double-well net I (DN-I).

Since $u^n \in \mathbb{R}^{N_1 \times N_2}$ for any n , we set W^0 as a convolution kernel with one channel. The input image f is also passed to F to compute $F(f)$. Then u^0 is passed through every DB-I sequentially and $F(f)$ is passed to all DB-I's. Assume there are M blocks, and denote the m -th DB-I by B_I^m . After B_I^m , we add a convolution layer followed by a sigmoid function. Denote the kernel and bias in the last convolution layer by W^M and b^M , respectively. The double-well net I (DN-I) is formulated as

$$P_I(f) = \text{Sig}(W^M * (B_I^M(\dots B_I^2(B_I^1(u^0, F(f))), F(f)) \dots, F(f)) + b^M), \quad (30)$$

where u^0 is defined in (29). We illustrate the architecture of DN-I in Figure 2(b).

In general, DN-I is a convolutional neural network (CNN) with $M + 1$ layers. The main differences between DN-I from classical CNN are: (1) DN-I uses a subnetwork $F(f) + b^n$ as bias term in each layer and the subnetwork $F(f)$ are the same across all layers, while existing CNNs only use b^n as bias; (2) for the activation function, DN-I uses $Q_\gamma \circ \text{Sig}$ or $Q_\gamma \circ \text{Proj}_{[0,1]}$, which are derived from the double-well potential, while classical CNN uses ReLU or Sig, which are designed empirically; (3) unlike existing networks, DN-I has a mathematical background: it is an operator-splitting scheme that approximately solves the Potts model.

PottsMGNet [68] is another neural network derived from the Potts model and operator-splitting method. However, the mathematical treatments and splitting strategy of DN-I are different from those of PottsMGNet. For the mathematical treatment of the Potts model, to drive the segmentation function u to be binary, a regularized softmax operator [46] is used in PottsMGNet, leading to the activation function being a sigmoid function. While DN-I uses the double-well potential which leads to the activation function being a fixed point iteration to minimize the potential. In the splitting strategy, inspired by the multigrid method, PottsMGNet uses control variables to represent the region force $F(f)$ at several scales. Thus $F(f)$ evolves over time and is linear in f and u . In DN-I, $F(f)$ is assumed to be a complicated function of f . Inspired by the approximation theory of deep neural networks, it is approximated by a subnetwork. Such an approximation is fixed and independent of time. This subnetwork is used as a heavy bias in each layer of DN-I.

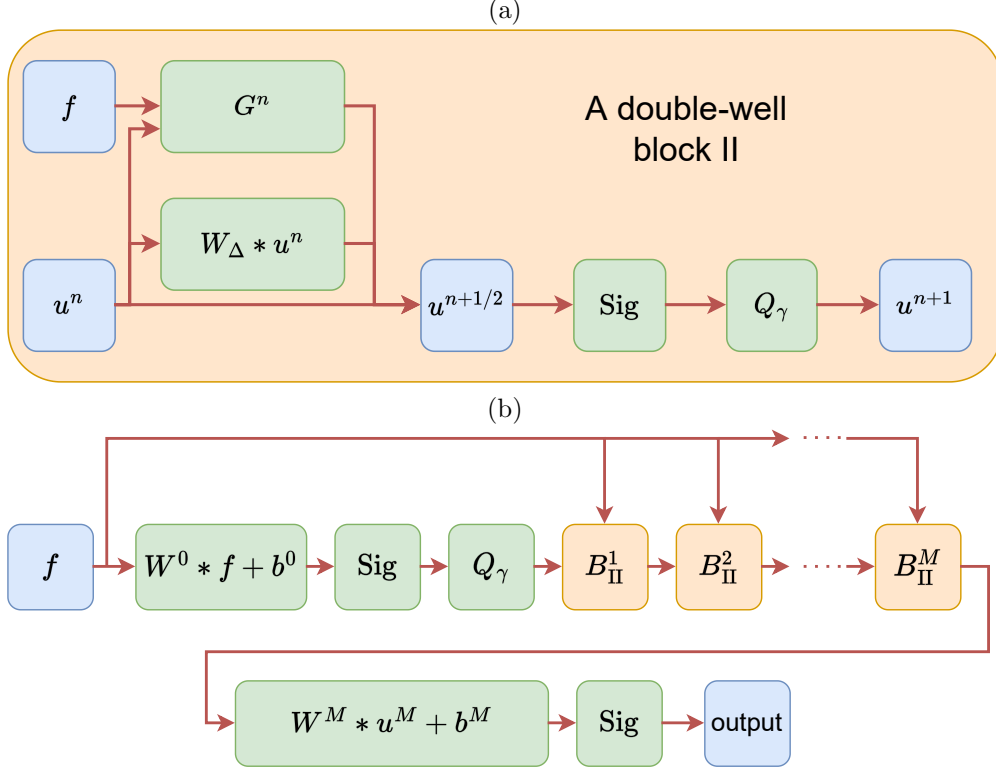


Figure 3: For model (14): (a) An illustration of a double-well block II (DB-II). (b) An illustration of the double-well net II (DN-II).

4.3 Double-well net for model (14)

For each G^n , we use a UNet class specified by channel vector \mathbf{c} (see Section 5 for details).

A Double-well block II. In a Double-well Block II (DB-II), we first compute $u^{n+1/2}$ according to (22), and then apply the (27) to get u^{n+1} . A DB-II with activation $Q_\gamma \circ \text{Sig}$ is visualized in Figure 3(a).

DB-II is different from DB-I in terms of how we treat the UNet class and its dependency on time. In DB-I, the UNet class is contained in the bias term and does not apply any convolution to u^n . This class is independent of t in the whole network, i.e., all blocks share the same UNet class and weight parameters. While in DB-II, the UNet class is an operator directly applied to u^n . In DB-II, the UNet class depends on t , and its weight parameters can be different from block to block.

Double-well net II. For double-well net II (DN-II), we use (29) as an initial condition. Denote the m -th DB-II by B_{II}^m and assume we use M blocks. After B_{II}^M , we add a convolutional layer followed by a sigmoid function. The DN-II is formulated as

$$P_{\text{II}}(f) = \text{Sig}(W^M * (B_{\text{II}}^M(\cdots(B_{\text{II}}^2 \circ B_{\text{II}}^1(u^0, f), f) \cdots, f) + b^M)). \quad (31)$$

An illustration of DN-II is shown in Figure 3(b).

Compared to DN-I, DN-II is more like the classical CNNs, while it still has three differences from existing networks for image segmentation: (1) in DN-II, the input image f is used at each block, instead of only at the beginning of the whole network; (2) For the activation function, DN-II uses $Q_\gamma \circ \text{Sig}$ or $Q_\gamma \circ \text{Proj}_{[0,1]}$, which are derived from the double-well potential, while classical CNN uses ReLU or Sig, which are designed empirically; (3) unlike existing networks, DN-II has a mathematical background: it is an operator-splitting scheme that approximately solves the Potts model. Unlike DN-I, which fixes $F(f)$ over time and assumes $F(f)$ is only a function of the input image f , DN-II combines $F(f)$ and the control variables and represents the combination using a subnetwork which is applied to both f and u and whose parameters evolve over time.

5 Numerical experiments

In this section, we demonstrate the performance of the proposed models by systematic numerical experiments. We consider three datasets: (i) The MARA10K data set [16], which contains 10000 images with pixel-level salient labeling. We resize the images to the size 192×256 and select 2500 images for training and 400 images for testing. (ii) The Extended Complex Scene Saliency Dataset (ECSSD) [63]. ECSSD is a semantic segmentation data set containing 1000 images with complex backgrounds and manually labeled masks. We resize all images to the size 192×256 , using 800 images for training and 200 images for testing. (iii) The Retinal Images vessel Tree Extraction dataset (RITE) [32]. RITE is a dataset for the segmentation and classification of arteries and veins on the retinal fundus. This dataset contains 40 images. We resize all images to the size 256×256 , use 20 images for training and 20 images for testing. We train each model with Adam optimizer and 400 epochs for MARA10K, and 600 epochs for ECSSD and RITE. Without further specification, for model DN-I, we use the UNet class with channels $\mathbf{c} = [128, 128, 128, 128, 256]$, and 10 blocks. We set $\tau = 0.2$. For DN-II, we use the UNet class with channels $\mathbf{c} = [64, 64, 64, 128, 128]$ for each block and 3 blocks. We set $\tau = 0.5$. In both models, without specification, we set $\gamma = 3, \lambda\varepsilon = 1$, and $\alpha = 2\tau\lambda/\varepsilon = 15$. In all experiments, we use DN-I and DN-II to denote the networks with activation $Q_\gamma \circ \text{Sig}$, and use DN-I Proj and DN-II Proj to denote the networks with activation $Q_\gamma \circ \text{Proj}_{[0,1]}$.

We compare the proposed models with state-of-the-art image segmentation networks, including UNet [59], UNet++ [84], MANet [22], and DeepLabV3+ [13]. In our experiments, UNet++, MANet and DeepLabV3+ are implemented using the Segmentation Models Pytorch package [72]. For these models, the final layer is a sigmoid function. Thus, the output is a matrix with elements between 0 and 1. To obtain a binary segmentation result, we use a simple threshold T as

$$T \circ P(f) = \begin{cases} 1 & \text{if } P(f) \geq 0.5, \\ 0 & \text{if } P(f) < 0.5. \end{cases} \quad (32)$$

To measure the similarity between a model prediction and the given mask, we use accuracy and dice score. Given a set of test images $\{f_k\}_{k=1}^K$ of size $N_1 \times N_2$ and their segmentation masks $\{v_k\}_{k=1}^K$, for model P , we define the accuracy as

$$\text{accuracy} = \frac{1}{K} \sum_{k=1}^K \left[\frac{|[T \circ P(f_k)] \cap v_k|}{N_1 N_2} \times 100\% \right] \quad (33)$$

and the dice score as

$$\text{dice} = \frac{1}{K} \sum_{k=1}^K \left[\frac{2|[T \circ P(f_k)] \cap v_k|}{|T \circ P(f_k)| + |v_k|} \right], \quad (34)$$

where $|v|$ denotes the number of nonzero elements of a binary function v , and \cap is the logic ‘and’ operation.

5.1 Comparison with other networks

We first consider MARA10K. The comparison of accuracy and dice score between the proposed models and other networks are presented in Table 1. In terms of performance, both activations $Q_\gamma \circ \text{Sig}$ and $Q_\gamma \circ \text{Proj}_{[0,1]}$ work similarly for DN-I and DN-II. Compared to UNet, the accuracy of the proposed models is 1% higher. Compared to other networks, the proposed models also provide higher accuracy and dice score.

We present some selected segmentation results in Figure 5. In these examples, the proposed models accurately segment the given images. The predicted results are very similar to the given masks, while the other models more or less mistakenly segment some objects or miss some parts.

To measure the complexity of different models, we also present the number of parameters of each model in Table 1. The proposed models have the least number of parameters compared to other models. The number of parameters of the proposed models is less than one-third of that of UNet and MANet, and less than half of that of UNet++ and DeepLabV3+.

We present the evolution of loss, accuracy, and dice score of all models in Figure 4. They are plotted every 20 epochs. In Figure 4(a), we observe that the proposed models can reduce the loss as effectively as

	Accuracy	Dice score	Number of Parameters
DN-I	95.95%	0.9067	9.86M
DN-I Proj	95.95%	0.9059	9.86M
DN-II	95.93%	0.9067	9.21M
DN-II Proj	95.68%	0.9003	9.21M
UNet	94.74%	0.8758	31.04M
UNet++	95.66%	0.8992	26.08M
MANet	95.33%	0.8936	31.78M
DeepLabV3+	95.41%	0.8937	22.44M

Table 1: Comparison of the accuracy, dice score, and number of parameters of DN-I and DN-II with UNet, UNet++, MANet, and DeepLabV3+ on MARA10K. Here DN-I and DN-II denote the proposed networks with activation $Q_\gamma \circ \text{Sig}$, and DN-I Proj and DN-II Proj denote the proposed networks with activation $Q_\gamma \circ \text{Proj}_{[0,1]}$.

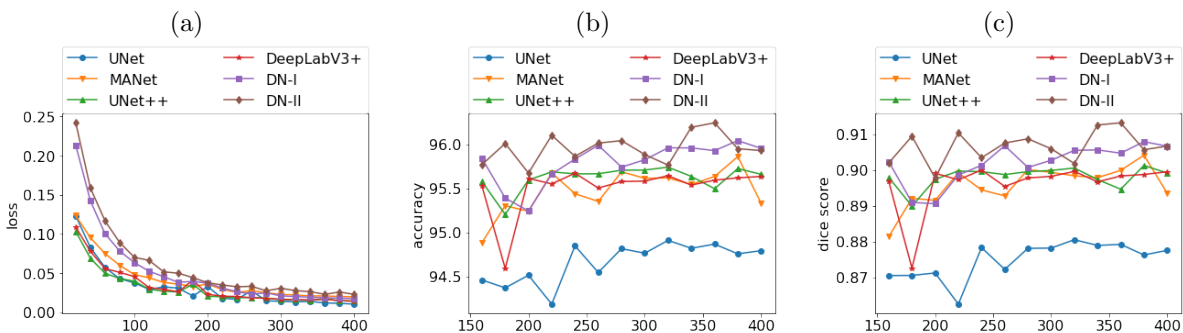


Figure 4: Comparison of the histories of (a) training loss, (b) accuracy and (c) dice score of DN-I and DN-II with UNet, UNet++, MANet, and DeepLabV3+ on MARA10K.

other models. Figures 4(b) and (c) show that for most of the time during training, the proposed models consistently give the highest accuracy and dice score.

We next consider ECSSD and RITE. The comparisons of DN-I and DN-II with other networks are shown in Table 2. For RITE, because the targets are vessels that are very thin, a smaller weight for the length penalty term should be used. We set $\lambda\varepsilon = 0.25$ for both DN-I and DN-II, $\lambda\varepsilon = 0.025$ for DN-I Proj, and $\lambda\varepsilon = 0.05$ for DN-II Proj. For ECSSD and RITE, both DN-I and DN-II outperform other networks, with DN-I Proj providing the highest accuracy and dice score for ECSSD and DN-II providing the highest accuracy and dice score for RITE. The comparison of some selected segmentation results is shown in Figure 6. For ECSSD, DN-I and DN-II can successfully segment the target with smooth boundaries, while other networks either fail to segment the target or have noise in the results. For RITE, DN-I and DN-II provide clear main branches of vessels, while results by other networks contain scattered noise.

5.2 Effects of hyper-parameters of DN-I

We explore the effects of hyper-parameters of DN-I using MARA10K. Except for the weight parameters in the neural network, DN-I has several hyper-parameters: the number of blocks M , the feature structures in each block, the time step τ , the coefficient of diffusion λ , and the number of iterations of the fixed point iteration γ . In this subsection, we fix the feature structures as $[128, 128, 128, 128, 256]$ and explore the effects of other hyper parameters. For better visualization of the comparison, we present results from the 200th to 400th epoch. The accuracy, dice score, and loss are plotted every 20 epochs.

For the number of blocks, we set $\tau = 0.2$, $\lambda\varepsilon = 1$, $\gamma = 3$ and test $M = 1, 10, 40$. For a fixed F , the number of blocks corresponds to the number of iterations (time stepping) in the operator-splitting algorithm. The comparisons of the accuracy and dice score are shown in Figure 7. We observe that DN-I with $M = 10$ provides the best results. Note that adding additional blocks only slightly increases the number of parameters




Figure 5: Segmentation examples in the comparison of DN-I and DN-II with UNet, UNet++, MANet, and DeepLabV3+ on MARA10K.

of DN-I (the number of parameters in the models in Figure 7 are all around 9.86M), but significantly increases the model complexity. When M is too small, the model is too simple and cannot accomplish the segmentation

	ECSSD		RITE	
	Accuracy	Dice Score	Accuracy	Dice Score
DN-I	91.33%	0.8063	95.78%	0.7174
DN-I Proj	91.47%	0.8084	95.06%	0.6809
DN-II	91.17%	0.8056	96.06%	0.7368
DN-II Proj	90.74%	0.7945	95.89%	0.7145
UNet	90.94%	0.7941	95.00%	0.6760
UNet++	88.00%	0.7305	95.00%	0.6734
MANet	89.40%	0.7575	94.94%	0.6602
DeepLabV3+	89.17%	0.7571	93.19%	0.5209

Table 2: Comparison of the accuracy and dice score of DN-I and DN-II with UNet, UNet++, MANet, and DeepLabV3+ on ECSSD and RITE. Here DN-I and DN-II denote the proposed networks with activation $Q_\gamma \circ \text{Sig}$, and DN-I Proj and DN-II Proj denote the proposed networks with activation $Q_\gamma \circ \text{Proj}_{[0,1]}$.

task well. But a too-large M makes the model too complicated so that it can easily get stuck at a local minimizer during training. This test implies that as long as F is sufficiently good, a few operator-splitting iterations are enough to accomplish the segmentation task.

We then set $M = 10$, $\lambda\varepsilon = 1$, $\gamma = 3$, and test $\tau = 0.02, 0.2$ and 2 . The results are shown in Figure 8. In our model, τ corresponds to the time step in the operator-splitting algorithm. In numerical methods, small τ makes the solution evolve very slowly, and large τ may make the algorithm unstable. This phenomenon is observed in Figure 8. Too small or too large τ leads to slower decay of the loss and less accurate results.

The next test is for the number of fixed-point iterations. We fix $M = 10$, $\tau = 0.2$, $\lambda\varepsilon = 1$ and test $\gamma = 0, 3, 7$. The results are shown in Figure 9. The number of fixed point iterations determines how well the result after each iteration approximates the binary function, i.e., the function value is either 0 or 1. Larger γ gives a better approximation and thus a better approximation of the Potts model. In Figure 9, too small γ makes the results worse, validating our argument. When γ is too large, like 7, the result also gets worse. That is because each fixed point iteration is not a simple function. If γ is too large, the operator, in general, gets very complicated, making training the network more difficult.

In the last test, we study the effect of the diffusion coefficient λ . In this test, we set $M = 10$, $\tau = 0.2$, $\gamma = 3$ and test $\lambda\varepsilon = 0.05, 1$ and 7.5 . The results are shown in Figure 10. Although the diffusion operator is a linear operator which can be absorbed by W^n in each iteration, Figure 10 suggests that explicitly adding this diffusion operator with a proper coefficient improves the result.

5.3 Effects of hyper-parameters of DN-II

Similar to DN-I, DN-II has hyper-parameters: the number of blocks M , the feature structures in each block, the time step τ , the coefficient of diffusion λ , and the number of iterations of the fixed point iteration γ . We fix the feature structures as $[64, 64, 64, 128, 128]$ and explore the effects of other hyper-parameters. In this subsection, for better visualization of the comparisons, we present results from the 100th to 400th epoch. The accuracy, dice score, and loss are plotted every 20 epochs.

For the number of blocks, we set $\tau = 0.5$, $\lambda\varepsilon = 1$, $\gamma = 3$, and test $M = 1, 3, 5$. The number of blocks corresponds to the number of iterations in the operator-splitting algorithm. In DN-II, since every block is a UNet class but with different weight parameters, the number of weight parameters scales almost linearly with M . For $M = 1, 3, 5$, the number of parameters of the corresponding model is 3.07M, 9.21M, and 15.36M. The comparison of the accuracy, dice score, and training loss are shown in Figure 11. We observe that the model with $M = 3$ gives the highest accuracy. We think it is because we need a sufficient large number of parameters so that the model can learn a good approximate solver of the Potts model. When $M = 1$, the number of parameters is too small, while when $M = 5$, the increased number of parameters makes the model more complicated and more difficult to train.

We then set $M = 3$, $\lambda\varepsilon = 1$, $\gamma = 3$ and test $\tau = 0.1, 0.5$ and 1 . The results are shown in Figure 12. Similar to our observations for DN-I, too small or too large τ leads to less accurate results.

The next test is for the number of fixed-point iterations. We fix $M = 3$, $\tau = 0.5$, $\lambda\varepsilon = 1$ and test

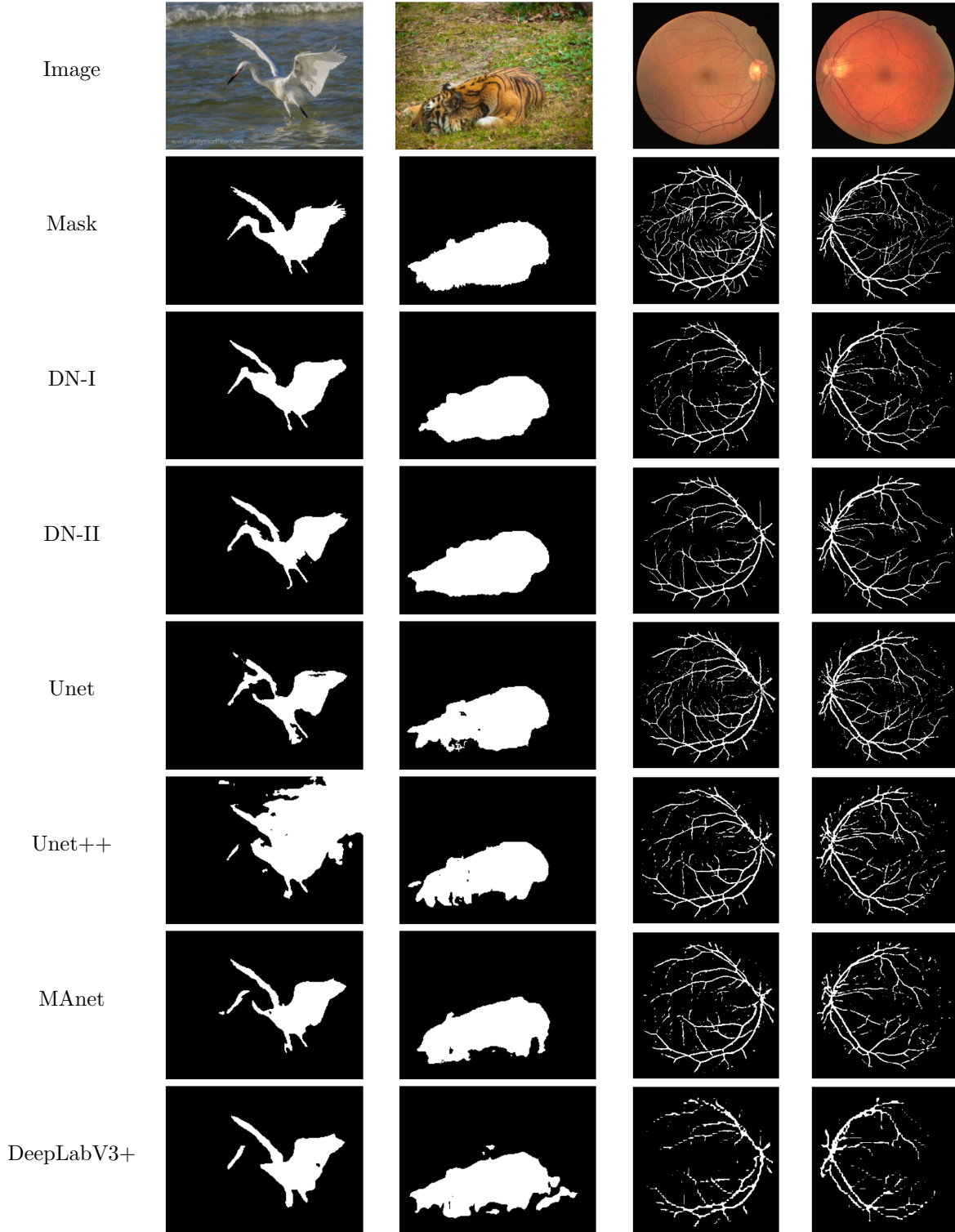


Figure 6: Comparison between the proposed models and Unet, Unet++, MAnet, and DeepLabV3+ on ECSSD (the first two columns) and RITE (the last two columns).

$\gamma = 1, 3, 5$. The results are shown in Figure 13. Our observation is similar to that of DN-I. The model with $\gamma = 3$ gives the best result.

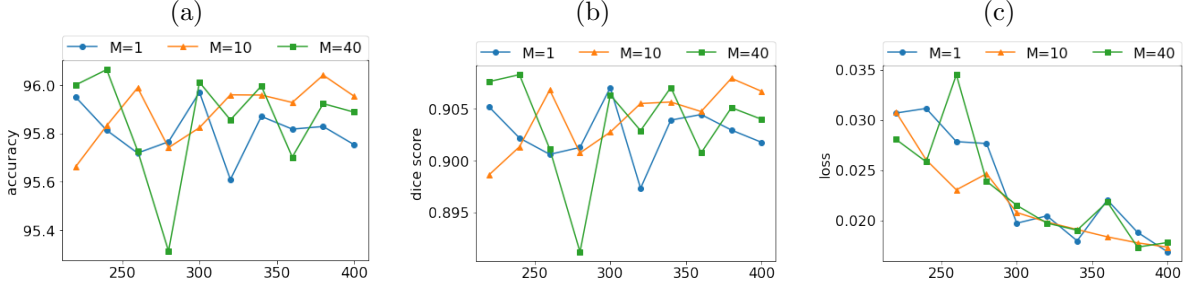


Figure 7: Effect of the number of blocks M for DN-I.

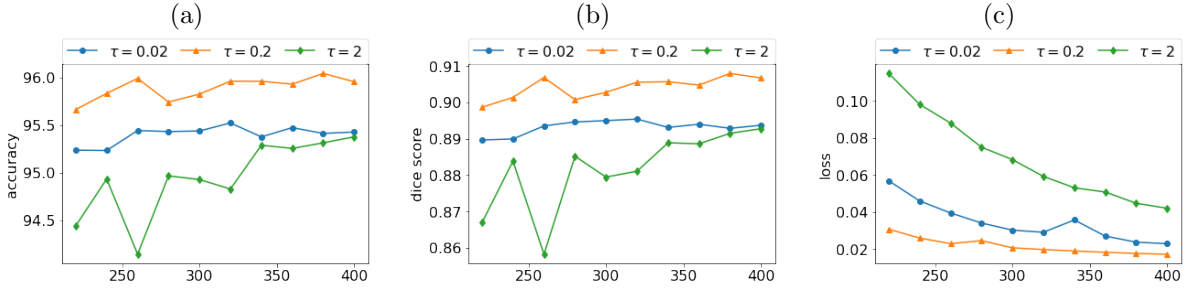


Figure 8: Effect of the time step τ for DN-I.

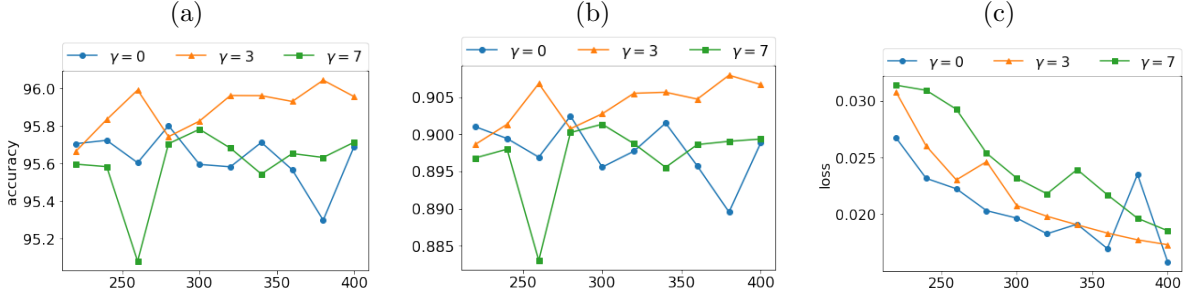


Figure 9: Effect of the number of fixed point iteration γ for DN-I.

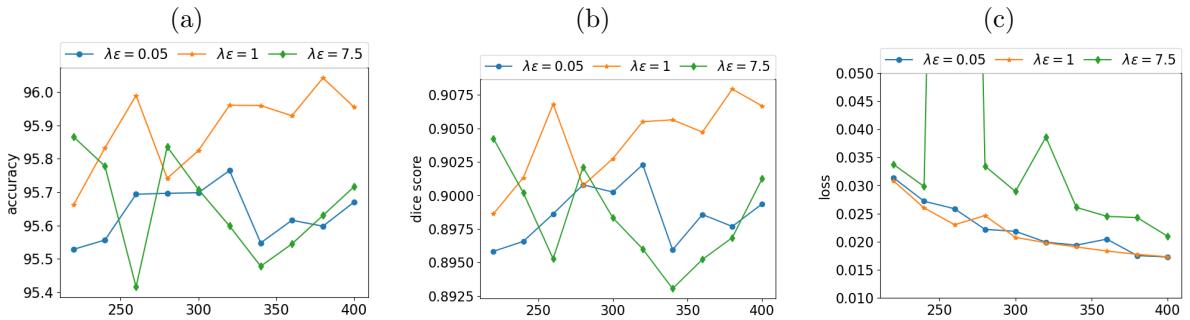


Figure 10: Effect of the number of the diffusion coefficient λ for DN-I.

In the last test, we study the effect of the diffusion coefficient λ . In this test, we set $M = 3, \tau = 0.5, \gamma = 3$ and test $\lambda\epsilon = 0.02, 1$ and 4 . The results are shown in Figure 14. Again, Figure 14 suggests that explicitly adding this diffusion operator with a proper coefficient improves the result.

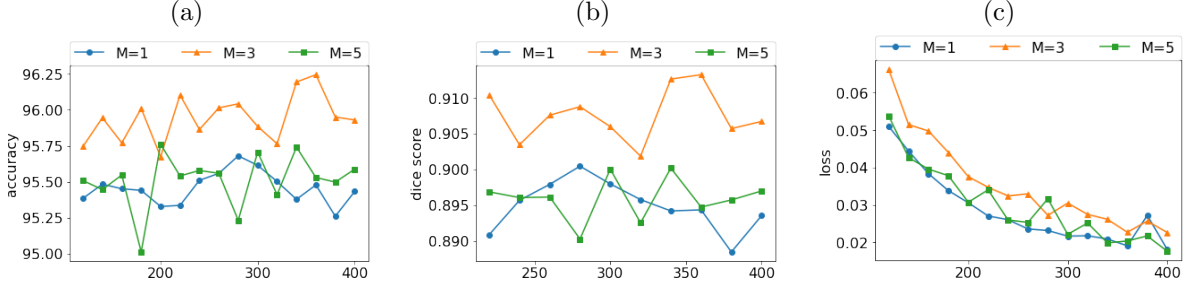


Figure 11: Effect of the number of blocks M for DN-II.

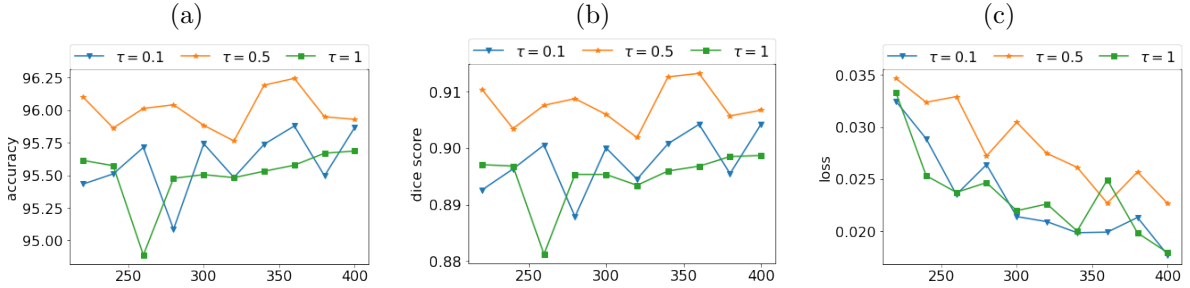


Figure 12: Effect of the time step τ for DN-II.

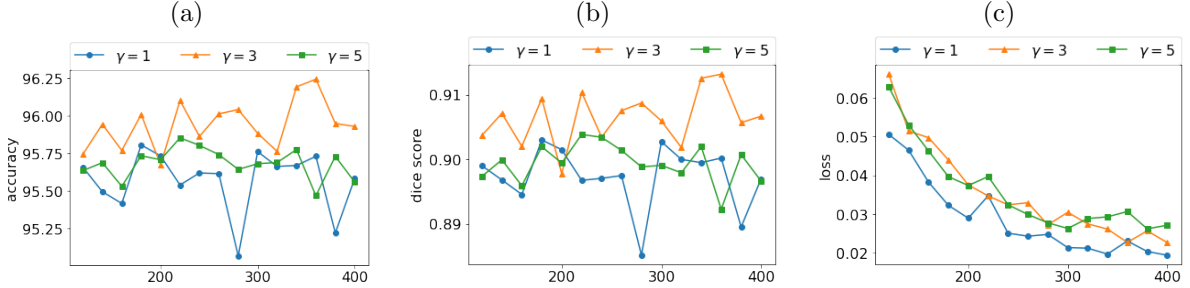


Figure 13: Effect of the number of fixed point iteration γ for DN-II.

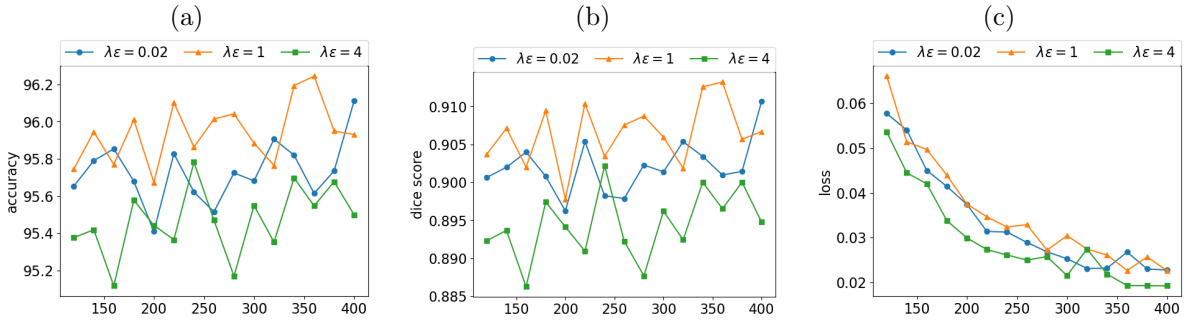


Figure 14: Effect of the diffusion coefficient λ for DN-II.

6 Conclusion

In this paper, we propose two models for image segmentation, Double-well Net I and Double-well Net II, which are based on the Potts model, network approximation theory and operator-splitting methods. Starting from

the Potts model, we approximate it using a double-well potential and then propose two control problems to find its minimizer. The control problems are time discretized by operator splitting methods whose structures are similar to the building block of neural networks. We then define a UNet class to represent some operators in the operator-splitting methods which together with control variables are trained from data, leading to DN-I and DN-II. DN-I and DN-II consist of several blocks, each of which corresponds to a one-time stepping of the operator-splitting schemes. All blocks use an activation that is a fixed-point iteration to minimize a double-well potential with some regularization. Both networks have a mathematical explanation: they are operator-splitting methods to approximately solve the Potts model, which provide a new perspective for network design. The proposed models also bridge the MBO scheme with deep neural networks. Systematic numerical experiments are conducted to study the performance of the proposed models. Compared to state-of-the-art networks, the proposed models provide higher accuracy and dice scores with a much smaller number of parameters.

References

- [1] E. Bae, X.-C. Tai, and W. Zhu. Augmented lagrangian method for an euler’s elastica based segmentation model that promotes convex contours. *Inverse Problems & Imaging*, 11(1), 2017.
- [2] A. R. Barron. Universal approximation bounds for superpositions of a sigmoidal function. *IEEE Transactions on Information Theory*, 39(3):930–945, 1993.
- [3] M. Benning, E. Celledoni, M. J. Ehrhardt, B. Owren, and C.-B. Schönlieb. Deep learning as optimal control problems: Models and numerical methods. *Journal of Computational Dynamics*, 6(2):171–198, 2019.
- [4] A. Bonito, A. Caboussat, and M. Picasso. Operator splitting algorithms for free surface flows: Application to extrusion processes. In *Splitting Methods in Communication, Imaging, Science, and Engineering*, pages 677–729. Springer, 2017.
- [5] Y. Boykov, O. Veksler, and R. Zabih. Fast approximate energy minimization via graph cuts. *IEEE Transactions on Pattern Analysis and Machine Intelligence*, 23(11):1222–1239, 2001.
- [6] M. Bukač, S. Čanić, R. Glowinski, J. Tambača, and A. Quaini. Fluid–structure interaction in blood flow capturing non-zero longitudinal structure displacement. *Journal of Computational Physics*, 235:515–541, 2013.
- [7] X. Cai, R. Chan, and T. Zeng. A two-stage image segmentation method using a convex variant of the Mumford–Shah model and thresholding. *SIAM Journal on Imaging Sciences*, 6(1):368–390, 2013.
- [8] V. Caselles, R. Kimmel, and G. Sapiro. Geodesic active contours. *International Journal of Computer Vision*, 22(1):61, 1997.
- [9] A. Chambolle and T. Pock. A first-order primal-dual algorithm for convex problems with applications to imaging. *Journal of Mathematical Imaging and Vision*, 40(1):120–145, 2011.
- [10] T. Chan and W. Zhu. Level set based shape prior segmentation. In *2005 IEEE Computer Society Conference on Computer Vision and Pattern Recognition (CVPR’05)*, volume 2, pages 1164–1170. IEEE, 2005.
- [11] T. F. Chan, S. Esedoglu, and M. Nikolova. Algorithms for finding global minimizers of image segmentation and denoising models. *SIAM Journal on Applied Mathematics*, 66(5):1632–1648, 2006.
- [12] T. F. Chan and L. A. Vese. Active contours without edges. *IEEE Transactions on Image Processing*, 10(2):266–277, 2001.
- [13] L.-C. Chen, Y. Zhu, G. Papandreou, F. Schroff, and H. Adam. Encoder-decoder with atrous separable convolution for semantic image segmentation. In *Proceedings of the European Conference on Computer Vision (ECCV)*, pages 801–818, 2018.

- [14] M. Chen, H. Jiang, W. Liao, and T. Zhao. Efficient approximation of deep relu networks for functions on low dimensional manifolds. *Advances in Neural Information Processing Systems*, 32, 2019.
- [15] M. Chen, H. Jiang, W. Liao, and T. Zhao. Nonparametric regression on low-dimensional manifolds using deep ReLU networks: Function approximation and statistical recovery. *Information and Inference: A Journal of the IMA*, 11(4):1203–1253, 2022.
- [16] M.-M. Cheng, N. J. Mitra, X. Huang, P. H. Torr, and S.-M. Hu. Global contrast based salient region detection. *IEEE Transactions on Pattern Analysis and Machine Intelligence*, 37(3):569–582, 2014.
- [17] C. K. Chui and H. N. Mhaskar. Deep nets for local manifold learning. *Frontiers in Applied Mathematics and Statistics*, 4:12, 2018.
- [18] L.-J. Deng, R. Glowinski, and X.-C. Tai. A new operator splitting method for the euler elastica model for image smoothing. *SIAM Journal on Imaging Sciences*, 12(2):1190–1230, 2019.
- [19] Y. Duan, Q. Zhong, X.-C. Tai, and R. Glowinski. A fast operator-splitting method for beltrami color image denoising. *Journal of Scientific Computing*, 92(3):89, 2022.
- [20] K. Elamvazhuthi, B. Ghahsifard, A. L. Bertozzi, and S. Osher. Neural ode control for trajectory approximation of continuity equation. *IEEE Control Systems Letters*, 6:3152–3157, 2022.
- [21] S. Esedog and Y.-H. R. Tsai. Threshold dynamics for the piecewise constant mumford–shah functional. *Journal of Computational Physics*, 211(1):367–384, 2006.
- [22] T. Fan, G. Wang, Y. Li, and H. Wang. MN-Net: A multi-scale attention network for liver and tumor segmentation. *IEEE Access*, 8:179656–179665, 2020.
- [23] C. Garcia-Cardona, E. Merkurjev, A. L. Bertozzi, A. Flenner, and A. G. Percus. Multiclass data segmentation using diffuse interface methods on graphs. *IEEE transactions on pattern analysis and machine intelligence*, 36(8):1600–1613, 2014.
- [24] R. Glowinski, S. Leung, and J. Qian. A penalization-regularization-operator splitting method for eikonal based traveltime tomography. *SIAM Journal on Imaging Sciences*, 8(2):1263–1292, 2015.
- [25] R. Glowinski, H. Liu, S. Leung, and J. Qian. A finite element/operator-splitting method for the numerical solution of the two dimensional elliptic monge–ampère equation. *Journal of Scientific Computing*, 79:1–47, 2019.
- [26] R. Glowinski, S. J. Osher, and W. Yin. *Splitting Methods in Communication, Imaging, Science, and Engineering*. Springer, 2017.
- [27] R. Glowinski, T.-W. Pan, and X.-C. Tai. Some facts about operator-splitting and alternating direction methods. *Splitting Methods in Communication, Imaging, Science, and Engineering*, pages 19–94, 2016.
- [28] E. Haber and L. Ruthotto. Stable architectures for deep neural networks. *Inverse Problems*, 34(1):014004, 2017.
- [29] J. He and J. Xu. MgNet: A unified framework of multigrid and convolutional neural network. *Science China Mathematics*, 62:1331–1354, 2019.
- [30] Y. He, S. H. Kang, and H. Liu. Curvature regularized surface reconstruction from point clouds. *SIAM Journal on Imaging Sciences*, 13(4):1834–1859, 2020.
- [31] S. Hon and H. Yang. Simultaneous neural network approximation for smooth functions. *Neural Networks*, 154:152–164, 2022.
- [32] Q. Hu, M. D. Abramoff, and M. K. Garvin. Automated separation of binary overlapping trees in low-contrast color retinal images. In *Medical Image Computing and Computer-Assisted Intervention–MICCAI 2013: 16th International Conference, Nagoya, Japan, September 22–26, 2013, Proceedings, Part II 16*, pages 436–443. Springer, 2013.

- [33] M. Kass, A. Witkin, and D. Terzopoulos. Snakes: Active contour models. *International Journal of Computer Vision*, 1(4):321–331, 1988.
- [34] Y. Lan, Z. Li, J. Sun, and Y. Xiang. Dosnet as a non-black-box pde solver: When deep learning meets operator splitting. *Journal of Computational Physics*, 491:112343, 2023.
- [35] J. Li, B. Cheng, Y. Chen, G. Gao, and T. Zeng. EWT: Efficient wavelet-transformer for single image denoising. *arXiv preprint arXiv:2304.06274*, 2023.
- [36] X. Li, X. Yang, and T. Zeng. A three-stage variational image segmentation framework incorporating intensity inhomogeneity information. *SIAM Journal on Imaging Sciences*, 13(3):1692–1715, 2020.
- [37] Y. Li, J. Hu, G. Ni, and T. Zeng. Deep CNN denoiser prior for blurred images restoration with multiplicative noise. *Inverse Problems and Imaging*, 17(3):726–745, 2023.
- [38] H. Liu, M. Chen, S. Er, W. Liao, T. Zhang, and T. Zhao. Benefits of overparameterized convolutional residual networks: Function approximation under smoothness constraint. In *International Conference on Machine Learning*, pages 13669–13703. PMLR, 2022.
- [39] H. Liu, M. Chen, T. Zhao, and W. Liao. Besov function approximation and binary classification on low-dimensional manifolds using convolutional residual networks. In *International Conference on Machine Learning*, pages 6770–6780. PMLR, 2021.
- [40] H. Liu, R. Glowinski, S. Leung, and J. Qian. A finite element/operator-splitting method for the numerical solution of the three dimensional Monge–Ampère equation. *Journal of Scientific Computing*, 81:2271–2302, 2019.
- [41] H. Liu, X.-C. Tai, and R. Chan. Connections between operator-splitting methods and deep neural networks with applications in image segmentation. *Annals of Applied Mathematics*, 39(4):406–428, 2023.
- [42] H. Liu, X.-C. Tai, R. Kimmel, and R. Glowinski. A color elastica model for vector-valued image regularization. *SIAM Journal on Imaging Sciences*, 14(2):717–748, 2021.
- [43] H. Liu, X.-C. Tai, R. Kimmel, and R. Glowinski. Elastica models for color image regularization. *SIAM Journal on Imaging Sciences*, 16(1):461–500, 2023.
- [44] H. Liu and D. Wang. Fast operator splitting methods for obstacle problems. *Journal of Computational Physics*, page 111941, 2023.
- [45] H. Liu, H. Yang, M. Chen, T. Zhao, and W. Liao. Deep nonparametric estimation of operators between infinite dimensional spaces. *arXiv preprint arXiv:2201.00217*, 2022.
- [46] J. Liu, X. Wang, and X.-C. Tai. Deep convolutional neural networks with spatial regularization, volume and star-shape priors for image segmentation. *Journal of Mathematical Imaging and Vision*, 64(6):625–645, 2022.
- [47] E. Merkurjev, E. Bae, A. L. Bertozzi, and X.-C. Tai. Global binary optimization on graphs for classification of high-dimensional data. *Journal of Mathematical Imaging and Vision*, 52(3):414–435, 2015.
- [48] E. Merkurjev, T. Kostic, and A. L. Bertozzi. An mbo scheme on graphs for classification and image processing. *SIAM Journal on Imaging Sciences*, 6(4):1903–1930, 2013.
- [49] B. Merriman, J. K. Bence, and S. J. Osher. Motion of multiple junctions: A level set approach. *Journal of computational physics*, 112(2):334–363, 1994.
- [50] L. Modica. Un esempio di γ -convergenza. *Boll. Un. Mat. Ital. B*, 14:285–299, 1977.
- [51] L. Modica. The gradient theory of phase transitions and the minimal interface criterion. *Archive for Rational Mechanics and Analysis*, 98:123–142, 1987.

- [52] D. B. Mumford and J. Shah. Optimal approximations by piecewise smooth functions and associated variational problems. *Communications on Pure and Applied Mathematics*, 1989.
- [53] T. Nguyen, M. Pham, T. Nguyen, K. Nguyen, S. Osher, and N. Ho. Fourierformer: Transformer meets generalized fourier integral theorem. *Advances in Neural Information Processing Systems*, 35:29319–29335, 2022.
- [54] D. Onken, L. Nurbekyan, X. Li, S. W. Fung, S. Osher, and L. Ruthotto. A neural network approach for high-dimensional optimal control applied to multiagent path finding. *IEEE Transactions on Control Systems Technology*, 31(1):235–251, 2022.
- [55] K. Oono and T. Suzuki. Approximation and non-parametric estimation of ResNet-type convolutional neural networks. In *International Conference on Machine Learning*, pages 4922–4931. PMLR, 2019.
- [56] S. Osher and J. A. Sethian. Fronts propagating with curvature-dependent speed: Algorithms based on Hamilton-Jacobi formulations. *Journal of Computational Physics*, 79(1):12–49, 1988.
- [57] T. Pock, A. Chambolle, D. Cremers, and H. Bischof. A convex relaxation approach for computing minimal partitions. In *2009 IEEE Conference on Computer Vision and Pattern Recognition*, pages 810–817. IEEE, 2009.
- [58] R. B. Potts. Some generalized order-disorder transformations. In *Mathematical Proceedings of the Cambridge Philosophical Society*, volume 48, pages 106–109. Cambridge University Press, 1952.
- [59] O. Ronneberger, P. Fischer, and T. Brox. U-net: Convolutional networks for biomedical image segmentation. In *International Conference on Medical Image Computing and Computer-assisted Intervention*, pages 234–241. Springer, 2015.
- [60] D. Ruiz-Balet and E. Zuazua. Neural ode control for classification, approximation, and transport. *SIAM Review*, 65(3):735–773, 2023.
- [61] L. Ruthotto and E. Haber. Deep neural networks motivated by partial differential equations. *Journal of Mathematical Imaging and Vision*, 62:352–364, 2020.
- [62] Z. Shen, H. Yang, and S. Zhang. Deep network approximation characterized by number of neurons. *arXiv preprint arXiv:1906.05497*, 2019.
- [63] J. Shi, Q. Yan, L. Xu, and J. Jia. Hierarchical image saliency detection on extended CSSD. *IEEE Transactions on Pattern Analysis and Machine Intelligence*, 38(4):717–729, 2015.
- [64] L. Song, Y. Liu, J. Fan, and D.-X. Zhou. Approximation of smooth functionals using deep ReLU networks. *Neural Networks*, 166:424–436, 2023.
- [65] H. Sun, X.-C. Tai, and J. Yuan. Efficient and convergent preconditioned ADMM for the Potts models. *SIAM Journal on Scientific Computing*, 43(2):B455–B478, 2021.
- [66] X.-C. Tai, O. Christiansen, P. Lin, and I. Skjælaaen. Image segmentation using some piecewise constant level set methods with mbo type of projection. *International Journal of Computer Vision*, 73:61–76, 2007.
- [67] X.-C. Tai, L. Li, and E. Bae. The potts model with different piecewise constant representations and fast algorithms: a survey. *Handbook of Mathematical Models and Algorithms in Computer Vision and Imaging: Mathematical Imaging and Vision*, pages 1–41, 2021.
- [68] X.-C. Tai, H. Liu, and R. Chan. PottsMGNet: A mathematical explanation of encoder-decoder based neural networks. *arXiv preprint arXiv:2307.09039*, 2023.
- [69] Y. Van Gennip, A. L. Bertozzi, et al. γ -convergence of graph ginzburg-landau functionals. *Adv. Differential Equations*, 17(11-12):1115–1180, 2012.

- [70] K. Wei, K. Yin, X.-C. Tai, and T. F. Chan. New region force for variational models in image segmentation and high dimensional data clustering. *Annals of Mathematical Sciences and Applications*, 3(1):255–286, 2018.
- [71] E. Weinan. A proposal on machine learning via dynamical systems. *Communications in Mathematics and Statistics*, 1(5):1–11, 2017.
- [72] P. Yakubovskiy. Segmentation models pytorch. https://github.com/qubvel/segmentation_models.pytorch, 2020.
- [73] S. Yan, X.-C. Tai, J. Liu, and H.-Y. Huang. Convexity shape prior for level set-based image segmentation method. *IEEE Transactions on Image Processing*, 29:7141–7152, 2020.
- [74] D. Yang and J. Sun. BM3D-Net: A convolutional neural network for transform-domain collaborative filtering. *IEEE Signal Processing Letters*, 25(1):55–59, 2017.
- [75] D. Yarotsky. Error bounds for approximations with deep ReLU networks. *Neural Networks*, 94:103–114, 2017.
- [76] M. Yashtini and S. H. Kang. A fast relaxed normal two split method and an effective weighted TV approach for Euler’s elastica image inpainting. *SIAM Journal on Imaging Sciences*, 9(4):1552–1581, 2016.
- [77] K. Yin and X.-C. Tai. An effective region force for some variational models for learning and clustering. *Journal of Scientific Computing*, 74(1):175–196, 2018.
- [78] J. Yuan, E. Bae, and X.-C. Tai. A study on continuous max-flow and min-cut approaches. In *2010 IEEE Computer Society Conference on Computer Vision and Pattern Recognition*, pages 2217–2224. IEEE, 2010.
- [79] J. Yuan, E. Bae, X.-C. Tai, and Y. Boykov. A spatially continuous max-flow and min-cut framework for binary labeling problems. *Numerische Mathematik*, 126:559–587, 2014.
- [80] D. Zhang and L. M. Lui. Topology-preserving 3D image segmentation based on hyperelastic regularization. *Journal of Scientific Computing*, 87(3):74, 2021.
- [81] D. Zhang, X.-C. Tai, and L. M. Lui. Topology-and convexity-preserving image segmentation based on image registration. *Applied Mathematical Modelling*, 100:218–239, 2021.
- [82] K. Zhang, W. Zuo, Y. Chen, D. Meng, and L. Zhang. Beyond a Gaussian denoiser: Residual learning of deep cnn for image denoising. *IEEE Transactions on Image Processing*, 26(7):3142–3155, 2017.
- [83] D.-X. Zhou. Universality of deep convolutional neural networks. *Applied and Computational Harmonic Analysis*, 48(2):787–794, 2020.
- [84] Z. Zhou, M. M. Rahman Siddiquee, N. Tajbakhsh, and J. Liang. Unet++: A nested u-net architecture for medical image segmentation. In *Deep Learning in Medical Image Analysis and Multimodal Learning for Clinical Decision Support*, pages 3–11. Springer, 2018.