

RAGTruth: A Hallucination Corpus for Developing Trustworthy Retrieval-Augmented Language Models

Yuanhao Wu¹, Juno Zhu¹, Siliang Xu¹, Kashun Shum¹, Cheng Niu¹,
Randy Zhong¹, Juntong Song¹, and Tong Zhang²

¹NewsBreak

²University of Illinois Urbana-Champaign
{yuanhao.wu, cheng.niu}@newsbreak.com

Abstract

Retrieval-augmented generation (RAG) has become a main technique for alleviating hallucinations in large language models (LLMs). Despite the integration of RAG, LLMs may still present unsupported or contradictory claims to the retrieved contents. In order to develop effective hallucination prevention strategies under RAG, it is important to create benchmark datasets that can measure the extent of hallucination. This paper presents RAGTruth, a corpus tailored for analyzing word-level hallucinations in various domains and tasks within the standard RAG frameworks for LLM applications. RAGTruth comprises nearly 18,000 naturally generated responses from diverse LLMs using RAG. These responses have undergone meticulous manual annotations at both the individual cases and word levels, incorporating evaluations of hallucination intensity. We not only benchmark hallucination frequencies across different LLMs, but also critically assess the effectiveness of several existing hallucination detection methodologies. Furthermore, we show that using a high-quality dataset such as RAGTruth, it is possible to finetune a relatively small LLM and achieve a competitive level of performance in hallucination detection when compared to the existing prompt-based approaches using state-of-the-art large language models such as GPT-4.¹

1 Introduction

Large language models (LLMs) have achieved remarkable success in a variety of tasks, including text generation (Li et al., 2022), machine translation (Kocmi and Federmann, 2023), and question answering (Zhao et al., 2023). However, one of the key challenges in deploying LLMs in real-world applications is their tendency to hallucinate (Kadour et al., 2023). Hallucination in the context of LLMs usually refers to a situation where the

model generates content that is not based on factual or accurate information (Rawte et al., 2023). The occasional generation of outputs that appear plausible but are factually incorrect significantly undermine the reliability of LLMs in real-world scenarios, such as medical diagnoses (Pal et al., 2023) and news summarization (Shen et al., 2023).

To reduce hallucination, various methods have been developed that can be applied at different stages of LLM lifecycle, including pre-training (Brown et al., 2020), supervised fine-tuning (Zhou et al., 2023; Zhang et al., 2023a), RLHF (Ouyang et al., 2022; Lin et al., 2022), and inference (Dhuliawala et al., 2023; Gao et al., 2023). In terms of detection, methods are developed by examining the model’s intrinsic state (Guo et al., 2017), comparing it with external data and tools (Chern et al., 2023), or leveraging the LLM’s inherent powerful capabilities for self-checking (Agrawal et al., 2023; Manakul et al., 2023). RAG is extensively used to supply LLMs with updated, relevant knowledge, significantly mitigating hallucination. Nevertheless, even with RAG and other enhancements, LLMs still produce statements that are either unfounded or contradict the information provided in the retrieved references (Shuster et al., 2021).

Despite the growing awareness of the hallucination phenomenon, the understanding of hallucination in LLMs is still in its early stages. One key challenge is the lack of high-quality, large-scale datasets specifically designed for hallucination detection. This issue is particularly acute in RAG settings. Due to the relatively low hallucination ratio, a substantial increase in annotation resources is needed. Existing datasets for LLM hallucination detection are predominantly synthesized (Li et al., 2023). For instance, in Liu and Liu (2023); Longpre et al. (2021) prompts conflicting with conventional knowledge are purposely generated to trigger hallucinations. While these approaches are efficient

¹The RAGTruth dataset is available at <https://github.com/ParticleMedia/RAGTruth>

at generating hallucinations, the resulting artificial hallucinations can substantially differ from those that naturally occur. In [Chen et al. \(2023\)](#); [Hu et al. \(2023\)](#), hallucination datasets are developed by manual annotations of naturally produced LLM responses. However, these datasets are of limited size and are not specifically focused on the RAG scenario.

In this paper, we introduce a large-scale high-quality dataset specifically designed for word-level hallucination detection for RAG applications. Using this dataset, we have conducted an extensive benchmarking of mainstream LLMs to assess their tendency to generate hallucinations, as well as evaluate current methods for hallucination detection. Additionally, we have demonstrated superior performance in identifying hallucinations by fine-tuning LLM with RAGTruth dataset. Our key contributions are:

- (i) We propose RAGTruth, a large-scale word-level hallucination evaluation dataset specifically for the RAG scenario across several common tasks. It consists of nearly 18,000 fully annotated natural responses generated from major open-source and closed-source LLMs.
- (ii) We perform a comprehensive comparison of different hallucination detection methods at both the passage and word levels.
- (iii) We present a simple baseline method of fine-tuning LLM for hallucination detection. It is shown that by fine-tuning the Llama-2-13B model on the RAGTruth training data, we can achieve results competitive to the existing prompt-based approaches using GPT-4. This shows the potential of developing better hallucination detection methods using RAGTruth.
- (iv) We show that by using our finetuned hallucination detector, it is possible to significantly reduce the occurrence of hallucinations in the responses from LLMs. The improvement holds even for models with inherently low hallucination rates, such as GPT-4.

2 Related Work

2.1 Hallucination of Large Language Models

In [Zhang et al. \(2023b\)](#), the hallucination of large language models (LLMs) is characterized into three categories: 1) input-conflicting hallucination 2)

context-conflicting hallucination 3) fact-conflicting hallucination. Existing research has demonstrated that incorporating up-to-date, relevant knowledge in the prompt can effectively reduce fact-conflicting hallucination ([Vu et al., 2023](#); [Lewis et al., 2021](#)). This approach, referred to as *Retrieval-Augmented Generation* (RAG), is widely used in real-world LLM applications. For instance, Google Bard ² and Microsoft BingChat ³ have implemented this technique. Consequently, the detection and mitigation of input-conflicting and context-conflicting hallucinations within the RAG framework are becoming increasingly important.

2.2 Hallucination Detection Methods

Researchers have been exploring various methods to enhance the reliability of LLMs by detecting hallucinations. In [Azaria and Mitchell \(2023\)](#); [Xiao and Wang \(2021\)](#); [Malinin and Gales \(2021\)](#), intrinsic model uncertainty metrics such as token-level probability and entropy are used to detect hallucinations. When direct access to output uncertainty is not feasible, as in the case with limited APIs like GPT-4, an alternative approach involves employing a fully accessible LLM as a proxy ([Manakul et al., 2023](#)). In [Falke et al. \(2019\)](#); [Barrantes et al. \(2020\)](#), natural language inference modules are adapted to check the information consistency between the articles and their summaries, and it has been shown that external knowledge is helpful for detecting factual hallucinations. ([Guo et al., 2022](#); [Mallen et al., 2022](#)). Additionally, methods that harness the inherent capabilities of LLMs have been proposed, such as verbalize-based and consistency-based methods ([Xiong et al., 2023](#); [Manakul et al., 2023](#)). These techniques aim to detect hallucinations without relying on internal states or external data and tools.

2.3 Hallucination Evaluation Datasets

Constructing a hallucination dataset can be a labor-intensive task, as it necessitates the manual identification of ungrounded or falsely claimed statements in the output of LLMs. Such a dataset can be particularly valuable in the context of RAG scenarios, owing to its significantly lower incidence of hallucinations.

Hallucinate datasets largely fall into two categories: synthetic dataset and manually-crafted

²<https://bard.google.com>

³<https://www.bing.com>



Figure 1: Data gathering pipeline. Taking a data-to-text task as an example, our data gathering pipeline includes 2 steps: 1) response generation. We generated responses with multiple LLMs and natural prompts. 2) human annotation. Human labeler annotated hallucinated spans in LLM responses.

dataset. Synthetic datasets typically involve purposely triggering Language Model to produce spurious responses (Li et al., 2023) or simply inserting knowledge conflicts into the output (Longpre et al., 2021). While these methods are effective in generating a substantial volume of hallucinated responses, these responses may not follow the same distribution as the naturally generated responses. On the other hand, manually annotated datasets offer a closer representation of the LLMs’ true generative capabilities (Vu et al., 2023; Lewis et al., 2021). However, the considerable labor and expense required for annotation lead to datasets of limited size and length and inconsistent quality. Specifically, there is a lack of manually curated datasets of substantial size and quality to facilitate hallucination detection in RAG scenarios.

3 Construction Process of RAGTruth

We established a data generation and annotation pipeline as shown in Figure 1.

3.1 Response Generation

Tasks and Data Sources We selected three widely recognized RAG tasks for response generation: Summarization, Question Answering, and Data-to-Text generation.

For the summarization task, we randomly selected documents from the training set of the well-known CNN/Daily Mail dataset (See et al., 2017) as well as recent news articles from a prestigious news platform. LLMs were prompted to generate summaries for each of the source documents.

For the task of question answering, we conducted a random sampling from the training set of MS MACRO (Nguyen et al., 2016). To reduce the annotation cost, only 3 retrieved passages for

each question were preserved. Then we prompted LLMs to generate answers for each question solely based on the retrieved passages.

For the data-to-text generation task, we randomly sampled businesses in the restaurant and nightlife categories from the Yelp Open Dataset (Yelp, 2021). This dataset served as our structured data source. To streamline the annotation process, we focused only on the following business information fields: *BusinessParking*, *RestaurantsReservations*, *OutdoorSeating*, *WiFi*, *RestaurantsTakeOut*, *RestaurantsGoodForGroups*, *Music*, and *Ambience*. We then prompted LLMs to generate an objective text introduction for each business.

Models The following six models with strong instruction-following ability are used for response generation: GPT-3.5-turbo-0613 and GPT-4-0613 from OpenAI (OpenAI, 2023); Mistral-7b-Instruct from Mistral AI (Jiang et al., 2023); Llama-2-7B-chat, Llama-2-13B-chat and Llama-2-70B-chat (4bit quantized)⁴ from Meta (Touvron et al., 2023). To ensure a fair comparison, the prompts used for response generation are kept straightforward with subtle differences among various models to optimize their performance. We provide detailed prompts in the Appendix B.

For each sample, we collected one response from each model. As a result, we got a total of 6 responses for each input sample.

3.2 Human Annotation

Identifying AI-generated hallucinations is a challenging task. It requires a strong capacity for critical thinking to understand the logical flow of vari-

⁴<https://huggingface.co/TheBloke/Llama-2-70B-Chat-AWQ>

REFERENCE: Passage 1:1 If you are just interested in checking the gender, you can go as early as 17 weeks. 2 Any earlier, and the results may not be accurate, leading to an extra coat of paint for your bedroom. 3 To get good pictures, 3D ultrasounds are best performed between 20 and 32 weeks, and the best pictures are between 24 and 30 weeks .

passage 2:...

passage 3:...

QUESTION: how to prepare to get an ultrasound?

RESPONSE: Based on the given passages, here's how to prepare for an ultrasound:* For a gender reveal ultrasound, wait until at least 17 weeks of pregnancy to ensure accurate results. * For 3D ultrasounds, schedule the appointment between 20 and 32 weeks of pregnancy for the best pictures ...

HALLUCINATION OR NOT: Yes

SPAN: between 20 and 32 weeks of pregnancy for the best pictures

TYPE: Evident Conflict

Table 1: An example of our annotated data from Question Answering task. It contains reference, question, model generated response with hallucination label, annotated hallucination span and corresponding reason.

ous texts, along with meticulous attention to detail for spotting subtle inaccuracies and inconsistencies. Moreover, a certain level of media literacy and knowledge of current affairs is crucial to grasp the subjects discussed in news-related sample data. Therefore, we chose annotators who are proficient in English and possess a bachelor's degree in relevant fields to ensure the accuracy and reliability of the annotation results.

The annotators are invited to perform annotation tasks using Label Studio (Tkachenko et al., 2020-2022). Each labeling task is presented within one page, comprising the following components: 1) The original input text provided to the AI models; 2) A set of 6 responses, generated by different AI models.

Their task was to annotate the specific spans of the generated text that contains hallucinated information and categorize them into four types, based on the criteria outlined below. For examples of each type, please refer to Appendix A.

Evident Conflict: for when generative content presents direct contraction or opposition to the original input. These conflicts are easily verifiable without extensive context, often involving clear factual errors, misspelled names, incorrect numbers, etc.

Subtle Conflict: for when generative content presents a departure or divergence from the original input, altering the intended contextual meaning. These conflicts often involve substitution of terms that carry different implications or severity, requiring deeper understanding of their contextual applications.

Evident Introduction of Baseless Information: for when generated content includes information

not substantiated in the original input. It involves the creation of hypothetical, fabricated, or hallucinatory details lacking evidence or support.

Subtle Introduction of Baseless Information: is when generated content extends beyond the original input by incorporating inferred details, insights, or sentiments. This additional information lacks verifiability and might include subjective assumptions or commonly observed norms rather than explicit facts.

3.3 Annotations for Adaptive Evaluation

Hallucination annotation is not always straightforward. In contentious cases, additional annotations are provided to accurately reflect these situations. This approach enables users to adopt various evaluation strategies tailored to their specific application circumstances.

Incorrectly Refusing to Answer In the question-answering task, the model is required to decline to answer when the context lacks relevant information. However, there are instances where the model mistakenly refuses to answer despite the presence of the relevant context. These refusal responses are not labeled as hallucinations but are instead marked as *incorrect_refusal*.

Differences in Handling Null Value In the data-to-text task, certain fields sometimes are with null values. We observed that in the generated results, null is often interpreted as false by some models. Since the more common expressions for negation in our dataset are the boolean value *False* or the text *No*, we labeled these instances as hallucinations (evident introduction of baseless info), and provided a special span-level annotation named *due_to_null*.

Task	# Instance	# Resp.	CONTEXT LENGTH		RESP. LENGTH		HALLUCINATION		
			Mean	Max	Mean	Max	# Resp.	% Resp.	# Span
Summarization(CNN/DM)	628	3768	648	1749	124	632	1230	32.6%	1570
Summarization(Recent News)	316	1896	369	481	89	240	540	28.5%	613
Question Answering	992	5952	243	509	119	381	1844	31.0%	3155
Data-to-text	1037	6222	354	1253	159	369	4304 [†]	69.2% [†]	9443 [†]
Overall	2973	17838	380	1749	131	632	7918	44.4%	14781

Table 2: The basic statistics of RAGTruth. [†]: The data presented in the table above include hallucination spans caused by null values in JSON. If these spans are removed, the hallucination response number, hallucination response rate, and hallucination span number of date-to-text tasks are 3898, 62.6%, and 7797, respectively.

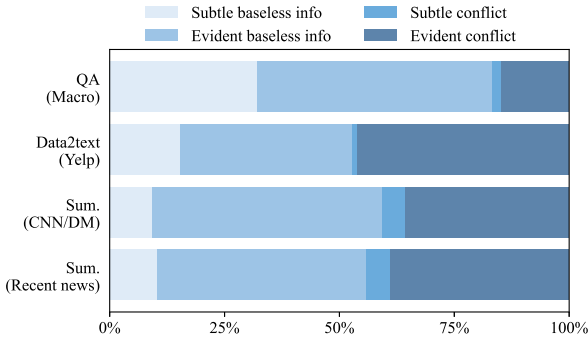


Figure 2: Frequency of different types of hallucination by task.

Users can independently choose whether to consider these spans as hallucinations. Additionally, we have included an option in the evaluation script that allows users to decide whether to include these spans in the evaluation.

4 Hallucination Benchmark Analysis

4.1 Basic Statistics

We presented detailed statistics of RAGTruth in Table 2. Compared to existing datasets for hallucination detection (Cao et al., 2023; Kamoi et al., 2023), the RAGTruth dataset is considerably large in scale. The corpus contains a total of 2,973 instances of data, which include 944 instances for summarization, 992 instances for question answering, and 1,037 instances for data-to-text generation. Each instance comprises responses from 6 different models. As shown in Table 2, the RAGTruth dataset also features longer prompt and response lengths than existing datasets for hallucination detection (Wang et al., 2020).

4.2 Hallucination Statistics

Hallucination Types As shown in Figure 2, the generation of information baseless in the context was significantly more prevalent than the generation of information conflicting with the context.

Within the two major categories of *baseless info* and *conflict*, the more severe hallucinations, namely *Evident baseless info* and *Evident conflict*, respectively, account for a significant portion. This observation highlights the importance and challenges of hallucination mitigation, even in RAG settings.

Hallucination vs Tasks As shown in Table 2, across the three tasks, the data-to-text task exhibited the highest frequency of hallucinations in its responses. When processing Yelp business data, the models often generated information not present in the input, influenced by stereotypes inherent in the business data. Furthermore, inconsistent handling of JSON format data also contributed to a significant number of hallucinations. In contrast, the hallucination rate for the summarization task was relatively lower. Interestingly, the models did not show a higher rate of hallucinations for recent news compared to outdated news. This could be attributed to the shorter context length in the recent news subtask compared to the CNN/DM subtask.

Hallucination vs Models Table 3 illustrates that among the data we collected, OpenAI’s two models demonstrated notably lower hallucination rates compared to others. Specifically, GPT-4-0613 exhibited the lowest hallucination frequency.

To more clearly compare the hallucination rate of different models, we calculated the hallucination density for each model across three tasks. Hallucination density is defined as the average number of hallucination spans per hundred words in a response. In the Llama2 series, a clear negative correlation was observed between the model scale and the hallucination density. Despite its strong performance in various benchmarks and leaderboards (Zheng et al., 2023), the Mistral-7B-Instruct model recorded the highest hallucination density among the evaluated models.

Model	SUMMARIZATION			QUESTION ANSWERING			DATA-TO-TEXT			OVERALL	
	# Resp.	# Span	Density	# Resp.	# Span	Density	# Resp.	# Span	Density	# Resp.	# Span
GPT-3.5-turbo-0613	64	74	0.07	81	97	0.13	283	397	0.18	428	568
GPT-4-0613	78	85	0.08	48	57	0.06	293	359	0.27	419	501
Llama-2-7B-chat	451	542	0.61	542	1082	0.62	899	1812	1.30	1892	3436
Llama-2-13B-chat	333	395	0.47	426	706	0.51	988	2840	1.54	1747	3941
Llama-2-70B-chat [†]	220	254	0.27	354	583	0.44	873	1861	1.17	1447	2698
Mistral-7B-Instruct	624	842	0.86	393	630	0.61	968	2174	1.53	1985	3646

Table 3: Hallucination counts and density of models. [†]: We used 4-bit quantized version of Llama-2-70B-chat.

CLB	SUMMARIZATION	DATA2TEXT	QA
1	0.31 _{(102,317]}	1.55 _{(117,237]}	0.55 _{(79,163]}
2	0.33 _{(317,387]}	1.49 _{(237,290]}	0.45 _{(163,196]}
3	0.38 _{(387,481]}	1.54 _{(290,355]}	0.53 _{(196,266]}
4	0.41 _{(481,810]}	1.49 _{(355,448]}	0.58 _{(266,327]}
5	0.50 _{(810,1749]}	1.53 _{(448,1253]}	0.54 _{(327,509]}

RLB	SUMMARIZATION	DATA2TEXT	QA
1	0.36 _{(7,74]}	1.24 _{(35,120]}	0.14 _{(1,70]}
2	0.34 _{(74,92]}	1.21 _{(120,136]}	0.26 _{(70,98]}
3	0.33 _{(92,110]}	1.63 _{(136,161]}	0.38 _{(98,127]}
4	0.48 _{(110,144]}	1.85 _{(161,204]}	0.67 _{(127,166]}
5	0.42 _{(144,632]}	1.67 _{(204,369]}	1.21 _{(166,381]}

Table 4: Average number of hallucinations per response in different context length buckets (CLB) and response length buckets (RLB) for the three types of tasks. The subscript denotes the minimum and maximum length of this bucket.

Hallucination vs Length We divided the data for each type of task into five equal buckets based on context/response length and calculated the average number of hallucination spans per response within each bucket. As shown in Table 4, with a few exceptions, there is a clear overall trend of an increase in the average number of hallucinations as the context length or response length grows.

Location of Hallucinations In Figure 3, we present an analysis of the distribution of hallucinatory spans within responses. Generally, hallucinations are more likely to occur towards the end of responses, a pattern that is particularly evident in question-answering and summarization tasks. Compared to other tasks, the data-to-text task has a relatively higher occurrence of hallucinations in the first half, as indicated by the two bright areas on the heatmap.

5 Experimental Setup

5.1 Hallucination Detection Algorithms

Using RAGTruth, we conducted experiments with the following four distinct algorithms for hallucination detection:

Hallucination Detection Prompt: Hallucination

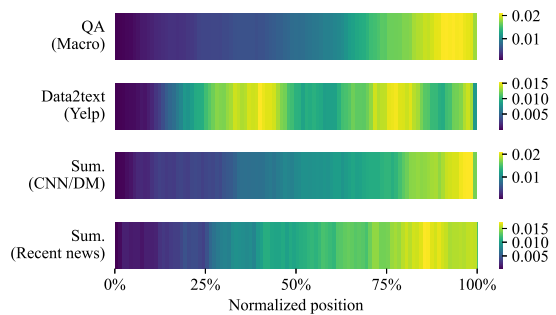


Figure 3: Heatmaps of normalized hallucination occurrence positions. The numerical values on the colorbar represent the proportion of hallucinations occurring at a specific location relative to the total number of hallucinations in that task.

detection prompts are manually crafted to instruct LLMs (GPT-4-turbo and GPT-3.5-turbo) in assessing whether a given reference-response pair contains hallucinated content and to identify the corresponding hallucinated spans in the response. For detailed information about these prompts, please refer to Appendix C.

SelfCheckGPT (Manakul et al., 2023): Self-CheckGPT employs a zero-resource, sampling-based method to fact-check the responses of black-box models. When processing each response in RAGTruth, 5 responses from other models serve as references, and GPT-4-turbo/GPT-3.5-turbo are queried to verify consistency. By scanning each sentence in a response, the hallucination position can be determined as well.

LMvLM (Cohen et al., 2023): LMvLM is an approach that employs a multi-turn interaction between two Language Models that aim to discover inconsistencies through cross-examination.

LLM Finetuning: Llama-2-13B has been finetuned using the training set from RAGTruth. The model takes the context-response pair with proper instructions as the input and treats the hallucinate span as the targeted generation output. We employed LoRA (Hu et al., 2021) fine-tuning with an

Methods	QUESTION ANSWERING			DATA-TO-TEXT			SUMMARIZATION			OVERALL		
	Precision	Recall	F1	Precision	Recall	F1	Precision	Recall	F1	Precision	Recall	F1
Prompt _{gpt-3.5-turbo}	40.0	1.1	2.2	100.0	0.2	0.3	100.0	1.0	1.9	62.5	0.5	1.0
Prompt _{gpt-4-turbo}	31.0	92.0	46.4	76.0	93.0	83.6	46.9	82.2	59.7	54.8	90.5	68.3
SelfCheckGPT _{gpt-3.5-turbo}	24.3	20.1	22.0	71.2	33.2	45.2	43.2	19.7	27.1	52.8	28.0	36.6
SelfCheckGPT _{gpt-4-turbo}	26.3	66.1	37.6	70.7	89.1	78.9	33.3	55.3	41.6	49.5	77.7	60.5
LMvLM _{gpt-4-turbo}	19.9	75.3	31.5	68.8	76.4	72.4	23.8	82.2	36.9	37.0	77.4	50.1
Finetuned Llama-2-13B	82.9	58.6	68.7	91.8	88.1	89.9	79.4	48.1	59.9	88.6	74.1	80.7

Table 5: The response-level hallucination detection performance for each baseline method across different tasks and different models.

Methods	QUESTION ANSWERING			DATA-TO-TEXT			SUMMARIZATION			OVERALL		
	Precision	Recall	F1	Precision	Recall	F1	Precision	Recall	F1	Precision	Recall	F1
Prompt Baseline _{gpt-3.5-turbo}	59.5	1.7	3.4	0.0	0.0	0.0	100.0	1.1	2.2	64.5	0.9	1.8
Prompt Baseline _{gpt-4-turbo}	24.4	43.6	31.3	20.9	60.3	31.0	36.3	49.5	41.9	24.0	51.7	32.7
Finetuned Llama-2-13B	72.3	46.6	56.6	65.3	51.4	57.6	73.5	31.1	43.7	69.1	45.4	54.8

Table 6: The span-level detection performance for each baseline method across different tasks and different models.

initial learning rate of $3e-4$, and limiting the training to 3 epochs, all conducted on 4 A100 GPUs.

5.2 Data Split

All detection algorithms are tested on the same RAGTruth test set, which consists of 450 instances in total, derived by randomly selecting 150 instances from each task type. The rest of the data is used to fine-tune the Llama-2-13B model, as previously mentioned.

5.3 Evaluation Metrics

Response-level Detection We report precision, recall, and F1 score for each detection algorithm and its variants across different tasks.

Span-level Detection We calculate the overlap between the generated span and human-labeled span and report the precision, recall, and f1 score at the char-level.

6 Experimental Results

6.1 Response-level Detection

The results in Table 5 reveal that hallucination detection remains a significant challenge in the context of RAG for all existing detection methods. Even when reference information is available, the responses generated may still include hallucinations, which current LLMs cannot reliably identify. The most advanced LLM, GPT-4-turbo, achieves only an average F1 score of 68.3%. In comparison, the widely-used GPT-3.5-turbo often fails to discern hallucinated responses, often identifying most examples as non-hallucinated, highlighting

the difficulty in detecting naturally occurring hallucinations. For another notable baseline, SelfCheckGPT also shows unsatisfactory performance in this regard, achieving an average F1 score of 60.5% with GPT-4-turbo and 36.6% with GPT-3.5-turbo.

By utilizing our human-labeled high-quality training set, a fine-tuned Llama-2-13B can achieve the best performance with an average 80.7% f1 score. This shows the effectiveness of our data in improving the model’s detection ability on hallucination.

6.2 Span-level Detection

RAGTruth, as a hallucination corpus with fine-grained span labels, enables us to present experimental results for span-level detection, serving as a baseline for future research. As shown in Table 6, the overall performance of the current detection method is sub-optimal, highlighting the challenges in span-level detection. Even the advanced GPT-4-turbo tends to incorrectly classify many non-hallucinated contents with a low precision of 24%. While our fine-tuned model shows improved capability in identifying hallucinated spans by achieving an averaged f1 score of 48.4%, it still falls short of perfect detection, emphasizing the inherent difficulties of this task.

We also report the detection performance across four different types of hallucination spans. In the current stage, as we have not differentiated the types of detected hallucinations, we only report the char-level recall for different types of hallucinations. As indicated in Figure 4, the detection of evident hallucinations proves more effective compared to that of subtle hallucinations.

GROUP	TREATMENT		VALID RESPONSE NUM	HALLUCINATION RATE
1	Sample From	Llama-2-7B-chat	450	51.8
		Mistral-7B-Instruct	450	57.6
	Sampling Strategy	Random selection	450	55.1(-)
		Least detected spans	450	43.1(↓21.8%)
No detected spans		326 [†]	23.9(↓56.6%)	
2	Sample From	GPT-3.5-Turbo-0613	450	10.9
		GPT-4-0613	450	9.3
	Sampling Strategy	Random selection	450	10.4(-)
		Least detected spans	450	5.3(↓41.0%)
		No detected spans	446 [†]	4.9(↓52.9%)

Table 7: Utilizing the finetuned hallucination detector to sample from two responses can significantly reduce the rate of hallucinations. †: Some instances did not have responses that met the required criteria.

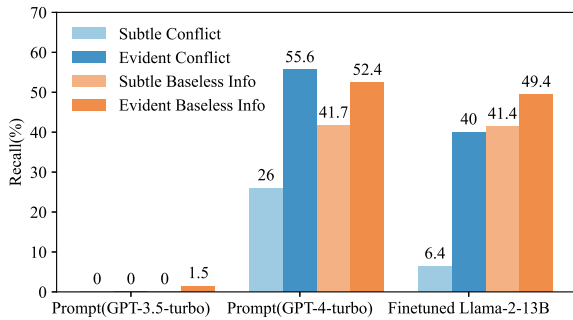


Figure 4: The span-level recalls of different models on four types of hallucinations.

6.3 Hallucination Suppression

We tested the effectiveness of hallucination suppression using our finetuned hallucination detection model. For the 450 instances in the test set, we employed two strategies to select a final output from two responses generated by two different models with similar hallucination density: one strategy is based on choosing the response with fewer predicted hallucination spans, and the other is based on the absence of detected hallucination span. When the number of hallucination spans detected in both candidate responses is the same, one will be chosen at random. Due to limited response candidates, not all instances have a response that conforms to the second strategy. In practical scenarios, this issue can be addressed by increasing the number of candidate responses. We employed random selection as a simple baseline for comparison.

The results shown in Table 7 indicate that with the help of the hallucination detector, both strategies can significantly reduce hallucination rate. For the relatively small Llama-2-7B-chat and Mistral-7B-Instruct models, compared to random selection, the first strategy reduced the hallucination rate by 21.8%, while the second strategy achieved a re-

duction of 56.6%. Even for models with a low hallucination rate, specifically GPT-3.5-Turbo and GPT-4, employing the finetuned hallucination detector for sampling can still further reduce the rate of hallucinations. The two strategies yielded a reduction in hallucination rates of 41% and 52.9%, respectively. These results demonstrate the potential of an efficient hallucination detection model in developing trustworthy RAG LLMs.

7 Conclusion

In this paper, we introduce RAGTruth, a large-scale corpus of naturally generated hallucinations, featuring detailed word-level annotations tailored for Retrieval-augmented Generation (RAG) scenarios. Our work includes an in-depth analysis of the interplay between hallucinations and various factors, such as task types, models being used, and contextual settings.

Additionally, we conduct empirical benchmarks of several hallucination detection approaches using our corpus. We show that fine-tuning Llama with RAGTruth leads to competitive performance in hallucination detection. This implies that by using a high-quality dataset such as RAGTruth, it is possible to develop specialized hallucination detection models that are highly effective when compared to prompt-based methods using general models such as GPT-4. The dataset paves the way for future research in this direction.

Simultaneously, our findings reveal that identifying hallucinations in RAG contexts, particularly at the span level, remains a formidable challenge, with current methods still falling short of reliable detection. We hope that RAGTruth, with its comprehensive span annotations, can assist the development of hallucination detection techniques for retrieval augmented generation.

8 Acknowledgement

We appreciate the valuable feedback and assistance from Shizhe Diao. We thank Dongfang Li for her support in illustration.

References

- Ayush Agrawal, Mirac Suzgun, Lester Mackey, and Adam Tauman Kalai. 2023. [Do language models know when they're hallucinating references?](#)
- Amos Azaria and Tom Mitchell. 2023. [The Internal State of an LLM Knows When its Lying](#).
- Mario Barrantes, Benedikt Herudek, and Richard Wang. 2020. Adversarial nli for factual correctness in text summarisation models. *arXiv preprint arXiv:2005.11739*.
- Tom B. Brown, Benjamin Mann, Nick Ryder, Melanie Subbiah, Jared Kaplan, Prafulla Dhariwal, Arvind Neelakantan, Pranav Shyam, Girish Sastry, Amanda Askell, Sandhini Agarwal, Ariel Herbert-Voss, Gretchen Krueger, Tom Henighan, Rewon Child, Aditya Ramesh, Daniel M. Ziegler, Jeffrey Wu, Clemens Winter, Christopher Hesse, Mark Chen, Eric Sigler, Mateusz Litwin, Scott Gray, Benjamin Chess, Jack Clark, Christopher Berner, Sam McCandlish, Alec Radford, Ilya Sutskever, and Dario Amodei. 2020. [Language models are few-shot learners](#).
- Zouying Cao, Yifei Yang, and Hai Zhao. 2023. [Autohall: Automated hallucination dataset generation for large language models](#). *ArXiv*, abs/2310.00259.
- Shiqi Chen, Yiran Zhao, Jinghan Zhang, I-Chun Chern, Siyang Gao, Pengfei Liu, and Junxian He. 2023. [Felm: Benchmarking factuality evaluation of large language models](#).
- I-Chun Chern, Steffi Chern, Shiqi Chen, Weizhe Yuan, Kehua Feng, Chunting Zhou, Junxian He, Graham Neubig, and Pengfei Liu. 2023. [Factool: Factuality detection in generative ai – a tool augmented framework for multi-task and multi-domain scenarios](#).
- Roi Cohen, May Hamri, Mor Geva, and Amir Globerson. 2023. [Lm vs lm: Detecting factual errors via cross examination](#).
- Shehzaad Dhuliawala, Mojtaba Komeili, Jing Xu, Roberta Raileanu, Xian Li, Asli Celikyilmaz, and Jason Weston. 2023. [Chain-of-verification reduces hallucination in large language models](#).
- Tobias Falke, Leonardo F. R. Ribeiro, Prasetya Ajie Utama, Ido Dagan, and Iryna Gurevych. 2019. [Ranking generated summaries by correctness: An interesting but challenging application for natural language inference](#). In *Proceedings of the 57th Annual Meeting of the Association for Computational Linguistics*, pages 2214–2220, Florence, Italy. Association for Computational Linguistics.
- Luyu Gao, Zhuyun Dai, Panupong Pasupat, Anthony Chen, Arun Tejasvi Chaganty, Yicheng Fan, Vincent Zhao, Ni Lao, Hongrae Lee, Da-Cheng Juan, and Kelvin Guu. 2023. [RARR: Researching and revising what language models say, using language models](#). In *Proceedings of the 61st Annual Meeting of the Association for Computational Linguistics (Volume 1: Long Papers)*, pages 16477–16508, Toronto, Canada. Association for Computational Linguistics.
- Chuan Guo, Geoff Pleiss, Yu Sun, and Kilian Q. Weinberger. 2017. [On calibration of modern neural networks](#).
- Zhijiang Guo, Michael Schlichtkrull, and Andreas Vlachos. 2022. [A survey on automated fact-checking](#).
- Edward J. Hu, Yelong Shen, Phillip Wallis, Zeyuan Allen-Zhu, Yuanzhi Li, Shean Wang, Lu Wang, and Weizhu Chen. 2021. [Lora: Low-rank adaptation of large language models](#).
- Xiangkun Hu, Dongyu Ru, Qipeng Guo, Lin Qiu, and Zheng Zhang. 2023. [Bschecker for fine-grained hallucination detection](#).
- Albert Q. Jiang, Alexandre Sablayrolles, Arthur Mensch, Chris Bamford, Devendra Singh Chaplot, Diego de las Casas, Florian Bressand, Gianna Lengyel, Guillaume Lample, Lucile Saulnier, Léo Renard Lavaud, Marie-Anne Lachaux, Pierre Stock, Teven Le Scao, Thibaut Lavril, Thomas Wang, Timothée Lacroix, and William El Sayed. 2023. [Mistral 7b](#).
- Jean Kaddour, Joshua Harris, Maximilian Mozes, Herbie Bradley, Roberta Raileanu, and Robert McHardy. 2023. [Challenges and applications of large language models](#).
- Ryo Kamoi, Tanya Goyal, Juan Diego Rodriguez, and Greg Durrett. 2023. [Wice: Real-world entailment for claims in wikipedia](#). In *Conference on Empirical Methods in Natural Language Processing*.
- Tom Kocmi and Christian Federmann. 2023. [Large language models are state-of-the-art evaluators of translation quality](#). *arXiv preprint arXiv:2302.14520*.
- Patrick Lewis, Ethan Perez, Aleksandra Piktus, Fabio Petroni, Vladimir Karpukhin, Naman Goyal, Heinrich Küttler, Mike Lewis, Wen tau Yih, Tim Rocktäschel, Sebastian Riedel, and Douwe Kiela. 2021. [Retrieval-augmented generation for knowledge-intensive nlp tasks](#).
- Junyi Li, Xiaoxue Cheng, Wayne Xin Zhao, Jian-Yun Nie, and Ji-Rong Wen. 2023. [HaluEval: A Large-Scale Hallucination Evaluation Benchmark for Large Language Models](#).
- Junyi Li, Tianyi Tang, Wayne Xin Zhao, Jian-Yun Nie, and Ji-Rong Wen. 2022. [Pretrained language models for text generation: A survey](#). *arXiv preprint arXiv:2201.05273*.

- Stephanie Lin, Jacob Hilton, and Owain Evans. 2022. [Truthfulqa: Measuring how models mimic human falsehoods](#).
- Alisa Liu and Jiacheng Liu. 2023. The memo-trap dataset. <https://github.com/liujch1998/memo-trap>.
- Shayne Longpre, Kartik Perisetla, Anthony Chen, Nikhil Ramesh, Chris DuBois, and Sameer Singh. 2021. [Entity-based knowledge conflicts in question answering](#). In *Proceedings of the 2021 Conference on Empirical Methods in Natural Language Processing*, pages 7052–7063, Online and Punta Cana, Dominican Republic. Association for Computational Linguistics.
- Andrey Malinin and Mark Gales. 2021. [Uncertainty estimation in autoregressive structured prediction](#).
- Alex Mallen, Akari Asai, Victor Zhong, Rajarshi Das, Daniel Khashabi, Hannaneh, and Hajishirzi. 2022. [When Not to Trust Language Models: Investigating Effectiveness of Parametric and Non-Parametric Memories](#).
- Potsawee Manakul, Adian Liusie, and Mark J. F. Gales. 2023. [SelfCheckGPT: Zero-Resource Black-Box Hallucination Detection for Generative Large Language Models](#).
- Tri Nguyen, Mir Rosenberg, Xia Song, Jianfeng Gao, Saurabh Tiwary, Rangan Majumder, and Li Deng. 2016. [MS MARCO: A human generated machine reading comprehension dataset](#). *CoRR*, abs/1611.09268.
- OpenAI. 2023. [Gpt-4 technical report](#).
- Long Ouyang, Jeff Wu, Xu Jiang, Diogo Almeida, Carroll L. Wainwright, Pamela Mishkin, Chong Zhang, Sandhini Agarwal, Katarina Slama, Alex Ray, John Schulman, Jacob Hilton, Fraser Kelton, Luke Miller, Maddie Simens, Amanda Askell, Peter Welinder, Paul Christiano, Jan Leike, and Ryan Lowe. 2022. [Training language models to follow instructions with human feedback](#).
- Ankit Pal, Logesh Kumar Umapathi, and Malaikannan Sankarasubbu. 2023. [Med-halt: Medical domain hallucination test for large language models](#).
- Vipula Rawte, Amit Sheth, and Amitava Das. 2023. [A Survey of Hallucination in Large Foundation Models](#).
- Abigail See, Peter J. Liu, and Christopher D. Manning. 2017. [Get to the point: Summarization with pointer-generator networks](#). In *Proceedings of the 55th Annual Meeting of the Association for Computational Linguistics (Volume 1: Long Papers)*, pages 1073–1083, Vancouver, Canada. Association for Computational Linguistics.
- Jiaming Shen, Jialu Liu, Dan Finnie, Negar Rahmati, Michael Bendersky, and Marc Najork. 2023. ["why is this misleading?": Detecting news headline hallucinations with explanations](#). *arXiv preprint arXiv:2302.05852*.
- Kurt Shuster, Spencer Poff, Moya Chen, Douwe Kiela, and Jason Weston. 2021. [Retrieval augmentation reduces hallucination in conversation](#). *arXiv preprint arXiv:2104.07567*.
- Maxim Tkachenko, Mikhail Malyuk, Andrey Holmanyuk, and Nikolai Liubimov. 2020–2022. [Label Studio: Data labeling software](#). Open source software available from <https://github.com/heartexlabs/label-studio>.
- Hugo Touvron, Louis Martin, Kevin Stone, Peter Albert, Amjad Almahairi, Yasmine Babaei, Nikolay Bashlykov, Soumya Batra, Prajjwal Bhargava, Shruti Bhosale, Dan Bikel, Lukas Blecher, Cristian Canton Ferrer, Moya Chen, Guillem Cucurull, David Esiobu, Jude Fernandes, Jeremy Fu, Wenyin Fu, Brian Fuller, Cynthia Gao, Vedanuj Goswami, Naman Goyal, Anthony Hartshorn, Saghar Hosseini, Rui Hou, Hakan Inan, Marcin Kardas, Viktor Kerkez, Madian Khabsa, Isabel Kloumann, Artem Korenev, Punit Singh Koura, Marie-Anne Lachaux, Thibaut Lavril, Jenya Lee, Diana Liskovich, Yinghai Lu, Yuning Mao, Xavier Martinet, Todor Mihaylov, Pushkar Mishra, Igor Molybog, Yixin Nie, Andrew Poulton, Jeremy Reizenstein, Rashi Rungta, Kalyan Saladi, Alan Schelten, Ruan Silva, Eric Michael Smith, Ranjan Subramanian, Xiaoqing Ellen Tan, Binh Tang, Ross Taylor, Adina Williams, Jian Xiang Kuan, Puxin Xu, Zheng Yan, Iliyan Zarov, Yuchen Zhang, Angela Fan, Melanie Kambadur, Sharan Narang, Aurelien Rodriguez, Robert Stojnic, Sergey Edunov, and Thomas Scialom. 2023. [Llama 2: Open foundation and fine-tuned chat models](#).
- Tu Vu, Mohit Iyyer, Xuezhi Wang, Noah Constant, Jerry Wei, Jason Wei, Chris Tar, Yun-Hsuan Sung, Denny Zhou, Quoc Le, and Thang Luong. 2023. [Freshllms: Refreshing large language models with search engine augmentation](#).
- Alex Wang, Kyunghyun Cho, and Mike Lewis. 2020. [Asking and answering questions to evaluate the factual consistency of summaries](#).
- Yijun Xiao and William Yang Wang. 2021. [On hallucination and predictive uncertainty in conditional language generation](#).
- Miao Xiong, Zhiyuan Hu, Xinyang Lu, Yifei Li, Jie Fu, Junxian He, and Bryan Hooi. 2023. [Can llms express their uncertainty? an empirical evaluation of confidence elicitation in llms](#).
- Yelp. 2021. [Yelp open dataset](#). <https://www.yelp.com/dataset>. Accessed: 2023-11-03.
- Hanning Zhang, Shizhe Diao, Yong Lin, Yi R Fung, Qing Lian, Xingyao Wang, Yangyi Chen, Heng Ji, and Tong Zhang. 2023a. [R-tuning: Teaching large language models to refuse unknown questions](#). *arXiv preprint arXiv:2311.09677*.

Yue Zhang, Yafu Li, Leyang Cui, Deng Cai, Lemao Liu, Tingchen Fu, Xinting Huang, Enbo Zhao, Yu Zhang, Yulong Chen, Longyue Wang, Anh Tuan Luu, Wei Bi, Freda Shi, Shuming Shi, and Tencent AI Lab. 2023b. [Siren's Song in the AI Ocean: A Survey on Hallucination in Large Language Models](#).

Wayne Xin Zhao, Kun Zhou, Junyi Li, Tianyi Tang, Xiaolei Wang, Yupeng Hou, Yingqian Min, Beichen Zhang, Junjie Zhang, Zican Dong, Yifan Du, Chen Yang, Yushuo Chen, Zhipeng Chen, Jinhao Jiang, Ruiyang Ren, Yifan Li, Xinyu Tang, Zikang Liu, Peiyu Liu, Jian-Yun Nie, and Ji-Rong Wen. 2023. [A survey of large language models](#).

Lianmin Zheng, Wei-Lin Chiang, Ying Sheng, Siyuan Zhuang, Zhanghao Wu, Yonghao Zhuang, Zi Lin, Zhuohan Li, Dacheng Li, Eric. P Xing, Hao Zhang, Joseph E. Gonzalez, and Ion Stoica. 2023. [Judging llm-as-a-judge with mt-bench and chatbot arena](#).

Chunting Zhou, Pengfei Liu, Puxin Xu, Srini Iyer, Jiao Sun, Yuning Mao, Xuezhe Ma, Avia Efrat, Ping Yu, Lili Yu, Susan Zhang, Gargi Ghosh, Mike Lewis, Luke Zettlemoyer, and Omer Levy. 2023. [Lima: Less is more for alignment](#).

A Hallucination Examples

EVIDENT CONFLICT
ORIGINAL CONTENT: They've sent about 500 of the most seriously injured people for treatment in Kathmandu already – the majority by road. GENERATIVE CONTENT: The team airlifted 500 injured people... to Kathmandu for medical treatment.
SUBTLE CONFLICT
ORIGINAL CONTENT: This is the section that lets the government deny trademark protection to a mark that is "immoral," "scandalous" or "disparaging." GENERATIVE CONTENT: ... violates Section 2(a) of the trademark act, which prohibits marks that are "immoral, scandalous, or disqualified."
EVIDENT INTRODUCTION OF BASELESS INFORMATION
ORIGINAL CONTENT: The couple divorced in 1968... She had no contact with the surviving members of the band until meeting up at the 2006 Las Vegas premiere of "The Beatles Love." GENERATIVE CONTENT: The couple divorced in 1968, but later reconciled and attended the 2006 Las Vegas premiere of "The Beatles Love."
SUBTLE INTRODUCTION OF BASELESS INFORMATION
ORIGINAL CONTENT: in a restaurant review where a customer briefly mentions a "happy hour" without specifying the timing GENERATIVE CONTENT: assumes it to be between 4-7 PM.

Table 8: Examples of the four types of hallucinations.

B Response Generation Prompts

SUMMARIZATION
Summarize the following news within {word_num} words: {news} output:
QUESTION ANSWERING
Answer the following question: {question} Bear in mind that your response should be strictly based on the following 3 passages: {passages} In case the passages do not contain the necessary information to answer the question, please reply with: "Unable to answer based on given passages."
DATA-TO-TEXT
Instruction: Write an objective overview about the following local business based only on the provided structured data in the JSON format. You should include details and cover the information mentioned in the customers' review. The overview should be 100 - 200 words. Don't make up information. Structured data: {json_data} Overview:

Table 9: Prompts for generating responses for the three types of tasks. word_num is min(200, word_num_of_news//4)

C Hallucination Detection Prompts

SUMMARIZATION

Article: {context}

Summary: {sentence}

Please analyze the provided summary and indicate whether there are any hallucinated (invented or incorrect) parts. If there are, please specify the exact span that is hallucinated.

Please provide a response in the following format:

{"hallucination_detected": "yes/no",

"hallucinated_span": "If yes, the exact span of every hallucinated text part in list format; if no, leave this empty."}

QUESTION ANSWERING

Passages: {passage}

Question: {question}

Answer: {answer}

Please analyze the provided Passages, Question, and Answer, and indicate whether there are any hallucinated (invented or incorrect) parts in the answer. If there are, please specify the exact span that is hallucinated.

Please provide a response in the following format:

{"hallucination_detected": "yes/no",

"hallucinated_span": "If yes, the exact span of every hallucinated text part in list format; if no, leave this empty."}

DATA-TO-TEXT

Information: {information}

Overview: {response}

Please analyze the provided business information and its overview, and indicate whether there are any hallucinated (invented or incorrect) parts in the answer. If there are, please specify the exact span that is hallucinated.

Please provide a response in the following format:

{"hallucination_detected": "yes/no",

"hallucinated_span": "If yes, the exact span of every hallucinated text part in list format; if no, leave this empty."}

Table 10: Prompts for detecting hallucination for the three types of tasks.