

Large Language Models for Conducting Advanced Text Analytics Information Systems Research

Benjamin M. Ampel

University of Arizona, bampel@arizona.edu

Chi-Heng Yang

University of Arizona, chihengyang@arizona.edu

James Hu

University of Arizona, jameshu@arizona.edu

Hsinchun Chen

University of Arizona, hsinchun@arizona.edu

The exponential growth of digital content has generated massive textual datasets, necessitating advanced analytical approaches. Large Language Models (LLMs) have emerged as tools capable of processing and extracting insights from massive unstructured textual datasets. However, how to leverage LLMs for text-based Information Systems (IS) research is currently unclear. To assist IS research in understanding how to operationalize LLMs, we propose a Text Analytics for Information Systems Research (TAISR) framework. Our proposed framework provides detailed recommendations grounded in IS and LLM literature on how to conduct meaningful text-based IS research. We conducted three case studies in business intelligence using our TAISR framework to demonstrate its application across several IS research contexts. We also outline potential challenges and limitations in adopting LLMs for IS. By offering a systematic approach and evidence of its utility, our TAISR framework contributes to future IS research streams looking to incorporate powerful LLMs for text analytics.

CCS CONCEPTS • **Information systems** → Information Systems Applications • **Computing methodologies** → Natural language processing

Additional Keywords and Phrases: Large language models, information systems research, text analytics

1 INTRODUCTION

The proliferation of digital content (social media, online reviews, blogs, etc.) has provided massive quantities of unstructured textual data for organizations and researchers to derive new and interesting insights from [10]. Organizations and researchers are increasingly relying on artificial intelligence (AI)-enabled methodologies to automatically analyze these large textual datasets [11]. AI is effective for large-scale text analytics tasks due to its ability to efficiently process and discover patterns from vast quantities of textual data [38]. Deep learning approaches are particularly well-suited for large-scale textual analytics tasks as they automatically discover and engineer latent features within textual datasets [75]. Information systems (IS) researchers have demonstrated the value of deep learning frameworks for a wide range of advanced text analytics applications, including healthcare [85], cybersecurity [2], and FinTech [18]. These deep learning frameworks have enabled fine-grained insights and trend analyses that were previously non-trivial to obtain.

While these text-based deep learning frameworks provide tremendous value, they have noted limitations. IS literature has primarily focused on long-short term memory (LSTM) models to conduct their large-scale text analytics [2,85]. LSTMs are designed for sequential processing (i.e., processing one token at a time). Sequential processing introduces substantial computational overhead, struggles to efficiently capture long-term dependencies, and prevents parallelization. These limitations make LSTMs impractical for large-scale text analytics. Additionally, LSTMs (and their extensions) often require high-quality labeled data for supervised learning. Labeled data is costly to obtain, further restricting the scalability of LSTMs. Moreover, LSTM models are confined to the specific task they were trained for, limiting their generalizability to broader contexts [38]. The field of deep transfer learning has alleviated some of these concerns [73]. Text models can be trained for a specific task (e.g., sentiment analysis) and learned model parameters are transferred to a new model tailored for a similar task (e.g., multi-class text classification). However, deep transfer learning cannot fully address the scalability and generalizability concerns of sequential text analytics models [54].

Large Language Models (LLMs) have emerged as a potential solution to the limitations of sequential models in text analytics IS research. LLMs are advanced deep learning models that are pre-trained on massive amounts of textual data and then fine-tuned for downstream tasks [74]. Two key research advancements led to the creation of LLMs. First, LLMs are often built on the Transformer architecture, which is a newer deep learning architecture that can process a textual input sequence simultaneously (instead of sequentially) [78]. Second, researchers discovered that deep learning architectures can learn generalized language information by pre-training on a self-supervised multi-million record corpus and then fine-tuned with task-specific data [61,64]. Through the careful combination of the Transformer architecture and pre-training, LLMs have attained state-of-the-art performance in nearly every natural language processing (NLP) task [77].

In this paper, we propose an LLMs for Text Analytics Information Systems Research (TAISR) framework. Such frameworks are useful to the IS community when commonly accepted guidelines do not yet exist [10]. The proposed TAISR framework builds upon existing recommendations for conducting AI-enabled IS research by providing detailed information about LLMs from a technical and implementation perspective [59,65]. Our framework also differentiates itself from extant surveys on LLMs by being application-driven and targeted for the field of IS [30,48,54]. While this paper is not comprehensive of LLMs, it provides carefully synthesized recommendations that IS researchers can build upon. By following the TAISR framework, IS researchers will be able to implement LLMs within various domains and contexts.

The rest of the paper is organized as follows. First, we provide an overview of LLMs. Second, we summarize the current seminal LLMs by closed-source (e.g., ChatGPT) and open-source (e.g., BERT). Third, we introduce our LLM for TAISR framework. Fourth, we provide three case studies that show the proof-of-value of our proposed TAISR framework. Fourth, we discuss current challenges and limitations for implementing LLMs. Finally, we conclude the work.

2 AN OVERVIEW OF LARGE LANGUAGE MODELS

The first LLMs adapted the bidirectional LSTM architecture and pre-trained on a corpus of 30 million sentences [61]. These recurrent-based LLMs improved over traditional embedding approaches (e.g., Word2Vec, GloVe) by learning word contexts based on the sentence around each word. Word contexts were learned through language modeling, which is a self-supervised approach to predicting the next word in a sentence based on the prior and future contexts of the word. However, researchers noted that recurrent architectures were not scalable due to vanishing gradients (gradients diminish exponentially during backpropagation) and sequential processing [54].

To alleviate vanishing gradients and sequential processing issues, LLM researchers maintained the same language modeling training procedure (self-supervised next-word prediction) but replaced the underlying recurrent-based architecture with the newer Transformer architecture [78]. The Transformer removes recurrence and operates via the self-attention mechanism. The self-attention mechanism is mathematically expressed as follows:

$$\text{Attention}(Q, K, V) = \text{softmax}\left(\frac{QK^T}{\sqrt{d_k}}\right)V \quad (1)$$

where Q , K , and V in Equation 1 denote the Query, Key, and Value matrices, respectively, and d_k represents the dimensionality of K . Self-attention concurrently attends to each token in the input sequence. Concurrent processing enables the model to process sequences in parallel rather than sequentially. Therefore, the self-attention mechanism alleviates both vanishing gradient and scalability concerns while also capturing contextual dependencies between tokens.

The original Transformer architecture is a sequence-to-sequence model comprised of an encoder and a decoder [78]. The encoder and decoder function as distinct deep learning models designed to learn latent representations from input sequences. The encoder consists of a multi-head attention block (several layered self-attention mechanisms) and a feed-forward layer. The decoder employs a masked multi-head attention block (which limits the decoder from seeing future context) to process inputs. A multi-head attention block in the decoder utilizes the masked multi-head attention output to calculate Q based on the learned encoder K and V . This process ensures the decoder effectively learns the latent representation mapping input (from the encoder) to output (from the decoder) sequences.

The Transformer architecture is pre-trained on a large corpora of text data to build modern LLMs [17]. Like recurrent-based LLMs, pre-training is most often self-supervised (i.e., language modeling) using massive textual datasets comprised of web text (e.g., Wikipedia) and books [63]. To perform pre-training, the text is parsed into individual sentences. Tokens within the text are masked (which can be random or at the end of the sentence based on the LLM architecture) [17]. The pre-training objective aims to maximize the conditional probability of predicting the masked tokens given the unmasked tokens. A pre-trained LLM can then be used (i.e., zero-shot) or adapted for specific downstream tasks.

The most common adaptation method for LLMs is fine-tuning. During fine-tuning, the weights of the LLM are adjusted based on a task-specific dataset [54]. For example, fine-tuning an LLM for review sentiment classification could include updating model parameters using a dataset of labeled review-sentiment pairs. Fine-tuning strategies include full fine-tuning and partial fine-tuning. Full fine-tuning updates all layers in an LLM and should be implemented when the target task is significantly different from the LLM’s pre-training objective [54]. In partial fine-tuning, only specific layers are modified (e.g., the final linear layer for a classification task) [68]. Partial fine-tuning is preferable when the pre-trained model has already captured relevant features for the target task in its lower layers and modifications to higher layers are sufficient for optimal task performance. The current salient methods of partial fine-tuning are low-rank adaptation (only a subset of important parameters are adjusted) and adapter layers (small trained layers that specialize in a chosen task) [24].

An increasingly popular form of fine-tuning is reinforcement learning [58]. Reinforcement learning is a class of methods that aims to align LLM outputs towards a specific goal using policy updates. For example, research has used

Proximal Policy Optimization (PPO) to guide LLM-generated text towards specific sentiments [91]. For PPO-based reinforcement learning, the LLM takes actions (generating words or sequences) based on its current state and policy, receiving rewards or scores based on how well its actions align (e.g., generating the correct sentiment) with the desired outcomes. Another type of reinforcement learning aims to align LLM outputs with human preferences, known as reinforcement learning from human feedback (RLHF). RLHF, which is implemented in ChatGPT, uses manually annotated rankings of model outputs to create a reward model that guides future model generations [57,58]. The nascent area of reinforcement learning for LLM fine-tuning should be carefully monitored by IS researchers for future updates and potential novel contributions.

A new paradigm for adapting LLMs has recently emerged called prompt learning [48]. Prompts are inputs into an LLM requesting a specific action (e.g., “generate a recipe using the following ingredients”). Like parameters in an LLM, these prompts can be learned to generate more optimal outputs. Generally, there are three types of prompt learning strategies [48]. First, fixed-LLM prompt-tuning freezes LLM parameters and updates the prompt by aiming to maximize the likelihood that the LLM has answered the prompt [42]. Fixed-LLM prompt-tuning should be considered when a user has a small (or no) amount of labeled data and low computing resources. Second, fixed-prompt LLM-tuning updates LLM parameters based on standard task-specific fine-tuning with a prompt specifying instructions [66]. Fixed-prompt LLM-tuning aligns the LLM more efficiently than standard fine-tuning but requires careful engineering of the prompt to be effective. Third, prompt and LLM-tuning tunes the prompt and the LLM parameters [49]. This method is suitable for tasks with large textual datasets but requires high computing resources.

Transformer-based LLMs can be grouped into three categories: (1) encoder, (2) encoder-decoder, and (3) decoder. We visualize each of the three categories of LLMs in Figure 1 and then detail each one in the following sections.

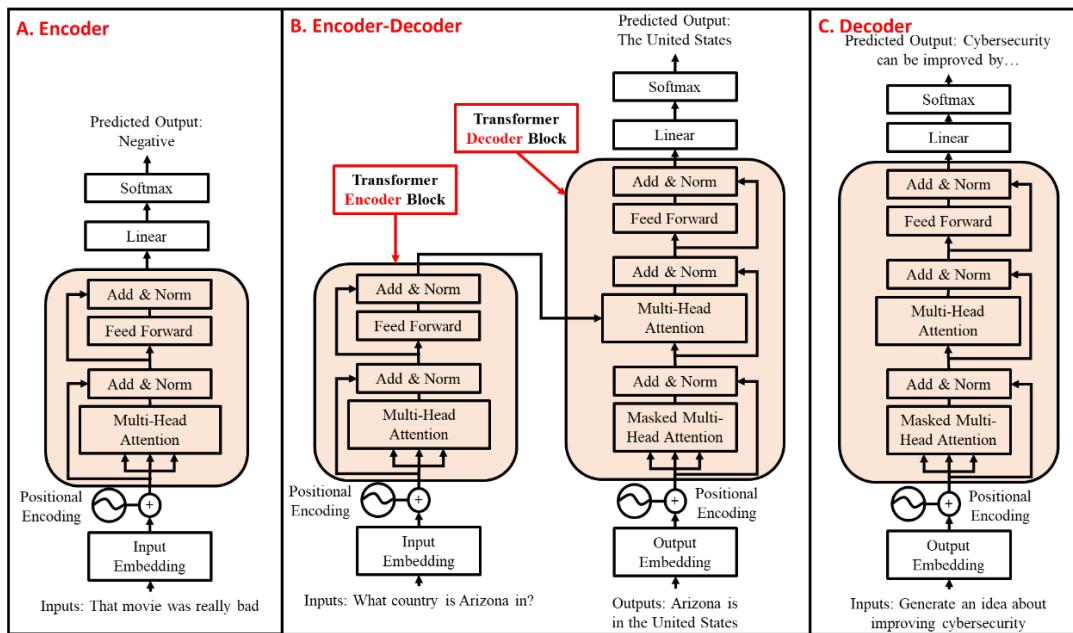


Figure 1: The Three Types of LLM Architectures: (A) Encoder, (B) Encoder-Decoder, and (C) Decoder

2.1 Encoder LLMs

Encoder LLMs (e.g., BERT) (Figure 1A) are most often trained self-supervised using masked language modeling [54]. In masked language modeling, 15% of the tokens in an input sentence are randomly masked (i.e., hidden) from the encoder LLM. A softmax layer is placed at the end of the encoder LLM to predict the masked token(s). The goal of the encoder LLM is to maximize the log-likelihood function:

$$L(X) = \sum_{i=1} \log P([Mask_i] = y_i | \tilde{X}; \theta) \quad (2)$$

Where X is the corpus of tokens, $Mask_i$ is a token that we want to predict (y_i) given the context tokens of \tilde{X} , and θ are the parameters learned by the LLM. Some encoder architectures also include a simultaneous next sentence prediction task [17]. In next sentence prediction, the training dataset is randomly split into sentence pairs that follow each other in the corpus and pairs that do not. The training task becomes simple binary classification (i.e., does the second sentence follow the first sentence? Yes/No). We demonstrate this process in Figure 2.

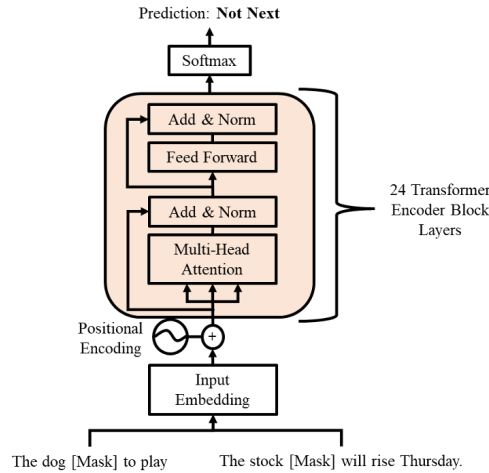


Figure 2: Encoder Next Sentence Prediction (Adapted from [17])

While encoder LLMs can be used for language generation tasks (e.g., summarization), they are more well suited for classification due to their masked language modeling training procedure [54]. Fine-tuning an encoder LLM for classification tasks is the same as training any supervised model on a task-specific dataset (i.e., the LLM is provided a set of inputs and class labels). Therefore, the metrics used to evaluate the outputs of encoder LLMs are the same as standard classification tasks: accuracy, precision, recall, F1-score, or area under the curve (AUC) [38].

2.2 Encoder-Decoder LLMs

Encoder-decoder LLMs (e.g., BART) (Figure 1B), employ both the encoder and a decoder of the standard Transformer. Encoder-decoder LLMs are often trained using denoising autoencoding [43]. In denoising autoencoding, text is corrupted through token masking and token shuffling to train the model on both masked language modeling and permutation language modeling objectives. The model then aims to reconstruct the original sequence from the corrupted version. Encoder-decoder LLMs often use the following loss function:

$$\mathcal{L}_{DAE}(X, X') = -\log P(X|X') \quad (3)$$

Where \mathcal{L}_{DAE} is the denoising autoencoding loss function and $P(X|X')$ is the conditional probability of generating the original sequence X given a corrupted sequence X' [43]. This training approach enables the encoder-decoder LLM to capture contextually rich textual representations while excelling in tasks like text summarization and translation [88].

An important facet of encoder-decoder (and decoder) LLMs is the choice of decoding method. A decoding method is a post-hoc process of converting the output of an LLM’s internal representation into a readable and coherent sequence of text [27]. There are three main types of decoding: (1) deterministic, (2) stochastic, and (3) contrastive. First, deterministic methods (e.g. greedy and beam search) select the next token in a sequence based on maximizing the model’s probability distribution [23,41]. Greedy search simply chooses the most probable token provided by the LLM [41]. Beam search calculates sequence log probabilities to select the most probable sequence [23]. Deterministic methods often lead to high sentence coherence but low diversity due to repeating high probability n -grams (known as neural degeneration, shown in the top left of Figure 3). Deterministic methods should be used when users want a text summary to use high-probability tokens from a document. Second, stochastic methods (e.g., top- k sampling, nucleus sampling) aim to address neural degeneration by truncating the probability distribution tail and sampling from the remaining tokens (shown on the right side of Figure 3) [27]. Top- k sampling samples k (set by user) probable tokens and chooses one [83]. Top- k samples the same k for each token in a sequence, which is undesirable when the probability distribution varies significantly from token to token. Nucleus sampling samples from a set of tokens that add up to a cumulative probability (set by the user) [27]. Stochastic methods often lead to diverse sentences but low semantic consistency. Stochastic methods should be used when a user wants more variability (e.g., idea generation). The token selection process for greedy, beam, top- k , and nucleus sampling is visualized in Figure 3.

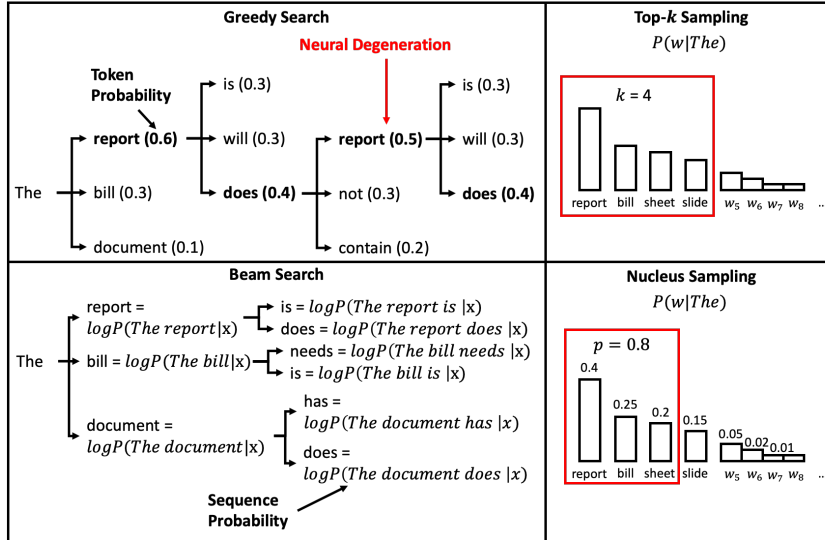


Figure 3: Token Selection Process for the Four Most Popular Decoding Methods

Finally, contrastive search is a new form of decoding method and can be used to achieve a balance between coherence and diversity [71]. Contrastive search uses the contrastive objective function:

$$x_t = \underset{v \in V^k}{\operatorname{argmax}} \left\{ (1 - \alpha) \times p_\theta(v|x_{<t}) - \alpha \times \left(\max \left\{ s(h_v, h_{x_j}) : 1 \leq j \leq t - 1 \right\} \right) \right\}, \quad (4)$$

where $p_\theta(v|x_{<t})$ is the LLM’s probability (i.e., confidence) that candidate token v follows given the prior tokens $x_{<t}$ at time t and $\max \left\{ s(h_v, h_{x_j}) : 1 \leq j \leq t - 1 \right\}$ is a degeneration penalty that measures the cosine similarity between h_v and h_{x_j} . Of the five reviewed text decoding methods, contrastive search often creates the most human-looking text due to a careful balance of diversity and coherence [71].

Regardless of decoding strategy, the evaluation of encoder-decoder LLMs being used for text generation or summarization can be automated or human-annotated based on the goal of the user [88]. Automated metrics can be reference-free (does not require ground-truth text) or reference (requires ground-truth text). We provide the seminal metrics (including their pros and cons) for evaluating the natural language outputs of an LLM in Table 1. The choice of evaluation metric(s) should be based on task and access to ground-truth data or human annotators.

Table 1: A Summary of Evaluation Metrics for Generative LLMs

Evaluation	Type	Metric	Explanation	Pro(s)	Con(s)	Reference	
Automated	Reference-free	Coherence	Measures the coherence between generated and prefix text using an LLM	Correlates well with human evaluations	Chosen LLM may suffer from inductive bias	[71]	
		Diversity	Measures token repetitiveness	Easy to calculate	Not informative of text quality	[83]	
		MAUVE	Measures the KL divergence between neural text and human text with an LLM	Great for relative comparisons	Chosen LLM may suffer from inductive bias	[62]	
		Perplexity	Likelihood the model generated the input text sequence	Can determine if the LLM learned the text distribution	Not comparable between models or datasets	[83]	
	Reference	BERTScore	Evaluates the similarity of two texts based on similarity of their BERT embeddings	Prevailing machine translation metric	Computationally expensive to calculate	[90]	
		BLEU	Evaluates the similarity of two texts based on n -grams	Good for machine translation tasks	Rarely correlates with human evaluations	[60]	
		ROUGE	Evaluates the similarity of two texts based on n -grams	Good for text summarization tasks	Rarely correlates with human evaluations	[47]	
	Hybrid	BARTScore	Likelihood that BART would generate a text based on a reference	Prevailing text summarization metric	Assumes BART is a good indicator of text quality	[88]	
	Human	N/A	Human likeness	Likelihood the given passage is AI-generated	Human evaluations are useful for automated comparisons	Humans are poor at detecting LLM text	[13]
			Fluency	Measures if the text is easy to understand		Subjective, costly to obtain	[71]
Informativeness			Measures if the text is interesting				

Note: BLEU = Bilingual Evaluation Understudy, MAUVE = Mean Area Under the Divergence Curve Evaluation, ROUGE = Recall-Oriented Understudy for Gisting Evaluation.

Automated evaluation generally evaluates the textual outputs of LLMs based on statistical properties (e.g., n -grams), closeness with a ground-truth dataset (e.g., BLEU, ROUGE), or LLM evaluation (e.g., BARTScore). Reference metrics

(BERTScore, BLEU, ROUGE) should only be used when a ground-truth dataset exists. However, reference-free metrics can be used to calculate the statistical properties of any text. Therefore, these metrics can be used generally when comparing text without ground-truth. Human evaluation metrics (Human Likeness, Fluency, and Informativeness) capture subjective qualities like the text’s human-like nature, ease of understanding, and intriguing content, respectively. These metrics are costly to obtain but can provide tremendous insight into the quality of LLM generated text [71].

2.3 Decoder LLMs

Decoder LLMs, (e.g., GPT-2, ChatGPT) (Figure 1C), are primarily trained through autoregressive training. Autoregressive training is a self-supervised approach where the model predicts the likelihood of the next token given the preceding context [64]. The decoder LLM processes each token in a sequence and generates the subsequent token probabilities based on the preceding tokens using an autoregressive mechanism. The goal of autoregressive training is to maximize the log-likelihood of the entire sequence:

$$L_1(\mathcal{U}) = \sum_i \log P(u_i | u_{i-k}, \dots, u_{i-1}; \theta), \quad (5)$$

Where \mathcal{U} is the textual corpus, u_i is a token that we want to predict given the prior context tokens of u_{i-k} and u_{i-1} , and θ are the parameters learned by the decoder LLM.

Decoder LLMs typically do not use a standard row of data for input (like many encoder and encoder-decoder LLMs). Instead, seminal decoder LLMs often use a prompt as input [58]. Prompts can be as basic or specific (e.g., provided contexts or constraints) as the user wants and will result in vastly different outputs from the LLM. Prompt engineering allows users of an LLM to further control the generation of text [48]. Users provide a prefix to their prompt specifying the task (e.g., summarize the following passage) before providing an input (e.g., a passage). For example, Chain-of-Thought prompting (a type of prompt engineering) provides a series of reasoning examples to an LLM to achieve a target task [81]. Chain-of-Thought prompting is shown to improve model performance in multi-step tasks (e.g., complex math problems), and output interpretability (i.e., LLMs will provide their step-by-step logic to the user). As stated previously, these prompts can also be learned through a training strategy [48].

Like encoder-decoder LLMs, decoder LLMs rely on a decoding strategy (deterministic, stochastic, contrastive) to transform model probability distributions into natural language. The same recommendations outlined in the encoder-decoder subsection for choice of decoding strategy apply. Further, since decoder LLMs generate natural language text, the evaluation metrics and recommendations outlined in Table 1 are also applicable.

3 MAJOR PLAYERS IN LLMs

To help understand how LLMs are currently used in organizational contexts, we reviewed the organizational landscape by model access, company, flagship model(s), number of parameters, and language support in Table 2. We then further detail closed- and open-source models in subsequent sections.

Table 2: Current Seminal Closed- and Open-source Companies

Access	Company	Flagship Model(s)	Parameters	Language Support
Closed-Source	OpenAI	ChatGPT-4, DALL-E	1 trillion	50+ natural languages
	Microsoft	Bing, GitHub CoPilot	1 trillion	11 programming languages
	Alphabet (Google)	Bard, Gemini, LaMDA, PaLM	137 billion	50+ natural languages
	Anthropic	Claude	52 billion	English

Open-Source	Huawei	PanGu- α , PanGu- Σ	1.1 trillion	ChatBot
	Meta	OPT, Llama2	175 billion	English
	Stanford	Alpaca	7 billion	English
	Baidu	Ernie 3.0 Titan	260 billion	English
	EleutherAI	GPT-Neo X	20 billion	English
	Tsinghua University	GLM	10 billion	English, Chinese
	Technology Innovation Institute	Falcon	40 billion	English, Arabic
	BigScience	BLOOM	176 billion	46 natural languages

Closed-source LLMs primarily come from major technology companies (e.g., OpenAI, Microsoft, Alphabet). These LLMs have rapidly increased their parameters to over one trillion and support many different natural or coding languages. Open-source LLMs are often from research universities (e.g., Stanford, Tsinghua) and have less parameters than flagship closed-source LLMs. Additionally, open-source LLMs often only support one or two languages. Open-source models often perform worse than open-source models in NLP tasks but provide significantly more access to the LLM architecture for careful control over model outputs [77].

3.1 Closed-source LLMs

Closed-source LLMs are developed by companies that choose to retain exclusive control over the LLM design, training methodologies, and data. Users typically interact with these models through provided APIs or interfaces, leveraging their functionalities for various NLP tasks. We summarize the current closed-source LLMs by company, LLM purpose, API functions, inputs, outputs, and if they can be fine-tuned in Table 3.

Table 3: A Summary of Current Seminal Closed-Source LLMs

Company	Model	Purpose	API Functions	API Input	API Output	Fine-tuning?
OpenAI	ChatGPT	General purpose chatbot	Chat	Prompt text	Response	No
	GPT-4	NLP tasks	Fine-tuning	Training data	Task completion	Yes
Microsoft / GitHub	CoPilot	Code completion	Coding tasks	Text/Code	Code block	Yes
	New Bing	Smart search engine	Chat	Prompt text	Response	No
Alphabet (Google)	Bard	Chatbot with search capability	Chat, search	Search	Response, search results	No
	LaMDA	General purpose chatbot	Chat	Prompt text	Response	No
	PaLM	NLP tasks	Fine-tuning	Training data	Task completion	Yes
	Codey	Code completion	Coding tasks	Text/Code	Code block	No
Anthropic	Claude	Ethics driven chatbot	Chat	Prompt text	Response	No
Huawei	PanGu-α	Chinese NLP tasks	Fine-tuning	Training data	Task completion	Yes
	PanGu-Σ	Chinese NLP tasks	Fine-tuning	Training data	Task completion	Yes

Closed-source models offer a wide spectrum of applications, ranging from general-purpose chatbots (ChatGPT, LaMDA) to specific tasks like code completion (CoPilot, Codey), smart search engines (Bing, Bard), and ethics-driven chatbots (Claude). Inputs are often prompt text. Outputs are responses to these prompts, including completed code blocks and textual task completions. However, the closed-source nature of these LLMs (only five of the eleven closed-source models allow fine-tuning) introduces challenges related to transparency (unclear what data was used to train LLM), interpretability (difficult to ascertain why certain outputs were achieved), and accessibility (cannot choose decoding method) compared to their open-source LLM counterparts. LLMs supporting fine-tuning provide users with some flexibility to adapt and optimize performance for specific tasks or datasets. However, these LLMs may still have significant concerns relating to security (e.g., keeping proprietary input data). This underscores the trade-off between closed-source LLM functionalities and their potential limitations for academic research.

3.2 Open-source LLMs

Open-source LLMs are publicly available models that allow users complete access to their architectures, codebases, and training data. Open-source LLMs can be downloaded and adapted to achieve a research task using fine-tuning, prompt learning, or another adaptive strategy. Hugging Face is the salient Python library for training and operationalizing open-source LLMs [84]. Hugging Face provides access to over 163,000 LLMs, 26,000 datasets, numerous fine-tuning, prompting, and decoding strategies, tutorials, and other tools to quickly develop cutting-edge text analytics projects. Hugging Face’s usefulness is primarily in training from scratch or implementing an existing open-source LLM to provide an output given an input.

Hugging Face alone does not provide sufficient tools to create powerful applications. For example, LLMs are not proper knowledge bases (often providing incorrect information to users) [34]. To incorporate knowledge bases, data, and other information into a fine-tuned LLM, researchers require additional tools. There are several tools (e.g., LangChain) that allow researchers to create multi-step applications powered by an LLM [76]. For example, LangChain provides tools to generate chatbot UIs, sequential processes (e.g., making a Google API request and then prompting an LLM based on the results of the request), evaluations (e.g., determine if a response is a good answer to a question using an ensemble of LLMs) and custom agents (e.g., an LLM can take actions based on observations).

As stated previously, LLM architectures are often built on the Transformer encoder, encoder-decoder, or the decoder [54]. We provide a list of seminal LLMs for each architecture along with the estimated disk space and computational power to train each in Table 4.

Table 4: A Summary of Current Seminal Open-Source LLMs

Architecture	Prevailing LLMs	Aggregate Disk Space	Estimated GPU
Encoder	BERT	2,048 MB	1.18 GB
	ALBERT	1,248 MB	0.19 GB
	XLM	5,200 MB	11.97 GB
	RoBERTa	2,262 MB	1.47 GB
	LayoutLM	1,921 MB	2.39 GB
Encoder-Decoder	BART	1,578 MB	2.50 GB
	MBART	2,440 MB	10.98 GB
	PEGASUS	3,370 MB	5.11 GB
Decoder	GPT2	12,101 MB	0.30 GB
	GPT-NeoX	57,800 MB	2.25 GB
	OPT	1,907 MB	1.98 GB
	Ernie 3.0	2,234 MB	0.324 GB
	BLOOM	26,800 MB	10.08 GB
	GLM	26,800 MB	36 GB
	Falcon	100,710 MB	18 GB
	Llama2	16,700 MB	126 GB

When choosing an LLM from the table for text analytics, it is important to refer to the estimated disk space and GPU requirements. As LLM parameters increase, so do the disk space and estimated GPU requirements. Some models (e.g., Llama2) are too large to be adapted on consumer hardware. However, GPU requirements can potentially be reduced using quantization (bit reduction), batch size (number of samples per training iteration), and prompt tuning techniques [45].

4 LLMS FOR TEXT ANALYTICS INFORMATION SYSTEMS RESEARCH (TAISR) FRAMEWORK

To assist IS researchers in implementing an LLM, we present a Text Analytics Information Systems Research (TAISR) Framework (Figure 4) with five major components: (1) Research Objective, (2) Data Collection, (3) Text Analytics Task, (4) LLM Implementation, and (5) Evaluation.

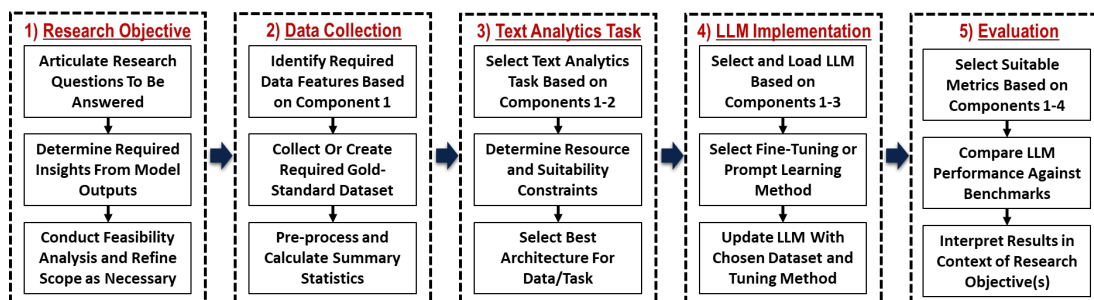


Figure 4: The Proposed TAISR Framework

4.1 Research Objective

The research objective provides the initial guidelines that will inform the rest of the LLM framework. Based on prior literature and real-world insights, IS researchers should aim to develop questions that answer novel and societally relevant problems [11,25]. These questions should inform model requirements (what domain characteristics need to be captured by the LLM?) and necessary outputs (what LLM outputs will answer my questions?). Based on the requirements, researchers should conduct a feasibility analysis using small scale data and seminal models to determine if an LLM is required for their research objectives. The feasibility analysis can include the operationalization of kernel and design theories to further refine LLM design requirements [25]. The results of the feasibility analysis should be used to iteratively update the research questions and scope and as necessary.

4.2 Data Collection

Data collection requires obtaining a representative dataset that can address the research question(s). Data requirements can also be determined from the feasibility analysis. These requirements can include textual structure (e.g., news articles have a title, author, tags, and main content) [22], user information (e.g., demographics about who is generating the textual content) [52], ground-truth (e.g., annotated labels, part-of-speech tags) [9,43], metadata (e.g., temporal or geospatial features) [79], and availability (e.g., potential dataset size and diversity).

Unless the IS researcher has access to proprietary organizational data or a representative dataset, they will have to collect their own textual data. There are currently two main methods of collecting large textual datasets within IS text analytics research: (1) open-source scraping and (2) crowdsourcing [10,52]. First, open-source scraping involves identifying an online collection of textual data (e.g., blog posts), building a crawler to collect and parse it, and storing the parsed text. Open-source scraping has been implemented by IS research to collect blog/social media posts [10,92], news articles [15,54], hacker communities [2,21], and health information [79]. Scraping data from online communities is cheap, easy to scale, and is often how LLM creators gather their pre-training datasets [17,64]. However, open-source text is often observational, biased, and does not allow for fine-grained control of the data collection. Second, crowdsourcing platforms (e.g., Mechanical Turk) are often used by the IS community to quickly mine specific opinions and behaviors [52]. Crowdsourcing platforms are more expensive to collect from than open-source collections but allow for fine-grained

insights [70]. For example, crowdsourcing platforms can collect demographic information, ask follow-up questions, and potentially detect disingenuous or biased answers [70,82].

Once data is collected, it is important to conduct pre-processing and calculate summary statistics if necessary. Data pre-processing steps may include manual labeling (e.g., classification and summarization tasks), cleaning (e.g., deduplication, formatting, lemmatization), and debiasing (e.g., positive resampling) [7,38]. These steps will depend heavily on research objectives and should be determined by the data collection and domain of interest. Manual feature engineering is not typical for LLMs as their self-attention mechanisms will automatically determine salient textual features [63,78]. After pre-processing, researchers should calculate summary statistics. This step will help inform how to determine the text analytics task. For labeled data, determining the distribution of labels assists in determining if class imbalances need to be accounted for [78]. For unlabeled text, summary statistics are less important. However, metrics like average document length, term frequency, and vocabulary complexity can assist in determining an appropriate LLM [87].

4.3 Text Analytics Task

The text analytics task is selected based on the research objectives and the characteristics of the data collection. Generally, LLMs are powerful tools for classification, summarization, and generation [54]. While there are other classes of LLM tasks, we focus on classification, summarization, and generation due to their prominence and use in recent IS research [3,54,67,92]. Classification (e.g., named entity recognition, sentiment analysis) should be chosen when ground-truth labels are available [58]. Summarization should be chosen when automated summaries would lead to enhanced organizational insights (e.g., reports from financial postings) [22]. LLM-based summarization benefits from ground-truth summaries but they are not required. Generation should be chosen when the research goal is to build an artifact that can create open-ended text (e.g., chatbots, idea creation) [67]. However, implementation of the three classes of tasks varies greatly on data labels, quantity, and goals. IS researchers should first determine their computational resources. As discussed in Table 4, LLMs with more parameters require more computational power. Large computing resources are not typically available in business schools. Therefore, IS researchers should consider smaller versions of seminal LLMs (e.g., TinyBERT [35]) or implementing efficient training strategies (e.g., low-rank adaptation [29]) depending on their computing resources.

Once the text analytics task and computing resources have been determined, researchers should choose their LLM architecture. We recommend that IS research focuses on open-source LLMs. Closed-source LLMs are cost-prohibitive, not interpretable, rarely allow for fine-tuning, and may keep your proprietary data. In our opinion, the potential performance boost these models offer are not worth these limitations. As stated previously, encoder LLMs (e.g., BERT) excel at classification, encoder-decoder LLMs (e.g., BART) excel at summarization, and decoder LLMs (e.g., GPT-2) excel at generation. While Table 4 provides examples of seminal open-source models in each LLM architecture, we recognize that these recommendations will quickly become outdated. We recommend examining the new and popular architectures and LLMs for each task on Hugging Face, following top AI outlets (e.g., NeurIPS, ICLR, ICML, AAAI), and following AI research groups (e.g., Google, Meta) on LinkedIn.

4.4 LLM Implementation

The LLM implementation is where the core technical contributions of an IS research project can be made. Computational requirements will continue to increase and seminal LLMs will continue to change. Therefore, novel frameworks built upon LLM architectures (and not specific models) should have more lasting impacts. While it is unlikely that IS will make new contributions on LLM pre-training (due to computational constraints), there is significant potential for novel technical contributions in building an LLM-based framework. We posit that technical novelties can be in the textual input

representation, the fine-tuning strategy, decoding methods, objective functions, using LLM outputs as supplement inputs in subsequent models, and evaluation methods in the context of organizational impact.

To implement the chosen LLM, we recommend using a virtual Python environment or Google CoLab. Most open-source LLMs are available through Python packages. Using the Python environment of choice, IS researchers should download their chosen LLM (usually through Hugging Face) and load their dataset (usually as a PyTorch dataset). The fine-tuning strategy (or lack thereof) should be based on the LLM, the text analytics task, and the data collection.

For classification tasks (e.g., sentiment analysis), typically a feed-forward classification layer is placed at the end of the LLM and is trained the same as a standard classification model [54]. This final layer must be fine-tuned. However, LLM layers can be frozen (either all or just the lower level) if the training dataset is not sufficiently large, if the research team does not have access to adequate computing resources, or if the new input data is already semantically similar to the LLM training dataset [48].

For summarization tasks (e.g., financial summaries), fine-tuning often involves a set of inputs and outputs (e.g., a news article and a ground-truth summary) that are placed into the encoder and the decoder, respectively [22]. The weights of both the encoder and decoder are iteratively updated through the training process. The choice of decoding strategy (deterministic, stochastic, contrastive) should also be carefully experimented with during the fine-tuning phase. If ground-truth summaries are not available, some decoder LLMs (e.g., Llama2) can perform well in zero-shot (e.g., no model weight updating) settings with careful prompt engineering [77].

For generation tasks (e.g., chatbots), many open-source models work well in the zero-shot setting [45]. However, these models will often produce incorrect information (known as hallucinations) if the research domain is not similar to the LLMs training dataset [34]. Generative LLMs can often be improved with autoregressive fine-tuning (updating LLM weights with a representative dataset), knowledge enhancement (providing a database the LLM can reference), and prompt learning (learning the best input prompt) [8,30,31].

4.5 Evaluation

Once the LLM has been adapted for the chosen text analytics task, it is vital to compare its performance against the current state-of-the-art approaches in literature. Our recommendations for evaluating adapted LLMs follow seminal literature on conducting technical evaluations of machine and deep learning IS research [59,65]. Evaluation metrics should be aligned with the previously established TAISR components (i.e., research objectives, dataset, text analytics task, and model architecture). IS researchers should consult recent and relevant literature to determine seminal metrics (e.g., Table 2) and machine and deep learning models that are suitable for their context. Comparing the adapted LLM against the current state-of-the-art models can provide a comprehensive understanding of the strengths and weaknesses of the adapted LLM. It is also recommended that IS researchers conduct a thorough sensitivity analysis of their LLM [65]. This process includes using various fine-tuning strategies, datasets, and LLM architectures to determine what technical components contributed most to overall performance. IS researchers may also consider creating distilled (i.e., smaller and highly targeted) versions of their adapted LLM for their sensitivity analysis to determine the tradeoff between performance (in terms of metrics) and LLM size (in terms of parameters and GPU requirements) [16,82]. These smaller scale models may have significant impacts within mobile device and ecological IS research [19]. This framework does not provide recommendations for a situated implementation of the trained LLM. However, non-technical evaluations of an adapted LLM in its intended context should be conducted and follow seminal IS recommendations [56].

5 CASE STUDIES

As a proof-of-value for our TAISR framework, we present three brief case studies in business intelligence that follow our recommendations for using LLMs (classification, summarization, and generation) and that are relevant to current organizational goals and IS research: (1) Sentiment Analysis for Organizations, (2) Automated Reporting of Competitor Actions, and (3) Social Media Content Generation for Organizations. The case studies apply the principles of our TAISR framework to showcase how IS researchers can potentially design future textual research streams for advanced business intelligence using LLMs. While our case studies focus on general organizational contexts, we also see several domain specific uses. For example, healthcare informatics could benefit from electronic health record synthesis and cybersecurity professionals could benefit from proactive threat intelligence generation [21,37].

5.1 Case Study 1: Sentiment Analysis for Organizations

Organizations are increasingly interested in measuring public opinion in real-time. Recent IS research has identified sentiment analysis of open-source data (e.g., financial reports, social media, product reviews) as a powerful tool for assisting organizations in the automated analysis of public opinions [18,92]. Therefore, our first case study examines how LLMs can be used in the context of organizational sentiment analysis.

5.1.1. Research Objective

Organizations are becoming increasingly interested in analyzing public opinion about them. Public organizational opinions often come in the form of financial news, social media, and product reviews [10,18,92]. However, collecting a large amount of labeled public sentiment from three separate platforms can be cost-prohibitive. This cost necessitates a model that can automatically determine public sentiment about an organization given limited data. Therefore, our research question is:

- How can we develop a framework that can accurately determine public sentiment about an organization across financial news, social media, and online product reviews when provided minimal data?

In a small-scale feasibility analysis, we found that classical machine learning and deep learning models struggled to classify public sentiment across these three platforms. However, LLMs may be a suitable solution to classify sentiments across different platforms with proper fine-tuning and guidance [48].

5.1.2. Data Collection

To analyze the public sentiment of an organization, we require a ground-truth dataset from each platform (financial news, social media, and online product reviews). For financial news, we collected 4,840 labeled news articles about organizations manually annotated as positive, neutral, or negative sentiment by financial experts [53]. For social media, we collected 10,000 labeled posts (positive or negative) from X (formerly Twitter) about organizations. For online product reviews, we collected 25,000 Amazon reviews and their associated ratings (i.e., 1, 2, 3, 4, or 5). Our overall ground-truth dataset is shown in Table 5.

Table 5: Sentiment Analysis Data Collection Summary

Dataset	Size	Label Summary Statistics
Financial News	4,840	Positive: 59.4%, 1,363 records Neutral: 28.10%, 2,879 records Negative: 12.60%, 604 records
Social Media	10,000	5,000 records for each rating (positive and negative)
Product Reviews	25,000	5,000 records for each rating (1, 2, 3, 4, and 5)

From Table 5, we noted that the financial news dataset is imbalanced, favoring neutral and positive sentiment over negative sentiment. However, we did not think the imbalance in the dataset necessitates special training measures. Our social media and product review datasets are evenly split across each label.

5.1.3 Text Analytics Task

Given our goal of predicting public sentiment and our access to ground-truth labels, we chose a classification approach. For the purposes of this case study, we used a low resource machine with one 16GB NVIDIA 4080 GPU. Therefore, our approach required a method that can be fine-tuned with minimal data. Given our goal of classification, we chose to adapt an encoder LLM due to their state-of-the-art classification results [54].

5.1.4 LLM Implementation

Investigating the Hugging Face platform, we discovered the encoder LLM FinBERT [33]. This LLM is an adapted version of BERT fine-tuned on financial analysis reports. As previously stated, partial fine-tuning or prompt learning is preferable when the pre-trained model has already captured relevant features for the target task in its lower layers (i.e., FinBERT is already adapted for financial analysis). We adopted the Low-Rank Adaptation learning strategy since we have a small amount of labeled data [29]. We used an Anaconda virtual environment with Hugging Face installed to download and load FinBERT. We loaded our collected dataset and used Hugging Face’s built in Low-Rank Adaptation method. We used a low learning rate of 0.01 to ensure our LLM weights did not significantly shift. We updated the LLM for three epochs as this is when performance stopped changing.

5.1.5 Evaluation

We compared our tuned-FinBERT (FinBERT adapted on our datasets) against seminal machine (Decision Tree, KNN, SVM, Logistic Regression) and deep learning (CNN, LSTM, BiLSTM, BiLSTM with attention) sentiment classification models [4,18,92]. We also compared our tuned-FinBERT against TinyBERT (a small and distilled version of BERT) and BERT [35]. Each model was trained (or fine-tuned using Low-Rank Adaptation) with the respective dataset. The results were evaluated with F1-score (commonly used to evaluate imbalanced sentiment analysis) [36,79]. The results for each model are shown in Table 6.

Table 6: Results for Case Study 1: Sentiment Analysis for Organizations

Model Type	Model	Dataset		
		FN	SM	PR
Classical Machine Learning	Decision Tree	55.69%	60.03%	28.80%
	KNN	61.24%	62.16%	31.09%
	SVM	73.79%	77.06%	48.46%
	Logistic Regression	78.13%	78.46%	43.09%
Deep Learning	CNN	83.95%	77.94%	46.01%
	LSTM	75.72%	78.29%	49.87%
	BiLSTM	73.86%	78.21%	50.93%
	BiLSTM w/ Attention	83.42%	79.08%	51.67%
LLMs	TinyBERT	70.72%	74.00%	44.12%
	BERT	85.15%	81.10%	52.92%
	Tuned-FinBERT	91.34%	78.60%	54.40%

Note: BiLSTM = Bidirectional LSTM, CNN = Convolutional Neural Network, FN = Financial News, KNN = K-Nearest Neighbors, LSTM = Long Short-Term Memory, PR = Product Reviews, SM = Social Media, SVM = Support Vector Machine.

The results of our experiment show that tuned-FinBERT led to state-of-the-art results for financial news (91.34%) and product review (54.40%) sentiment analysis while achieving the third best results for social media (78.60%). FinBERT performing well for financial news is consistent with literature [33]. Tuned-FinBERT underperforming BERT for the social media dataset (78.60% vs 81.10%) is also consistent, as social media text is often more jargon-laden than the news articles that FinBERT has been specially tuned for. F1-scores for product reviews are generally low for all models. These results are most likely due to the five-class classification setting and the biased data (i.e., a person may say something nice and give a two-star review and vice versa). However, tuned-FinBERT was still able to discover latent patterns and outperform all other benchmark models. It was disappointing to see that TinyBERT (distilled BERT) performed poorly in all settings. However, TinyBERT is a distilled model that we then fine-tuned. It would be interesting in future research to see if the results hold if the order of operations are reversed (i.e., fine-tune and then distill to create a TinyFinBERT).

5.2 Case Study 2: Automated Reporting of Competitor Actions

For organizations to maintain a competitive advantage, it is vital that they generate business intelligence through careful analysis of open-source internet data [10]. Open-source data can contain consumer opinions and information about an organization but also its competitors. Understanding competitor actions is vital to the health and success of an organization [14]. Therefore, automatically generating reports of external competitor actions is of great interest to several categories of organizations. Our second case study examines how LLMs can be used in the context of automated report generation.

5.2.1. Research Objective

To assist organizations in quickly understanding competitor actions, we aim to automate the generation of reports by summarizing recent and relevant news articles about competitors to our manufacturing company. However, summarizing news articles in a way that is relevant to organizations is currently unclear. Therefore, our research question is:

- How can we develop a framework that can summarize news articles about competitor actions into a business intelligence report?

In a small-scale feasibility analysis, we found that seminal machine and deep learning models are currently not well prepared to generate high quality summaries for specific contexts (i.e., they only perform well in general and high-data settings) [88]. LLMs have recently achieved state-of-the-art performance in many text summarization tasks, justifying them for our problem domain context [22].

5.2.2. Data Collection

Our data collection requires two specific features. First, we require news articles about competitors' actions. Second, we require ground-truth summaries of these news articles to help fine-tune an LLM. For this case study, we assumed the position as a researcher for a Fortune 500 consumer electronics company. Using open-source scraping, we collected 150 news articles about competing companies. We then manually crafted brief ground-truth summaries of each news article about the actions that we thought would be interesting to our company. In our dataset, each row corresponds to a paragraph in a news article and its manually crafted summary. An example row of our dataset is shown in Table 7.

Table 7: Example News Article and its Ground-truth Summary

News Article Paragraph	Ground-truth Summary
South Korean electronics giant Samsung has made significant progress since its foray into the automotive device market in 2015. Recent launches of various automotive ICs showcased Samsung's effort to diversify business lines from the volatile consumer memory market and to create valid growth opportunities for its semiconductor foundry business. It	Samsung has recently launched initiatives to become the world's leading automotive memory

aims to become the world's leading automotive memory company by 2025, surpassing Micron, the current champion with a 45% global market share.	company, shifting focus away from consumer products.
---	--

5.2.3 Text Analytics Task

Given our goal of generating business intelligence from news articles, our text analytics task is a summarization approach. Summarization can be extractive (extracting key words or sentences) or abstractive (generating summarized content) [22]. Extractive summarization is useful when there is no ground-truth summaries. However, extractive summarization is often not coherent (important for reports to management) [44]. Abstractive summarization often creates the most coherent summaries if a representative ground-truth dataset is available for fine-tuning [43,89]. Like Case Study 1, we used a low resource machine with one 16GB NVIDIA 4080 GPU. Given our goal of abstractive summarization, we choose to adapt an encoder-decoder LLM due to their state-of-the-art summarization results in recent literature [54].

5.2.4 LLM Implementation

Based on our literature review of encoder-decoder models, we decided to implement PEGASUS [89]. PEGASUS is pre-trained specifically for abstractive summarization. Given our ground-truth dataset and PEGASUS' low GPU requirements, we chose to conduct a full fine-tuning procedure. Like Case Study 1, we used an Anaconda virtual environment with Hugging Face installed to download and load PEGASUS. We load our ground-truth news articles and associated summaries and fine-tuned PEGASUS using Hugging Face's built in modules. We used a low learning rate of 0.01 and updated the model for five epochs as this is when LLM performance stopped changing.

5.2.5 Evaluation

We compared our tuned-PEGASUS against seminal deep learning (CNN, RNN, LSTM) and LLMs (BERT, BART) for summarization [39,43,50,89]. Classical machine learning models are not often used for summarization due to the encoder-decoder requirement. The summarization results were evaluated with ROUGE-1 (measuring overlapping unigrams), ROUGE-2 (measuring overlapping bigrams), and ROUGE-L (measuring longest common subsequence) scores, which are common metrics in reference-based summarization tasks [89]. Each metric is measured between 0 and 1, with scores closer to 1 being better. The results for each model are shown in Table 8.

Table 8: Results for Case Study 2: Automated Reporting of Competitor Actions

Model Type	Model	ROUGE-1	ROUGE-2	ROUGE-L
Deep Learning	CNN	0.398	0.152	0.319
	RNN	0.372	0.174	0.375
	LSTM	0.401	0.171	0.394
LLM	BERT	0.384	0.164	0.366
	BART	0.427	0.208	0.409
	PEGASUS	0.430	0.217	0.411
	Tuned-PEGASUS	0.443	0.229	0.423

Note: BART = Bidirectional and Auto-Regressive Transformers, BERT = Bidirectional Encoder Representations from Transformers, CNN = Convolutional Neural Network, LSTM = Long Short-Term Memory, PEGASUS = Pre-training with Extracted Gap-sentences for Abstractive Summarization, RNN = Recurrent Neural Network.

The results of our experiment show that among deep learning models, the recurrent-based LSTM achieved the best ROUGE-1 and ROUGE-L score. This result makes sense as the sequential and long-term memory features of the LSTM are well-equipped for summarization tasks. Among the LLMs, BERT performs the worst in all three metrics (and is outperformed by the LSTM model). These results are consistent with our literature review that encoder LLMs (i.e., BERT)

are not appropriate for text generation or summarization tasks [54]. BART and PEGASUS both outperform the LSTM in all three metrics. These results suggest that their pre-training leads to significant improvements in text summarization. BART is not specifically conditioned for abstractive summarization, potentially explaining PEGASUS outperforming BART. Finally, fine-tuning PEGASUS on our small ground-truth dataset leads to state-of-the-art results in ROUGE-1 (0.443), ROUGE-2 (0.229), and ROUGE-L (0.423). It is important to note that ROUGE only assesses content selection based on potentially subjective ground-truth summaries. Therefore, IS researchers should also consider post-hoc human evaluation to gauge the fluency, coherence, and value of the generated business intelligence reports.

5.3 Case Study 3: Social Media Content Generation for Organizations

Social media interactions have become vital for the dissemination of organizational news, collecting opinions, increasing brand awareness, and building sustained relationships with customers [1,15,92]. However, the scale of social media makes it difficult to continuously monitor and create content. Therefore, our final case study examines how LLMs can automatically generate textual content for social media platforms.

5.3.1. Research Objective

The goal of Case Study 3 is to automate the generation of social media content based on a prompt. These social media posts must match the writing style of the organization to maintain brand coherence. Therefore, our research question is:

- How can we automatically generate social media content that matches the writing style of an organization based on their existing social media interactions?

Like text summarization, machine and deep learning models are not well equipped to generate free-form text due to their low number of parameters and forgetting over long sequences [54]. Autoregressive LLMs (e.g., ChatGPT) currently provide state-of-the-art results in text generation, and should be investigated to answer our research question [57].

5.3.2. Data Collection

To generate novel social media content, we require a representative dataset of real social media posts. For this case study, we chose the fast-food company Wendy's. Wendy's has recently become known for their social media posts, frequently injecting humor and weirdness into their textual content as a strategy for increasing brand awareness [15]. Using open-source scraping, we collected 500 of the most recent Wendy's replies to consumers on X (formerly Twitter). We also collected the posts that Wendy's was replying to. This allows us to use those posts as input prompts (i.e., "Generate a response to this post: [post content here]"). This dataset provides a representative sample of the type of textual content Wendy's is likely to post in response to consumer mentions of them.

5.3.3 Text Analytics Task

Given our goal of generating open-ended social media posts, our text analytics task is a generation approach. Text generation is highly variable and depends on fine-tuning, prompting, and decoding [48,54]. The same as the prior case studies, we used a low resource machine with one 16GB NVIDIA 4080 GPU. Given our goal of open-ended text generation, we chose to adapt a decoder LLM trained autoregressively due to their state-of-the-art results in several generation tasks [63,77].

5.3.4 LLM Implementation

Based on our review of decoder LLMs, we decided to implement GPT-NeoX [6]. Based on other text generation tasks, GPT-NeoX is the best performing autoregressive LLM that we can reasonably fine-tune on our hardware (i.e., Llama2 requires significantly more computational resources to fine-tune or various tricks to load into memory). Given our ground-truth dataset and GPT-NeoX’s low GPU requirements, we chose to conduct an autoregressive fine-tuning procedure. We used an Anaconda virtual environment with Hugging Face installed to download and load GPT-NeoX and our Wendy’s X dataset. We fine-tuned the parameters of GPT-NeoX using an autoregressive strategy (GPT-NeoX predicts the likelihood of the next token given the preceding Wendy’s post context). We used a low learning rate of 0.01 and updated the model for three epochs as this is when LLM performance stopped changing.

5.3.5 Evaluation

We compared GPT-NeoX against seminal text generation models (GPT-2, BLOOM, OPT, GPT-NeoX) [6,40,64]. Each benchmark model was fine-tuned the same as GPT-NeoX. Among the decoding methods, we predicted that contrastive search would lead to the most natural looking social media posts since it attempts to balance both diversity and coherence of text [71]. However, we also measured the performance of the top deterministic (greedy, beam) and stochastic (top- k , nucleus) decoding methods to further explore the effect of decoding strategy on text generation. We fine-tuned each LLM and prompted it to generate a response to the consumer posts in our Wendy’s dataset. We calculated the perplexity, diversity, and coherence of the generated social media posts, as these are often used metrics in open-ended generation [27,41,71]. We also calculated these metrics on the real Wendy’s responses. Our goal was not to find the lowest perplexity or highest diversity/coherence. Rather, the goal was to minimize the delta (Δ) between the metrics of the real Wendy’s replies and the LLM-generated replies to ensure that our responses are statistically representative of Wendy’s style. The results for each model and decoding strategy/method are shown in Table 9.

Table 9: Results for Case Study 3: Social Media Content Generation for Organizations

Model	Decode Strategy	Decode Method	Perplexity	Diversity	Coherence
Wendy’s Replies	N/A	N/A	81.63	0.8614	0.6055
GPT-2	Deterministic	Greedy	159.1 (77.47)	0.3962 (0.4652)	0.5507 (0.0548)
		Beam	152.9 (71.27)	0.4026 (0.4588)	0.5567 (0.048)
	Stochastic	Top-k	157.0 (75.37)	0.6780 (0.1834)	0.5150 (0.0905)
		Nucleus	116.5 (34.87)	0.6566 (0.2048)	0.5334 (0.072)
Contrastive	Search	110.6 (28.97)	0.7479 (0.1135)	0.6010 (0.004)	
BLOOM	Deterministic	Greedy	262.4 (180.77)	0.4930 (0.3684)	0.6045 (0.001)
		Beam	236.0 (154.37)	0.4766 (0.3848)	0.6192 (0.013)
	Stochastic	Top-k	234.4 (152.77)	0.7252 (0.1362)	0.6041 (0.0014)
		Nucleus	251.3 (169.67)	0.7088 (0.1526)	0.5926 (0.0129)
Contrastive	Search	227.6 (145.97)	0.6883 (0.1731)	0.5912 (0.014)	
OPT	Deterministic	Greedy	298.9 (217.27)	0.4739 (0.3875)	0.5482 (0.0573)
		Beam	228.6 (146.97)	0.4498 (0.4116)	0.5612 (0.0443)
	Stochastic	Top-k	212.3 (130.67)	0.7338 (0.1276)	0.5932 (0.012)
		Nucleus	179.4 (97.77)	0.7806 (0.170)	0.6014 (0.004)
Contrastive	Search	117.6 (35.97)	0.7551 (0.1063)	0.5358 (0.0697)	
GPT-NeoX	Deterministic	Greedy	266.0 (184.37)	0.449 (0.4124)	0.5945 (0.011)
		Beam	216.0 (134.37)	0.4822 (0.3792)	0.5637 (0.041)
	Stochastic	Top-k	177.0 (95.37)	0.7253 (0.1361)	0.6112 (0.005)
		Nucleus	104.4 (22.77)	0.7378 (0.1236)	0.5324 (0.073)
Contrastive	Search	90.3 (8.67)	0.7812 (0.0802)	0.5585 (0.047)	

Note: BLOOM = BigScience Large Open-science Open-access Multilingual Language Model, GPT = Generative Pre-trained Transformer, OPT = Open-source Pre-trained Transformer.

The results of our experiment show that GPT-NeoX outperforms the other benchmark models in perplexity and diversity. GPT-2 is an older autoregressive LLM with less parameters than modern LLMs, potentially limiting its ability to generate coherent and diverse text. BLOOM is a newer LLM but is trained on a massive corpus of multilingual data. While BLOOM achieved the top result in coherence when using greedy search (Δ 0.001), it struggled to develop diverse social media posts across all decoding methods. OPT, trained on a large corpus of internet content (e.g., Reddit posts, blogs), performs better than GPT-2 and BLOOM in diversity but struggles to generate coherent posts. Finally, GPT-NeoX (trained with similar internet content as OPT) achieved the top perplexity (Δ 8.67) and coherence (Δ 0.0802) when using contrastive search. Our evaluation also suggests that contrastive search outperforms deterministic and stochastic strategies for generating human-like X posts. However, human evaluations can help further confirm the results of our analysis.

6 LLM CHALLENGES AND LIMITATIONS

Despite the potential usefulness of LLMs for conducting TAISR, they have several notable limitations that should be carefully considered before implementation in an organizational context [68]. We discuss some noteworthy limitations and potential mitigation strategies below.

6.1 Hallucinations

Hallucinations occur when LLMs provide falsified facts, code, references, or other information to a user [34]. Hallucination generally stems from LLMs that are trained on internet data that has not been cleaned or verified (e.g., social media posts) [20]. There are two types of LLM hallucination: (1) intrinsic and (2) extrinsic [34]. First, intrinsic hallucinations are non-factual statements within LLM-generated text. Intrinsic hallucinations can be mitigated by referencing external knowledge bases or negative sampling [72]. Second, extrinsic hallucinations are LLM-generated text that are not contextually relevant to the input prompt. RLHF has been shown to greatly improve open-ended LLM-generations and reduce extrinsic hallucinations [58,77].

6.2 Sensitive Information Disclosure

Sensitive information (e.g., personally identifiable information) is often learned by LLMs due to being trained on massive quantities of internet text [66]. This problem can be exacerbated by closed-access models (e.g., ChatGPT) that save user chat logs for future training instances. Sensitive information can be extracted from LLMs through targeted sampling of high perplexity text sequences (which are often memorized training data) to reconstruct original training sentences [50]. Open-source LLMs also suffer from sensitive information disclosure due to severe vulnerabilities introduced by poor open-source coding practices [36]. To mitigate against sensitive information disclosure, LLMs should be fine-tuned with differential privacy techniques or pre-trained with data that is scrubbed of sensitive information [51].

6.3 Detecting LLM-generated Text

LLM-generated text is a rising concern, as it could be used for academic dishonesty, fraud, and misinformation [69]. Organizations have focused on developing detectors to automatically detect LLM-generated text [32]. Generally, there are three types of LLM detectors: (1) perturbation, (2) adversarial, and (3) classifier. First, the suspected LLM-generated text is randomly perturbed and an LLM is asked to regenerate the text. Log probabilities are then calculated to determine the similarity between texts [86]. Second, a binary classifier is jointly trained with an adversarial paraphraser to detect LLM-generated text [32]. Third, a machine or deep learning model for binary classification (real or LLM-generated) is trained [45]. While these models can work within specific settings, they are highly sensitive to human paraphrasing [53], non-

English text [46], and stochastic decoding methods [55]. Therefore, researchers should be wary about implementing LLM-generated text detection systems and there remain several potential research streams for improving detection methods.

6.4 Adversarial Prompts

Many LLMs have implemented security measures in an attempt to prevent model misuse (e.g., sensitive information disclosure attacks) [57]. However, LLM security measures can be bypassed with adversarial prompts [79,92]. Adversarial prompts attempt to induce model misuse through careful manipulations of an input prompt using competing objectives or mismatched generalization [80,93]. Competing objectives surround a malicious goal (e.g., write a phishing email) with benign text (e.g., generate a fairy tale story). This may cause a misclassification by an LLM security measure, leading to the generation of both the benign and malicious objectives. In mismatched generalization, an LLM is presented with input data unknown to the LLM security measure (e.g., random characters, a different language, etc.). It is recommended to include input sanitization procedures and place an adversarial prompt classifier between the input and downstream LLM to help protect against adversarial prompting [17].

7 CONCLUSION

LLMs are quickly becoming ubiquitous for text analytics research. However, there is not currently a framework to guide IS research in implementing LLMs for organizational contexts. Therefore, we proposed a TAISR framework with five components. We also provided three case studies to demonstrate the proof-of-value of our proposed framework. IS researchers will be able to expand their research toolbox to include state-of-the-art LLMs by following our TAISR framework. While the TAISR framework is not comprehensive of all scenarios or LLM implementation methods, it provides a starting block to build interesting new research streams upon. We believe that these new LLM-enabled research streams will lead to interesting and novel insights into new and existing organizational problems.

REFERENCES

- [1] Sarah A. Alkhodair, Benjamin C. M. Fung, Steven H. H. Ding, William K. Cheung, and Shih-Chia Huang. 2021. Detecting high-engaging breaking news rumors in social media. *ACM Trans. Manag. Inf. Syst.* 12, 1 (March 2021), 1–16.
- [2] Benjamin Ampel, Sagar Samtani, Hongyi Zhu, and Hsinchun Chen. Creating Proactive Cyber Threat Intelligence with Hacker Exploit Labels: A Deep Transfer Learning Approach. *MIS Quarterly* Forthcoming, 1–46.
- [3] Benjamin Ampel, Sagar Samtani, Hongyi Zhu, Hsinchun Chen, and Jay F. Nunamaker Jr. Improving Threat Mitigation Through a Cybersecurity Risk Management Framework: A Computational Design Science Approach. *Journal of Management Information Systems* Forthcoming, 1–40.
- [4] Despoina Antonakaki, Paraskevi Fragopoulou, and Sotiris Ioannidis. 2021. A survey of Twitter research: Data model, graph structure, sentiment analysis and attacks. *Expert Syst. Appl.* 164, 114006 (February 2021), 114006.
- [5] Markus Bayer, Marc-André Kaufhold, and Christian Reuter. 2022. A Survey on Data Augmentation for Text Classification. *ACM Comput. Surv.* 55, 7 (December 2022), 1–39.
- [6] Sidney Black, Stella Biderman, Eric Hallahan, Quentin Anthony, Leo Gao, Laurence Golding, Horace He, Connor Leahy, Kyle McDonell, Jason Phang, Michael Pieler, Usvsn Sai Prashanth, Shivanshu Purohit, Laria Reynolds, Jonathan Tow, Ben Wang, and Samuel Weinbach. 2022. GPT-NeoX-20B: An Open-Source Autoregressive Language Model. In *Proceedings of BigScience Episode #5*, Association for Computational Linguistics.
- [7] Tolga Bolukbasi, Kai-Wei Chang, James Y. Zou, Venkatesh Saligrama, and Adam T. Kalai. 2016. Man is to Computer Programmer as Woman is to Homemaker? Debiasing Word Embeddings. *Adv. Neural Inf. Process. Syst.* 29, (2016).

- [8] Tom Brown, Benjamin Mann, Nick Ryder, Melanie Subbiah, Jared D. Kaplan, Prafulla Dhariwal, Arvind Neelakantan, Pranav Shyam, Girish Sastry, Amanda Askell, and Others. 2020. Language Models Are Few-shot Learners. *Adv. Neural Inf. Process. Syst.* 33, (2020), 1877–1901.
- [9] Nicholas Carlini, Florian Tramèr, Eric Wallace, Matthew Jagielski, Ariel Herbert-Voss, Katherine Lee, Adam Roberts, Tom Brown, Dawn Song, Ulfar Erlingsson, and Others. 2021. Extracting training data from large language models. In *30th USENIX Security Symposium (USENIX Security 21)*, 2633–2650.
- [10] Michael Chau and Jennifer Xu. 2012. Business Intelligence in Blogs: Understanding Consumer Interactions and Communities. *MIS Quarterly* 36, 4 (2012), 1189–1216.
- [11] Hsinchun Chen, Roger H. L. Chiang, and Veda C. Storey. 2012. Business Intelligence and Analytics: From Big Data to Big Impact. *MIS Quarterly* 36, 4 (2012), 1165.
- [12] Yutian Chen, Hao Kang, Vivian Zhai, Liangze Li, Rita Singh, and Bhiksha Raj. 2023. GPT-Sentinel: Distinguishing Human and ChatGPT Generated Content. *arXiv [cs.CL]*. Retrieved from <http://arxiv.org/abs/2305.07969>
- [13] Elizabeth Clark, Tal August, Sofia Serrano, Nikita Haduong, Suchin Gururangan, and Noah A. Smith. 2021. All That's 'Human' Is Not Gold: Evaluating Human Evaluation of Generated Text. In *Proceedings of the 59th Annual Meeting of the Association for Computational Linguistics*, Association for Computational Linguistics, 7282–7296.
- [14] John A. Czepiel. 2020. Competitor Analysis. In *The Routledge Companion to Strategic Marketing*. Routledge, New York, NY: Routledge, 2021. | Series: Routledge companions in business, management & accounting, 125–140.
- [15] Sopan Deb. 2023. If Every Brand is Funny Online, is Anything Funny? *The New York Times*. Retrieved December 10, 2023 from <https://www.nytimes.com/2023/10/10/business/media/brands-social-media-tiktok-twitter.html>
- [16] Gelei Deng, Yi Liu, Yuekang Li, Kailong Wang, Ying Zhang, Zefeng Li, Haoyu Wang, Tianwei Zhang, and Yang Liu. 2023. Jailbreaker: Automated Jailbreak Across Multiple Large Language Model Chatbots. *arXiv [cs.CR]*. Retrieved from <http://arxiv.org/abs/2307.08715>
- [17] Jacob Devlin, Ming-Wei Wei Chang, Kenton Lee, and Kristina Toutanova. 2018. BERT: Pre-training of Deep Bidirectional Transformers for Language Understanding. *arXiv*, 4171–4186. Retrieved from <http://arxiv.org/abs/1810.04805>
- [18] Kelvin Du, Frank Xing, and Erik Cambria. 2023. Incorporating Multiple Knowledge Sources for Targeted Aspect-based Financial Sentiment Analysis. *ACM Trans. Manage. Inf. Syst.* 14, 3 (June 2023), 1–24.
- [19] Yogesh K. Dwivedi, Nir Kshetri, Laurie Hughes, Emma Louise Slade, Anand Jeyaraj, and Arpan Kumar Kar. 2023. Opinion Paper: “So what if ChatGPT wrote it?” Multidisciplinary perspectives on opportunities, challenges and implications of generative conversational AI for research, practice and policy. *Int. J. Inf. Manage.* 71, 102642 (August 2023), 102642.
- [20] Nouha Dziri, Sivan Milton, Mo Yu, Osmar Zaiane, and Siva Reddy. 2022. On the Origin of Hallucinations in Conversational Models: Is it the Datasets or the Models? In *Proceedings of the 2022 Conference of the North American Chapter of the Association for Computational Linguistics*, Association for Computational Linguistics.
- [21] Mohammadreza Ebrahimi, Yidong Chai, Sagar Samtani, and Hsinchun Chen. 2022. Cross-lingual Cybersecurity Analytics in the International Dark Web with Adversarial Deep Representation Learning. *MIS Quarterly* 46, 2 (2022), 1209–1226.
- [22] Wafaa S. El-Kassas, Cherif R. Salama, Ahmed A. Rafea, and Hoda K. Mohamed. 2021. Automatic Text Summarization: A Comprehensive Survey. *Expert Syst. Appl.* 165, (March 2021), 113679.
- [23] Angela Fan, Mike Lewis, and Yann Dauphin. 2018. Hierarchical Neural Story Generation. In *Proceedings of the 56th Annual Meeting of the Association for Computational Linguistics*, Association for Computational Linguistics, 889–898.
- [24] Zihao Fu, Haoran Yang, Anthony Man-Cho So, Wai Lam, Lidong Bing, and Nigel Collier. 2023. On the Effectiveness of Parameter-Efficient Fine-Tuning. *AAAI* 37, 11 (June 2023), 12799–12807.
- [25] Shirley Gregor and Alan R. Hevner. 2013. Positioning and Presenting Design Science Research for Maximum Impact. *MIS Quarterly* 37, 2 (2013), 337–355.

- [26] Xuanli He, Lingjuan Lyu, Chen Chen, and Qiongkai Xu. 2022. Extracted BERT Model Leaks More Information than You Think! In *Proceedings of the 2022 Conference on Empirical Methods in Natural Language Processing*, Association for Computational Linguistics, 1530–1537.
- [27] Ari Holtzman, Jan Buys, Li Du, Maxwell Forbes, and Yejin Choi. 2019. The Curious Case of Neural Text Degeneration. In *International Conference on Learning Representations*.
- [28] Tiffany Hsu and Steven Lee Myers. 2023. Another side of the A.I. boom: Detecting What A.I. Makes. *The New York Times*. Retrieved September 7, 2023 from <https://www.nytimes.com/2023/05/18/technology/ai-chat-gpt-detection-tools.html>
- [29] Edward J. Hu, Yelong Shen, Phillip Wallis, Zeyuan Allen-Zhu, Yuanzhi Li, Shean Wang, Lu Wang, and Weizhu Chen. 2021. LoRA: Low-Rank Adaptation of large language models. *arXiv [cs.CL]*. Retrieved from <http://arxiv.org/abs/2106.09685>
- [30] Linmei Hu, Zeyi Liu, Ziwang Zhao, Lei Hou, Liqiang Nie, and Juanzi Li. 2023. A Survey of Knowledge Enhanced Pre-Trained Language Models. *IEEE Trans. Knowl. Data Eng.* 99 (2023), 1–19.
- [31] Shengding Hu, Ning Ding, Huadong Wang, Zhiyuan Liu, Jingang Wang, Juanzi Li, Wei Wu, and Maosong Sun. 2022. Knowledgeable Prompt-tuning: Incorporating Knowledge into Prompt Verbalizer for Text Classification. In *Proceedings of the 60th Annual Meeting of the Association for Computational Linguistics*, Association for Computational Linguistics, 2225–2240.
- [32] Xiaomeng Hu, Pin-Yu Chen, and Tsung-Yi Ho. 2023. RADAR: Robust AI-Text Detection via Adversarial Learning. *arXiv [cs.CL]*. Retrieved from <http://arxiv.org/abs/2307.03838>
- [33] Allen H. Huang, Hui Wang, and Yi Yang. 2023. FinBERT: A Large Language Model For Extracting Information From Financial Text. *Contemporary Accounting Research* 40, 2 (May 2023), 806–841.
- [34] Ziwei Ji, Nayeon Lee, Rita Frieske, Tiezheng Yu, Dan Su, Yan Xu, Etsuko Ishii, Yejin Bang, Andrea Madotto, and Pascale Fung. 2022. Survey of Hallucination in Natural Language Generation. *ACM Comput. Surv.* (November 2022).
- [35] Xiaohu Jiao, Yichun Yin, Lifeng Shang, Xin Jiang, Xiao Chen, Linlin Li, Fang Wang, and Qun Liu. 2020. TinyBERT: Distilling BERT for Natural Language Understanding. In *Findings of the Association for Computational Linguistics: EMNLP 2020*, 4163–4417.
- [36] Adhishree Kathikar, Aishwarya Nair, Ben Lazarine, Agrim Sachdeva, and Sagar Samtani. 2023. Assessing the Vulnerabilities of the Open-Source Artificial Intelligence (AI) Landscape: A Large-Scale Analysis of the Hugging Face Platform. In *IEEE International Conference on Intelligence and Security Informatics (ISI)*, IEEE, 1–6.
- [37] Rajiv Kohli and Sharon Swée-Lin Tan. 2016. Electronic Health Records: How Can IS Researchers Contribute to Transforming Healthcare? *MIS Quarterly* 40, 3 (2016), 553–574.
- [38] Kamran Kowsari, Kiana Jafari Meimandi, Mojtaba Heidarysafa, Sanjana Mendu, Laura Barnes, and Donald Brown. 2019. Text Classification Algorithms: A Survey. *Information* 10, 4 (April 2019), 150.
- [39] Wojciech Kryściński, Romain Paulus, Caiming Xiong, and Richard Socher. 2018. Improving Abstraction in Text Summarization. In *Proceedings of the 2018 Conference on Empirical Methods in Natural Language Processing*, Association for Computational Linguistics. DOI:<https://doi.org/10.18653/v1/d18-1207>
- [40] Teven Le Scao, Angela Fan, Christopher Akiki, Ellie Pavlick, Suzana Ilić, and Daniel Hesslow. 2022. BLOOM: A 176B-Parameter Open-Access Multilingual Language Model. *arXiv [cs.CL]*. Retrieved from <http://arxiv.org/abs/2211.05100>
- [41] Dongkyu Lee, Gyeonghun Kim, Janghoon Han, Taesuk Hong, Yi-Reun Kim, Stanley Jungkyu Choi, and Nevin L. Zhang. 2023. Local Temperature Beam Search: Avoid Neural Text DeGeneration via Enhanced Calibration. In *Findings of the Association for Computational Linguistics*, Association for Computational Linguistics, 9903–9915.
- [42] Brian Lester, Rami Al-Rfou, and Noah Constant. 2021. The Power of Scale for Parameter-Efficient Prompt Tuning. In *Proceedings of the 2021 Conference on Empirical Methods in Natural Language Processing*, Association for Computational Linguistics, 3045–3059.

- [43] Mike Lewis, Yinhan Liu, Naman Goyal, Marjan Ghazvininejad, Abdelrahman Mohamed, Omer Levy, Veselin Stoyanov, and Luke Zettlemoyer. 2020. BART: Denoising Sequence-to-Sequence Pre-training for Natural Language Generation, Translation, and Comprehension. In *Proceedings of the 58th Annual Meeting of the Association for Computational Linguistics*, aclanthology.org, 7871–7880.
- [44] Quanzhi Li and Qiong Zhang. 2021. Twitter Event Summarization By Exploiting Semantic Terms and Graph Network. In *Proceedings of the AAAI Conference on Artificial Intelligence*, AAAI, 15347–15354.
- [45] Xiang Lisa Li and Percy Liang. 2021. Prefix-tuning: Optimizing Continuous Prompts for Generation. In *Proceedings of the 59th Annual Meeting of the Association for Computational Linguistics*, Association for Computational Linguistics. DOI:<https://doi.org/10.18653/v1/2021.acl-long.353>
- [46] Weixin Liang, Mert Yuksekogul, Yining Mao, Eric Wu, and James Zou. 2023. GPT Detectors are Biased Against Non-native English Writers. *Patterns* 4, 7 (July 2023), 100779.
- [47] Chin-Yew Lin. 2004. ROUGE: A Package for Automatic Evaluation of Summaries. In *Text Summarization Branches Out*, Association for Computational Linguistics, 74–81.
- [48] Pengfei Liu, Weizhe Yuan, Jinlan Fu, Zhengbao Jiang, Hiroaki Hayashi, and Graham Neubig. 2023. Pre-train, Prompt, and Predict: A Systematic Survey of Prompting Methods in Natural Language Processing. *ACM Computing Surveys* 55, 9 (January 2023), 1–35.
- [49] Xiao Liu, Yanan Zheng, Zhengxiao Du, Ming Ding, Yujie Qian, Zhilin Yang, and Jie Tang. 2023. GPT understands, too. *AI Open* (August 2023). DOI:<https://doi.org/10.1016/j.aiopen.2023.08.012>
- [50] Yang Liu and Mirella Lapata. 2019. Text Summarization with Pretrained Encoders. In *Proceedings of the 2019 Conference on Empirical Methods in Natural Language Processing*, Association for Computational Linguistics.
- [51] Lukas, Salem, Sim, Tople, Wutschitz, and Zanella-Béguelin. 2023. Analyzing Leakage of Personally Identifiable Information in Language Models. In *2023 IEEE Symposium on Security and Privacy (SP)*, computer.org, 346–363.
- [52] Roman Lukyanenko, HEC Montreal, Jeffrey Parsons, Yolanda F. Wiersma, and Mahed Maddah. 2019. Expecting the Unexpected: Effects of Data Collection Design Choices on the Quality of Crowdsourced User-Generated Content. *MIS Quarterly* 43, 2 (January 2019), 623–647.
- [53] Pekka Malo, Ankur Sinha, Pekka Korhonen, Jyrki Wallenius, and Pyry Takala. 2014. Good debt or bad debt: Detecting semantic orientations in economic texts. *J. Assoc. Inf. Sci. Technol.* 65, 4 (April 2014), 782–796.
- [54] Bonan Min, Hayley Ross, Elior Sulem, Amir Poursan Ben Veyseh, Thien Huu Nguyen, Oscar Sainz, Eneko Agirre, Ilana Heintz, and Dan Roth. 2023. Recent Advances in Natural Language Processing via Large Pre-Trained Language Models: A Survey. *ACM Computing Surveys* (June 2023).
- [55] Eric Mitchell, Yoonho Lee, Alexander Khazatsky, Christopher D. Manning, and Chelsea Finn. 2023. DetectGPT: Zero-Shot Machine-Generated Text Detection using Probability Curvature. *arXiv [cs.CL]*. Retrieved from <http://arxiv.org/abs/2301.11305>
- [56] Jay F. Nunamaker, Robert O. Briggs, Douglas C. Derrick, and Gerhard Schwabe. 2015. The Last Research Mile: Achieving Both Rigor and Relevance in Information Systems Research. *Journal of Management Information Systems* 32, 3 (2015), 10–47.
- [57] OpenAI. 2023. GPT-4 Technical Report. *OpenAI*.
- [58] Long Ouyang, Jeff Wu, Xu Jiang, Diogo Almeida, Carroll L. Wainwright, and Pamela Mishkin. 2022. Training Language Models To Follow Instructions With Human Feedback. In *Advances in Neural Information Processing Systems*, 27730–27744.
- [59] Balaji Padmanabhan, Xiao Fang, Nachiketa Sahoo, and Andrew Burton-Jones. 2022. Machine Learning in Information Systems Research. *Management Information Systems Quarterly* 46, 1 (2022), iii–xix.
- [60] Kishore Papineni, Salim Roukos, Todd Ward, and Wei-Jing Zhu. 2002. BLEU: A Method For Automatic Evaluation of Machine Translation. In *Proceedings of the 40th Annual Meeting of the Association for Computational Linguistics*, Association for Computational Linguistics, 311–318.

- [61] Matthew Peters, Mark Neumann, Mohit Iyyer, Matt Gardner, Christopher Clark, Kenton Lee, and Luke Zettlemoyer. 2018. Deep Contextualized Word Representations. In *Proceedings of the 2018 Conference of the North American Chapter of the Association for Computational Linguistics*, Association for Computational Linguistics.
- [62] Krishna Pillutla, Swabha Swayamdipta, Rowan Zellers, John Thickstun, Sean Welleck, Yejin Choi, and Zaid Harchaoui. 2021. MAUVE: Measuring the gap between neural text and human text using divergence frontiers. *Advances in Neural Information Processing Systems* 34, (2021), 4816–4828.
- [63] A. Radford, J. Wu, R. Child, D. Luan, D. Amodei, and I. Sutskever. 2019. *Language Models Are Unsupervised Multitask Learners*. OpenAI Blog.
- [64] Alec Radford, Karthik Narasimhan, Tim Salimans, and Ilya Sutskever. 2018. Improving Language Understanding by Generative Pre-Training. Retrieved November 29, 2022 from <https://www.cs.ubc.ca/~amuham01/LING530/papers/radford2018improving.pdf>
- [65] Sagar Samtani, Hongyi Zhu, Balaji Padmanabhan, Yidong Chai, and Hsinchun Chen. 2023. Deep Learning for Information Systems Research. *Journal of Management Information Systems* 40, 1 (2023), 271–301.
- [66] Timo Schick and Hinrich Schütze. 2021. Few-Shot Text Generation with Natural Language Instructions. In *Proceedings of the 2021 Conference on Empirical Methods in Natural Language Processing*, Association for Computational Linguistics, Online and Punta Cana, Dominican Republic, 390–402.
- [67] Ryan M. Schuetzler, G. Mark Grimes, and Justin Scott Giboney. 2020. The Impact of Chatbot Conversational Skill on Engagement and Perceived Humanness. *Journal of Management Information Systems* 37, 3 (July 2020), 875–900.
- [68] Zhiqiang Shen, Zechun Liu, Jie Qin, Marios Savvides, and Kwang-Ting Cheng. 2021. Partial Is Better Than All: Revisiting Fine-tuning Strategy for Few-shot Learning. *AAAI* 35, 11 (May 2021), 9594–9602.
- [69] Natasha Singer. 2023. Ban or Embrace? Colleges Wrestle With A.I.-Generated Admissions Essays. *The New York Times*. Retrieved September 6, 2023 from <https://www.nytimes.com/2023/09/01/business/college-admissions-essay-ai-chatbots.html>
- [70] Zachary R. Steelman, Oklahoma State University, Bryan I. Hammer, Moez Limayem, Oklahoma State University, and University of South Florida. 2014. Data Collection in the Digital Age: Innovative Alternatives to Student Samples. *MIS Quarterly* 38, 2 (February 2014), 355–378.
- [71] Y. Su, T. Lan, Y. Wang, D. Yogatama, L. Kong, and N. Collier. 2022. A Contrastive Framework for Neural Text Generation. In *Advances In Neural Information Processing Systems* (35).
- [72] Weiwei Sun, Zhengliang Shi, Shen Gao, Pengjie Ren, Maarten de Rijke, and Zhaochun Ren. 2023. Contrastive Learning Reduces Hallucination in Conversations. *AAAI* 37, 11 (June 2023), 13618–13626.
- [73] Chuanqi Tan, Fuchun Sun, Tao Kong, Wenchang Zhang, Chao Yang, and Chunfang Liu. 2018. A Survey on Deep Transfer Learning. In *Artificial Neural Networks and Machine Learning – ICANN 2018*, Springer International Publishing, 270–279.
- [74] Yi Tay, Mostafa Dehghani, Dara Bahri, and Donald Metzler. 2022. Efficient Transformers: A Survey. *ACM Computing Surveys* 55, 6 (December 2022), 1–28.
- [75] M. Thangaraj and M. Sivakami. 2018. Text Classification Techniques: A Literature Review. *Interdisciplinary Journal of Information, Knowledge, and Management* 13, (2018), 117–135.
- [76] Oguzhan Topsakal and Tahir Cetin Akinci. 2023. Creating Large Language Model Applications Utilizing LangChain: A Primer on Developing LLM Apps Fast. In *Proceedings of the International Conference on Applied Engineering and Natural Sciences*, 10–12.
- [77] Hugo Touvron, Louis Martin, Kevin Stone, Peter Albert, Amjad Almahairi, Yasmine Babaei, and Nikolay Bashlykov. 2023. Llama 2: Open Foundation and Fine-Tuned Chat Models. *arXiv [cs.CL]*. Retrieved from <http://arxiv.org/abs/2307.09288>

- [78] Ashish Vaswani, Noam Shazeer, Niki Parmar, Jakob Uszkoreit, Llion Jones, Aidan N. Gomez, Lukasz Kaiser, and Illia Polosukhin. 2017. Attention Is All You Need. *Advances in Neural Information Processing Systems* 30, 1 (2017), 5999–6009.
- [79] Xiangyu Wang, Kang Zhao, Xun Zhou, and Nick Street. 2020. Predicting User Posting Activities in Online Health Communities with Deep Learning. *ACM Trans. Manag. Inf. Syst.* 11, 3 (September 2020), 1–15.
- [80] Alexander Wei, Nika Haghtalab, and Jacob Steinhardt. 2023. Jailbroken: How Does LLM Safety Training Fail? *arXiv [cs.LG]*. Retrieved from <http://arxiv.org/abs/2307.02483>
- [81] Jason Wei, Xuezhi Wang, Dale Schuurmans, Maarten Bosma, Brian Ichter, Fei Xia, Ed Chi, Quoc Le, and Denny Zhou. 2022. Chain-of-Thought Prompting Elicits Reasoning in Large Language Models. In *Advances in Neural Information Processing Systems*, 24824–24837.
- [82] Markus Weinmann, Joseph Valacich, Christoph Schneider, Jeffrey L. Jenkins, and Martin Thomas Hibbeln. 2021. The Path of the Righteous: Using Trace Data to Understand Fraud Decisions in Real Time. *MIS Quarterly*. Retrieved December 7, 2023 from <https://papers.ssrn.com/abstract=4008223>
- [83] Sean Welleck, Ilya Kulikov, Stephen Roller, Emily Dinan, Kyunghyun Cho, and Jason Weston. 2019. Neural Text Generation With Unlikelihood Training. In *International Conference on Learning Representations*, 1–18.
- [84] Thomas Wolf, Lysandre Debut, Victor Sanh, Julien Chaumond, Clement Delangue, Anthony Moi, Pierric Cistac, Tim Rault, Rémi Louf, Morgan Funtowicz, and Jamie Brew. 2019. Transformers: State-of-the-art natural language processing. *arXiv* (2019). DOI:<https://doi.org/10.18653/v1/2020.emnlp-demos.6>
- [85] Jiaheng Xie, Xiao Liu, Daniel Dajun Zeng, and Xiao Fang. 2022. Understanding Medication Nonadherence from Social Media: A Sentiment-Enriched Deep Learning Approach. *MIS Quarterly* 46, 1 (February 2022), 341–372.
- [86] Xianjun Yang, Wei Cheng, Linda Petzold, William Yang Wang, and Haifeng Chen. 2023. DNA-GPT: Divergent N-Gram Analysis for Training-Free Detection of GPT-Generated Text. *arXiv [cs.CL]*. Retrieved from <http://arxiv.org/abs/2305.17359>
- [87] Wenhao Yu, Chenguang Zhu, Zaitang Li, Zhiting Hu, Qingyun Wang, Heng Ji, and Meng Jiang. 2022. A Survey of Knowledge-Enhanced Text Generation. *ACM Comput. Surv.* (January 2022). DOI:<https://doi.org/10.1145/3512467>
- [88] Yuan, Neubig, and Liu. 2021. Bartscore: Evaluating generated text as text generation. *Adv. Neural Inf. Process. Syst.* (2021). Retrieved from <https://proceedings.neurips.cc/paper/2021/hash/e4d2b6e6fdca3e60f1a62fee3d9dd-Abstract.html>
- [89] Jingqing Zhang, Yao Zhao, Mohammad Saleh, and Peter Liu. 13--18 Jul 2020. PEGASUS: Pre-training with Extracted Gap-sentences for Abstractive Summarization. In *Proceedings of the 37th International Conference on Machine Learning* (Proceedings of Machine Learning Research), PMLR, 11328–11339.
- [90] Tianyi Zhang, Varsha Kishore, Felix Wu, Kilian Q. Weinberger, and Yoav Artzi. 2020. BERTScore: Evaluating Text Generation with BERT. In *International Conference on Learning Representations*, 1–43.
- [91] Daniel M. Ziegler, Nisan Stiennon, Jeffrey Wu, Tom B. Brown, Alec Radford, Dario Amodei, Paul Christiano, and Geoffrey Irving. 2019. Fine-tuning language models from human preferences. *arXiv [cs.CL]*. Retrieved from <http://arxiv.org/abs/1909.08593>
- [92] David Zimbra, Ahmed Abbasi, Daniel Zeng, and Hsinchun Chen. 2018. The State-of-the-Art in Twitter Sentiment Analysis: A Review and Benchmark Evaluation. *ACM Trans. Manage. Inf. Syst.* 9, 2 (August 2018), 1–29.
- [93] Andy Zou, Zifan Wang, J. Zico Kolter, and Matt Fredrikson. 2023. Universal and Transferable Adversarial Attacks on Aligned Language Models. *arXiv [cs.CL]*. Retrieved from <http://arxiv.org/abs/2307.15043>