

GUITAR: Gradient Pruning toward Fast Neural Ranking

Weijie Zhao, Shulong Tan, Ping Li

Cognitive Computing Lab

Baidu Research

10900 NE 8th St. Bellevue, WA 98004, USA

{zhaoweijie12, tanshulong2011, pingli98}@gmail.com

ABSTRACT

With the continuous popularity of deep learning and representation learning, fast vector search becomes a vital task in various ranking/retrieval based applications, say recommendation, ads ranking and question answering. Neural network based ranking is widely adopted due to its powerful capacity in modeling complex relationships, such as between users and items, questions and answers. However, it is usually exploited in offline or re-ranking manners for it is time-consuming in computations. Online neural network ranking—so called **fast neural ranking**—is considered challenging because neural network measures are usually non-convex and asymmetric. Traditional Approximate Nearest Neighbor (ANN) search which usually focuses on metric ranking measures, is not applicable to these advanced measures.

In this paper, we introduce a novel graph searching framework to accelerate the searching in the fast neural ranking problem. The proposed graph searching algorithm is bi-level: we first construct a probable candidate set; then we only evaluate the neural network measure over the probable candidate set instead of evaluating the neural network over all neighbors. Specifically, we propose a gradient-based algorithm that approximates the rank of the neural network matching score to construct the probable candidate set; and we present an angle-based heuristic procedure to adaptively identify the proper size of the probable candidate set. Empirical results on public data confirm the effectiveness of our proposed algorithms.

1 INTRODUCTION

With the rapid development of deep neural networks, recently, neural network based ranking models attract great attention in information retrieval, advertising, knowledge graphs, advertising, recommendation, and question answering systems [5, 7, 8, 13–15, 22, 23, 25, 33, 49, 51, 56, 59, 60]. The neural network based ranking model takes a query vector and a base vector as input and predicts a ranking score that measures how the query vector matches the base vector. Neural networks are flexible in modeling complex relationships among different kinds of objects, such as queries and documents, users and items, or questions and answers. For example, one neural network can model how likely a user (query vector) will be interested in an item (base vector). Given a user vector, ideally, we can enumerate all item vectors and compute their matching score with the neural network to recommend the most relevant items to the user. However, real-world recommendation systems forbid the enumeration, as it is often too time-consuming to deploy for online ranking applications over a large number of items. Therefore, neural network based ranking models are usually used in

offline ranking or re-ranking on pre-produced small subsets [5, 7, 8]. On the other hand, in order to apply neural network matching measures in online applications, machine learning engineers design a bi-level retrieval workflow: they first retrieve a small subset of item candidates through simple similarity measures, e.g., cosine similarity, using efficient searching indices, like *approximate nearest neighbor* (ANN) search methods [2, 3, 6, 11, 16, 17, 19, 27, 31, 34–37, 39, 62, 63]; then the neural network matching measures are employed over the small candidate subset to generate final ranking and recommendation.

Fast neural ranking. Fast neural ranking is proposed to use ANN methods with neural network matching measures to perform approximate ranking by neural network measures [40]. The fast neural ranking problem is considered challenging since these ranking measures are complex, usually non-convex and asymmetric. Conventional ANN search methods are designed for some simple ranking measures, such as ℓ_2 distance, Cosine similarity, or inner product. It is not straightforward to extend ANN search methods for fast neural ranking scenarios.

Tan et al. [49] show that building a proximity graph over item vectors using ℓ_2 distance and performing a graph-based ANN search on the graph results a coordinate descent on the item space for the neural network measure. Specifically, Tan et al. [49] extend the definition of traditional greedy search to a generic setting: Let X and Y be subsets of Euclidean spaces, given a data set $S = \{x_1, \dots, x_n\} \subset X$ and a matching function (which can be a neural network), $f : X \times Y \rightarrow \mathbb{R}$, given $q \in Y$, we target to find:

$$\arg \max_{x_i \in S} f(x_i, q), \quad \text{for } q \in Y. \quad (1)$$

There are no strong assumptions for the matching function: metric or non-metric, linear or non-linear, convex or non-convex, symmetric or asymmetric. The distance measures focused by ANN search or any learned neural network based measures are all special cases of the matching function. Beyond the definition, they also provide a solution for fast neural ranking (the case when the matching function is a neural network), called Search on L2 Graph (SL2G). They extend traditional graph based fast vector searching algorithms by constructing graph indices in ℓ_2 distance but searching according to the neural network measure.

Figure 1 presents an example of the SL2G searching algorithm. The searching procedure follows the A^* heuristic fashion as most graph-based ANN algorithms: in each iteration, we extract a frontier vertex from a priority queue, probe all neighbors of the current frontier vertex, and insert those neighbor vertex into the priority queue. The weight of each vertex in the priority queue is its similarity to the query vertex.

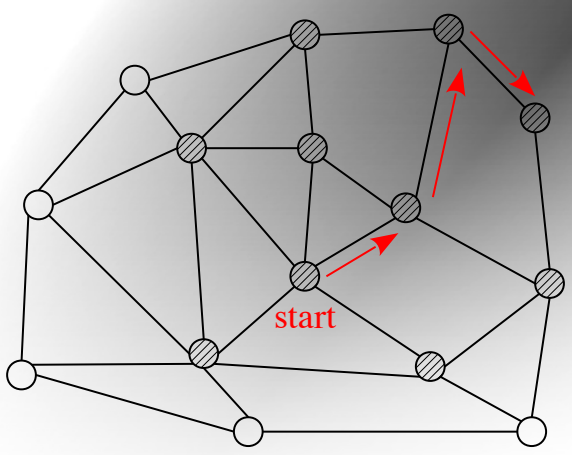


Figure 1: An example for the fast neural ranking searching procedure. Each vertex represents a base vector, e.g., an item embedding vector. For a given query vector q , e.g., a user vector, we have a neural network $f(x, q)$ to evaluate the similarity or ranking score of a base vector x and q . The value of $f(x, q)$ is color encoded over the space of x (since q is fixed for a given query): the darker the color is, the higher the similarity of x and q we have. The searching begins from the start point, computes $f(x, q)$ for each neighbor, and makes the neighbor with the highest similarity be the next frontier of the searching. The searching is performed iteratively until no x with a higher similarity can be found. The hatched vertices represent the vectors that we computed neural network measure $f(x, q)$ with. We can observe that along the searching path, many $f(x, q)$ computations are wasted since they are far away from the desired searching direction.

This searching algorithm works well for common similarity or distance measures. However, the evaluation of a neural network is substantially more complicated and time-consuming than a common measure, e.g., ℓ_2 —evaluating a neural network needs to compute multiple matrix multiplications while computing a common measure only requires to go over all dimensions of two vectors once and calculate an aggregation. As a result, in the retrieval problem under neural network similarity measures, the number of neural network evaluations becomes a dominant factor in the execution.

Intuition. One question can be straightforwardly raised: *Can we reduce the number of neural network evaluations to improve the search performance?* Recall the visual illustration in Figure 1, we mark the vertices that are evaluated with the neural network measures as hatched. The actual searching path (red arrows) usually follows the vertex that has the highest matching score. Meanwhile, a large proportion of the evaluated vertices are not used in the later search iterations. This observation provides us with an opportunity to evaluate a fewer number of neural network measures: we can first find a *probable candidate set* which is a small subset of neighbors that contains the neighbor with the highest score, then we only need to evaluate the neural network on this subset of vectors to determine the searching frontiers of the following iterations.

Challenges & approaches. We identify two major challenges in locating the probable candidate set. The first challenge is to propose a measure that effectively ranks the neighbors without evaluating the neural network measure for all neighbors. The rank should approximate the order of the neural network measure so that we can obtain the neighbor vertex with the highest matching score from the forefront of the ranked neighbors. We introduce a gradient-based approximation to rank the neighbor vertices that only requires us to compute the gradient once and rank the neighbor vertices using their spatial relationship to the gradient, e.g., separation angle. The second challenge is to identify the size of the probable candidate set. When the subset is too small, the required neighbor vertex with the best matching score may not reside in the subset. On the other hand, when the subset is too large, although the best candidate is very likely to be included in the subset, we have to evaluate the neural network measure on all vertices in this subset—it is still time-consuming. We propose an angle-based heuristic to adaptively select the neighbor vertices within a given angle range into the probable candidate set.

Contributions. We summarize our contributions as follows:

- We introduce GUITAR (acronym for Gradient prINg Toward fAst Retrieval), a novel graph searching framework to accelerate the searching in the fast neural ranking problem. The proposed graph searching algorithm is bi-level: we first construct a probable candidate set; then we only evaluate the neural network measure over the probable candidate set instead of evaluating the neural network over all neighbors.
- We propose a gradient-based algorithm that approximates the rank of the neural network matching score to construct the probable candidate set.
- We present an angle-based heuristic procedure to adaptively identify the proper size of the probable candidate set.
- We extensively study our method on public datasets. The experimental results confirm the effectiveness of our solutions.

2 RELATED WORK

In this section, we will review the background of this work. Firstly, we would like to introduce the fast neural ranking problem, which is generalized from the traditional Approximate Nearest Neighbor (ANN) search. And then, possible solutions and limitations will be discussed which motivate the proposed method.

2.1 Fast Neural Ranking

Fast ranking or searching is the core problem of Information Retrieval, such as top- K recommender systems for e-commerce and link prediction for social networks. The queries (e.g., users in recommender systems) often have some context, say locations and time, which are unknown beforehand. So the search process is required to be conducted as an online manner. For online services, the search efficiency is as important as search effectiveness. We usually leverage some pre-computed data structures or intermediate data formats (or called indexing) to speed up the online ranking/searching, in sub-linear complexity. Inverted index is commonly applied in modern search engines, say Google

search and Bing search. Inverted indices are generally designed for discrete text data. However, there is more and more dense vector data, with the popularization of deep learning and representation learning. Inverted indices are not good at indexing these kinds of dense vector data. Therefore, a series of **fast vector search** methods are proposed and widely applied, such as hashing based methods [6, 19, 27, 35–37, 42, 46], quantization based methods [18, 30, 31, 54], graph based indices [24, 28, 29, 39, 50, 55, 63] and tree based methods [4, 9, 10, 16, 17].

Traditional fast vector search methods focus on ranking by metric measures (e.g., cosine similarity and ℓ_2 distance). Searching beyond metric measures was considered challenging. Only a few simple non-metric measures were studied in previous literature. Among which searching by the inner product is popular because of its wide applicability in recommendation and classification tasks. Quite a few algorithms are proposed for inner product search [1, 41, 43, 47, 48, 50, 57, 58, 63], which is usually referred as Maximum Inner Product Search (MIPS) in the literature. The Mercer kernels are the extension of inner product in Hilbert space \mathcal{H} . Efficient searching methods by Mercer kernels are also proposed [9, 10].

Recently, more and more information retrieval systems exploit neural network based ranking models [5, 12, 22, 38, 49, 51, 60] to take advantage of their powerful capacities in modeling complex relationships between objects, say semantic information between searching queries and documents. These prediction models usually produce neural network based ranking measures. Setting a user vector and an item vector as inputs, one can design any neural network structures as ranking measures. Parameters of the network are learned on training data but not fixed beforehand. These kinds of neural network based searching functions are usually non-convex, which are not studied by traditional ANN search work. There are lots of real cases of neural networks based searching measures, such as Multi-Layer Perceptron (MLP) and BERT-style ones [12, 25, 45, 53], which has wide applications in recommendation, advertising (ads) ranking, knowledge graphs, and retrieve based question answering [5, 7, 8, 13–15, 22, 23, 25, 33, 56, 59, 60]. Efficient or sub-linear ranking by neural network based measures, or called **fast neural ranking**, has a very broad application value. But it is still an open research question due to the essential complexity.

2.2 Previous Methods for Neural Ranking

Traditional ANN search algorithms typically do not extend to complex similarity measures such as neural ranking. For example, with hashing based ANN algorithms, usually one particular method is designed for one specific metric measure: the celebrated “sign random projection” (SgnRP) is designed for cosine similarity [6, 20], the “sign Cauchy projections” is for the chi-square similarity [36], and the “minwise hashing” is for Jaccard similarity [2, 3, 6, 35, 37, 46]. Ball tree-based methods are proposed for searching by some non-metric measures, such as Max-kernel search [9, 10] and searching by Bregman divergence [4]. But it is infeasible to be extended for neural network based measures.

Search on graph methods often claim that there are no constraints on searching measures (actually must be symmetric) [24, 39, 41, 50, 62, 63]. It was shown by [49, 51] that the performance is

quite limited when we apply traditional graph based methods in fast neural ranking. On the other hand, the **Search on L2 Graph (SL2G)** method [49] is designed for the fast neural ranking problem.

The basic idea of SL2G is the following:

- 1) No matter what the given binary function f is, they construct a Delaunay graph (or an approximate one) with respect to ℓ_2 distance (which is defined on searching/base data X and independent of queries) in the indexing step.
- 2) Then SL2G performs the greedy search on this graph by the binary function f in the searching step.

The theoretical basis of SL2G is that, the performance of greedy search on ℓ_2 graph is similar to optimizing fast neural ranking by “coordinate” descent in Euclidean space. If the f is smooth and the data are dense enough, SL2G will reach an approximate local optimum. The indexing construction (i.e., via ℓ_2 distance) is very efficient and independent from the searching measure f . However, it requires to compute the function f multiple times at each searching step (Details can be found in Figure 1). So SL2G is still not applicable to very complicated ranking measures on large data. BEGIN [51] includes the binary function f (the neural network) into the index construction by building a bipartite graph. BEGIN trades a more time-consuming offline indexing for better constructed graph for online querying. Nonetheless, BEGIN also requires us to evaluate function f for all neighboring vertices during searching.

In this paper, we propose a searching algorithm (GUITAR) that reduces the number of neural network evaluations to accelerate the searching performance. With the proposed fast searching algorithm, lots of generic searching measures can be applied for online ranking services, say those neural network based measures [12, 25, 45, 53, 56]. More advanced semantic information will be captured in the ranking/searching procedure and the user experience would be improved greatly. Besides, some common optimizations can be added onto the proposed method to further improve the searching efficiency: (1) take advantage of GPU to accelerate the computations further [32, 62]; (2) compress the neural network based measures by knowledge distillation techniques [26, 52, 61].

3 GUITAR

We present our proposed gradient walk searching algorithm in this section. We begin with an overview of the GUITAR searching framework. Then we introduce the details of each stage in the framework step by step.

3.1 Overview

Our proposed GUITAR searching framework introduces a bi-level filtering into the conventional graph-based Greedy searching algorithm [39]. In each searching iteration, the conventional searching algorithm requires us to compute the distance/similarity for all neighbors of the current searching frontier. The searching becomes slow when the distance/similarity is time-consuming to compute. Our proposed bi-level searching filters out the neighbor vertices that are “unlikely” to be on the searching path to the top-k results and only evaluates the time-consuming neural network measure on the probable candidate set.

Algorithm 1 Bi-Level Graph Searching

Input: query vector q ; neural network measure $f(x, q)$; search starting point $start$.

- 1: Init a priority queue pq with $start$ whose priority is $f(start, q)$
- 2: $visited \leftarrow \{start\}$
- 3: **while** $pq \neq \emptyset$ **do**
- 4: $frontier \leftarrow extract_top(pq)$
- 5: **if** $f(frontier)$ is worse than any element in top-k **then**
- 6: **break**
- 7: **end if**
- 8: update top-k result with $frontier$
- 9: $ranked \leftarrow rank_neighbors(frontier)$
- 10: $probable \leftarrow prune_neighbors(ranked)$
- 11: **for each** vertex v in $probable$ **do**
- 12: **if** $v \notin visited$ **then**
- 13: insert v into pq with priority $f(v, q)$
- 14: $visited \leftarrow visited \cup \{v\}$
- 15: **end if**
- 16: **end for**
- 17: **end while**
- 18: **return** found top-k result

We present the workflow of the bi-level graph searching in Algorithm 1. The major searching structure follows the convention graph-based ANN searching algorithm except two places: $rank_neighbors$ in Line 9 and $prune_neighbors$ in Line 10. The $rank_neighbors$ procedure targets to rank the neighbor vertices, such that the vertices with higher ranks include the neighbor vertices having the highest matching scores under the neural network measure. The major challenge here is to have a ranking algorithm that efficiently approximates the neural network rank without actually evaluating the neural network measure. We illustrate the details of the ranking algorithm in Section 3.2. On the other hand, the $prune_neighbors$ procedure determines the number of vertices that we will evaluate neural network measure on. When the number is too small—only the very highly ranked vertices are included in the search, we may not cover the required neighbor vertex with the best matching score. Also, when the number is too large, we have to evaluate the neural network measure on the large number of vertices. We discuss this trade-off and introduce our selection criterion in Section 3.3.

3.2 Ranking Neighbor Vertices

In this section, we present our neighbor vertices ranking algorithm for the $rank_neighbors$ procedure in Algorithm 1. Our goal is to rank the neighbor vertices of the current searching frontier such that the highest ranked vertices include the neighbor vertices with the highest matching score under the neural network measure. The core question we have to answer is: *How to approximate the neural network measure without actually evaluating it?*

Gradient. By the definition of gradient, given a loss function L and a point p , the gradient represents the direction and rate of fastest increase at point p . When the gradient is non-zero, the direction of the gradient represents the direction in which L increases most

quickly from p . Meanwhile, the magnitude of the gradient represents the rate of increase in that direction. We denote the neural network measure is $f(x, q)$, where x is a base vector and q is the query vector—given a query vector, the fast neural ranking problem targets to find the best k base vectors that maximize the matching score $f(x, q)$ from all base vectors. Without loss of the generality, we assume the value range of $f(x, q)$ is $[0, 1]$, i.e., a sigmoid function is applied on the output logit to map the real value to $[0, 1]$, where 0 means the lowest matching score and 1 is the highest matching score. We define the loss function L as:

$$L(x, q) = 1 - f(x, q). \quad (2)$$

Here $L(x, q) \geq 0$ because $f(x, q) \leq 1$. No absolute value is required. This loss definition is equivalent to an ℓ_1 loss. According to the definition of gradient, the reverse direction of the gradient is the direction in which $L(x, q)$ decreases most quickly from x . In the context of the fast neural ranking, the parameters of the neural network f and the query vector q are given as input—they are fixed constants. Thus, the only parameter we can optimize to minimize $L(x, q)$ is x . The reverse direction of the partial derivative of x , $-\frac{\partial L}{\partial x}$, represents the best direction to search in next iterations.

Separation Angle. This provides us with an opportunity to approximate the ranking of the neighbors: we can use the separation angle between neighbor vertex and $-\frac{\partial L}{\partial x}$ as the ranking criterion: the closer to the direction of $-\frac{\partial L}{\partial x}$, the higher the rank it has. Theoretically, when the distances between x and its neighbors are sufficiently small, the neighbor x' with a smaller separation angle to the direction of $-\frac{\partial L}{\partial x}$ should have a smaller $L(x', q)$, thus leading a greater matching score $f(x', q)$. In the proximity graph scenario, the neighbor vertices of x are nearest neighbors of x . Empirically, we can assume that they are sufficiently close for real-world datasets and applications. Figure 2 depicts a visual illustration of the separation angle—for each neighbor vertex, we rank the vertex via its separation angle to the reverse direction of the gradient (i.e., $-\frac{\partial L}{\partial x}$).

Projection. In the gradient descent context, the step size (learning rate) determines how far a step is performed on the reverse direction of the gradient in one iteration. Similarly in our ranking problem, for each neighbor vertex x' , we may also take its distance to x into consideration, as well as its separation angle to $-\frac{\partial L}{\partial x}$: We can use its projection to $-\frac{\partial L}{\partial x}$ as an alternative to the separation angle based ranking. Since x and x' are neighbors in the proximity graph, x is likely to share a similar distance to each neighbor vertex x' . Therefore, we assume the ranking difference between separation angle and projection is minimal. We investigate the effect of both ranking criteria in Section 4.

Choices of loss function. Note that the choice of different norms in loss functions L does not have any impact on the direction of the gradient. For example, if we change the loss function with a ℓ_2 norm (instead of ℓ_1 we used in Equation (2)), the only difference in the gradient is that a scalar factor $2f(x, q)$ is attached to the magnitude of the gradient. Likewise, we can use $L(x, q) = -f(x, q)$ as the loss function for non-capped matching scores to obtain exactly the same gradient direction as our loss function in Equation (2).

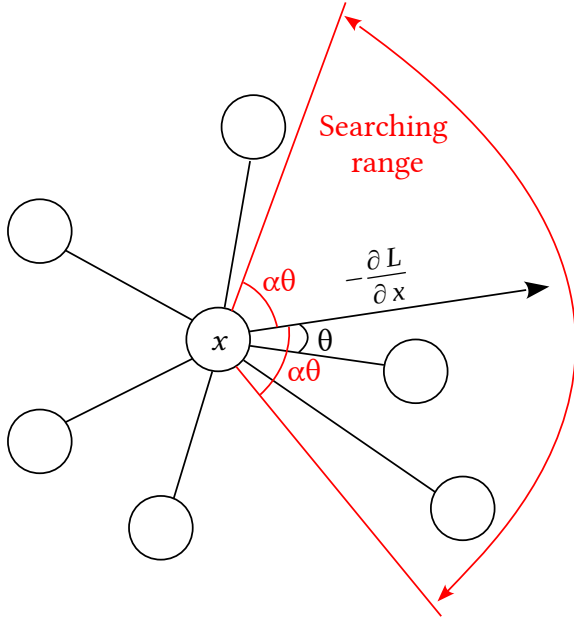


Figure 2: An example for ranking neighbor vertices and adaptive pruning on the separation angles.

Cost of the ranking. Our gradient based ranking method does not require us to evaluate the neural network measures on all neighbor vertices. The primary cost of the *rank_neighbors* comes from three parts: (a) gradient computation; (b) separation angle computation; and (c) sorting. We denote the neural network evaluation time is F , the average number of neighbors of a vertex is B , and the base vector dimension is D . The gradient computation takes around $2F$ time—one feed forward and one backward to compute the gradient for x . After that, we need to compute the separation angles for all neighbor vertices—it takes $O(BD)$ time. Finally, we sort the B separation angles in $O(B \log B)$ time. Overall, the cost of the ranking is $2F + O(BD + B \log B)$. Note that B is usually a small constant for proximity graphs, e.g., 32 while the evaluation of a neural network is substantially larger than B , i.e., $F \gg B$. In addition, the neural network takes the D -dimensional vector into input and performs complicated matrix multiplications to produce the final matching score. Its cost is also substantially greater than D , i.e., $F \gg D$. Therefore, the dominant factor in our ranking algorithm only comes from the evaluation of the neural network measure: $2F$. As long as we can prune out more than 2 neural network evaluations in the following *prune_neighbors* procedure, we can benefit from the bi-level graph searching framework.

3.3 Neighbor Pruning

Now we have already efficiently ranked the neighbor vertices to approximate their ranks under the neural network measure. In order to construct the probable candidate set, we still have one challenge left: *How to properly choose the size of the probable candidate set?*

Fixed constant. The most straightforward solution is to select a constant number or a constant proportion of the highest ranked neighbor vertices to form the probable candidate set. The constant pruning solutions ignore the separation angle distribution: when a lot of neighbor vertices are close to the direction of $-\frac{\partial L}{\partial x}$, the constant pruning strategy discards the neighbor vertices that are potentially good candidates; when only a limited number of neighbor vertices are close to the direction of $-\frac{\partial L}{\partial x}$, the constant cut-off threshold also includes unnecessary neighbor vertices that diverges too much from the desired direction. Therefore, the probable candidate set should be adaptively selected to achieve the optimal searching performance.

Adaptive search range selection. We propose a heuristic pruning strategy that takes the separation angle of the closest neighbor vertex into consideration. Figure 2 depicts a visual illustration for the strategy. As shown in the figure, we denote the closest separation angle to the direction of $-\frac{\partial L}{\partial x}$ as θ . The searching range is $\alpha\theta$ that spans around the direction of $-\frac{\partial L}{\partial x}$ as θ , where α ($\alpha \geq 1$) is a tunable tolerance parameter that represents how tolerant we are for the neighbor vertices which are not the closest. We select the neighbor vertices within the searching range as the probable candidate set. The greater α is, the more vertices are selected into the set. Formally, given a query q and the current searching frontier vertex x , the probable candidate set selection can be written as:

$$\text{probable_candidate_set} = \left\{ x' \mid \arccos \left(\frac{-\frac{\partial L(x,q)}{\partial x} \cdot (x' - x)}{\left| -\frac{\partial L(x,q)}{\partial x} \right| \cdot |x' - x|} \right) \leq \alpha\theta \right\}, \quad (3)$$

where x' belongs to the neighbor vertices of x and $x' - x$ represents the vector starting from x and ending at x' .

This proposed adaptive search range selection strategy tackles the disadvantages incurred in the previously discussed fixed constant pruning: only the neighbor vertices are close to the best found neighbor vertices are selected for the further neural network measure evaluation.

Adaptive selection for projection ranking. As we discussed in Section 3.2, for a neighbor vertex, we can use its projection value on the reverse direction of the gradient as an alternative ranking criterion. Similar to the adaptive separation angle selection strategy in Equation (3), we have:

$$\text{probable_candidate_set} = \left\{ x' \mid \frac{-\frac{\partial L(x,q)}{\partial x} \cdot (x' - x)}{\left| -\frac{\partial L(x,q)}{\partial x} \right|} \geq \frac{\theta}{\alpha} \right\}. \quad (4)$$

In the projection case, the best candidate among neighbor vertices has the greatest projection value (instead of having the smallest separation degree in the adaptive degree selection strategy). Thus, the inequality sign in Equation (4) is reversed to “ \geq ” and the tolerance factor α is put as a denominator. We empirically evaluate both ranking and pruning strategies in Section 4.

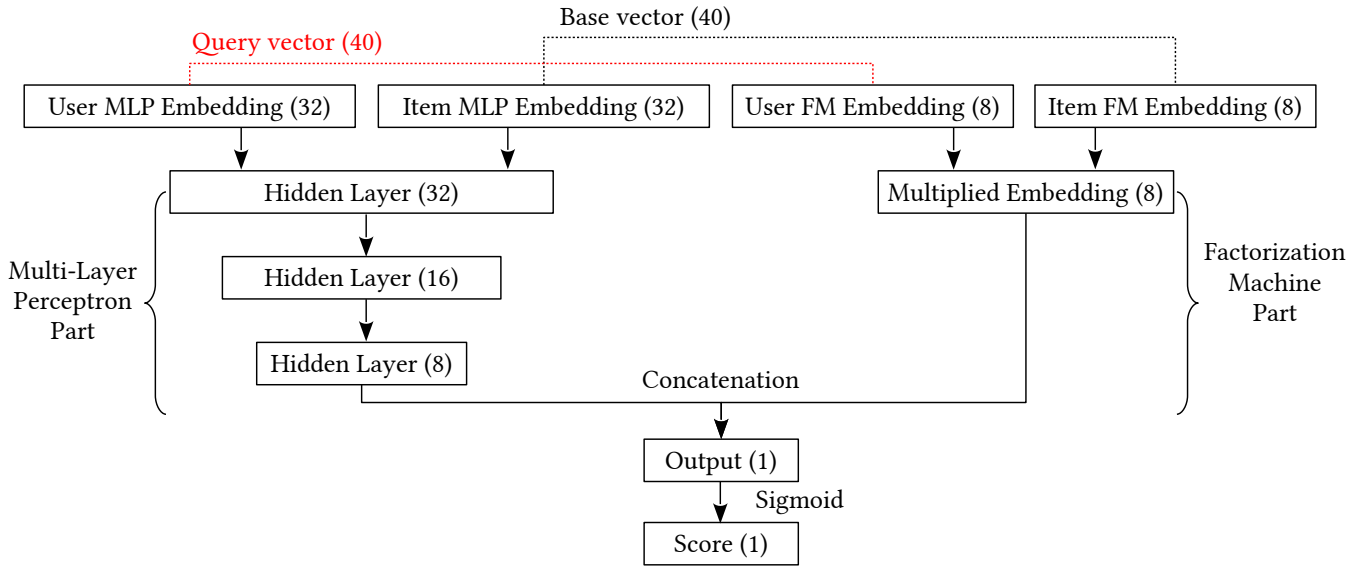


Figure 3: DeepFM neural network architecture.

4 EXPERIMENTS

In this section, we experimentally evaluate the effectiveness of our proposed GUITAR with public recommendation system datasets under real-world neural network measures. Specifically, the experiments are targeted to answer the following questions:

- How is the overall performance of GUITAR compared with the state-of-the-art fast neural ranking algorithm, i.e., SL2G?
- How should we set the tolerance factor α ?
- How many neural network measure evaluation is saved by using GUITAR? Does it cover the overhead to utilize the bi-level searching algorithm?
- Which pruning strategy is better, separation angle or projection?
- Does GUITAR work on other graph indices, i.e., BEGIN?

Neural network measures. The ranking measures used in the experiments are the DeepFM model [21] trained on real world recommendation datasets. DeepFM was proposed in [21], which combines the power of factorization machines for recommendation and deep learning for feature learning in a new neural network architecture. We set the factorization part dimension as 8 and deep learning part as 32. The total dimension for users and items is both 40. Figure 3 depicts the detailed neural network architecture.

Datasets. For the recommendation system datasets, we choose two with larger item sets, which are more meaningful for fast vector search: (i) **Twitch**¹ [44] that contains users consuming streaming content on Twitch. Given a user, we target to retrieve relevant shows of streamers. (ii) Amazon Movies and TV (**Amazon**)² that includes the users’ reviews on movies and TV shows on Amazon.

For this dataset, given a user, our goal is to recommend relevant movies and TV shows to the user. To generate evaluating labels, we calculate most relevant base data points for each query by a trained neural network measure f . Experiments on top-1, 10, 50 and 100 labels are recorded. After the model training, 1000 user vectors are set as testing queries. The specifications of both datasets are summarized in Table 1.

Table 1: Dataset Statistics.

Datasets	# Index Vec	# Queries	Vector Dim
Twitch	739,991	100,000	40
Amazon	3,826,085	182,032	40

Baseline. We use SL2G and BEGIN as our baselines. SL2G is the state-of-the-art method that tries to solve the generic ranking problem while BEGIN focuses on the case when the neural network matching is asymmetric, e.g., user-item. Note that we do not compare with other traditional ANN search or MIPS algorithms (e.g., ANNOY³ and HNSW [39]) since most of them are not designed for the fast neural ranking problem. It was demonstrated that these methods are dramatically worse than SL2G when applying them on fast neural ranking [49].

Implementation. We implement GUITAR as a C++ prototype under the code base derived from SL2G. GUITAR and SL2G share the same graph index construction algorithm and in-memory graph storage strategy. The major difference is the searching algorithm: GUITAR uses a bi-level searching algorithm to evaluate fewer times of neural network measures. The gradient computation implementation is derived from the neural network evaluation—a backward operation is implemented to obtain the gradient.

¹<https://cseweb.ucsd.edu/~jmcauley/datasets.html#twitch>

²<http://jmcauley.ucsd.edu/data/amazon>

³<https://github.com/spotify/annoy>

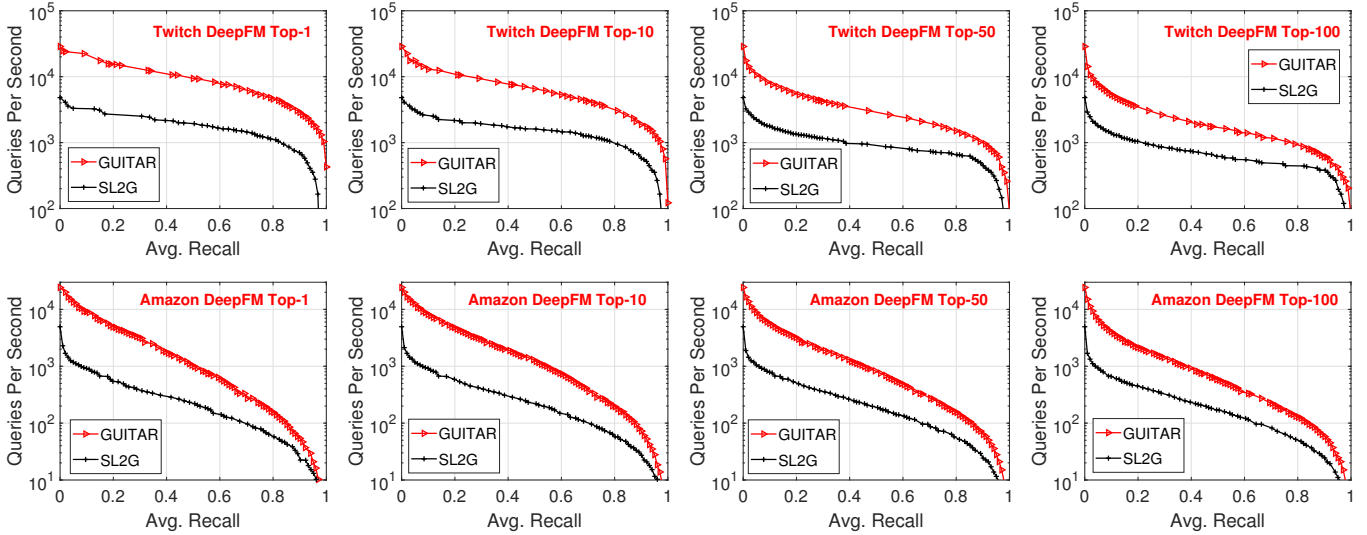


Figure 4: Recall vs. Time for top-1, 10, 50, 100 recalls. The best results are in the upper right corner.

System hardware. We execute all methods on the same computing node. The node has 32 GB main memory. The CPU we use is Intel(R) Core(TM) i7-5960X CPU @ 3.00GHz (8 cores with 16 threads). The operating system is Ubuntu 16.04.4 LTS 64-bit. The C++ compiler is g++ 5.4.0.

Retrieval quality. Recall is a widely-utilized retrieval quality measurement in approximate nearest neighbor search. Consider the top- K result set returned by an algorithm is A , and the correct K nearest neighbor set of the query is B . The recall is computed as:

$$\text{Recall}(A) = \frac{|A \cap B|}{|B|}.$$

A higher recall represents a better retrieval from the correct nearest neighbor result. Note that $|A| = |B| = K$ in this measurement. Therefore, recall and precision in this context are equivalent.

Evaluation measure. We use Recall vs. Time (**Queries Per Second (QPS)**) to evaluate the searching performance. Recall vs. Time reports how many queries the algorithm can process per second at each recall level. Both evaluated method, SL2G and GUITAR have three common parameters: M , $k_{\text{construction}}$ and k_{search} , which control the degrees of vertices and the number of search attempts. Note that GUITAR is a searching framework—we use exactly the same proximity graph built with SL2G. To make a fair comparison, we vary these parameters over a fine grid. For each algorithm in each experiment, we will have multiple points scattered on the plane. To plot curves, we first find out the best recall number, *max-recall*. Then 100 buckets are produced by splitting the range from 0 to *max-recall* evenly. For each bucket, the best result along the other axis (e.g., the highest queries per second or the lowest percentage of pair-wise computations) is chosen. If there are no data points in the bucket, the bucket will be ignored. In this way, we shall have multiple pairs of data for drawing curves.

GUITAR versus SL2G. Figure 4 reports the comparison between GUITAR and SL2G on Twitch and Amazon datasets. The GUITAR here uses the separation angle based ranking and pruning. The tolerance factor $\alpha = 1.01$ —the neighbor vertices, whose separation angles to the reverse direction of the gradient locate within 1% difference of the smallest separation angle, are selected in the probable candidate set. We can observe a clear gap between GUITAR and SL2G for all settings with different Top- K recalls on both datasets. Our proposed GUITAR searching algorithm outperforms SL2G for all recall levels. For moderate top-1 recall levels, e.g., 80%, GUITAR is around 2.7X faster than SL2G on both Twitch and Amazon dataset. When we try to retrieve more and more results (top-10, 50, and 100), a more than 2X speedup can still be observed, e.g., for the top-100 recall, the speedup of GUITAR is 2.2X on Twitch and 2.6X on Amazon. For high recall levels, e.g., 95%, GUITAR consistently shows a 2 – 4 times performance improvement over the previous state-of-the-art method, SL2G.

Tolerance factor α . Figure 5 depicts the comparison when we vary the tolerance factor α for the separation angle ranking and pruning strategy. We only show the two representative cases (top-1 and 100) here. The top-10 and 50 cases follow the same trend and thus are omitted. When α is large, i.e., 1.5, we can observe a clear performance drop because a large α includes unnecessary vertices that are not likely to be the top- k results into the probable candidate set—it results in unnecessary neural network evaluations. When α is sufficiently small, e.g., 1.0, 1.01, and 1.1, the performance impact of α is minimal. A strict pruning constraint ($\alpha = 1.0$) has a superior performance for low recall levels in the top-1 case. While we target to get high recall levels or retrieve more top- k results (top-100), 1.0 over-prunes neighbor vertices, thus it leads to a noticeable performance drop, e.g., the searching performance of $\alpha = 1.0$ declines around recall 80% for the Amazon top-100 case. Overall, we suggest using a small α , i.e., 1.01, that reveals a consistent performance.

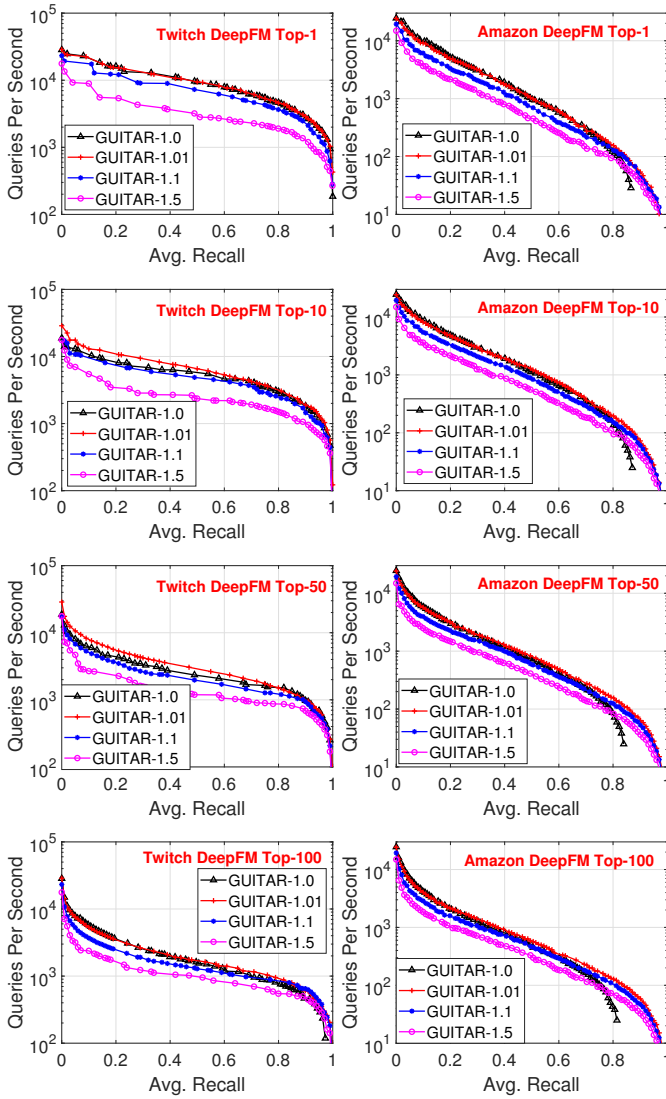


Figure 5: Performance comparison when using 1.0, 1.01, 1.1, and 1.5 as the tolerance factor α for the separation angle ranking and pruning strategy. The best results are in the upper right corner.

Pruning Benefits versus Overhead. We show the computation breakdown of the neural network evaluations and the gradient computation costs in Table 2.

We report the statistics for three top-100 recalls, 85%, 90%, and 95% on the dataset of Twitch. The compared methods are SL2G and GUITAR with $\alpha = 1.0, 1.01, 1.1,$ and 1.5 . Per query, #NN denotes the average number of neural network measure evaluations, #Grad shows the average number of gradient computations, and QPS is the abbreviation of Query Per Second (a higher QPS corresponds to a better performance). Note that the column “Total” in the table is the weighted summation of #NN and #Grad (Total = #NN + #Grad * 2)—the time to compute a gradient is around two times of the

Table 2: Computation Breakdown on Twitch: R@100 means the top-100 recall; #NN is the number of neural network evaluations; #Grad is the number of gradient computations. We use the same proximity graph with $k_{construction} = 100$ and $M = 24$. Numbers with the best performance are highlighted in bold. *Total for SL2G is the times of going through the neural network (i.e., #NN) and for GUITAR is #NN+#Grad \times 2.

R@100	Methods	#NN	#Grad	Total*	QPS
85%	SL2G	741.49	-	741.49	426.69
	GUITAR-1.0	192.03	190.36	572.75	572.76
	GUITAR-1.01	179.95	132.53	445.01	767.66
	GUITAR-1.1	305.55	99.76	505.07	627.37
	GUITAR-1.5	444.29	89.51	623.31	469.40
90%	SL2G	983.02	-	983.02	319.53
	GUITAR-1.0	235.82	234.24	704.30	465.07
	GUITAR-1.01	234.60	171.95	578.50	584.28
	GUITAR-1.1	365.66	119.53	604.72	543.19
	GUITAR-1.5	526.04	109.31	744.66	384.28
95%	SL2G	2125.34	-	2125.34	148.03
	GUITAR-1.0	698.69	698.06	2094.81	151.82
	GUITAR-1.01	401.03	291.23	983.49	347.31
	GUITAR-1.1	575.99	219.12	1014.23	295.83
	GUITAR-1.5	804.37	178.76	1161.89	252.77

time to evaluate one neural network, because gradient computation requires one feed forward and one back propagation. Although one gradient computation costs two times of a neural network evaluation, GUITAR saves a substantial proportion of neural network evaluation—the column “Total” shows the total number of times we go over the neural network (one neural network evaluation counts 1 and one gradient computation counts 2). As we analyzed in Section 3.2, the cost of the ranking and pruning in GUITAR is dominated by the number of neural network evaluations—QPS is negatively correlated to “Total”. Based on this table, we can conclude that the bi-level searching algorithm in GUITAR gains substantially more performance improvement than the overhead we paid to rank and prune the neighbor vertices.

Separation angle versus projection. We compare the alternative projection based ranking and pruning strategy with the separation angle based one in Figure 6. The plots show the relative QPS to the baseline separation angle based ranking and pruning strategy with $\alpha = 1.01$ (which consistently shows a good performance in our experiments). We enumerate the tolerance α to obtain the best QPS for the projection based method, where the best α we found for Twitch is 2.0 and 10.0 for Amazon. For most recall levels, the differences between both methods are within 10% for Twitch and 20% for Amazon. The projection based strategy gains some marginal improvement over the separation angle based one for $> 50\%$ recalls. However, the relative QPS fluctuates in high recall ranges. In general, both strategies have similar performance.

Adaption to BEGIN. BEGIN [51] constructs a bipartite graph to consider the neural network f in the index building stage—it takes more offline time to build the index than SL2G, but yields a better

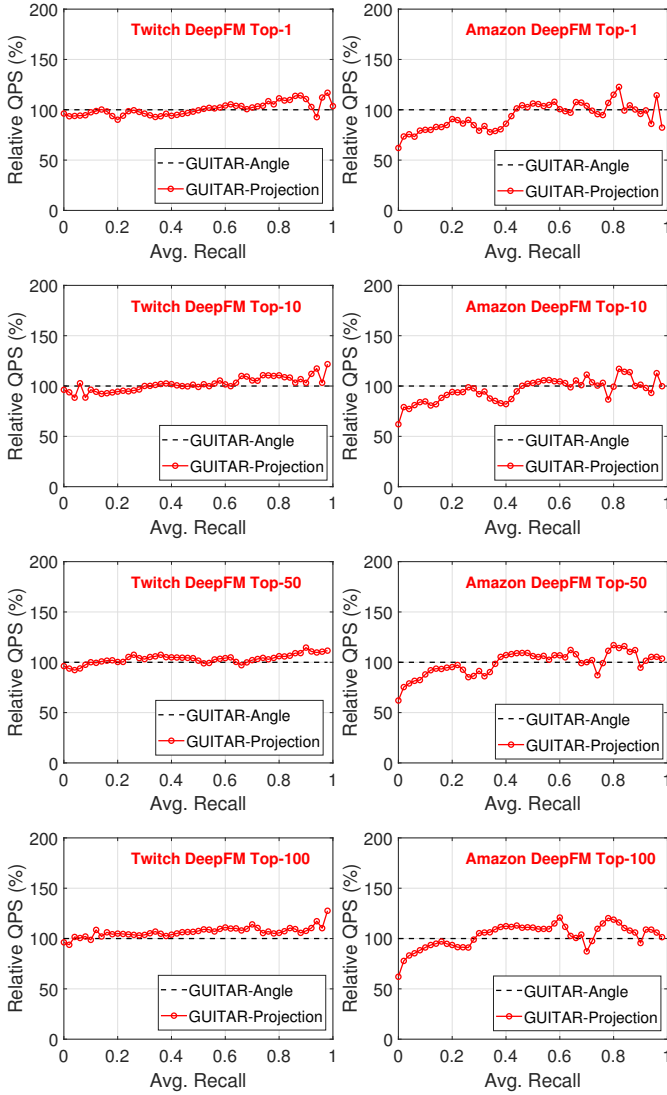


Figure 6: Performance of projection based ranking and pruning strategy: relative QPS to the separation angle based one. The best results are in the upper right corner.

graph index for searching. Our proposed GUITAR in this paper is a searching method on the graph. Therefore, it can also be adapted to the bipartite graph index generated by BEGIN: we can straightforwardly use the GUITAR gradient pruning technique on the bipartite graph searching. Figure 7 reports the performance comparison of GUITAR on the BEGIN bipartite graph index. GUITAR-BEGIN shows the performance when we use the proposed GUITAR pruning over the bipartite graph generated by BEGIN. The GUITAR performance on Twitch Top-1, Top-100, and Amazon Top-100 can be comparable or better than the bipartite graph from BEGIN. Note that building the BEGIN graph requires many time-consuming neural network evaluations while the vanilla GUITAR works on the SL2G index which can be quickly built with simple Euclidean distance

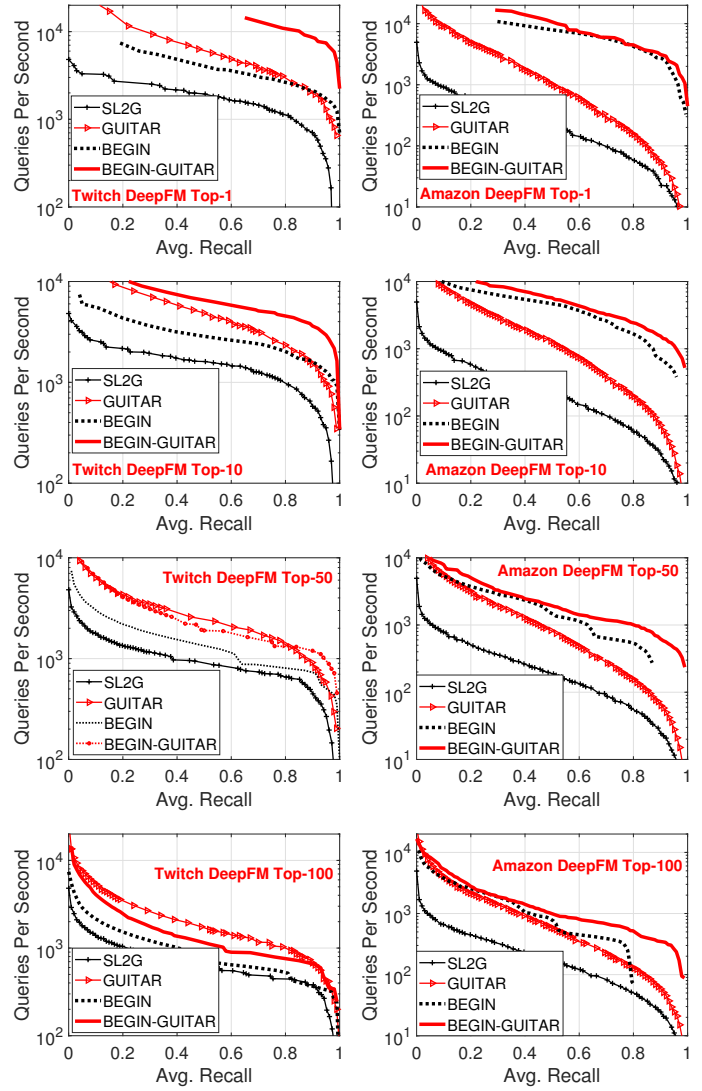


Figure 7: Performance comparison for SL2G, GUITAR, BEGIN, and BEGIN-GUITAR. The best results are in the upper right corner.

computations. Furthermore, we can use the GUITAR searching algorithm over the graph generated by BEGIN for more competitive query performance (Twitch Top-1, Amazon Top-1 and Top-100): GUITAR-BEGIN consistently outperforms over BEGIN.

5 CONCLUSIONS

The ultimate goal of the fast neural ranking is to merge the first-stage item retrieval and the following re-ranking stage with a complicated neural network into one step. Using a more complex measure may have better effectiveness and lower QPS (higher throughput and lower latency). We believe the impact of our work is to bridge the gap of this trade-off.

In this paper, we introduce a novel graph searching framework to accelerate the searching in the fast neural ranking problem. The proposed graph searching algorithm is bi-level: we first construct a probable candidate set; then we only evaluate the neural network measure over the probable candidate set instead of evaluating the neural network over all neighbors. We propose a gradient-based algorithm that approximates the rank of the neural network matching score to construct the probable candidate set and present an angle-based heuristic procedure to adaptively identify the proper size of the probable candidate set. We extensively evaluate our proposed systems on real data and real neural network measures. The experimental results on public datasets show that GUITAR consistently outperforms the baseline methods.

REFERENCES

- [1] Yoram Bachrach, Yehuda Finkelstein, Ran Gilad-Bachrach, Liran Katzir, Noam Koenigstein, Nir Nave, and Ulrich Paquet. Speeding up the Xbox recommender system using a euclidean transformation for inner-product spaces. In *Proceedings of the Eighth ACM Conference on Recommender Systems (RecSys)*, pages 257–264, Foster City, CA, 2014.
- [2] Andrei Z. Broder, Steven C. Glassman, Mark S. Manasse, and Geoffrey Zweig. Syntactic clustering of the web. *Comput. Networks*, 29(8-13):1157–1166, 1997.
- [3] Andrei Z. Broder, Moses Charikar, Alan M. Frieze, and Michael Mitzenmacher. Min-wise independent permutations. In *Proceedings of the Thirtieth Annual ACM Symposium on the Theory of Computing (STOC)*, pages 327–336, Dallas, TX, 1998.
- [4] Lawrence Cayton. Fast nearest neighbor retrieval for bregman divergences. In *Proceedings of the Twenty-Fifth International Conference on Machine Learning (ICML)*, pages 112–119, Helsinki, Finland, 2008.
- [5] Wei-Cheng Chang, Felix X. Yu, Yin-Wen Chang, Yiming Yang, and Sanjiv Kumar. Pre-training tasks for embedding-based large-scale retrieval. In *Proceedings of the 8th International Conference on Learning Representations (ICLR)*, Addis Ababa, Ethiopia, 2020.
- [6] Moses S Charikar. Similarity estimation techniques from rounding algorithms. In *Proceedings of the Thirty-Fourth Annual ACM Symposium on Theory of Computing (STOC)*, pages 380–388, Montreal, Canada, 2002.
- [7] Danqi Chen, Adam Fisch, Jason Weston, and Antoine Bordes. Reading wikipedia to answer open-domain questions. In *Proceedings of the 55th Annual Meeting of the Association for Computational Linguistics (ACL)*, pages 1870–1879, Vancouver, Canada, 2017.
- [8] Paul Covington, Jay Adams, and Emre Sargin. Deep neural networks for youtube recommendations. In *Proceedings of the 10th ACM Conference on Recommender Systems (RecSys)*, pages 191–198, Boston, MA, 2016.
- [9] Ryan R Curtin and Parikshit Ram. Dual-tree fast exact max-kernel search. *Statistical Analysis and Data Mining: The ASA Data Science Journal*, 7(4):229–253, 2014.
- [10] Ryan R Curtin, Parikshit Ram, and Alexander G Gray. Fast exact max-kernel search. In *Proceedings of the 13th SIAM International Conference on Data Mining (SDM)*, pages 1–9, Austin, TX, 2013.
- [11] Mayur Datar, Nicole Immorlica, Piotr Indyk, and Vahab S Mirrokni. Locality-sensitive hashing scheme based on p-stable distributions. In *Proceedings of the Twentieth Annual Symposium on Computational Geometry (SCG)*, pages 253–262, Brooklyn, NY, 2004.
- [12] Mostafa Dehghani, Hamed Zamani, Aliaksei Severyn, Jaap Kamps, and W. Bruce Croft. Neural ranking models with weak supervision. In *Proceedings of the 40th International ACM SIGIR Conference on Research and Development in Information Retrieval (SIGIR)*, pages 65–74, Shinjuku, Tokyo, 2017.
- [13] Jacob Devlin, Ming-Wei Chang, Kenton Lee, and Kristina Toutanova. BERT: pre-training of deep bidirectional transformers for language understanding. In *Proceedings of the 2019 Conference of the North American Chapter of the Association for Computational Linguistics: Human Language Technologies (NAACL-HLT)*, pages 4171–4186, Minneapolis, MN, 2019.
- [14] Miao Fan, Jiacheng Guo, Shuai Zhu, Shuo Miao, Mingming Sun, and Ping Li. MOBIUS: towards the next generation of query-ad matching in baidu’s sponsored search. In *Proceedings of the 25th ACM SIGKDD International Conference on Knowledge Discovery & Data Mining (KDD)*, pages 2509–2517, Anchorage, AK, 2019.
- [15] Hongliang Fei, Jingyuan Zhang, Xingxuan Zhou, Junhao Zhao, Xinyang Qi, and Ping Li. GemNN: Gating-enhanced multi-task neural networks with feature interaction learning for CTR prediction. In *Proceedings of the 44th International ACM SIGIR Conference on Research and Development in Information Retrieval (SIGIR)*, pages 2166–2171, Virtual Event, Canada, 2021.
- [16] Jerome H. Friedman, Forest Baskett, and Leonard J. Shustek. An algorithm for finding nearest neighbors. *IEEE Trans. Computers*, 24(10):1000–1006, 1975.
- [17] Jerome H. Friedman, J. Bentley, and R. Finkel. An algorithm for finding best matches in logarithmic expected time. *ACM Transactions on Mathematical Software*, 3:209–226, 1977.
- [18] Tiezheng Ge, Kaiming He, Qifa Ke, and Jian Sun. Optimized product quantization for approximate nearest neighbor search. In *Proceedings of the 2013 IEEE Conference on Computer Vision and Pattern Recognition (CVPR)*, pages 2946–2953, Portland, OR, 2013.
- [19] Aristides Gionis, Piotr Indyk, and Rameez Motwani. Similarity search in high dimensions via hashing. In *Proceedings of 25th International Conference on Very Large Data Bases (VLDB)*, pages 518–529, Edinburgh, Scotland, UK, 1999.
- [20] Michel X. Goemans and David P. Williamson. Improved approximation algorithms for maximum cut and satisfiability problems using semidefinite programming. *J. ACM*, 42(6):1115–1145, 1995.
- [21] Huifeng Guo, Ruiming Tang, Yunming Ye, Zhenguo Li, and Xiuqiang He. DeepFM: A factorization-machine based neural network for CTR prediction. In *Proceedings of the Twenty-Sixth International Joint Conference on Artificial Intelligence (IJCAI)*, pages 1725–1731, Melbourne, Australia, 2017.
- [22] Jiafeng Guo, Yixing Fan, Qingyao Ai, and W. Bruce Croft. A deep relevance matching model for ad-hoc retrieval. In *Proceedings of the 25th ACM International Conference on Information and Knowledge Management (CIKM)*, pages 55–64, Indianapolis, IN, 2016.
- [23] Jiafeng Guo, Yixing Fan, Liang Pang, Liu Yang, Qingyao Ai, Hamed Zamani, Chen Wu, W. Bruce Croft, and Xueqi Cheng. A deep look into neural ranking models for information retrieval. *Inf. Process. Manag.*, 57(6):102067, 2020.
- [24] Kiana Hajebi, Yasin Abbasi-Yadkori, Hossein Shahbazi, and Hong Zhang. Fast approximate nearest-neighbor search with k-nearest neighbor graph. In Toby Walsh, editor, *Proceedings of the 22nd International Joint Conference on Artificial Intelligence (IJCAI)*, pages 1312–1317, Barcelona, Catalonia, Spain, 2011.
- [25] Xiangnan He, Lizi Liao, Hanwang Zhang, Liqiang Nie, Xia Hu, and Tat-Seng Chua. Neural collaborative filtering. In *Proceedings of the 26th International Conference on World Wide Web (WWW)*, pages 173–182, Perth, Australia, 2017.
- [26] Geoffrey Hinton, Oriol Vinyals, and Jeff Dean. Distilling the knowledge in a neural network. *arXiv preprint arXiv:1503.02531*, 2015.
- [27] Piotr Indyk and Rameez Motwani. Approximate nearest neighbors: Towards removing the curse of dimensionality. In *Proceedings of the Thirtieth Annual ACM Symposium on the Theory of Computing (STOC)*, pages 604–613, Dallas, TX, 1998.
- [28] Masajiro Iwasaki. Pruned bi-directed k-nearest neighbor graph for proximity search. In Laurent Amsaleg, Michael E. Houle, and Erich Schubert, editors, *Proceedings of the 9th International Conference on Similarity Search and Applications (SISAP)*, pages 20–33, Tokyo, Japan, 2016.
- [29] Masajiro Iwasaki and Daisuke Miyazaki. Optimization of indexing based on k-nearest neighbor graph for proximity search in high-dimensional data. *arXiv preprint arXiv:1810.07355*, 2018.
- [30] Hervé Jégou, Matthijs Douze, and Cordelia Schmid. Hamming embedding and weak geometric consistency for large scale image search. In *Proceedings of the 10th European Conference on Computer Vision (ECCV), Part I*, pages 304–317, Marseille, France, 2008.
- [31] Hervé Jégou, Matthijs Douze, and Cordelia Schmid. Product quantization for nearest neighbor search. *IEEE Trans. Pattern Anal. Mach. Intell.*, 33(1):117–128, 2011.
- [32] Jeff Johnson, Matthijs Douze, and Hervé Jégou. Billion-scale similarity search with GPUs. *IEEE Trans. Big Data*, 7(3):535–547, 2021.
- [33] Dingcheng Li, Xu Li, Jun Wang, and Ping Li. Video recommendation with multi-gate mixture of experts soft actor critic. In *Proceedings of the 43rd International ACM SIGIR conference on research and development in Information Retrieval (SIGIR)*, pages 1553–1556, Virtual Event, China, 2020.
- [34] Ping Li and Kenneth Ward Church. Using sketches to estimate associations. In *Proceedings of the Human Language Technology Conference and the Conference on Empirical Methods in Natural Language Processing (HLT/EMNLP)*, pages 708–715, Vancouver, Canada, 2005.
- [35] Ping Li, Art B Owen, and Cun-Hui Zhang. One permutation hashing. In *Advances in Neural Information Processing Systems (NIPS)*, pages 3122–3130, Lake Tahoe, NV, 2012.
- [36] Ping Li, Gennady Samorodnitsky, and John E. Hopcroft. Sign cauchy projections and chi-square kernel. In *Advances in Neural Information Processing Systems (NIPS)*, pages 2571–2579, Lake Tahoe, NV, 2013.
- [37] Xiaoyun Li and Ping Li. C-MinHash: Improving minwise hashing with circulant permutation. In *Proceedings of the International Conference on Machine Learning (ICML)*, pages 12857–12887, Baltimore, MD, 2022.
- [38] Zhengdong Lu and Hang Li. A deep architecture for matching short texts. In *Advances in Neural Information Processing Systems (NIPS)*, pages 1367–1375, Lake Tahoe, NV, 2013.
- [39] Yury A. Malkov and Dmitry A. Yashunin. Efficient and robust approximate nearest neighbor search using hierarchical navigable small world graphs. *IEEE Trans. Pattern Anal. Mach. Intell.*, 42(4):824–836, 2020.

- [40] Bhaskar Mitra and Nick Craswell. An introduction to neural information retrieval. *Found. Trends Inf. Retr.*, 13(1):1–126, 2018.
- [41] Stanislav Morozov and Artem Babenko. Non-metric similarity graphs for maximum inner product search. In *Advances in Neural Information Processing Systems (NeurIPS)*, pages 4726–4735, Montreal, Canada, 2018.
- [42] Anand Rajaraman and Jeffrey David Ullman. *Mining of massive datasets*. Cambridge University Press, 2011.
- [43] Parikshit Ram and Alexander G Gray. Maximum inner-product search using cone trees. In *Proceedings of the 18th ACM SIGKDD International Conference on Knowledge Discovery and Data Mining (KDD)*, pages 931–939, Beijing, China, 2012.
- [44] Jérémie Rappaz, Julian J. McAuley, and Karl Aberer. Recommendation on live-streaming platforms: Dynamic availability and repeat consumption. In *Proceedings of the Fifteenth ACM Conference on Recommender Systems (RecSys)*, pages 390–399, Amsterdam, The Netherlands, 2021.
- [45] Aliaksei Severyn and Alessandro Moschitti. Learning to rank short text pairs with convolutional deep neural networks. In *Proceedings of the 38th International ACM SIGIR Conference on Research and Development in Information Retrieval (SIGIR)*, pages 373–382, Santiago, Chile, 2015.
- [46] Anshumali Shrivastava and Ping Li. Fast near neighbor search in high-dimensional binary data. In *Proceedings of the European Conference on Machine Learning and Knowledge Discovery in Databases (ECML-PKDD), Part I*, pages 474–489, Bristol, UK, 2012.
- [47] Anshumali Shrivastava and Ping Li. Asymmetric LSH (ALSH) for sublinear time maximum inner product search (MIPS). In *Advances in Neural Information Processing Systems (NIPS)*, pages 2321–2329, Montreal, Canada, 2014.
- [48] Anshumali Shrivastava and Ping Li. Asymmetric minwise hashing for indexing binary inner products and set containment. In *Proceedings of the 24th International Conference on World Wide Web (WWW)*, pages 981–991, Florence, Italy, 2015.
- [49] Shulong Tan, Zhixin Zhou, Zhaozhuo Xu, and Ping Li. Fast item ranking under neural network based measures. In *Proceedings of the Thirteenth ACM International Conference on Web Search and Data Mining (WSDM)*, pages 591–599, Houston, TX, 2020.
- [50] Shulong Tan, Zhaozhuo Xu, Weijie Zhao, Hongliang Fei, Zhixin Zhou, and Ping Li. Norm adjusted proximity graph for fast inner product retrieval. In *Proceedings of the 27th ACM SIGKDD Conference on Knowledge Discovery and Data Mining (KDD)*, pages 1552–1560, Virtual Event, Singapore, 2021.
- [51] Shulong Tan, Weijie Zhao, and Ping Li. Fast neural ranking on bipartite graph indices. *Proc. VLDB Endow.*, 15(4):794–803, 2021.
- [52] Jiayi Tang and Ke Wang. Ranking distillation: Learning compact ranking models with high performance for recommender system. In *Proceedings of the 24th ACM SIGKDD international conference on Knowledge discovery and data mining (KDD)*, pages 2289–2298, 2018.
- [53] Yi Tay, Luu Anh Tuan, and Siu Cheung Hui. Latent relational metric learning via memory-based attention for collaborative ranking. In *Proceedings of the 2018 World Wide Web Conference on World Wide Web (WWW)*, pages 729–739, Lyon, France, 2018.
- [54] Xiang Wu, Ruiqi Guo, Ananda Theertha Suresh, Sanjiv Kumar, Daniel N Holtmann-Rice, David Simcha, and Felix Yu. Multiscale quantization for fast similarity search. In *Advances in Neural Information Processing Systems (NIPS)*, pages 5745–5755, Long Beach, CA, 2017.
- [55] Yubao Wu, Ruoming Jin, and Xiang Zhang. Fast and unified local search for random walk based k-nearest-neighbor query in large graphs. In *Proceedings of the 2014 ACM SIGMOD International Conference on Management of Data (SIGMOD)*, page 1139–1150, Snowbird, UT, 2014.
- [56] Chenyan Xiong, Zhuyun Dai, Jamie Callan, Zhiyuan Liu, and Russell Power. End-to-end neural ad-hoc ranking with kernel pooling. In *Proceedings of the 40th International ACM SIGIR Conference on Research and Development in Information Retrieval (SIGIR)*, pages 55–64, Shinjuku, Tokyo, 2017.
- [57] Xiao Yan, Jinfeng Li, Xinyan Dai, Hongzhi Chen, and James Cheng. Norm-ranging LSH for maximum inner product search. In *Advances in Neural Information Processing Systems (NeurIPS)*, pages 2956–2965, Montreal, Canada, 2018.
- [58] Hsiang-Fu Yu, Cho-Jui Hsieh, Qi Lei, and Inderjit S Dhillon. A greedy approach for budgeted maximum inner product search. In *Advances in Neural Information Processing Systems (NIPS)*, pages 5453–5462, Long Beach, CA, 2017.
- [59] Tan Yu, Zhipeng Jin, Jie Liu, Yi Yang, Hongliang Fei, and Ping Li. Boost CTR prediction for new advertisements via modeling visual content. In *Proceedings of the IEEE International Conference on Big Data (IEEE BigData)*, pages 2140–2149, Osaka, Japan, 2022.
- [60] Tan Yu, Jie Liu, Yi Yang, Yi Li, Hongliang Fei, and Ping Li. EGM: enhanced graph-based model for large-scale video advertisement search. In *Proceedings of the 28th ACM SIGKDD Conference on Knowledge Discovery and Data Mining (KDD)*, pages 4443–4451, Washington, DC, 2022.
- [61] Ying Zhang, Tao Xiang, Timothy M. Hospedales, and Huchuan Lu. Deep mutual learning. In *Proceedings of the 2018 IEEE Conference on Computer Vision and Pattern Recognition (CVPR)*, pages 4320–4328, Salt Lake City, UT, 2018.
- [62] Weijie Zhao, Shulong Tan, and Ping Li. SONG: approximate nearest neighbor search on GPU. In *Proceedings of the 36th IEEE International Conference on Data Engineering (ICDE)*, pages 1033–1044, Dallas, TX, 2020.
- [63] Zhixin Zhou, Shulong Tan, Zhaozhuo Xu, and Ping Li. Möbius transformation for fast inner product search on graph. In *Advances in Neural Information Processing Systems (NeurIPS)*, pages 8216–8227, Vancouver, Canada, 2019.