

Difficulties in Dynamic Analysis of Drone Firmware and Its Solutions

YEJUN KIM¹, KWNAGSOO CHO¹, AND SEUNGJOO KIM.¹

¹School of Cybersecurity, Korea University, Seoul 02841, South Korea

Corresponding author: Seungjoo Kim (e-mail: skim71@korea.ac.kr).

This work was supported by Institute of Information & communications Technology Planning & Evaluation (IITP) grant funded by the Korea government(MSIT) (No.2021-0-00613, Zero Trust technology based access control and abnormal event analysis technology development for enterprise network protection in the untact era) and Supported by a Korea University Grant

ABSTRACT With the advancement of Internet of Things (IoT) technology, its applications span various sectors such as public, industrial, private and military. In particular, the drone sector has gained significant attention for both commercial and military purposes. As a result, there has been a surge in research focused on vulnerability analysis of drones. However, most security research to mitigate threats to IoT devices has focused primarily on networks, firmware and mobile applications. Of these, the use of fuzzing to analyze the security of firmware requires emulation of the firmware. However, when it comes to drone firmware, the industry lacks emulation and automated fuzzing tools. This is largely due to challenges such as limited input interfaces, firmware encryption and signatures. While it may be tempting to assume that existing emulators and automated analyzers for IoT devices can be applied to drones, practical applications have proven otherwise. In this paper, we discuss the challenges of dynamically analyzing drone firmware and propose potential solutions. In addition, we demonstrate the effectiveness of our methodology by applying it to DJI drones, which have the largest market share.

INDEX TERMS Drones, Firmware, Dynamic Analysis, Fuzzing

I. INTRODUCTION

ADVANCES in drone technology have allowed drones to be utilized in a variety of industries. Because they are relatively small and can be operated unmanned, drones are actively used in industries such as construction sites, agriculture, perimeter surveillance, and military operations that are difficult or dangerous for humans to perform[1], [2]. However, there have been cases in the U.S. in the past when the Department of Defense's drone system was hacked and all information from the drones was stolen, and hackers took control of the drones and interfered with military operations[3]. There have also been cases where malicious actors have used drones to interfere with the takeoffs and landings of nearby aircraft, causing flights to be canceled. As such, drones have a wide range of applications, and vulnerabilities can lead to personal information leakage and disruption of key facilities. In response to these incidents, the U.S. Navy held a vulnerability analysis competition for U.S. Navy drones called "Hack the Sky" to strengthen the security of drones[4]. While there are many activities and studies to enhance the security of drones, there is a lack of research on dynamic analysis such as fuzzing of drone firmware.

As drones are utilized in various fields, various functions are added to the drone firmware and the structure of the firmware is becoming more complex. Manually reading and analyzing the source code of complex and large software by humans can lead to incorrect analysis results as the size and structure of the software to be analyzed increases[5]. Existing publicly available firmware analysis tools are limited to routers, IP cameras, and mobile applications, making them difficult to use for drone analysis. In addition, firmware analysis studies to improve drone security are limited to specific models, such as DJI's Phantom series, making them less useful[6], [7], [8].

Also existing researches about drone dynamic analysis are mainly related to communication protocols used in drone systems such as MAVLink and DSMX [34], [35], [36]. However, it is not just attacks on network protocols that are used to attack drones, but also vulnerabilities within the system. Therefore, in addition to the existing research, an analysis of the firmware binary used in drones should be carried out. In the case of drones, there are no simple input interfaces, such as Linux terminal or SSH(Secure Shell). Therefore, in order to perform the drone dynamic analysis with existing

firmware dynamic analysis tools, it is necessary to make them recognize the drone input interface for automatic data injection. In addition, attacks using communication protocols require the attacker to be within the communication range of the drone, which is very difficult to do if technologies such as communication encryption and anti-jamming are applied. And even if internal access is possible through attack surfaces such as communication protocols, if no vulnerability analysis is performed on the actual firmware binaries, we are forced to rely on simple mutation-based analysis.

Embedded systems like drones, which often run on Linux-based firmware, are especially susceptible to a spectrum of cybersecurity threats, ranging from denial of service and unauthorized root-level access to the potential for arbitrary code execution[37]. Attackers have exploited these vulnerabilities to inject malware into devices and build botnets to launch attacks [38]. In addition, external wireless communication opens avenues for attacks through internal firmware libraries and application-internal functions. Research from the SMACCM project within the U.S. Defense Advanced Research Projects Agency's (DARPA) HACMS demonstrates the potential risk of planting malware with physical access to a weapon system, highlighting the need for a mathematically secure operating system [39]. In one notable experiment, seL4, a secure operating system tailored for this purpose, was deployed on a real helicopter. Despite being tested with an attack through a USB port aimed at crashing the helicopter, seL4 withstood all physical access attacks, demonstrating its resilience [40]. Consequently, our study addresses the dynamic analysis of internal firmware binaries in the context of drone security, complementing the current focus on protocol and internal memory forensics.

The DJI, which has a share of more than 70% of the global drone market, encrypts and releases very many kinds of drone firmware with its own code signature. So, it is difficult for firmware analysis tools to recognize and analyze the instruction codes in the DJI drone's firmware. To avoid these problems, we propose a method for automatic dynamic analysis of increasingly complex and large drone firmware, and the challenges and solutions that may exist. In doing so, we aim to expand research into dynamic analysis of drone firmware and improve security in this area.

This paper consists of four chapters: Chapter 2 describes the research related to firmware analysis, and Chapter 3 discusses the problems and solutions for analyzing drone firmware. Chapter 4 concludes with the limitations of this research and future research directions.

A. OUR APPROACH

In this paper, we introduce a methodology designed to address the challenges of dynamic analysis for drone firmware, with a focus on DJI drones, which hold a significant market share. Our approach streamlines the dynamic analysis process by automating the complex firmware decryption and creating an emulation environment that accurately mimics the drone's operational conditions. This significant simplification

enables more efficient security research on drone firmware, reducing the time and effort traditionally required.

Particularly, we employ AFL (American Fuzzy Lop) for fuzzing techniques to effectively identify potential security vulnerabilities within the binary code of drone firmware. This step is crucial for enhancing the security of drone firmware and is expected to significantly contribute to the safe operation of drones.

Additionally, to facilitate knowledge sharing within the research community, we have made the tools we developed open-source. This allows other researchers to easily apply our methodology to their own studies, lowering the barriers to entry for drone firmware security research and aiming to cultivate a safer drone technology ecosystem. This research provides a robust foundation for innovatively advancing dynamic analysis and security research on drone firmware.

B. CONTRIBUTION

In summary, our takeaways are as follows:

- A step-by-step guide on how to perform dynamic analysis for drones, which includes firmware acquisition, decryption, dynamic analysis, and building analysis tools suitable for the environment.
- How to overcome performance and power resource issues when conducting dynamic analysis on systems with limited resources and challenging environments.
- How to set up your operating system for dynamic analysis of drone firmware, including the configuration of dependent libraries and the selection of the appropriate operating system version.

II. RELATED WORKS

In this chapter, we elucidate the methodology for drone analysis through a review of existing research findings related to automatic firmware analysis and vulnerability assessment targeted at drones. Moreover, we explore existing tools for approaches to firmware analysis. Current tools for drone analysis predominantly focus on evaluating vulnerabilities within communication protocols or forensic applications to retrieve internal metadata. While there is existing research on conducting dynamic analysis of drone firmware, its applicability is generally limited to open-source drone platforms like ArduPilot[35]. This utility is constrained when source code is not accessible. Hence, there is a pressing need for the development of dynamic analysis methodologies applicable to firmware binaries. In order to collect and examine previous studies, we have drawn upon established survey-style research methodologies[9].

A. DRONE VULNERABILITY ANALYSIS

Recently, as drones have become important for commercial and military purposes, various vulnerability analysis studies on drones are also being conducted. However, to the best of our knowledge, most of them are analyzing vulnerabilities

in communication protocols between drones and controllers, and no research has been conducted to automatically analyze the firmware of drones. The current research on drones looks like this Figure 1.

For example, Kwon in their 2018 IEEE Access paper "Empirical analysis of MAVlink protocol vulnerability for attacking unmanned aerial vehicles", proposed an attack methodology that exploits the MAVlink protocol vulnerability commonly used in unmanned aerial vehicles (UAVs)[10]. And Fadilah unveiled a drone-targeted vulnerability assessment tool called DRAT at the 2020 ACM Conference on Data and Application Security and Privacy. DRAT works on the wireless signals used by drones, including replay attacks and GPS spoofing[11]. Later, the author added features such as attacking 802.11 protocol targets and providing a GUI to the existing DRAT, and released it through ICIEA in 2021[12]. Schiller designed and implemented a decoder that works with DUML, a proprietary tracking protocol used exclusively by DJI, in "Drone Security and the Mysterious Case of DJI's DroneID," published in NDSS in 2023[13]. At Recon23 in 2023, the same author delivered a presentation titled "Unchained Skies: A Deep Dive into Reverse Engineering and Exploitation of Drones," focusing on reverse engineering and exploiting DJI drones. This talk primarily addressed signal analysis, firmware modifications, and PCB analysis related to DJI drones. The author highlighted that due to the drones' intricate firmware architecture, which does not operate on a singular binary system, emulation is challenging. Additionally, the absence of publicly available source code renders existing fuzzing tools ineffective for such purposes[41]. Recently, Nozomi Networks published the results of a vulnerability analysis against the DJI Mavic 3 drone [44]. However, again, the vulnerabilities were identified based on static analysis of the DJI Mavic 3's mobile application and firmware, and fuzzing was performed by targeting the Wi-Fi protocol. Emulation and fuzzing are also performed here, but since we are dealing with communication protocol-based vulnerabilities, dynamic analysis of the firmware binary is not covered.

As such, the majority of drone analysis tools currently available target vulnerabilities in drone communication protocols and fall short when it comes to firmware analysis. The objectives and approaches employed in prevailing research are outlined in Table 1.

B. IOT FIRMWARE VULNERABILITY ANALYSIS

Several vulnerability analysis tools that target firmware of IoT devices, but not drones, have been published, but their application to drones is problematic. Research on vulnerability analysis tools for IoT devices is mainly focused on networks, mobile applications, or analysis targets such as routers and IP cameras. In addition, in order to perform dynamic analysis for each product, it is necessary to have a separate operating environment that can emulate each product. However, most IoT devices that run firmware are characterized by a high degree of hardware dependency. Because

TABLE 1. Goals and methods of achieving existing drone studies

Ref	Goal	Method
[6]	Developing forensic tools (Smart Phone, SD Card)	Developed a tool to perform forensics on drones by extracting encrypted/encoded DAT and TXT files and metadata stored on the drone's SD card and mobile device.
[7]	Forensic method suggestions (Smart Phone, SD Card)	Conducted research on forensic methods to extract data about internal flight logs, photos, etc. via the smartphone device's backup utility and SD card.
[10]	Protocol vulnerability analysis (GCS, MAVLink)	Conducted research on stopping UAVs by flooding ICMP over the MAVLink protocol to stop them.
[11], [12]	Developing vulnerability analysis tools (RF, GPS)	Developed vulnerability analysis tools using Software Defined Radio (SDR) based retransmission attacks, targeted target identification using WiFi, GPS spoofing, and side-channel attacks using USB ports.
[13], [41]	Protocol vulnerability analysis (Protocol, UART(DUML))	Conducted research on communication signal analysis of DJI drone, bootloader analysis using UART, and fuzzing method of communication protocol between smartphone and drone based on DJI drone's communication protocol (DUML).
[34]	Protocol vulnerability analysis (DSM)	Conduct research on how Denial of Service or taking over control attacks can be performed based on DSM protocols.
[42]	Protocol vulnerability analysis (MAVLink)	Conducted research on how protocol fuzzing could be performed based on the MAVLink protocol used in two-way communication between the drone and GCS.
[44]	Protocol Vulnerability analysis (Wi-Fi)	Static analysis of mobile applications and firmware to find, emulate, and fuzz Wi-Fi vulnerabilities

of this, existing firmware analysis tools are specialized for the products they target, making them unsuitable for dynamic analysis of other products' (such as drone) firmware.

III. DYNAMIC DRONE FIRMWARE ANALYSIS: CHALLENGES AND SOLUTIONS

This chapter describes the entire process of analyzing drone firmware. In this study, we limit the scope of our research to DJI drone systems. DJI currently has the highest share of the drone market, which is over 70% [21]. We performed a dynamic analysis based on the firmware used in DJI drones, and we would like to elaborate on the challenges we encountered during the analysis and our efforts to solve them. The overall process we followed to dynamically analyze the drone firmware is shown in Figure 2.

A. CHALLENGES OF DRONE FIRMWARE ANALYSIS

Firmware acquisition and decryption. In order to perform dynamic analysis on drone firmware, we need to collect drone firmware from the DJI company we have selected for

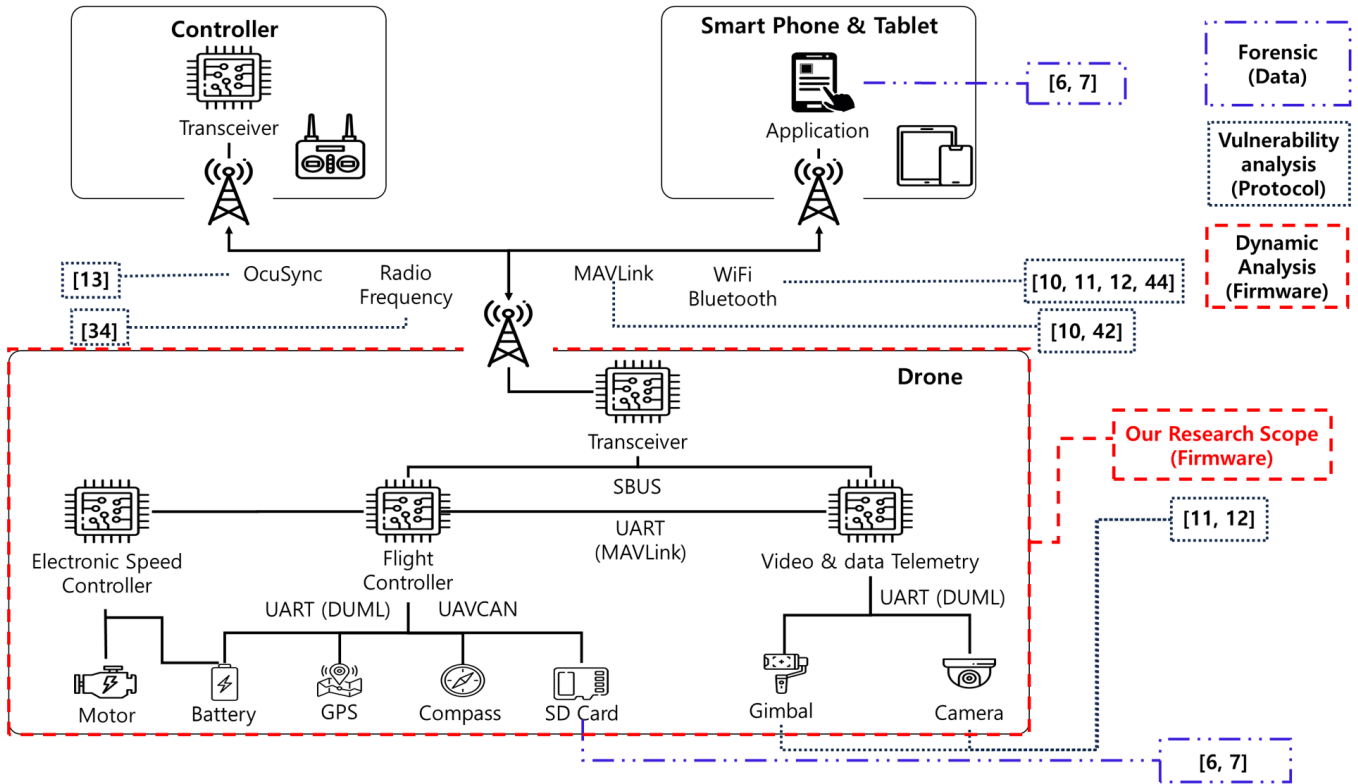


FIGURE 1. Related research on drone analytics

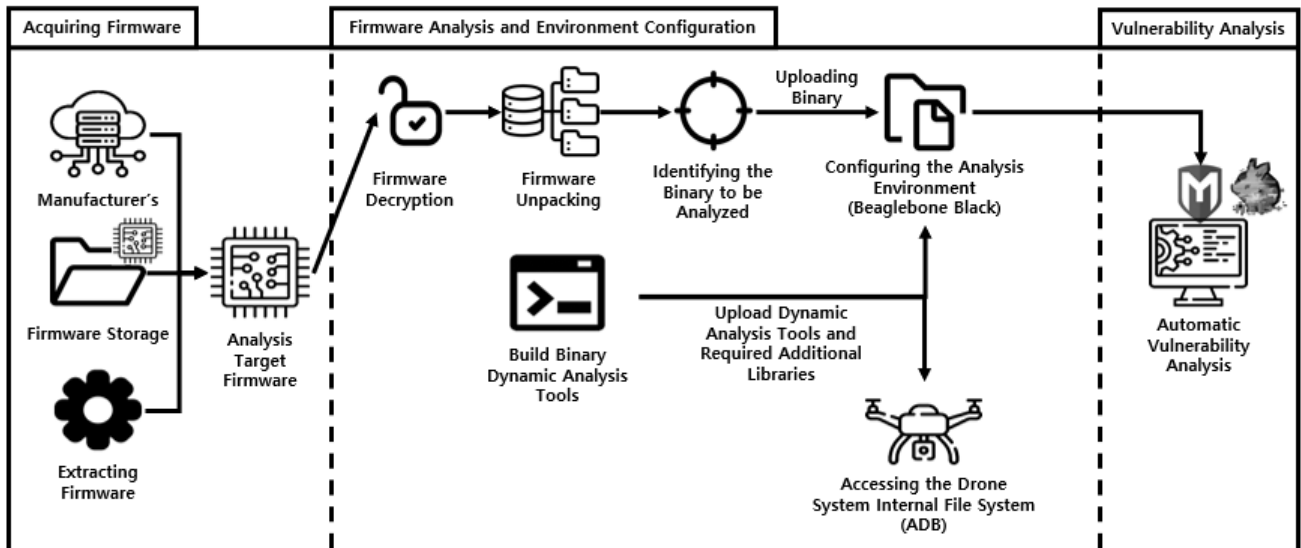


FIGURE 2. Drone firmware dynamic analysis process

analysis. To collect drone firmware, we can either extract it directly from the drone device or collect publicly available data. If you were to access the inside of a DJI drone via ADB and extract the firmware, you could extract the unencrypted binary, but only if you physically have the drone, and you would need to exploit a vulnerability such as a race condition

to enable a disabled ADB feature. In addition, it is possible to obtain the drone firmware through existing published research, but the firmware of DJI drones is encrypted with DJI's signature and AES, which must be decrypted[43].

Operating environment issues with existing analysis tools. For the collected firmware, we used emulators de-

signed for existing firmware analysis or installed existing binary dynamic analysis tools such as GDB server and fuzzer directly on the drone system. However, the emulator or analysis tool designed for existing firmware analysis could not be used due to issues such as dependencies in the environment and firmware libraries and differences in the operating environment. In addition, the method of installing dynamic analysis tools directly on the drone system was successful [13], but there is the problem of not having enough time for dynamic analysis due to limited battery capacity. Drones are designed to operate on battery power, which results in a limited operating time. This limitation makes it difficult to perform comprehensive and time-consuming dynamic analysis on specific programs within the given time frame. Even if the drone system has uninterrupted power supply, the constrained hardware environment, including limited memory and processing power, hinders the efficient execution of dynamic analysis tools, which affects the effectiveness of the analysis. We also used AFL to dynamically analyze the drone firmware. However, we encountered a message from AFL that said, "Due to a system problem, you can't run this program (AFL) in this environment. When we analyzed this error, we found that AFL's code contains features that are not available on the drone's operating system (Android).

Library dependency issues. In order for the dynamic analysis tool for analyzing drone firmware to run, the corresponding program must first be executed. It is also important that the libraries referenced by each program are installed in the same location on the file system for the program to run. In our analysis environment, we have verified that the drone firmware architecture works and that some library-less binaries can work. However, there is a problem with finding the correct library that most drone firmware binaries refer to.

We undertook research to address these issues in order to facilitate dynamic analysis of drone firmware. The details of each problem and what we did to address them are discussed in Section 3.2.

B. OUR SOLUTIONS FOR DRONE FIRMWARE DYNAMIC ANALYSIS

We propose a method for the dynamic analysis of drone firmware and conduct a study of the problems and solutions encountered during the analysis process. Each problem described in Section 3.1 is discussed in the following subsections. Section 3.2.1 describes the process of acquiring the drone firmware and decrypting the encrypted firmware. Section 3.2.2 describes the use of embedded cards to solve the problem of not being able to use existing analysis tools. Section 3.2.3 describes how to extract the necessary libraries from the actual drone to run the drone firmware binary and place them on the embedded card to solve the library dependency problem. Finally, Section 3.2.4 covers the setup process for performing fuzzing within the embedded board built to analyze the drone firmware.

```
C:\Users\SANE>adb devices
List of devices attached
0123456789ABCDEF      device

C:\Users\SANE>adb shell
```

FIGURE 3. Connecting the DJI drone to ADB

1) Acquiring the binary file for analysis

This section describes how to obtain the drone firmware for analysis. If a physical drone exists, the method of extracting the firmware directly from the drone system can be used to obtain the firmware. Drone systems are primarily implemented based on the Android operating system. The Android operating system supports the Android Debugging Bridge (ADB) for debugging, and if a physical drone exists, the ADB can be used to obtain binary files within the drone system [26].

The advantage of directly extracting the firmware by connecting to the physical drone with ADB is that the internal signature and encryption issues can be resolved, and the extracted firmware can be analyzed immediately. However, analyzing and extracting different firmware versions requires a physical drone of each type, and there are cases where the ADB connection is limited. Therefore, we have collected publicly available DJI drone firmware. However, drone firmware is not officially available for download as a separate firmware file, so we need to extract the firmware directly from the drone or use publicly available drone datasets for our research. We used publicly available DJI drone firmware in a repository called DankDroneDownloader (DDD) and compared it to firmware extracted using ADB to ensure the reliability of the firmware. We were able to obtain 762 drone firmware from DDD, but they were all signed and encrypted.

The DJI drone firmware analyzed in this research was encrypted with AES and RSA, making it impossible for existing analysis tools to read the firmware. To solve this problem, it is necessary to decrypt the firmware file with the correct key. The decryption keys for DJI drone firmware are publicly available from the DJI drone research team "o-gs" (Original Gangsters)[23]. In addition, Tienen, a member of o-gs, conducted research on extracting AES encryption keys through side-channel analysis in 2022 and published decryption keys for some DJI drones [22], [25]. Although decryption keys for DJI drone firmware are thus publicly available, the process of finding the appropriate decryption key for each firmware file from the binary header and inserting the firmware into a decryption tool is a simple iterative process performed through a one-to-one mapping, which can be solved more efficiently by automation than manually. Therefore, in order to automate the firmware decryption module to be applied to the firmware analysis tool to be developed, we conducted research and developed an automatic firmware decryption module in the following

order.

- 1) Acquiring the drone firmwares.
- 2) Analyze the structure of the firmware file.
- 3) Based on the analyzed firmware file structure, identify areas where information about the decryption key can be obtained.
- 4) Obtain the decryption key corresponding to the identifier.
- 5) Configure a dictionary with the identifier as key and the decryption key as value.
- 6) Create and apply a firmware auto decryption module based on the configured dictionary.

For our study on automating drone firmware analysis, we collected a total of 764 firmware for 50 DJI products. The firmware we collected were obtained from publicly available online sites such as search engines like Google, Github, and manufacturer sites. The collected firmware is shown in Table 2.

To decrypt the DJI firmware, you need information about the encryption method used in the firmware and the decryption key. To obtain this information, we first need to analyze the structure of the firmware file to identify the areas where hints about the encryption scheme and decryption key are located. The binary header of the firmware is usually located at the beginning of the file and contains information such as the type, version, and date of the firmware. Most IoT products retrieve information from this binary header to recommend a firmware upgrade to the user or to determine if the firmware is compatible. However, DJI's firmware has its own signature and encryption for enhanced security, and decryption is performed by reading the header information from a decryption module mounted on the drone's hardware chip[24]. Therefore, we analyzed the relevant research to collect the header information that DJI drones need to run the firmware[25]. According to the literature on DJI firmware, the DJI drone firmware header contains information about the magic number, version, authentication key identifier, scramble key, etc. Inside the drone, the header information of the corresponding firmware binary is used to verify and decrypt the signature value. The entire DJI drone firmware header is organized as follows, Table 3.

DJI products use proprietary encryption and signatures to ensure confidentiality and integrity[24]. So, according to the above Table 3, the part of the DJI drone firmware file header that we should be mainly interested in is the "Encryption key Identifier" part with a size of 4-Byte. An identifier is written in this area to identify which key each firmware file was encrypted with. The decryption key is different depending on the identifier written in the area. In addition, DJI's firmware performs verification through the above auth key identifier, and only after the verification process is it executed after

TABLE 2. Collected DJI firmware

DJI Firmware Model	Count
A3 Flight Controller	14
AC202	7
Action 2	2
Aeroscope	2
AG411	1
AG600 Gimball	4
AGRAS Series	41
Avata	2
Crystalsky 5.50 Inch	1
Crystalsky 7.85 Inch	2
DJI Battery Station	1
DJI RC	6
DJI RC Pluse	1
DJI RC Pro	5
DJI Transmission	1
D-TRK GNSS	9
FPV Goggles V1	7
FPV Goggles V2 (DIY FPV Mode)	4
DJI Racer	15
FPV System - Air Unit	7
FPV System - Air Unit Lite	5
FPV System - RC	7
Goggles - Series	24
Inspire 1	66
Inspire 1 Pro	14
Inspire 2	12
Matrice 30 Series	2
Matrice 100	11
Matrice 200 Series	19
Matrice 300 Series	15
Matrice 600 Series	61
Matrice M30 M30T	1
Mavic Air Series	42
Mavic Mini Series	31
Mavic Pro 1 Series	31
Mavic Pro 2 Series	40
Mavic Pro 3 Series	12
N3 Flight Controller	20
Ocusync Air System	10
Osmo Series	20
Phantom 2 Series	2
Phantom 3 Series	94
Phantom 4 Series	44
Phantom 4 RTK - China Only Version	1
Robomatser S1	16
Smart Controller	8
Spark	16
WM222	1
Zemnuise Series	7
Total	764

decryption.

In order to obtain the decryption key corresponding to the identifier code, we collected and analyzed previous projects and papers related to DJI drone firmware decryption. Our analysis revealed a variety of related research projects, but we focused our attention on the dji-firmware-tools project by a specific hacking group[23]. In this project, the decryption key was obtained through side-channel analysis to analyze the firmware of DJI drones, and it was found to be successful in decrypting a significant number of DJI drone firmware[22], [23]. We decrypted the DJI drone firmware according to the "Encryption key Identifier" collected from the publicly available information of the project. First, as a sample, we manually decrypted a partial firmware file instead of the en-

TABLE 3. Header in DJI drone firmwares

4-Byte		8-Byte	
Magic ("IM*H")	Version	Unknown	
4-Byte	4-Byte	4-Byte	4-Byte
Header size	RSA sig size	Payload size	Unkown
8-Byte		4-Byte	4-Byte
Unknown		Auth key identifier	Encryption key identifier
16-Byte			
Scramble key			
32-Byte			
Image name			
48-Byte			
Unknown			
12-Byte			4-Byte
Unknown			Block count
32-Byte			
SHA256 payload			
4-Byte	4-Byte	4-Byte	4-Byte
Name	Start offset	Output size	Attributes

TABLE 4. Firmware decryption identifiers and keys

Key Identifier	Key Version	Key Value
PRAK	PRAK-2017-01	40000000c3151641157d3...
PRAK	PRAK-2017-08	40000000dbe15b5badcde...
PRAK	PRAK-2017-12	40000000c3151641157d3...
PRAK	PRAK-2018-01	400000008f73897091b44...
PRAK	PRAK-2019-09	40000000a1f987bf9fd539...
PRAK	PRAK-2020-01	40000000c73fb7ba092e1f...
...		
RREK	RREK-2017-01	0x37, 0xD6, 0xD9, ...
IAEK	RIEK-2017-01	0xF1, 0x69, 0xC0, ...
IAEK	IAEK	0x89, 0x9D, 0x1B, ...

firmware file. As a result of the decryption, we succeeded in decrypting most of the sample files. The following Table 4 shows the key identifiers we used for decryption.

We manually decrypted the firmware. The process of manually decrypting the firmware requires entering the decryption keys corresponding to the "Encryption key Identifier" in the firmware file header one by one and performing repetitive operations until the decryption is successful. However, since the "Encryption key Identifier" varies for each product, version, etc. it is inefficient to manually decrypt one by one. Therefore, we developed an automation module for decrypting each firmware to build an automatic firmware analysis system.

First, we constructed a dictionary that maps "Encryption key Identifier" and the corresponding decryption key for each identifier. The mapping resulted in a dictionary with a 1-to-n structure, where one "Encryption key Identifier" is mapped to one or more decryption keys. Based on the configured dictionary, the firmware decryption module operates in the following sequence:

- 1) Parses the "Encryption key Identifier" described in a specific area of the entire firmware file.
- 2) Extract the decryption key from the dictionary based on the parsed identifier.

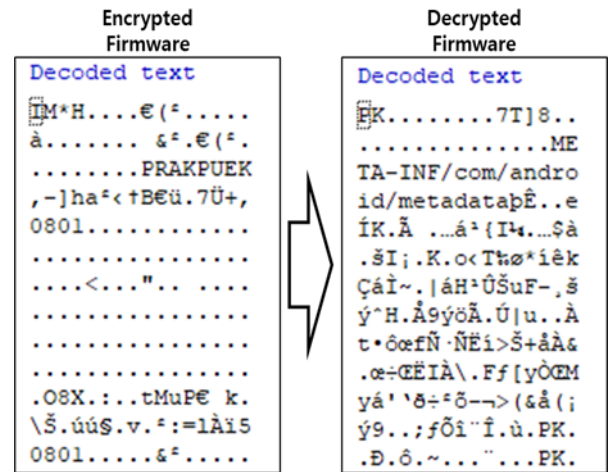


FIGURE 4. Decrypted DJI drone firmware

```

000001A0 8D D6 72 DD D2 DF 5F 37 A8 EB A8 87 F5 71 F6 E2 .ÖrY0à 7"è"+dQ6â
000001B0 37 01 FC C9 AC 2C EC CA B0 6B E1 88 29 E8 75 E4 7.üE~,iP*ká)äuâ
000001C0 7E 84 20 04 59 FE 50 24 0F 9D C6 A8 D9 9F 41 4E ~.YpP9..E.UZAN
000001D0 DE 07 CF 15 B4 78 C7 01 6A 46 DA AC 19 E5 D2 14 P.I. xç.jFÜ-.âö.
000001E0 3C 3F 78 6D 6C 20 76 65 72 73 69 6F 6E 3D 22 31 <?xml version="1
000001F0 2E 30 22 20 65 6E 63 6F 64 69 6E 67 3D 22 75 74 .0" encoding="ut
00000200 66 2D 38 22 3F 3E 0A 3C 64 6A 69 3E 0A 20 20 20 f-8"?><dj>.
00000210 20 3C 64 65 76 69 63 65 20 69 64 3D 22 77 6D 32 <device id="wm2
00000220 34 35 22 3E 0A 20 20 20 20 20 20 20 20 20 20 20 45">. <fi
00000230 72 6D 77 61 72 65 20 66 6F 72 6D 61 6C 3D 22 30 rmware formal="0
00000240 31 2E 30 31 2E 30 37 30 30 22 3E 0A 20 20 20 20 1.01.0700">.
    
```

FIGURE 5. Unencrypted configure files

3) Attempt decryption using the extracted decryption key (or list of keys).

We attempted to decrypt all firmware files with the firmware decryption module we developed to work in the order listed above. As a result, we succeeded in decrypting 4,233 files (91.48%) out of a total of 4,627 encrypted firmware files. The following Figure 4 shows an example of our successful decryption.

In addition, the files that failed to decrypt were mostly configuration files in .cfg format and initialization files in .ini format with only the signature value in the binary header and no encryption, as shown in Figure 5. There was no correlation to a specific product or version.

2) Dynamic analysis using the drone

This section describes how to perform dynamic analysis on drone devices. Since drones are embedded systems, no new techniques are required to analyze drone firmware, and existing dynamic analysis methods can be used. In other words, drones can be analyzed in the same way that the firmware of IoT devices, one of the subcategories of embedded systems, is analyzed. To perform dynamic analysis of drone firmware, existing publicly available dynamic analysis tools can be used by embedding them in an emulator or directly in the drone system.

We first performed dynamic analysis of drone firmware by modifying an existing dynamic analysis tool to run on a

```
C:\Users\SAANE>adb shell
root@wm332_dz_vp0001_v1:/ # ./system/bin/gdbserver 127.0.0.1:22345 dji_flight
Process dji_flight created; pid=8996
Listening on port 22345
```

FIGURE 6. gdbserver on a DJI drone using ADB shell

```
root@wm332_dz_vp0001_v1:/tmp/afl # ./afl-fuzz -i inputs -o outputs -n -- /syst>
afl-fuzz 2.49b by <lcamtuf@google.com>
[*] You have 5 CPU cores and 1 runnable tasks (utilization: 20%).
[*] Try parallel jobs - see docs/parallel_fuzzing.txt.
[*] Checking CPU core loadout...
[*] Found a free CPU core, binding to #0.
[*] Checking core_pattern...
[*] Setting up output directories...
[*] Output directory exists but deemed OK to reuse.
[*] Deleting old session data...
[*] Output dir cleanup successful.
[*] Scanning 'inputs'...
[*] No auto-generated dictionary tokens to reuse.
[*] Creating hard links for all input files...
[*] Validating target binary...
[*] Attempting dry run with 'id:000000,orig:input_data'...
len = 44, map size = 0, exec speed = 18658 us
[*] All test cases processed.

[!] WARNING: The target binary is pretty slow! See docs/perf_tips.txt.
[*] Here are some useful stats:

Test case count : 0 favored, 0 variable, 1 total
Bitmap range : 0 to 0 bits (average: 0.00 bits)
Exec timing : 18.7k to 18.7k us (average: 18.7k us)

[*] No -t option specified, so I'll use exec timeout of 60 ms.
[*] All set and ready to roll!
```

FIGURE 7. Fuzzing DJI drone firmware using drone(DJI Phantom 4 Pro)

drone system. We performed a cross-compilation of existing analysis tools to prepare them to run on the drone system. Below are the commands we used to cross-compile the dynamic analysis tool.

```
$ arm-linux-gnueabi-gcc -march=armv5te -mfloat-abi=soft -I/usr/arm-linux-gnueabi/include -static afl-fuzz.c afl-fuzz
```

After cross-compilation, we were able to insert the cross-compiled analysis tools into the drone system via ADB and run them against the internal binaries. We were also able to connect to the analysis computer and perform debugging using the GDB server that exists inside the drone. Figures 6 and 7 show GDB server and fuzzing performed using a DJI drone.

However, there were several problems with running existing analysis tools directly on the drone system. While a sufficient amount of time is required to analyze a program's vulnerabilities, drones cannot be plugged directly into a power line for electricity, and even a fully charged battery can only operate for a limited amount of time due to capacity limitations. These limitations on system uptime make it difficult to install and run dynamic analysis tools directly on the drone. Even if the drone system has a good power supply, the limited hardware environment, including the limited memory capacity and processing power of the drone body, prevents the efficient execution of dynamic analysis tools, which affects the effectiveness of the analysis. For these reasons, it takes a long time to perform dynamic analysis by installing dynamic analysis tools directly on the drone system, or there are limitations in the dynamic analysis




FIGURE 8. Embedded Board (Beaglebone Black)

of large files. In addition, it is difficult to use existing analysis methods and tools due to the unique characteristics of drones, such as various systems such as motors, cameras, etc. that are connected and operated, and processes that operate in real time. Therefore, it is necessary to build an environment that is used by the drone system or to perform the analysis in the drone system's operating environment itself.

In the case of the drone system operating environment itself, it has a very harsh environment. The DJI Phantom 4, the main target of this study, does not have detailed hardware specifications, but the Pixhawk V6X Autopilot, Pixhawk's latest flight controller, which is commonly used for DIY (Do It Yourself) drone production, has a 480Mhz processor and 1MB of memory. This drone system environment is not suitable for dynamic analysis as it requires a lot of system resources. Therefore, we prepared an embedded board with a similar environment to the drone system, but with much higher performance. We used the Beaglebone Black embedded board to configure the analysis environment, and it shows a high performance of about 1090 times (about 2.13 times processor and 512 times memory) compared to the Pixhawk V6X Autopilot above, considering the main resources required for dynamic analysis: processor and memory. In this way, we have solved the problem of harsh environments by using embedded environments that can replace drone systems and have higher performance.

3) Installing dependent libraries

This section describes building an emulation environment for dynamic analysis of decrypted firmware. Firmware analysis involves the use of tools such as emulators and debuggers, and the environment must be configured so that the commands in the analysis tool work properly. Since firmware is highly hardware dependent, the same operating environment as that used by the system to be analyzed must be configured

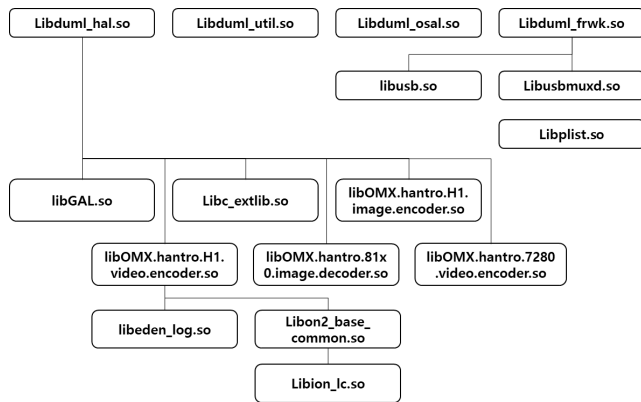


FIGURE 9. Dependencies of libraries used by DJI drones environment

to run the analysis tool. The DJI drone system uses the Android operating system, and the firmware binary does not have PIE (Position Independent Executables), which is mandatory for security reasons in Android 5.0 (Lollipop) and later. Therefore, to build an emulation environment for DJI drone firmware binaries without PIE, an Android 5. In addition, since the DJI drone system uses a customized Android environment, it requires libraries that are used independently. Therefore, we need to check the files used in addition to the libraries used in the Android environment and identify the dependency relationships for each file to the required libraries. We used the command "ldd" command to identify the required libraries and dependencies, and checked the required files for each binary, as shown in Figure 9. We then, we accessed the internal system of the DJI drone using ADB, extracted the required library files, and installed them on the embedded board to complete the environment setup for dynamic analysis.

4) Installing fuzzer

To undertake an automated analysis of DJI firmware, it is imperative to employ tools like AEG and fuzzer. American Fuzzy Lop (AFL), widely adopted for such purposes, compiles source code via afl-gcc for fuzzing, or resorts to black box fuzzing through user space emulation for binary code. However, given the DJI firmware's source code is not open to the public and thus unobtainable, analysis is confined to the firmware's binary form. Upon examining the decrypted DJI firmware, it became apparent that the majority of the binaries are ARM architecture-based, necessitating the use of tools compatible with various architectures, including ARM, Aarch64, and PowerPC. Considering the focus on firmware, vulnerability analysis tools that necessitate source code, such as honggfuzz[27], KLEE[28], and LibFuzzer[29], are not applicable. Consequently, suitable tools for this research include AFL, Radamsa[30], and angr[31], all of which support binaries across different platforms and architectures. Radamsa, however, falls short for this project since it mod-

```

22 DOC_PATH = $(PREFIX)/share/doc/afl
23 MISC_PATH = $(PREFIX)/share/afl
24
25 # PROGS intentionally omit afl-as, which gets installed elsewhere.
26
27 CC = arm-linux-gnueabi-gcc -mbe32 -static
28
29 PROGS = afl-gcc afl-fuzz afl-showmap afl-tmin afl-gotcpu afl-analyze
30 SH_PROGS = afl-plot afl-cmin afl-whatsup
  
```

FIGURE 10. Modifying Makefile for cross-compiling

```

root@beagleboneblack:/data/local/tmp # ./afl-fuzz -i inputs -o outputs -n -- b>
afl-fuzz 2.49b by <lcantuf@google.com>
[*] You have 1 CPU core and 1 runnable tasks (utilization: 100%).
[*] Checking core_pattern...
[*] Checking CPU scaling governor...
[*] Setting up output directories...
[*] Output directory exists but deemed OK to reuse.
[*] Deleting old session data...
[*] Output dir cleanup successful.
[*] Scanning 'inputs'...
[*] No auto-generated dictionary tokens to reuse.
[*] Creating hard links for all input files...
[*] Validating target binary...
[*] Attempting dry run with 'id:000000,orig:input_data'...
len = 44, map size = 0, exec speed = 4856 us
[*] All test cases processed.

[*] Here are some useful stats:

Test case count : 0 favored, 0 variable, 1 total
Bitmap range : 0 to 0 bits (average: 0.00 bits)
Exec timing : 4856 to 4856 us (average: 4856 us)

[*] No -t option specified, so I'll use exec timeout of 40 ms.
[*] All set and ready to roll!
  
```

FIGURE 11. Fuzzing DJI drone firmware using embedded boards

ifies the structure of existing binaries and relies on manual post-execution error checks and analyses. Angr also presents challenges as it requires setting up a simulation manager for each binary to determine probable vulnerability targets, rendering it less viable for extensive automated analysis. Thus, AFL was chosen, a cross-platform fuzzer, alongside an AFL-equipped embedded board, to conduct the firmware's automated analysis. AFL's shared memory capabilities facilitate code coverage tracking, performance optimization, and novel input identification. However, the shared memory API it typically uses is restricted to the Android operating systems running drone systems, requiring an alternative API. Because AFL is primarily designed for Linux or Unix-based systems, it is incompatible with Android-based embedded boards. AFL's reliance on system-specific libraries and debugging tools means that the embedded AFL binary cannot run on different operating systems without modifications that take into account the unique features and constraints of the Android platform. To overcome these shared memory API challenges, an Android-specific AFL version, Android-AFL[32], was discovered and subsequently deployed within the Beaglebone Black embedded board environment. Tailored to the board's ARM Cortex-A8 processor, a cross-compilation environment was built and configured for this precise architecture. Thus, we adapted Android-AFL for use on embedded boards and built the platform to perform dynamic analysis in a separate analysis environment, as shown in Figure 11.

IV. EVALUATION

In this section, we present a comprehensive evaluation of our built firmware analysis platform on DJI drones to illustrate

TABLE 5. Experimental setup

Classification	Configuration	Parameters
Hardware	CPU	Coretex A8
	Memory Flash	512MB 2GB
Software	Operating system Kernel version Processor	Android 4.4.4 (Kitkat) 3.8.13+ ARM

the merits of our findings. First, we evaluate the differences between current firmware analysis tools and our built DJI drone firmware dynamic analysis platform. Second, we conduct experiments on the speed difference between our analysis and the built platform using drone devices with Android-AFL. In summary, we aim to address the following research questions:

RQ1 : How effective is the proposed dynamic analysis methodology in identifying security vulnerabilities in drone firmware? (Section IV-B)

RQ2 : What differentiated advantages does the construction of a dynamic analysis platform for DJI drone firmware offer compared to current firmware analysis tools? (Section IV-C)

A. ENVIRONMENTAL SETUP

The experiments were conducted on an embedded board called the Beaglebone Black, on which the DJI drone firmware analysis platform was built. To run the DJI firmware within the platform, the internal operating system used Android version 4.4, Kitkat. We added libraries that are proprietary to DJI drones to that environment, and modified some code to use Android-AFL in that environment. Table 5 describes the configured environment.

B. EVALUATE THE PERFORMANCE OF YOUR DEPLOYED FIRMWARE ANALYSIS PLATFORM (RQ1)

We were able to dynamically analyze the binary of the DJI drone system within the Beaglebone Black embedded board environment without any problems. Fuzzing exercises performed directly on the drone body and through our custom embedded board are shown in Figures 7 and 10, respectively. Our results show that while the drone body took 18.7k microseconds to execute and complete a test case, the embedded board took only 4,856 microseconds for the same file, a remarkable speed improvement of approximately 3.85 times per test case. This efficiency gain is expected to be even more significant for processes with large computation cycles.

C. DIFFERENCES BETWEEN EXISTING RESEARCH AND OUR PROPOSED METHOD (RQ2)

This study proposes the current gaps in dynamic drone firmware analysis by proposing a drone firmware analysis methodology. The proposed methodology includes a firmware analysis solution that starts with an automated decryption process. This innovative process eliminates the need

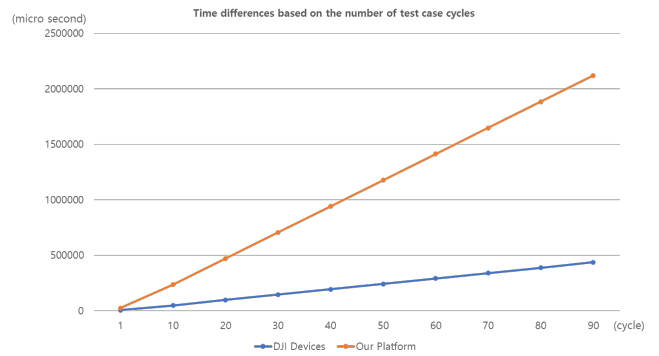


FIGURE 12. Time differences based on the number of test case cycles

for manual decryption, which is not only time-consuming but also prone to errors, thereby increasing the reliability and speed of the initial stages of firmware analysis.

We also present the development of an analysis environment that closely mimics the operating conditions of actual drone systems. Using embedded boards, our method simulates the hardware of the drone, allowing for a more accurate and nuanced analysis of firmware behavior in real-world scenarios. This environment provides a solid foundation for the dynamic analysis tools to operate on, ensuring that the analysis is as close as possible to the actual operating conditions of the drone.

A cornerstone of our proposed methodology is the application of Android-AFL for dynamic analysis. This application represents a significant leap forward in the automated detection of vulnerabilities in drone firmware. Android-AFL allows us to perform exhaustive fuzzing operations that not only detect vulnerabilities, but also assess the potential impact of such vulnerabilities in operational environments. This is a significant advance over traditional methods, which typically focus on static analysis and often miss the subtleties of vulnerabilities that could be exploited in the field.

Our approach significantly streamlines the vulnerability assessment process by incorporating AFL fuzzing for automated dynamic analysis. The AFL tool brings a high level of sophistication to our analysis by automating the fuzzing process and ensuring comprehensive coverage of the firmware code. This automation dramatically reduces the labor-intensive aspects of dynamic analysis, allowing researchers to spend more time interpreting and mitigating discovered vulnerabilities.

Finally, the proposed method achieves efficiency. Where traditional methods rely heavily on manual processes, our automated dynamic analysis framework offers a significant reduction in time and effort, bringing drone security research into a new era of efficiency and effectiveness. By reducing manual effort, we unlock the potential to scale analysis across multiple firmware versions and drone models, which is critical to staying ahead of the evolving threat landscape.

Table 6 succinctly captures the transformative effect of our proposed method over traditional approaches. It highlights

TABLE 6. Traditional and proposed method

Aspect	Traditional Methods	Proposed Method
Approach	Mainly reliant on manual analysis with limited tool usage	Development of an automated dynamic analysis methodology using embedded boards and tools
Firmware Acquisition and Decryption	Manual collection and decryption of firmware, time-consuming and prone to errors	Development of an automated module for efficient firmware collection and decryption
Analysis Environment Setup	Dependent on limited hardware resources and environment, difficulties in managing necessary libraries for firmware execution	Use of embedded boards to create an analysis environment similar to actual drone systems, solving library dependencies
Vulnerability Analysis Method	Relies primarily on static and protocol analysis, potentially missing vulnerabilities in real-world production environments	Use of AFL fuzzing for automated dynamic analysis, identifying vulnerabilities in operational environments
Automation and Efficiency	Limited automation of the analysis process, potentially time-consuming and labor-intensive	High degree of process automation leading to significant time and effort reduction, achieving high efficiency

the systematic and strategic improvements our methodology brings to each phase of drone firmware analysis, setting a new standard in the field.

V. CONCLUSION AND FUTURE

We are by addressing the challenges associated with dynamic analysis of drone firmware, particularly that of DJI drones, we have introduced a comprehensive methodology that not only streamlines firmware decryption, but also facilitates automated vulnerability analysis. The creation of a dedicated embedded board, along with the development of an automated decryption module, represents a significant advancement in the field. This setup enables the efficient use of automated analysis tools, overcoming the limitations of traditional methods, which often rely on manual processes and are time-consuming. Our approach improves the efficiency of vulnerability analysis in drone firmware by automating the decryption process for encrypted firmware files and building a drone simulation environment for dynamic analysis will contribute to the advancement of drone security research. Given the increasing reliance on drones in various fields and their potential security vulnerabilities, we provide an automated vulnerability analysis methodology that allows for a more thorough and rapid security assessment of drone firmware. In addition, the methodology and tools developed through this research provide a replicable model for future research that can be extended not only to DJI drones, but also to other UAV systems using the Android environment. This versatility increases the broader applicability of our findings and contributes to the development of safer drone technologies in general. Based on these contributions, it is

clear that our work is a critical step towards solving the complex problem of drone firmware security. The automated process introduced here significantly reduces the barriers to comprehensive security analysis, enabling more effective identification and mitigation of vulnerabilities in drone systems.

REFERENCES

- [1] Nassi, Ben, et al. "SoK-security and privacy in the age of drones: threats, challenges, solution mechanisms, and scientific gaps." arXiv preprint arXiv:1903.05155 (2019).
- [2] Krichen, Moez, et al. "Security Challenges for Drone Communications: Possible Threats, Attacks and Countermeasures." 2022 2nd International Conference of Smart Systems and Emerging Technologies (SMART-TECH). IEEE, 2022.
- [3] Iran hijacked US drone claims Iranian engineer, [online] Available: <https://www.nbcnews.com/id/wbna45685870>
- [4] Hudaib, Adam Ali Zare. "Satellite network hacking & security analysis." International Journal of Computer Science and Security (IJCSS) 10.1 (2016): 8.
- [5] Honglei, Tu, Sun Wei, and Zhang Yanan. "The research on software metrics and software complexity metrics." 2009 International Forum on Computer Science-Technology and Applications. Vol. 1. IEEE, 2009.
- [6] Clark, Devon R., et al. "DROP (DRone Open source Parser) your drone: Forensic analysis of the DJI Phantom III." Digital Investigation 22 (2017): S3-S14.
- [7] Iqbal, Farkhund, et al. "Drone forensics: A case study on DJI phantom 4." 2019 IEEE/ACS 16th International Conference on Computer Systems and Applications (AICCSA). IEEE, 2019.
- [8] Roder, Alan, Kim-Kwang Raymon Choo, and Nhien-An Le-Khac. "Unmanned aerial vehicle forensic investigation process: Dji phantom 3 drone as a case study." arXiv preprint arXiv:1804.08649 (2018).
- [9] Yun, Joobeom, et al. "Fuzzing of Embedded Systems: A Survey." ACM Computing Surveys 55.7 (2022): 1-33.
- [10] Kwon, Young-Min, et al. "Empirical analysis of MAVlink protocol vulnerability for attacking unmanned aerial vehicles." IEEE Access 6 (2018): 43203-43212.
- [11] bin Mohammad Fadilah, Mohammad Shameel, et al. "DRAT: A drone attack tool for vulnerability assessment." Proceedings of the Tenth ACM Conference on Data and Application Security and Privacy. 2020.
- [12] Veerappan, Chandra Sekar, et al. "DRAT: A Penetration Testing Framework for Drones." 2021 IEEE 16th Conference on Industrial Electronics and Applications (ICIEA). IEEE, 2021.
- [13] Schiller, Nico, et al. "Drone Security and the Mysterious Case of DJI's DroneID." Network and Distributed System Security Symposium (NDSS). 2023.
- [14] Chen, Daming D., et al. "Towards automated dynamic analysis for linux-based embedded firmware." NDSS. Vol. 1. 2016.
- [15] Kim, Mingeun, et al. "Firmae: Towards large-scale emulation of iot firmware for dynamic analysis." Annual computer security applications conference. 2020.
- [16] Blackhat 2022, EMBA - From Firmware to Exploit, [online] Available: <https://www.slideshare.net/MichaelM85042/emba-from-firmware-to-exploit-bheu22>
- [17] Gritti, Fabio, et al. "HEAPSTER: Analyzing the Security of Dynamic Allocators for Monolithic Firmware Images." 2022 IEEE Symposium on Security and Privacy (SP). IEEE, 2022.
- [18] Angelakopoulos, Ioannis, Gianluca Stringhini, and Manuel Egele. "Firm-Solo: Enabling dynamic analysis of binary Linux-based IoT kernel modules." (2023).
- [19] Pandey, Pallavi, Anupam Sarkar, and Ansuman Banerjee. "Triforce QNX Syscall Fuzzer." 2019 IEEE International Symposium on Software Reliability Engineering Workshops (ISSREW). IEEE, 2019.
- [20] Rohleder, Roman. "Hands-on ghidra-a tutorial about the software reverse engineering framework." Proceedings of the 3rd ACM Workshop on Software Protection. 2019.
- [21] THE TOP DRONE MAKER OF 2022 IS DJI [online], Available: <https://www.thedronegirl.com/2022/12/15/the-top-drone-maker-of-2022-dji/>
- [22] van Tienen, Freek. "Far-field Correlation Electromagnetic Analysis attacks against AES in real world applications." (2018).

- [23] DJI-Firmware-Tools, [online] Available: "DJI-Firmware-Tools," <https://github.com/o-gs/dji-firmware-tools>, 2021.
- [24] System Security, A DJI Technology White Paper V2.0, [online] Available: <https://security.dji.com/data/resources/>, 2022.
- [25] dji_rev, [online] Available: https://github.com/fvantiennen/dji_rev
- [26] Regupathy, Rajaram, and Rajaram Regupathy. "Android debug bridge (adb)." *Unboxing Android USB: A Hands-On Approach with Real World Examples* (2014): 125-138.
- [27] Swiecki, Robert. "Honggfuzz: A general-purpose, easy-to-use fuzzer with interesting analysis options." URL: <https://github.com/google/honggfuzz> (visited on 06/21/2017) (2017).
- [28] Cristian Cadar, Daniel Dunbar, and Dawson Engler. 2008. KLEE: Unassisted and Automatic Generation of High-coverage Tests for Complex Systems Programs. In *Proceedings of the 8th USENIX Conference on Operating Systems Design and Implementation (OSDI'08)*. 209–224.
- [29] Serebryany, Kosta. "Continuous fuzzing with libfuzzer and addresssanitizer." 2016 IEEE Cybersecurity Development (SecDev). IEEE, 2016.
- [30] Helin, Aki. "Radamsa." URL: <https://gitlab.com/akihe/radamsa> (2016).
- [31] Wang, Fish, and Yan Shoshitaishvili. "Angr-the next generation of binary analysis." 2017 IEEE Cybersecurity Development (SecDev). IEEE, 2017.
- [32] Android-AFL, [online] Available: <https://github.com/ele7enxxh/android-afl>
- [33] Park, Sangbin, Youngjoon Kim, and Dong Hoon Lee. "SCVMON: Data-oriented attack recovery for RVs based on safety-critical variable monitoring." *Proceedings of the 26th International Symposium on Research in Attacks, Intrusions and Defenses*. 2023.
- [34] Christian Bunse, Sebastian Plotz, "Security Analysis of Drone Communication Protocols," ESSoS, 2018
- [35] DroneCode, [online] Available: <http://ardupilot.org/copter/index.html>
- [36] Karel Domin, Eduard Marin, Iraklis Symeonidis, "Security Analysis of the Drone Communication Protocol: Fuzzing the MAVLink protocol," KU Leuven, 2016
- [37] Clark, George W., Michael V. Doran, and Todd R. Andel. "Cybersecurity issues in robotics." 2017 IEEE conference on cognitive and computational aspects of situation management (CogSIMA). IEEE, 2017.
- [38] Franceschi-Bicchierai. (2016) How 1.5 million connected cameras were hijacked to make an unprecedented botnet. [Online]. Available: <https://motherboard.vice.com/read/15-million-connected-cameras-ddos-botnet-brian-krebs>
- [39] Fisher, Kathleen. "HACMS: high assurance cyber military systems." *ACM SIGAda ada letters* 32.3 (2012): 51-52.
- [40] Loonwerks, [online] Available: <https://loonwerks.com/projects/hacms.html>
- [41] recon23, "Unchained Skies: A Deep Dive into Reverse Engineering and Exploitation of Drones", Conference Name: ACM Woodstock conference Conference Short Name: WOODSTOCK'18 Conference Location: El Paso, Texas USA, [online] Available: https://mschloegel.me/slides/slides_recon23_drone_security.pdf
- [42] Domin, Karel, Iraklis Symeonidis, and Eduard Marin. "Security analysis of the drone communication protocol: Fuzzing the MAVLink protocol." (2016).
- [43] DankDroneDownloader, [online] Available: "https://www.dankdronedownloader.com/DDD2/app/index.php".
- [44] Nozomi networks, [online] Available: "https://www.nozominetworks.com/blog/dji-mavic-3-drone-research-part-1-firmware-analysis" (2024).



KWANGSOO CHO (Member, IEEE) was born in , Daejun, Chungcheongnam-do, Republic of Korea in 1996. He received the B.S. in computer engineering from the Hoseo University, Asan-si, Chungcheongnam-do, in 2019 and the M.S. degree in school of information security from the Korea University, Seoul, in 2021.

His research interest includes Security Software Development Lifecycle, Risk Management, and Threat Modeling.



SEUNGJOO KIM (Member, IEEE) received the B.S., M.S., and Ph.D. degrees in information engineering from Sungkyunkwan University, South Korea, in 1994, 1996, and 1999, respectively. Since 2011, he has been a Professor with the School of Cybersecurity, Korea University. For the past 7 years, he was an Associate Professor at Sungkyunkwan University and has 5 years of background of the Team Leader of Korea Internet and Security Agency (KISA). In addition to being a

professor, he is a vice president for Digital Information of Korea University from 2023, a dean of School of Smart Mobility, Korea University from 2022, a head of SANE (Security Assessment and Engineering) Lab, an adviser of undergraduate hacking club 'CyKor (DEFCON CTF 2015 & 2018 winner)' at the School of Cybersecurity, Korea University from 2011 to February 2020. He solicits research on a broad range of topics relating to secure systems development such as DevSecOps, security assessment such as Common Criteria, CMVP, SSE-CMM, RMF A&A etc., and blockchain.

...



YEJUN KIM (Member, IEEE) received the B.S. degrees in information security from Soonchunhyang University, South Korea, in 2019. He is a 2019 graduate of the Integrated Master's and Doctoral Program in Information Security at the Graduate School of Information Security, Korea University, Seoul, Korea.

His current research interests include security engineering, SDLC, security testing, and security assessment.