

Using Enriched Category Theory to Construct the Nearest Neighbour Classification Algorithm

Matthew Pugh

*School of Electronics and Computer Science
University of Southampton
University Road, SO17 1BJ*

MP8G16@SOTON.AC.UK

Jo Grundy

*School of Electronics and Computer Science
University of Southampton
University Road, SO17 1BJ*

J.GRUNDY@SOTON.AC.UK

Corina Cirstea

*School of Electronics and Computer Science
University of Southampton
University Road, SO17 1BJ*

CC2@ECS.SOTON.AC.UK

Nick Harris

*School of Electronics and Computer Science
University of Southampton
University Road, SO17 1BJ*

NRH@ECS.SOTON.AC.UK

Abstract

Exploring whether Enriched Category Theory could provide the foundation of an alternative approach to Machine Learning. This paper is the first to construct and motivate a Machine Learning algorithm solely with Enriched Category Theory. In order to supplement evidence that Category Theory can be used to motivate robust and explainable algorithms, it is shown that a series of reasonable assumptions about a dataset lead to the construction of the Nearest Neighbours Algorithm. In particular, as an extension of the original dataset using profunctors in the category of Lawvere metric spaces. This leads to a definition of an Enriched Nearest Neighbours Algorithm, which consequently also produces an enriched form of the Voronoi diagram. This paper is intended to be accessible without any knowledge of Category Theory.

Keywords: Category Theory, Enriched Category Theory, Lawvere Metric Space, Classification, Nearest Neighbours, Foundations

1. introduction

As Machine Learning (ML) becomes more popular, the use of black box approaches is beginning to hinder the progression of the field. During engineering and development, the better ones understanding of a model the easier it is to improve its performance, diagnose faults, and provide guarantees for its behaviour. Unfortunately, necessary to the development of many algorithms, there are design decisions which are motivated by intuition or trial and error. Potentially, part of the difficulty in understanding these algorithms comes from a lack of clarity in how they are interacting with the data they are provided. How does the encoding of input data effect the information that an algorithm actually understands. To

approach this question, this paper seeks to investigate the development of a first principles approach to the design of ML algorithms using Enriched Category Theory. To provide evidence that this approach has potential, it is demonstrated that basic assumptions about a dataset can lead to the natural construction of a pre-existing algorithm which is popular for its predictable and robust behaviour: the Nearest Neighbours Algorithm (NNA).

The argument for the use of Enriched Category Theory in such a theory proceeds as follows. The process of learning requires the ability to make comparisons. This may be comparisons between: entries of a training dataset in order to identify patterns; training examples and new cases for the sake of inference; between different models of the same dataset, for selection of the best one. Enriched Category Theory provides a very general framework for defining and studying comparisons between objects. It demonstrates that the entirety of the information associated with an object can be encoded in its comparisons to other objects. Using Enriched Category Theory, the structure of data can be encoded explicitly in their mutual comparisons, rather than implicitly, as is common with many ML algorithms. The benefit of this approach would be that the design and mechanism of ML algorithms would become more transparent. The assumptions about datasets can be made more explicit. And the process of learning can be interpreted in its natural form as reasoning about the comparison of observations.

2. Background

To the knowledge of the authors, the construction of the Nearest Neighbours Algorithm demonstrated in this paper is one of the first examples of a machine learning algorithm motivated and constructed solely with Enriched Category Theory. There is one other example of an entirely categorical construction of an ML algorithm, where Shiebler (2022) shows that the single linkage clustering algorithm can be found as a Kan-extension of a dataset of points. However, it is suggested that the steps shown for the derivation of the NNA draw a tighter parallel between the intuition of how the dataset is represented, and the derived algorithm.

There are also examples of algorithms whose structures have been encoded in the language of category theory, such as Graph Neural Networks (Dudzik and Veličković, 2022). But they represent the structure of how the algorithm computes information, and not necessarily the selection of the optimal model or representation of the input dataset. In contrast, the NNA construction draws a direct line from the representation of the data to the selection of the optimal classification.

Understanding the Enriched Category Theory construction of the Nearest Neighbours algorithm requires an understanding of Lawvere metric space as Cost Enriched Categories, as well as a working knowledge of the Nearest Neighbours Algorithm. It is beyond the scope of this paper to provide a complete introduction to Enriched Category Theory¹, but thankfully many of its complexities can be avoided by focusing on the specific case of Lawvere metric spaces. The following section provides the necessary components, as well as a brief overview of the Nearest Neighbours Algorithm.

1. A basic introduction can be found in Fong and Spivak (2018) while a more technical overview occurs in Kelly (2005).

2.1 Nearest Neighbours Algorithm

The Nearest Neighbours Algorithm (Fix and Hodges, 1989) extends the classification of a dataset of points in a metric space to the entire metric space. Consider a dataset of n pairs $(x_0, y_0), \dots, (x_n, y_n)$. The targets of the dataset, y_i , are elements of a set of class labels Y . The features of the dataset, x_i , represent points in a metric space X . This allows the distance between any two points to be measured, following the traditional metric space axioms.

- $d(a, a) = 0$
- $a \neq b \Leftrightarrow d(a, b) > 0$ *Positivity*
- $d(a, b) = d(b, a)$ *Symmetry*
- $d(a, b) + d(b, c) \geq d(a, c)$ *Triangle Inequality*

To a point of the metric space not in the dataset, the Nearest Neighbors Algorithm assigns a class if the closest point in the dataset has that class. An example of the classification regions produced can be seen in Fig 1 which shows the NNA classification of a two class dataset of points sampled from two Gaussian distributions.

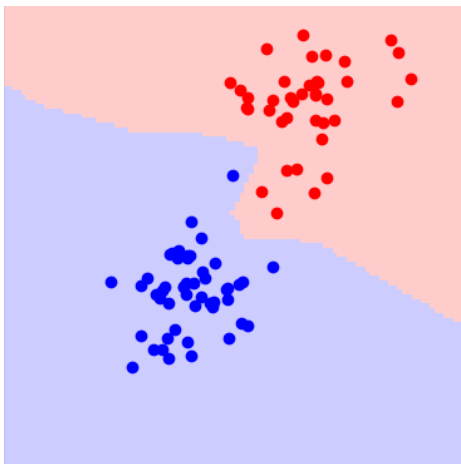


Figure 1: An example of the classification regions produced by the nearest neighbour algorithm from data points sampled from two Gaussian distributions, representing the distributions of the two classes.

To express this as a relation we can represent the dataset with two functions. The indexes of the dataset can be expressed as the set of integers from 1 to n , $N = \{a \in \mathbf{Z} \mid 1 \leq a \leq n\}$. The features of the dataset can be encoded with the function $F : N \rightarrow X$ such that $F_i = x_i$. The targets of the dataset can be expressed similarly with a function $T : N \rightarrow Y$, such that $T_i = y_i$. Given a point $x \in X$ and a class $y \in Y$, the relation should return true if the

closest data-point to x has the class y .²

$$NNA(y, x) = \exists i \in N [Ti = y \text{ and } d(Fi, x) = \inf_{i' \in N} d(Fi', x)]$$

This relation can be presented in an alternate form that will be useful later, but it requires that the indexes are partitioned based on their classes. We define the partition as follows. $NT(y) = \{i \in N \mid Ti = y\}$. This allows the relation to be presented as:

$$NNA(y, x) \Leftrightarrow \inf_{i \in N} d(Fi, x) = \inf_{i \in NT(y)} d(Fi, x)$$

2.2 Lawvere Metric Spaces

As mentioned in the introduction, Enriched Category Theory provides a method of encoding structure through a rigorous language for talking about comparisons. In some sense, an Enriched Category is a collection of objects which can be compared. Given a category C , two objects $x \in C$ and $y \in C$ can be compared with the notation $C(x, y)$. This is referred to as the hom-object of x and y . This hom-object exists in its own category called the base of enrichment. To make the comparisons meaningful, ECT requires that the base of enrichment have some way of combining hom-objects, called a monoidal product, and some juxtaposition of these two hom-objects to a third. An example of how this structure works can be seen in order relations. Consider a category called Fruits, which is a collection of fruits ordered by price. The hom-object $Fruits(Apple, Orange)$ would test to see if Apples were cheaper than Oranges. In this instance this comparison could also be written as $Apples \leq Oranges$. The outcome of this comparison is either true or false so the base of enrichment would be a category containing an object representing true and an object representing false. This base of enrichment can be called Bool for Boolean.

A sensible logical deduction to make with such a category would be to say that if I know fruit A is cheaper than fruit B , and fruit B is cheaper than fruit C , then A must be cheaper than C . Notionally, this can be written as:

$$(A \leq B) \text{ and } (B \leq C) \implies (A \leq C)$$

This process of logical inference gives the general motivating structure of an enriched category. In this instance, each comparison of the ordered set returns a value in Bool. The monoidal product of Bool is the logical "and", allowing its objects to be combined. Bool also has arrows of implication from False to False, False to True, and True to True. But not from True to False, as True cannot logically imply False. By using Bool as the base of enrichment, the general structure of the enriched category becomes the structure of a pre-order relation.

A Lawvere metric space is an enriched category whose base of enrichment is chosen so that the categories operate like metric spaces, allowing the enriched category to measure the distances between its objects. The base of enrichment for a Lawvere metric spaces is called the Cost category. Because it represents measurements of distance, its objects are the non-negative real numbers extended with infinity³. Given a Cost enriched category X , and two

2. \inf in the following expression represents the infimum or least upper bound of a set of values. For finite cases it can be replaced with minimum.

3. The objects of Cost being $\{x \in \mathbb{R} \mid x \geq 0\} \cup \{\infty\}$. The monoidal product is addition, with addition by infinity defined as $x + \infty = \infty$

objects x and y of X , the hom object $X(x, y)$ can be interpreted as the distance between x and y . The monoidal product of $Cost$ is addition and the arrows of the $Cost$ category point from large numbers to smaller numbers. As in, there is an arrow from $a \in Cost$ to $b \in Cost$ if and only if $a \geq b$. This can also be interpreted as $Cost(a, b) = a \geq b$. Looking at the previous example, we can replace the *and* operation of $Bool$ with addition, and the implication with \geq to recover the following expression for $Cost$ categories.

$$X(x, y) + X(y, z) \geq X(x, z)$$

This requirement of $Cost$ categories is the triangle inequality, stating that taking a detour to a third object cannot be quicker than travelling directly between two objects. By choosing the $Cost$ category as the base of enrichment, ECT naturally recovers some, but not all of the the metric space axioms (As detailed in section 2.1). This makes Lawvere metric spaces pseudo-metric spaces. In Lawvere metric spaces, one retains the triangle inequality, and the requirement that the distance from an object to itself is zero ($d(a, a) = 0$), but the metric spaces are not required to be symmetric ($d(a, b) = d(b, a)$) and two different objects can be zero distance apart. This can be a controversial choice, but there are several arguments for this being a desirable outcome. For example, in many cases an intuitive notion of distance is not symmetric, e.g. its easier to go down stairs than up them. One might also say that distance is a measure of similarity not identity, and the idea of two different objects being zero distance apart is sensible when considering systems at a certain level of coarseness. In either case, if one wishes to operate with traditional metric spaces, they are all also Lawvere metric spaces, and the necessary axioms can be asserted as convenient.

By sensibly considering how we wish to compare objects in our enriched categories, choosing objects, arrows, and a monoidal product in the base of enrichment, we have recovered the structure of a metric space. Though the Lawvere metric space is one of the simpler examples of an enriched category, it starts to reveal the power of such a theory to construct complex structures for the representation of data.

2.3 Functors and Profunctors

An Enriched Category may be thought of as representing a particular datatype, with the structure of that datatype being represented by the hom-objects of the category. In order to interact with this information, there are many ways of comparing categories to each other. Between categories with the same base of enrichment, there are two constructions which are relevant for this work: Functors and Profunctors.

In set theory, a mapping from one set to another is called a function. In ECT, there is a similar concept called a functor. Functors between enriched categories are structure preserving maps. In the case of $Cost$ -enriched categories (Lawvere metric spaces), this reduces to the statement that functors are distance non-increasing functions. Given a functor $F : X \rightarrow Y$, from X to Y , this can be expressed as the statement that for any two objects $a, b \in X$.

$$X(a, b) \geq Y(Fa, Fb)$$

As well as Functors between categories being the ECT version of functions between sets, there is also an ECT version of relations between categories. A set relation R between two sets X and Y is often described as a subset of the Cartesian products of X and Y , i.e.

$R \subseteq X \times Y$. However, this relation can also be thought of as a function which returns true if the relation is true, and false if the relation is false: $R : Y \times X \rightarrow \{False, True\}$. In ECT, this notion is extended to a functor from the product of two categories to the base of enrichment. Where the product of two categories $Y^{op} \otimes X$ contains objects which are pairs of objects in X and Y similar to how the Cartesian product of sets contains pairs of elements of sets. $R : Y^{op} \otimes X \rightarrow Cost$. Such a construction is called a profunctor. For notation, a profunctor $R : Y^{op} \otimes X \rightarrow Cost$, can be written as $R : X \dashv Y$.

With two set relations $R : X \dashv Y$ and $S : Y \dashv Z$, a composite relation can be produced of the form $S \circ R : A \dashv C$. The composition of two relations R and S is true for two inputs x and z , if there exists an element y in Y such that $R(y, x)$ is true, and $S(z, y)$ is true. The logic of relation composition is described by the following equation.

$$(S \circ R)(z, x) := \exists y \in Y [R(y, x) \text{ and } S(z, y)]$$

Similar to relations, profunctors can also be composed. Given Cost enriched profunctors $R : X \dashv Y$ and $S : Y \dashv Z$, the output of their composition bares a striking resemblance to the formula for relation composition.

$$(S \circ R)(z, x) := \inf_{y \in Y} (R(y, x) + S(z, y))$$

The similarity between relation composition and profunctor composition is more than just cosmetic. It also emulates how Cost enriched categories treat logical propositions. In the Boolean logic setting, the "and" operation outputs true only when both of its inputs are true, and false otherwise. In Cost enriched categories, a distance of zero can be interpreted as true, and a distance greater than zero is false. With this interpretation, the sum of two values a and b , where both are non-negative, can only be zero if both a and b are zero. From the perspective of Cost category logic, $a + b$ is the logical "and" operation. Furthermore, within this version of logic the infimum operation is the Cost version of the existential quantifier. When X is finite, The statement $\inf_{x \in X} Fx = 0$ means there exists a value x such that Fx is zero. In the infinite case, it suggests that there exists a value Fx which is arbitrarily close to zero. Applying this logic to the definition of profunctors, it can be seen that profunctors produce truth values from pairs of objects, if the output of zero is interpreted as true, and the output of non-zero is interpreted as false. Such an interpretation can be represented by the functor $(0 = x) : Cost \rightarrow Bool$.

With knowledge of Functors, Profunctors and their composition there is a final piece of information necessary for the construction of the Nearest Neighbours Algorithm. Continuing with the intuition from functions and relations of sets, it can be observed that functions are a special kind of relation, known as a functional relation. A function $F : N \rightarrow X$ is said to produce an element Fi when given an element $i \in N$, but this behaviour can be represented directly as a relation $F_* : N \dashv X$ which evaluates to a truth value under the condition $F_*(x, i) \Leftrightarrow (x = Fi)$. In fact, there is also a second relation of the opposite direction $F^* : X \dashv N$ which represents the logical evaluation of the function $F^*(i, x) \Leftrightarrow (Fi = x)$.

The interaction between functions and relations has a mirror in the interaction between functors and profunctors. A functor $F : N \rightarrow X$ canonically generates two profunctors. One of the same direction $F_* : N \dashv X$ and one of the opposite direction $F^* : X \dashv N$. They are defined with the aid of hom-objects, where $F_*(x, i) = X(x, Fi)$ and $F^*(i, x) = X(Fi, x)$.

In the case of Lawvere metric spaces, the profunctors of F evaluated on objects x and i can be read as: "The distance between x and the image of i under F ". With this final component, it is now possible to construct the Nearest Neighbours Algorithm.

3. Constructing The Nearest Neighbours Algorithm

This section explores the construction of the Nearest Neighbours Algorithm, given a dataset of points in a metric space, and classification labels, using Enriched Category Theory. Starting with a dataset of n pairs $(x_0, y_0), \dots, (x_n, y_n)$, the x_i values are elements of a metric space X , and the y_i values are class labels. Given a new point $x \in X$, what is the correct class label to associate with it?

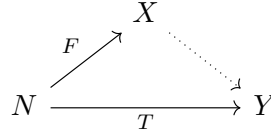
From the format of the dataset, the primary characteristic of the data points are the distances between them. This would suggest that the natural choice for the enriched categories are Lawvere metric spaces, i.e. Cost enriched categories. The first step is to find an appropriate representation of the data. An individual data point, (x_i, y_i) , has three components. An index value i , an associated point in the metric space x_i , and the classification label y_i . The n index values can be stored in a Cost-enriched category N . The metric space X can clearly also be represented as a Cost-enriched category X , but the class labels can also be represented in a similar way, as the contents of the Cost-enriched category Y , which contains all of the possible class labels. With these categories, the information of the dataset can be represented by two functors. $F : N \rightarrow X$ maps the index values to their associated position in the metric space x_i . The functor $T : N \rightarrow Y$, similarly, maps data indexes to class labels.

Though it is now clear what objects the various enriched categories contain, it remains to determine what the hom-objects of each category should be. In the case of the metric space X , it is clear that between any points $a, b \in X$, the hom object $X(a, b)$ should correspond directly with the distance metric on X . It is less clear what the choice should be for the categories N and Y .

Proceeding with the intuition that the hom-objects, or in this case the distances, between objects should encode meaningful information about the data, the objects of N , the indexes, possess no explicit relation to each other. This would suggest that the distances between indexes should be as "un-constraining as possible". In the context of enriched categories, the lack of constraint would suggest that the Functors from N to any other Cost category, should correspond directly with maps from the objects of N to the other category. To achieve this, the category N can be given the discrete metric, shown in the following equation.

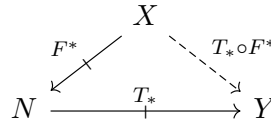
$$N(i, j) = \begin{cases} 0 & i = j \\ \infty & i \neq j \end{cases}$$

Recalling that functors between Cost-Categories are distance non-increasing functions, the discrete metric means that this condition is trivially satisfied, as the objects of N are as distant from each other as possible. This models the lack of a relationship between the data indexes. The same logic can be applied to the objects of Y . Class labels should also have no meaningful relation to each other, so the discrete metric can be applied to Y as well. With the categories N, X, Y and the functors F , and T , the dataset can be represented by the following diagram.



To find the classes of all the points in X would optimistically be to find a suitable candidate for the dotted arrow from X to Y . However, there is an issue. It is expected that two classification regions in X may be touching, producing a boundary between classification regions which can have a trivially small distance. If we insist that classes are assigned by functors, then the functors must be distance non increasing. This would require that the classes in Y have a distance of zero from each other. It is tempting to think that one should not assign Y the discrete metric, but this has an unfortunate consequence. Within the language of Enriched Category Theory, the hom-objects are the only way to distinguish between objects of a category. Setting all of the distances between objects in Y to zero would make all of the classes indistinguishable from each other in any categorical construction. It was correct to assign Y the discrete metric, but not to expect the classifications to be represented by a functor. The classifications can in fact be represented by a profunctor $NNA : X \rightrightarrows Y$.

With the expectation that the correct classification is represented by a profunctor, we can attempt to produce this profunctor directly by composition. The functors F and T both have two canonical profunctors associated with them. By selecting these profunctors appropriately, we can compose them to produce a profunctor from X to Y . This can be done with the profunctors $F^* : X \rightrightarrows N$ and $T_* : N \rightrightarrows Y$.



As previously discussed, the profunctor $F^* : X \rightrightarrows N$ measures the distance between a point in X and the image of a data point in N . The profunctor $T_* : N \rightrightarrows Y$ does something similar, but because it is produced by a functor between discrete categories, its outputs are even easier to interpret. If a data index i has a class y , i.e. $Ti = y$, then $T_*(y, i)$ will be 0. However, if i does not have class y then $T_*(y, i)$ is infinity. Substituting these profunctors into the profunctor composition formula produces the following equation.

$$(T_* \circ F^*)(y, x) = \inf_{i \in N} (F^*(i, x) + T_*(y, i))$$

The interpretation of this composition is relatively straight forward. If the class of i selected by the infimum is not y , then $T_*(y, i)$ will be infinity, making the entire sum as large or larger than any other possible value. However, if the i selected was of class y , then the formula returns $\inf_{i \in N} F^*(i, x)$. In other words the composition $(T_* \circ F^*)(y, x)$ returns the distance from x to the closest data point which is of class y . This could also be interpreted as evaluating the infimum of a partition of the indexes which have the class y ⁴.

4. Note that the following expression re-uses the notation $NT(y)$ introduced in section 2.1 to represent the partition subset of N with classes y , $NT(y) = \{i \in N \mid Ti = y\}$

$$(T_* \circ F^*)(y, x) = \inf_{i \in NT(y)} d(Fi, x)$$

A useful outcome, but not quite the NNA. There is one additional step. In order to reproduce the NNA we need to compare the output of the profunctor $T_* \circ F^*$, to a similar composition with a profunctor that has no knowledge of the classes, $\mathbf{1}_{NY} : N \nrightarrow Y$.

To model the notion that $\mathbf{1}_{NY}$ has no knowledge of the classes, it must respond true to any $i \in N$ and $y \in Y$, i.e. $\mathbf{1}_{NY}(y, i) = 0$ ⁵. Composing this profunctor with F^* produces a composition with no knowledge of the classes.

$$(\mathbf{1}_{NY} \circ F^*)(y, x) = \inf_{i \in N} (F^*(i, x) + \mathbf{1}_{NY}(y, i)) = \inf_{i \in N} F^*(i, x)$$

Given a point $x \in X$ and class $y \in Y$, the profunctor $(\mathbf{1}_{NY} \circ F^*)(y, x)$ gives the distance to the closest point in the dataset (i.e. in the image of F). This composition has forgotten all class information. Finally, to reconstruct the NNA classification it only remains to compare the outputs of both profunctors. As their outputs are objects of the Cost category, the natural comparison is their hom-object in Cost.

$$NNA(y, x) := Cost((\mathbf{1}_{NY} \circ F^*)(y, x), (T_* \circ F^*)(y, x)) : X \nrightarrow Y$$

Because the arrows in Cost encode the ordering information, this leads to the expression:

$$NNA(y, x) = (\mathbf{1}_{NY} \circ F^*)(y, x) \geq (T_* \circ F^*)(y, x)$$

A point x is taken to have class y when $NNA(y, x)$ is true. Consider the situation that the closest data point Fj to x has class y , then $T(y, j) = 0$. The left hand side of the inequality finds the smallest distance from x to a data point with any class and the right hand side finds the smallest distance to a data point with class y . When the closest data point to x has class y , the left hand side returns the same value as the right hand side and the inequality is true.

$$\begin{aligned} NNA(y, x) &\Leftrightarrow Cost((\mathbf{1}_{NY} \circ F^*)(y, x), (T_* \circ F^*)(y, x)) \\ &\Leftrightarrow (\mathbf{1}_{NY} \circ F^*)(y, x) \geq (T_* \circ F^*)(y, x) \\ &\Leftrightarrow \inf_{i \in N} F^*(i, x) \geq \inf_{i \in N} (F^*(i, x) + T(y, i)) \\ &\Leftrightarrow F^*(j, x) \geq F^*(j, x) + T(y, j) \\ &\Leftrightarrow F^*(j, x) \geq F^*(j, x) \\ &\Leftrightarrow True \end{aligned}$$

Alternatively, in a situation where the nearest data point does not have class y , then $(T_* \circ F^*)(y, x) > (\mathbf{1}_{NY} \circ F^*)(y, x)$ and the output will be false. From this interpretation, it is clear that the NNA profunctor produces the same classification as the Nearest Neighbours Algorithm. In its purely categorical form, the similarity between the profunctor construction

5. This also makes $\mathbf{1}_{NY}$ the terminal profunctor of the category of profunctors between N and Y , $Prof(N, Y)$

and the relation introduced in Section 2.1 is obscured, but it can be made clear through substitution.

$$\begin{aligned}
 NNA(y, x) &\Leftrightarrow Cost((\mathbf{1}_{NY} \circ F^*)(y, x), (T_* \circ F^*)(y, x)) \\
 &\Leftrightarrow (\mathbf{1}_{NY} \circ F^*)(y, x) \geq (T_* \circ F^*)(y, x) \\
 &\Leftrightarrow \inf_{i \in N} F^*(i, x) \geq \inf_{i \in N} (F^*(i, x) + T(y, i)) \\
 &\Leftrightarrow \inf_{i \in N} F^*(i, x) \geq \inf_{i \in NT(y)} F^*(i, x) \\
 &\Leftrightarrow \inf_{i \in N} F^*(i, x) = \inf_{i \in NT(y)} F^*(i, x) \\
 &\Leftrightarrow \inf_{i \in N} X(Fi, x) = \inf_{i \in NT(y)} X(Fi, x) \\
 &\Leftrightarrow \inf_{i \in N} d(Fi, x) = \inf_{i \in NT(y)} d(Fi, x)
 \end{aligned}$$

The last line is the same as the NNA relation shown in Section 2.1, demonstrating that this construction is the same as the standard Nearest Neighbours Algorithm.

4. Future Work

Given the diversity of Machine Learning algorithms, and the natural generalising power of Enriched Category Theory, there are numerous avenues to explore for future extensions of this work.

Firstly, the construction of the NNA in section 3 does not require any specific properties of Cost-enriched categories to define. This leads very naturally to a candidate definition of the V-enriched Nearest Neighbours Algorithm (V-NNA).

$$V\text{-}NNA(y, x) := V((\mathbf{1}_{NY} \circ F^*)(y, x), (T_* \circ F^*)(y, x)) : X \multimap Y$$

This immediately begs the question of whether this definition has useful properties in other bases of enrichment. Though the previous section interpreted the hom-object of the base of enrichment in its non enriched form for the sake of clarity, future works would benefit from considering the self enriched form of the hom-object. In the case of the Cost-NNA, interpreting the hom-object with truncated subtraction rather than an inequality.

$$Cost\text{-}NNA(y, x) = (T_* \circ F^*)(y, x) \dot{-} (\mathbf{1}_{NY} \circ F^*)(y, x) : X \multimap Y$$

Researchers who aren't interested in Machine Learning would possibly consider the Voronoi diagram as a more interesting outcome of the V-NNA. By assigning each index its own separate class, the NNA partitions the metric space dependent on each individual point rather than each individual class. In this instance, the partitions generated in other bases of enrichment may prove interesting.

It is also interesting to ask what other algorithms can be presented in this language. An obvious generalisation of the Nearest Neighbours Algorithm is the k Nearest Neighbours Algorithm, where classification of a point is based on the majority classification of the k

closest points to it. Beyond this, there are many ML algorithms which depend purely on the distance metric of their dataset, so many may also be found as constructions of Cost-enriched categories.

5. Conclusion

The nascent field of Category Theory for Machine Learning has been growing in recent years. As Category Theory is predominantly concerned with mathematical structure, there is a hope that such techniques can improve our understanding of how Machine Learning algorithms operate. Previous works have demonstrated that there is value in this avenue of research, but there is currently not enough experience to indicate the correct way to apply Category Theory to the understanding of Machine Learning algorithms. In particular, there has not previously been an application of Enriched Category Theory in Machine Learning. With the construction of the Nearest Neighbours Algorithm, using tools from Enriched Category Theory, there is now a stronger indication that this area can provide valuable insight. Furthermore, the strategies used for the representation of information and reasoning about the construction of machine learning algorithms in this format suggests that the enriched structure offers a potentially more intuitive framework than other categorical attempts.

The simplicity of constructing the Nearest Neighbours Algorithm in this framework does add credence to the sense that the algorithm itself is an exceedingly natural approach to extending classifications. With the formulation of the Extended Nearest Neighbours Algorithm, it becomes a tantalising area of future work to ask if this algorithm continues to provide sensible classifications in other bases of enrichment. This motivation is part of the underpinning interest mentioned in the introduction of this work. Is it the case that machine learning requires fundamentally new algorithms to tackle stranger and stranger problems. Or is it that when suitably abstracted, a handful of algorithms might prove to be sufficient for the majority of case and that the engineering challenge comes in choosing the correct base of enrichment.

Another interesting outcome of this work is to indicate that Enriched Category Theory is a framework of reasoning that should be of more interest to both Machine Learning Experts and Mathematicians. Often derided as a more abstract formulation of the exceedingly abstract field of Category Theory, it can be seen that certain basis of enrichment create enriched categories which are more practically useful than other categorical notions. Furthermore, it indicates that an understanding of the interaction between hom-objects, functors, and profunctors can provide useful insights into the structuring of information and the meaning behind those structures. Even if one does not find the rigorous application of the theory useful, the intuition may prove helpful.

Acknowledgments and Disclosure of Funding

This work was partly funded by the grant “Early detection of contact distress for enhanced performance monitoring and predictive inspection of machines” (EP/S005463/1) from the Engineering and Physical Sciences Research Council (EPSRC), UK, and Senseye.

References

- A. Dudzik and P. Veličković. Graph Neural Networks are Dynamic Programmers, Oct. 2022. URL <http://arxiv.org/abs/2203.15544>. arXiv:2203.15544 [cs, math, stat].
- E. Fix and J. L. Hodges. Discriminatory Analysis. Nonparametric Discrimination: Consistency Properties. *International Statistical Review / Revue Internationale de Statistique*, 57(3):238–247, 1989. ISSN 0306-7734. doi: 10.2307/1403797. URL <https://www.jstor.org/stable/1403797>. Publisher: [Wiley, International Statistical Institute (ISI)].
- B. Fong and D. I. Spivak. Seven Sketches in Compositionality: An Invitation to Applied Category Theory, Oct. 2018. URL <http://arxiv.org/abs/1803.05316>. Number: arXiv:1803.05316 arXiv:1803.05316 [math].
- G. M. Kelly. Basic concepts of enriched category theory. *Repr. Theory Appl. Categ.*, (10):vi+137, 2005. Reprint of the 1982 original [Cambridge Univ. Press, Cambridge; MR0651714].
- D. Shiebler. Kan Extensions in Data Science and Machine Learning, July 2022.