

Scaling Down, LiTting Up: Efficient Zero-Shot Listwise Reranking with Seq2seq Encoder–Decoder Models

Manveer Singh Tamber, Ronak Pradeep, Jimmy Lin

David R. Cheriton School of Computer Science,
University of Waterloo, Canada

{mtamber, rpradeep, jimmylin}@uwaterloo.ca

Abstract

Recent work in zero-shot listwise reranking using LLMs has achieved state-of-the-art results. However, these methods are not without drawbacks. The proposed methods rely on large LLMs with billions of parameters and limited context sizes. This paper introduces LiT5-Distill and LiT5-Score, two methods for efficient zero-shot listwise reranking, leveraging T5 sequence-to-sequence encoder–decoder models. Our approaches demonstrate competitive reranking effectiveness compared to recent state-of-the-art LLM rerankers with substantially smaller models. Through LiT5-Score, we also explore the use of cross-attention to calculate relevance scores to perform reranking, eliminating the reliance on external passage relevance labels for training. We present a range of models from 220M parameters to 3B parameters, all with strong reranking results, challenging the necessity of large-scale models for effective zero-shot reranking and opening avenues for more efficient listwise reranking solutions. We provide code and scripts to reproduce our results at <https://github.com/castorini/LiT5>.

1 Introduction

Listwise reranking using LLMs has seen success in recent work and has attained state-of-the-art results for zero-shot reranking (Sun et al., 2023; Pradeep et al., 2023a,b; Ma et al., 2023b). These approaches leverage the extensive capabilities of LLMs to take a query and a list of passages and output a reordered ranked list. However, these listwise rerankers rely on large LLMs with billions of parameters and limited context sizes. This reliance on large-scale models introduces challenges in terms of computational demands.

Additionally, existing methods for training LLMs to perform listwise reranking (Pradeep et al., 2023a,b; Zhang et al., 2023) rely on training using

passage relevance labels from either human judgments or in the form of rankings generated by a teacher model. This strategy contrasts with leveraging just the intrinsic ability of LLMs to comprehend and process information for ranking purposes, which has seen success in recent work (Sun et al., 2023; Qin et al., 2023; Ma et al., 2023b).

This paper introduces two List-in-T5 (LiT5) models for listwise reranking using the T5 model (Raffel et al., 2020): LiT5-Distill and LiT5-Score, both taking inspiration from the Fusion-in-Decoder (FiD) (Izacard and Grave, 2021b) architecture to perform efficient listwise reranking with encoder–decoder models.

Our investigation was steered by the following research questions:

- Can sequence-to-sequence encoder–decoder models be adapted for listwise reranking?
- Can the reranking effectiveness of much larger models be distilled into our smaller sequence-to-sequence encoder–decoder reranking models?
- Can cross-attention scores from a FiD model trained for question-answering be used to rerank passages in a zero-shot setting?
- How much improvement is seen in zero-shot reranking effectiveness as the models are scaled up in parameters?

Our work demonstrates that encoder–decoder-based methods work well for listwise reranking and can attain high reranking effectiveness competitive with recent work on zero-shot reranking using LLMs, despite the dramatically smaller model sizes. We successfully distill reranking effectiveness from much larger models to models orders of magnitude smaller. We also show that reranking using relevance scores from cross-attention is an effective strategy that capitalizes on the ability

of FiD models to interpret and respond to queries based on context passages, thereby eliminating the reliance on external passage relevance labels to train listwise rerankers. Additionally, our findings highlight an interesting dynamic in model scaling: While larger models do exhibit improvements in reranking effectiveness, we demonstrate that much smaller models can still deliver competitive results.

2 Background and Related Work

2.1 Fusion-in-Decoder (FiD)

The Fusion-in-Decoder (FiD) (Izacard and Grave, 2021b) model is a retrieval-augmented language model that has achieved state-of-the-art results on multiple knowledge-intensive tasks such as open-domain question-answering (Izacard et al., 2022). The FiD model modified the T5 Encoder-Decoder model to take multiple passages, encode the passages separately, and then perform attention over the concatenation of all retrieved passages in the decoder. In the original and subsequent FiD work, the FiD model read context passages retrieved from a corpus of Wikipedia passages to answer questions (Izacard and Grave, 2021b,a; Tamber et al., 2023; Mao et al., 2021; Izacard et al., 2022).

The FiD model is a well-suited architecture for retrieval-augmented generation because it can read many retrieved passages efficiently. Since the FiD model encodes each passage separately, the computation scales linearly with the number of passages in the encoder. After the encoder, the decoder also has computation complexity linear in the number of passages. This is because the decoder performs attention over all the encoded representations of the input passages to produce an answer with computation complexity linear in the number of tokens across all passages (de Jong et al., 2022). The encoder reads each passage separately with the same shared parameters and the decoder consults multiple passages and uses information from these passages to produce an answer. With decoder-only LLMs, the computation scales quadratically with the number of passages considered unless some sparse attention method is used (Child et al., 2019).

2.2 Distilling from RankGPT

RankGPT (Sun et al., 2023) showed that both GPT_{3.5} and GPT₄ are strong zero-shot listwise rerankers with RankGPT₄ achieving state-of-the-art results for zero-shot reranking. The work further showed that the reranking effectiveness of

RankGPT could be distilled into smaller pointwise models. Subsequent work showed that the reranking effectiveness of both RankGPT_{3.5} and RankGPT₄ could be distilled into smaller open-source LLMs for listwise reranking that could, in some cases, surpass their respective teachers in reranking (Pradeep et al., 2023a,b). The distillation process involved leveraging instruction fine-tuning to train student models to generate the same ranking orderings as the teacher GPT models.

In our LiT5-Distill method we attempt to do just this. We distill ranking orderings from teacher RankGPT_{3.5} and RankGPT₄ models to perform reranking with much smaller student encoder-decoder models.

2.3 Relevance Scores with Cross-Attention

The Distilling Knowledge from Reader to Retriever work by Izacard and Grave (2021a) introduced a dense retriever that leveraged cross-attention scores from the FiD model to obtain relevance labels to train the retriever. Given some context passages and a question, a relevance label calculated using cross-attention scores from the FiD model can be extracted for each context passage with respect to the question as the model generates an answer, revealing a measurement of how important the passage is to generating the answer. The authors argued that the more the tokens in the text passage are attended to, the more relevant the passage is to answering the question. Relevance scores are obtained through aggregating attention scores by taking the average of the attention scores over all the tokens in the passage and all the layers and heads of the decoder.

The calculation of the relevance scores for each document was improved in subsequent work (Izacard et al., 2022) where in the encoder-decoder attention mechanism defined by $y = \sum_{n=1}^N \alpha_n v_n$ for output y , the relevance score is taken not just as the attention score α_n for token n , but also takes the norm of the value vector of token n so that the quantity $\alpha_n \|v_n\|_2$ measures the relevance of some token n . This quantity is then averaged over all attention heads, layers, and tokens to calculate a relevance score for each passage. This quantity was found to be a better measure to use to measure passage relevance (Izacard et al., 2022).

Our LiT5-Score method leverages relevance scores calculated from the cross-attention scores to perform reranking in a zero-shot setting.

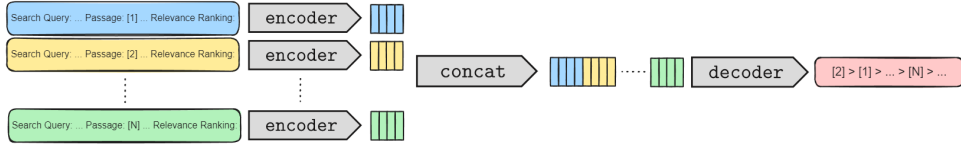


Figure 1: LiT5-Distill architecture. Each query–passage pair is encoded separately. Then, the decoder reads over the concatenated representations to generate a ranking of the form $[\] > [\] > \dots > [\]$, eg., $[2] > [1] > \dots > [N]$.

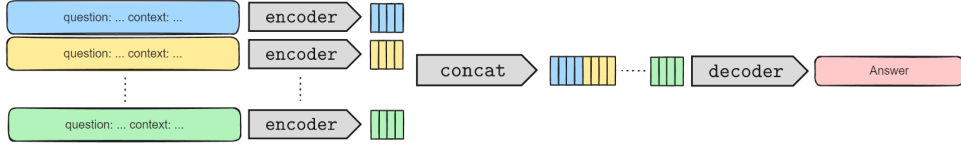


Figure 2: LiT5-Score architecture. Each query–passage (or question–context) pair is encoded separately. Then, the decoder reads over the concatenated representations to generate an answer to the query.

3 Methods

3.1 LiT5-Distill

In the LiT5-Distill method, following other work (Pradeep et al., 2023a,b), we use RankGPT as a teacher model to distill down ranking orderings to our student LiT5-Distill.

Figure 1 shows the setup of LiT5-Distill. Similar to FiD, the model processes each passage separately alongside the query. The input prompt for each query–passage pair starts with Search Query: followed by the query and then Passage: followed by a numerical identifier in square brackets, e.g., [1], [2], and then the passage text. Finally, the input prompt ends with Relevance Ranking: to prompt the model to generate a ranking. Then the decoder has the task of reading over the concatenated representations of each input for each passage to generate a ranking in the same output format as RankGPT, RankVicuna, and RankZephyr. That is, an ordering of the passage identifiers in decreasing order of relevance in the form $[\] > [\] > \dots > [\]$, e.g., $[2] > [1] > \dots > [20]$.

To reorder 100 passages, we use the same sliding window strategy as RankGPT, RankVicuna, and RankZephyr—with the same window size of 20 and stride of 10—to distill ranking orderings of up to 20 passages from RankGPT. We note that these previous models use a small window size due to their limited context sizes and that our models can rerank more passages in a single pass, as is the case with LiT5-Score. Additionally, to keep results comparable, we only perform one sliding window pass, although multiple passes may help reranking effectiveness as shown with RankZephyr (Pradeep et al., 2023b).

3.2 LiT5-Score

In the LiT5-Score method, we follow previous work using cross-attention with FiD to measure the relevance of context passages for question-answering (Izacard and Grave, 2021a; Izacard et al., 2022). The calculated relevance scores are used to rerank the passages. Given a query and a group of 100 context passages that might aid in answering the query, LiT5-Score reranks the context passages in descending order by the relevance scores calculated using the cross-attention scores as the FiD model tries to answer the query.

Figure 2 shows the setup of LiT5-Score. As the FiD model processes each passage separately alongside the query, the input prompt for each query–passage pair starts with question: followed by the query and then context: followed by the passage text. This input is formed for each passage. To further refine the calculation of the relevance scores, instead of averaging relevance scores over all tokens in the input, the relevance scores for the tokens corresponding to the text before the passage text are zeroed out. We found that this helped reranking effectiveness.

4 Experimental Setup

4.1 Datasets

Following similar work for zero-shot listwise reranking (Pradeep et al., 2023a,b; Zhang et al., 2023), our evaluation focused on testing zero-shot reranking capabilities across a diverse range of test collections: the TREC 2019 (Craswell et al., 2019) and 2020 (Craswell et al., 2020) Deep Learning Tracks from the MS MARCO v1 passage ranking task and the TREC 2021 (Craswell et al., 2021)

and 2022 (Craswell et al., 2022) Deep Learning Tracks from the MS MARCO v2 passage ranking task (referred to as DL19–DL22 for simplicity). In addition, we also test using the BEIR collection (Thakur et al., 2021), which spans a variety of diverse text retrieval tasks and domains. We test on all BEIR tasks except for CQADupStack.

4.2 Model Training and Hyperparameters

The models were trained in the T5x library (Roberts et al., 2023) to enable training using TPUs. Training hyperparameters were chosen to closely align with FiD work from Izacard et al. (2022). In particular, training was done with a batch size of 64, a dropout rate of 10%, and an AdamW optimizer with a peak learning rate of 0.00005 along a linear warmup for 100 steps.

Following Atlas (Izacard et al., 2022), the learning rate was kept the same for all models, but smaller models were sometimes trained for fewer epochs. Models were trained for varying epochs depending on the model size and depending on the reranking method being considered. For more information on how the models were trained differently depending on model size, see Tables 4 and 5 in the Ablation Studies section of this work.

The models were initialized with T5 1.1 LM-Adapted weights (Raffel et al., 2020) instead of the superior FLAN-T5 weights (Chung et al., 2022) to maintain the zero-shot claim of this work as Pradeep et al. (2023a) have shown that the FLAN mixture includes the MS MARCO QA task. Additionally, the FLAN mixture includes many of the datasets from BEIR as well. Our models were initialized with the T5- base, large, and XL variants to test different-sized models.

The length of the concatenation of the query and the passage was limited to 150 tokens using the SentencePiece tokenizer of T5 in the case of MS MARCO passage reranking. The limit was set to 300 tokens for reranking on BEIR datasets to accommodate longer queries and passages.

With 8 TPU-v3 cores, the training of the LiT5-Distill_{base}, LiT5-Distill_{large}, and LiT5-Distill_{XL} models took approximately 2, 2, and 3 hours respectively and the training of the LiT5-Score_{base}, LiT5-Score_{large}, and LiT5-Score_{XL} models took approximately 5, 13, and 38 hours respectively. Note that in all cases, models were evaluated using one NVIDIA RTX A6000 GPU.

LiT5-Distill. The training of LiT5-Distill is done

identically to RankZephyr (Pradeep et al., 2023b). In the first stage of training, the same ranked lists as in the RankZephyr and RankVicuna works formed from RankGPT_{3.5} orderings of candidate passages retrieved using BM25 with Pyserini (Lin et al., 2021) for queries in the MS MARCO v1 passage ranking training dataset are distilled into the student LiT5-Distill. Depending on the model size, this is done for a variable number of training epochs. The number of epochs is examined further in the Ablation Studies section of this work. As outlined by Pradeep et al. (2023a), malformed generations are removed from the training data.

In the second stage of training, the same ranked lists as the RankZephyr work from 5k RankGPT₄ orderings of candidate passages retrieved with OpenAI’s ADA₂ as the first stage from the MS MARCO v1 passage ranking training dataset are distilled into the student LiT5-Distill for one epoch. Just as in RankZephyr, the LiT5-Distill models are also trained on a subset of p (≤ 20) passages, randomly chosen from the original input to add to the training set for the second stage of training.

LiT5-Distill models were trained using up to 20 input passages to maintain a window size of 20, matching previous work for listwise reranking using RankGPT or training data from RankGPT (Sun et al., 2023; Pradeep et al., 2023a,b).

LiT5-Score. The training of the LiT5-Score models is done without any sort of passage relevance labels, neither from human judgements nor from a teacher model. Nonetheless, we show it is a strong reranker. Given questions from the open-domain variants of the Natural Questions (Kwiatkowski et al., 2019; Lee et al., 2019) and TriviaQA (Joshi et al., 2017) datasets, the top 100 passages retrieved from the MS MARCO v1 passage corpus (Bajaj et al., 2016) using BM25 are used as context passages to train a FiD model to generate the corresponding answer to the question. Unless otherwise specified, models are trained for two epochs.

LiT5-Score models were trained using 100 input passages as context for question-answering, matching previous using the FiD model for open-domain question-answering (Izacard and Grave, 2021b,a; Tamber et al., 2023).

5 Results

LiT5-Distill and LiT5-Score demonstrate effective zero-shot reranking capabilities across all model sizes with LiT5-Distill showing notable strength.

	Model Parameters	Source Prev.	Top- <i>k</i>	MSv1		MSv2	
				DL19	DL20	DL21	DL22
(1) SPLADE++ ED	110M	None	<i>C</i>	0.731	0.720	0.684	0.570
(2) RepLLaMA	7B	None	<i>C</i>	0.743	0.721	-	-
(3) RankLLaMA	7B	RepLLaMA	100	0.756	0.774	-	-
(4) Rank-wo-GPT	7B	RepLLaMA	100	0.730	0.700	-	-
(5) RankVicuna	7B	SPLADE++ ED	100	0.746	0.747	0.701	0.582
(6) RankZephyr	7B	SPLADE++ ED	100	0.782	0.816	0.760	0.669
(7) RankGPT ₄	?	SPLADE++ ED	100	0.746	0.708	0.772	0.718
(8a) LiT5-Distill _{base}	220M	SPLADE++ ED	100	0.748	0.749	0.715	0.620
(8b) LiT5-Distill _{large}	770M	SPLADE++ ED	100	0.772	0.763	0.728	0.673
(8c) LiT5-Distill _{XL}	3B	SPLADE++ ED	100	0.771	0.768	0.746	0.687

Table 1: nDCG@10 on the DL19 to DL22 collections. Each reranker uses either the top 100 SPLADE++ ED or the top 100 RepLLaMA retrieved results as input. Note, results for RankGPT₄ are taken from Pradeep et al. (2023b).

We compare our methods with previous work across the MS MARCO DL19–22 and BEIR collections using nDCG@10 scores, specifically for reranking the top 100 documents returned by either BM25 first-stage retrieval or SPLADE++ EnsembleDistil (SPLADE++ ED) first-stage retrieval (Formal et al., 2022). BM25 serves as a basic “bag-of-words” baseline, while SPLADE++ ED serves as the stronger supervised first-stage method.

5.1 MS MARCO Collections

Table 1 first presents reranking results for the LiT5-Distill method with SPLADE++ ED first-stage retrieval. To compare with recent work in LLM rerankers (Ma et al., 2023a; Zhang et al., 2023), we also include results for RepLLaMA (Ma et al., 2023a) first-stage dense retrieval.

We first observe that LiT5-Distill’s reranking effectiveness, shown in rows 8(a–c), tends to improve with increased model sizes. The scores for LiT5-Distill_{base} are the lowest for DL19–DL22, while the scores for LiT5-Distill_{XL} are the highest, except for on DL19 where LiT5-Distill_{large} scores similarly.

Noting first-stage retrieval methods in rows 1 vs 2, RepLLaMA has stronger effectiveness than SPLADE++ ED on DL19 and DL20. Rows 3 and 4 show the results of the 7B parameter model variants of RankLLaMA (Ma et al., 2023a) and Rank-wo-GPT (Zhang et al., 2023) reranking RepLLaMA first-stage retrieval. Notably, both RankLLaMA and Rank-wo-GPT are supervised methods, with RankLLaMA being a pointwise reranker and Rank-wo-GPT being a listwise reranker. Even the smallest LiT5-Distill model, LiT5-Distill_{base} achieves better reranking results than Rank-wo-GPT. Further, LiT5-Distill_{large} and LiT5-Distill_{XL} are com-

petitive with RankLLaMA, achieving stronger results on DL19, but weaker results on DL20. Our results are competitive, despite the substantially smaller model sizes, the lack of supervised passage relevance training data, and weaker SPLADE++ ED first-stage retrieval.

Table 1 shows that all LiT5-Distill models surpass the much larger RankVicuna model, shown in rows 8(a–c) vs 5. Comparing to RankZephyr, we see that the LiT5-Distill models tend to perform worse, however, LiT5-Distill_{large} and LiT5-Distill_{XL} have stronger reranking effectiveness than RankZephyr on DL22, shown in rows 8(b–c) vs 6. Finally, compared to the state-of-the-art RankGPT₄, shown in row 7, rows 8(a–c) show that all LiT5-Distill models have stronger reranking effectiveness on DL19 and DL20, but weaker effectiveness on DL21 and DL22. Interestingly, the same is true for RankZephyr, which outperforms RankGPT₄ on both DL19 and DL20, but it underperforms RankGPT₄ on DL21 and DL22. This may be a result of LiT5-Distill and RankZephyr being trained to rerank MS MARCO v1 passages only.

We have shown that even though RankGPT₄ is expected to be some orders of magnitude larger than LiT5-Distill in parameters and RankZephyr ranges from 2 to 30 times larger than the LiT5-Distill models in parameters, our results indicate that LiT5-Distill can achieve reranking effectiveness that rivals that of RankGPT₄ and RankZephyr.

5.2 BEIR

For BEIR test collections, we examine reranking the top 100 passages retrieved using BM25 first-stage retrieval in Table 2. Since LiT5-Score is designed to work for reranking in question-answering

Model Size (Parameters)	BM25	LiT5-Score			LiT5-Distill			RankVicuna	RankZephyr	Rank-wo-GPT
	-	220M	770M	3B	220M	770M	3B	7B	7B	7B
Arguana	39.7	-	-	-	32.1	36.7	-	-	-	-
BioASQ	52.3	52.8	52.9	54.4	56.6	56.6	57.5	-	-	-
Climate-FEVER	16.5	-	-	-	22.6	19.8	-	-	-	-
DBPedia	31.8	-	-	-	42.8	43.5	43.7	-	-	42.3
FEVER	65.1	-	-	-	76.8	73.9	-	-	-	-
FiQA	23.6	33.6	37.5	41.0	36.7	41.6	42.5	-	-	35.1
HotpotQA	63.3	68.3	70.6	73.4	69.6	70.9	-	-	-	-
NFCorpus	32.2	-	-	-	34.3	35.4	35.9	-	-	32.8
NQ	30.6	-	-	-	52.0	55.3	-	-	-	-
Quora	78.9	-	-	-	83.1	79.1	-	-	-	-
Robust04	40.7	46.7	51.8	55.8	48.7	55.3	57.2	-	-	-
SCIDOCS	14.9	-	-	-	16.4	18.1	-	-	-	16.2
SciFact	67.9	-	-	-	71.3	74.1	73.5	-	-	64.7
Signal-1M	33.0	-	-	-	34.3	31.0	31.0	-	-	-
Touche-2020	44.2	-	-	-	33.1	33.4	34.4	-	-	-
TREC-COVID	59.5	70.3	75.1	77.8	76.8	80.3	79.0	79.8	83.8	80.4
TREC-NEWS	39.5	42.4	43.6	44.0	44.5	46.7	47.6	46.7	51.8	-
Average (Overall)	43.2	-	-	-	48.9	50.1	-	-	-	-
Average (QA Retrieval)	46.5	52.4	55.3	57.7	55.5	58.6	-	-	-	-

Table 2: nDCG@10 scores for reranking the top 100 passages returned by BM25 on BEIR.

contexts, we focus on BEIR datasets that involve retrieval for question answering, excluding the Natural Questions dataset due to our focus on zero-shot reranking and the fact that LiT5-Score’s training involved data from Natural Questions. The last row of the table shows the average nDCG@10 score for BEIR datasets involving question-answering retrieval and the second-last row shows the average nDCG@10 score overall. We observe that reranking with both LiT5-Distill and LiT5-Score improves nDCG@10 scores compared to BM25 scores, suggesting that these methods generalize well. The tables show that as the models are scaled up in parameters, the average scores improve.

While the LiT5-Distill_{XL} model wasn’t tested on some BEIR datasets due to time constraints, the data we have show that it typically delivers the strongest results among all our models. We also observe that LiT5-Distill has stronger results compared to LiT5-Score, with higher average scores for question-answering retrieval.

For both RankVicuna and RankZephyr, only TREC-COVID and TREC-NEWS results are made available. Comparing with RankVicuna, we see that both the LiT5-Distill_{large} and LiT5-Distill_{XL} models are competitive, with the LiT5-Distill_{large} model performing better on TREC-COVID and performing similarly on TREC-NEWS. The LiT5-Distill_{XL} model performs slightly worse on TREC-COVID, but better on TREC-NEWS. Comparing with RankZephyr, we observe that like results seen previously with MS MARCO passage reranking, RankZephyr tends to perform better.

Additionally, we include comparisons with Rank-wo-GPT, which has results available for reranking the top 100 documents retrieved using BM25 on select BEIR datasets. Despite the authors of Rank-wo-GPT noting its limited generalization capability, the model provides a valuable reference point due to the scarcity of comparable studies in listwise reranking. Focusing on the 7B model variant from Rank-wo-GPT, our analysis reveals that even the smallest variant of LiT5-Distill, the LiT5-Distill_{base} model, tends to yield stronger results.

5.3 Model Efficiency

Our model variants are designed with significantly fewer parameters compared to the recent listwise reranking models RankVicuna, RankZephyr, and Rank-wo-GPT. Typically, larger LLMs are expected to deliver better effectiveness and broader generalizability. Our approaches vary in size with the different LiT5-Distill and LiT5-Score model variants initialized using different size T5 models providing a tradeoff between computation needed and reranking effectiveness.

In Figure 3 we show nDCG@10 on DL19 and DL20 for the LiT5-Distill and LiT5-Score model variants as a function of FLOPs to rerank one single example from DL19. Note, we do not include results from the LiT5-Score_{XL} model because of the weaker results on DL19 and DL20 compared to the smaller LiT5-Score models, further analyzed in section 6.3. The figure shows that although reranking effectiveness tends to improve as models are scaled up in parameters, this comes at the cost of increased

	Model Parameters	Source Prev.	Top- k	MSv1		MSv2	
				DL19	DL20	DL21	DL22
(1a) BM25	-	None	$ C $	0.506	0.480	0.446	0.269
(2a) MonoT5	220M	BM25	100	0.715	0.670	-	-
(2b) MonoT5	3B	BM25	100	0.718	0.689	-	-
(3a) RankT5	3B	BM25	100	0.712	0.695	-	-
(4a) Rank-wo-GPT	7B	BM25	100	0.718	0.674	-	-
(5a) PRP-Allpair	3B	BM25	100	0.698	0.681	-	-
(6a) RankVicuna	7B	BM25	100	0.668	0.655	0.624	0.430
(7a) RankZephyr	7B	BM25	100	0.742	0.709	0.703	0.515
(8a) RankGPT _{3.5}	?	BM25	100	0.686	0.620	0.605	0.418
(8b) RankGPT ₄	?	BM25	100	0.750	0.704	0.707	0.508
(9a) LiT5-Distill _{base}	220M	BM25	100	0.721	0.685	0.650	0.473
(9b) LiT5-Distill _{large}	770M	BM25	100	0.727	0.703	0.665	0.506
(9c) LiT5-Distill _{XL}	3B	BM25	100	0.722	0.722	0.686	0.513
(10a) LiT5-Score _{base}	220M	BM25	100	0.689	0.662	0.615	0.430
(10b) LiT5-Score _{large}	770M	BM25	100	0.720	0.678	0.674	0.475
(10c) LiT5-Score _{XL}	3B	BM25	100	0.700	0.657	0.666	0.469

Table 3: nDCG@10 on the DL19 to DL22 collections. Each reranker uses the top 100 BM25 retrieved results as input. Note results for MonoT5 and RankT5 are taken from [Qin et al. \(2023\)](#) and results for RankGPT are taken from [Pradeep et al. \(2023b\)](#).

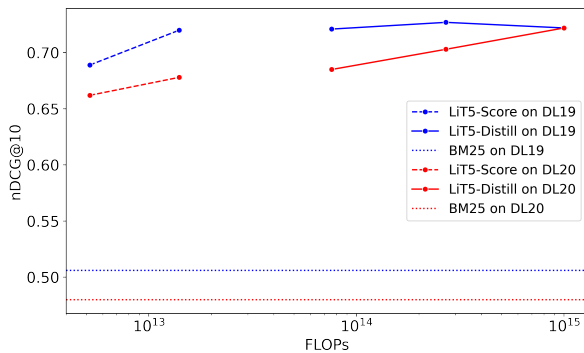


Figure 3: nDCG@10 on DL19 and DL20 for the LiT5-Score and LiT5-Distill model variants reranking 100 BM25 retrieved passages as a function of FLOPs (log-scale) to rerank passages for a single query from DL19.

computation. We see that LiT5-Score models take less computation than LiT5-Distill models. This is because LiT5-Distill’s sliding window strategy must repeatedly go over the same passages multiple times to rerank 100 passages. Additionally, LiT5-Score only tends to generate a few tokens of output as a result of being trained to generate short answers for questions from the open-domain versions of Natural Questions and TriviaQA ([Kwiatkowski et al., 2019](#); [Lee et al., 2019](#); [Joshi et al., 2017](#)). On the other hand, LiT5-Distill has to generate many more tokens to generate an ordering for a ranked list in the form $[\] > [\]$, e.g., $[4] > [2] > \dots > [5]$ for 20 passages.

6 Ablation Studies

6.1 BM25 First-Stage

In Table 3, we focus on reranking MS MARCO passages with BM25 first-stage retrieval. Rows 9(a–c) vs 10(a–c) show that LiT5-Distill consistently surpasses LiT5-Score in reranking effectiveness across all model sizes and datasets.

When our methods are compared to those employing the T5 model in supervised settings, even LiT5-Score, though the less effective of our two methods, is competitive. This is despite both our methods being zero-shot. Both MonoT5 ([Nogueira et al., 2020](#)) and RankT5 ([Zhuang et al., 2023](#)) are supervised methods that leverage the T5 model to perform reranking. LiT5-Distill surpasses MonoT5 and RankT5 across the different datasets and model sizes, shown in rows 2(a) vs 9(a) and rows 2(b) and 3(a) vs 9(c). Additionally, LiT5-Score shows strong reranking effectiveness, with the 770M parameter model outperforming all MonoT5 and RankT5 variants on DL19, shown in rows 2(a), 2(b), and 3(a) vs 10(b).

LiT5-Distill’s reranking effectiveness continues to improve with increased model sizes. However, in the case of LiT5-Score, while the T5-large variant with 770M parameters outperforms the T5-base variant with 220M parameters, the T5-XL 3B parameter variant does not exhibit as strong reranking effectiveness as the large variant. Further details on this observation are shared in Section 6.3.

Both LiT5-Distill and LiT5-Score show stronger reranking effectiveness compared to RankGPT_{3.5} and RankVicuna, which is trained by distilling ranking orderings from RankGPT_{3.5}. This is shown in rows 9(a–c) and 10(a–c) vs 6(a) and 8(a). Remarkably, this superior reranking effectiveness of our models holds even for the smaller model variants, despite being compared to much larger RankVicuna and GPT_{3.5} models.

The success of the LiT5-Distill models is largely attributed to their effective use of listwise reranking orderings distilled not only from RankGPT_{3.5} but also from RankGPT₄, transferred to smaller models. This strategy enables LiT5-Distill, as shown in rows 9(a–c), to outshine both RankGPT_{3.5} and RankVicuna. LiT5-Distill continues to be competitive with RankGPT₄ and RankZephyr, featured in rows 8(b) and 7(a), respectively. The largest LiT5-Distill model, in row 9(c), excels over RankGPT₄ in DL20 and DL22 and over RankZephyr in DL20. Effectiveness gains from training with RankGPT₄ orderings are further discussed in Section 6.2.

Comparing results with Rank-wo-GPT, we observe that not only do the LiT5-Distill models continue to show stronger results than the 7B parameter Rank-wo-GPT model variant, shown in rows 9(a–c) vs 4(a), although while depending on GPT models for training, the zero-shot LiT5-Score_{large} model also has stronger results, shown in rows 10(b) vs 4(a), whilst not depending on GPT models.

A recent study by Qin et al. (2023) argued that LLMs struggle with listwise ranking formulations, often producing inconsistent or irrelevant outputs. This work made use of T5 models ranging from 3B to 11B parameters instruction fine-tuned with the FLAN mixture (Chung et al., 2022) to perform pairwise reranking. Compared to the best 3B parameter model from this work, shown in row 5(a), all LiT5-Distill models achieve superior results and LiT5-Score_{large} achieves competitive results. Notably, our approach achieves this without relying on pre-trained FLAN-T5 model weights and instead using the inferior T5 1.1 LM-Adapted weights to maintain the claim of our methods being zero-shot.

6.2 LiT5-Distill Training Ablation

Table 4 shows the reranking effectiveness of LiT5-Distill as the number of first-stage training epochs with RankGPT_{3.5} orderings are varied. The table shows that for each model, we must be careful not to overfit the models with over-training.

For LiT5-Distill_{base}, the best model throughout

Model Variant	Model size	3.5 Training Epochs	DL19 nDCG@10	DL20 nDCG@10
RankGPT _{3.5} Distillation 1 st Stage Training				
Base	220M	5	0.655	0.580
Base	220M	6	0.669	0.597
Base	220M	7	0.659	0.577
Large	770M	3	0.664	0.610
Large	770M	4	0.673	0.628
Large	770M	5	0.676	0.619
XL	3B	1	0.664	0.611
XL	3B	2	0.664	0.626
RankGPT ₄ Distillation 2 nd Stage Training				
Base	220M	5	0.716	0.661
Base	220M	6	0.710	0.666
Large	770M	3	0.715	0.697
Large	770M	4	0.726	0.695
XL	3B	1	0.722	0.722
XL	3B	2	0.718	0.708
RankGPT ₄ Distillation 2 nd Stage Training, with subset sampling				
Base	220M	5	0.718	0.663
Base	220M	6	0.721	0.685
Large	770M	3	0.727	0.703
Large	770M	4	0.712	0.686
XL	3B	1	0.715	0.719

Table 4: The effectiveness of LiT5-Distill for reranking 100 BM25 retrieved passages as the number of training epochs on RankGPT_{3.5} orderings are varied and training data from RankGPT₄ orderings is used.

the first- and second-stages of training is one that is trained for 6 epochs in the first stage. For LiT5-Distill_{large}, although in the first stage the models trained for 4 and 5 epochs perform strongest, into the second stage when the models are trained to rerank the 3 randomly sampled subsets of p (≤ 20) passages, we see that the LiT5-Distill_{large} model trained for 3 epochs in the first stage has the strongest reranking effectiveness into the second stage. For LiT5-Distill_{XL}, in the first stage, the model trained for 2 epochs has stronger reranking effectiveness than the one trained for 1 epoch. Into the second stage, the model trained for 1 epoch has stronger results, but this model has worse results when we also include training with the 3 sampled subsets as the model likely starts to overfit. So, the best LiT5-Distill_{XL} model is the one trained for one epoch in the first stage that does not train using the sampled subsets in the second stage.

6.3 LiT5-Score Training Ablation

We observe that the largest LiT5-Score model, LiT5-Score_{XL}—with 3B parameters—performs worse on all the MS MARCO collections studied compared to the LiT5-Score_{large} model and compared to the LiT5-Score_{base} model on DL20.

Model Variant	Training Epochs	DL19 nDCG@10	DL20 nDCG@10
Base	2	0.689	0.662
Large	2	0.720	0.678
XL	1	0.700	0.657
XL	2	0.676	0.645

Table 5: The effectiveness of LiT5-Score for reranking 100 BM25 retrieved passages as the number of training epochs for LiT5-Score_{XL} is varied.

Nonetheless, the LiT5-Score_{XL} model had stronger reranking effectiveness than LiT5-Score_{base} and LiT5-Score_{large} on the BEIR test collections shown in Table 2.

LiT5-Score_{XL} is trained for only 1 epoch. Table 5 shows that LiT5-Score_{XL} sees an effectiveness drop on DL19 and DL20 when training for more than 1 epoch, while LiT5-Score_{base} and LiT5-Score_{large} have strong reranking effectiveness with 2 epochs of training. Perhaps, LiT5-Score_{XL} has reduced effectiveness because it is more prone to overfitting. This is a curious result that should be examined further in future work to help scale the LiT5-Score method to larger models.

7 Conclusion and Future Work

In this work, we introduce two families of zero-shot listwise rerankers using encoder–decoder models, LiT5-Distill and LiT5-Score.

LiT5-Distill shows particularly strong reranking results. We show that listwise reranking effectiveness from RankGPT_{3,5} and RankGPT₄ can be distilled into small encoder–decoder models, while still maintaining strong reranking effectiveness. Our largest LiT5-Distill model, LiT5-Distill_{XL}, in some cases, outperforms the current state-of-the-art listwise rerankers RankGPT₄ and RankZephyr, despite having fewer parameters and building on outdated T5 model weights.

LiT5-Score followed previous work in using relevance scores calculated from cross-attention scores. We show that these relevance scores are a good measure of passage importance to queries and allow for strong zero-shot listwise rerankers for question-answering retrieval tasks. LiT5-Score also shows that listwise reranking can be done in LLMs other than the GPT models without the need for training using passage relevance labels from human judgments or from rankings from teacher models while still having strong effectiveness.

This work presents the smallest models that we

know of that perform zero-shot listwise reranking with LLMs. LiT5-Distill and LiT5-Score are competitive with both current work in zero-shot reranking using modern advances in LLMs and supervised methods using the same T5 models as LiT5-Distill and LiT5-Score. We test models ranging from 220M to 3B parameters for both the LiT5-Distill and LiT5-Score families showing that small 220M parameter models can still achieve strong results for listwise reranking, all while being able to generalize well to out-of-domain reranking tasks and being relatively quick to train and run.

The findings from this work have some interesting applications for future work. We show that we can successfully distill reranking effectiveness from large GPT models to much smaller models in a retrieval-augmented generation setting. Future work may find it interesting to consider what other LLM behavior can be distilled down to smaller models when working with input passages. We also show that relevance scores calculated using cross-attention scores can be strong measures of the importance of input passages in text generation. An application of this in future work may be to generate references or citations for the output of a retrieval-augmented generation model without needing to explicitly train for the generation of citations.

Acknowledgements

This research was supported in part by the Natural Sciences and Engineering Research Council (NSERC) of Canada. We thank Google Cloud and the TPU Research Cloud Program for credits to support some of our experimental runs.

References

- Payal Bajaj, Daniel Campos, Nick Craswell, Li Deng, Jianfeng Gao, Xiaodong Liu, Rangan Majumder, Andrew McNamara, Bhaskar Mitra, Tri Nguyen, Mir Rosenberg, Xia Song, Alina Stoica, Saurabh Tiwary, and Tong Wang. 2016. MS MARCO: A Human Generated MACHine Reading Comprehension Dataset. *arXiv:1611.09268v3*.
- Rewon Child, Scott Gray, Alec Radford, and Ilya Sutskever. 2019. Generating Long Sequences with Sparse Transformers. *arXiv:1904.10509*.
- Hyung Won Chung, Le Hou, Shayne Longpre, Barret Zoph, Yi Tay, William Fedus, Yunxuan Li, Xuezhi Wang, Mostafa Dehghani, Siddhartha Brahma, Albert Webson, Shixiang Shane Gu, Zhuyun Dai,

- Mirac Suzgun, Xinyun Chen, Aakanksha Chowdhery, Alex Castro-Ros, Marie Pellat, Kevin Robinson, Dasha Valter, Sharan Narang, Gaurav Mishra, Adams Yu, Vincent Zhao, Yanping Huang, Andrew Dai, Hongkun Yu, Slav Petrov, Ed H. Chi, Jeff Dean, Jacob Devlin, Adam Roberts, Denny Zhou, Quoc V. Le, and Jason Wei. 2022. Scaling Instruction-Finetuned Language Models. *arXiv:2210.11416*.
- Nick Craswell, Bhaskar Mitra, Emine Yilmaz, and Daniel Campos. 2020. Overview of the TREC 2020 deep learning track. In *Proceedings of the Twenty-Ninth Text REtrieval Conference Proceedings (TREC 2020)*, Gaithersburg, Maryland.
- Nick Craswell, Bhaskar Mitra, Emine Yilmaz, Daniel Campos, and Jimmy Lin. 2021. Overview of the TREC 2021 deep learning track. In *Proceedings of the Thirtieth Text REtrieval Conference (TREC 2021)*.
- Nick Craswell, Bhaskar Mitra, Emine Yilmaz, Daniel Campos, Jimmy Lin, Ellen M. Voorhees, and Ian Soboroff. 2022. Overview of the TREC 2022 deep learning track. In *Proceedings of the Thirty-First Text REtrieval Conference (TREC 2021)*, Gaithersburg, Maryland.
- Nick Craswell, Bhaskar Mitra, Emine Yilmaz, Daniel Campos, and Ellen M. Voorhees. 2019. Overview of the TREC 2019 deep learning track. In *Proceedings of the Twenty-Eighth Text REtrieval Conference Proceedings (TREC 2019)*, Gaithersburg, Maryland.
- Michiel de Jong, Yury Zemlyanskiy, Joshua Ainslie, Nicholas FitzGerald, Sumit Sanghai, Fei Sha, and William Cohen. 2022. FiDO: Fusion-in-Decoder optimized for stronger performance and faster inference. *arXiv:2212.08153*.
- Thibault Formal, Carlos Lassance, Benjamin Piwowarski, and Stéphane Clinchant. 2022. From Distillation to Hard Negative Sampling: Making Sparse Neural IR Models More Effective. In *Proceedings of the 45th International ACM SIGIR Conference on Research and Development in Information Retrieval, SIGIR '22*, page 2353–2359, New York, NY, USA. Association for Computing Machinery.
- Gautier Izacard and Edouard Grave. 2021a. Distilling Knowledge from Reader to Retriever for Question Answering. In *ICLR 2021-9th International Conference on Learning Representations*.
- Gautier Izacard and Edouard Grave. 2021b. Leveraging Passage Retrieval with Generative Models for Open Domain Question Answering. In *EACL 2021-16th Conference of the European Chapter of the Association for Computational Linguistics*, pages 874–880. Association for Computational Linguistics.
- Gautier Izacard, Patrick Lewis, Maria Lomeli, Lucas Hosseini, Fabio Petroni, Timo Schick, Jane Dwivedi-Yu, Armand Joulin, Sebastian Riedel, and Edouard Grave. 2022. Few-shot Learning with Retrieval Augmented Language Models. *arXiv:2208.03299*.
- Mandar Joshi, Eunsol Choi, Daniel S. Weld, and Luke Zettlemoyer. 2017. TriviaQA: A Large Scale Distantly Supervised Challenge Dataset for Reading Comprehension. In *Proceedings of the 55th Annual Meeting of the Association for Computational Linguistics (Volume 1: Long Papers)*, pages 1601–1611, Vancouver, Canada.
- Tom Kwiatkowski, Jennimaria Palomaki, Olivia Redfield, Michael Collins, Ankur Parikh, Chris Alberti, Danielle Epstein, Illia Polosukhin, Jacob Devlin, Kenton Lee, Kristina Toutanova, Llion Jones, Matthew Kelcey, Ming-Wei Chang, Andrew M. Dai, Jakob Uszkoreit, Quoc Le, and Slav Petrov. 2019. Natural Questions: A Benchmark for Question Answering Research. *Transactions of the Association for Computational Linguistics*, 7:452–466.
- Kenton Lee, Ming-Wei Chang, and Kristina Toutanova. 2019. Latent Retrieval for Weakly Supervised Open Domain Question Answering. In *Proceedings of the 57th Annual Meeting of the Association for Computational Linguistics*, pages 6086–6096.
- Jimmy Lin, Xueguang Ma, Sheng-Chieh Lin, Jheng-Hong Yang, Ronak Pradeep, and Rodrigo Nogueira. 2021. Pyserini: A Python toolkit for reproducible information retrieval research with sparse and dense representations. In *Proceedings of the 44th Annual International ACM SIGIR Conference on Research and Development in Information Retrieval (SIGIR 2021)*, pages 2356–2362.
- Xueguang Ma, Liang Wang, Nan Yang, Furu Wei, and Jimmy Lin. 2023a. Fine-Tuning LLaMA for Multi-Stage Text Retrieval. *arXiv:2310.08319*.
- Xueguang Ma, Xinyu Zhang, Ronak Pradeep, and Jimmy Lin. 2023b. Zero-Shot Listwise Document Reranking with a Large Language Model. *arXiv:2305.02156*.
- Yuning Mao, Pengcheng He, Xiaodong Liu, Yelong Shen, Jianfeng Gao, Jiawei Han, and Weizhu Chen. 2021. Generation-Augmented Retrieval for Open-Domain Question Answering. In *Proceedings of the 59th Annual Meeting of the Association for Computational Linguistics and the 11th International Joint Conference on Natural Language Processing (Volume 1: Long Papers)*, pages 4089–4100, Online.
- Rodrigo Nogueira, Zhiying Jiang, Ronak Pradeep, and Jimmy Lin. 2020. Document Ranking with a Pre-trained Sequence-to-Sequence Model. In *Findings of the Association for Computational Linguistics: EMNLP 2020*, pages 708–718, Online.
- Ronak Pradeep, Sahel Sharifmoghaddam, and Jimmy Lin. 2023a. RankVicuna: Zero-Shot Listwise Document Reranking with Open-Source Large Language Models. *arXiv:2309.15088*.
- Ronak Pradeep, Sahel Sharifmoghaddam, and Jimmy Lin. 2023b. RankZephyr: Effective and Robust Zero-Shot Listwise Reranking is a Breeze! *arXiv:2312.02724*.

- Zhen Qin, Rolf Jagerman, Kai Hui, Honglei Zhuang, Junru Wu, Jiaming Shen, Tianqi Liu, Jialu Liu, Donald Metzler, Xuanhui Wang, et al. 2023. Large Language Models are Effective Text Rankers with Pairwise Ranking Prompting. *arXiv:2306.17563*.
- Colin Raffel, Noam Shazeer, Adam Roberts, Katherine Lee, Sharan Narang, Michael Matena, Yanqi Zhou, Wei Li, and Peter J. Liu. 2020. Exploring the Limits of Transfer Learning with a Unified Text-to-Text Transformer. *The Journal of Machine Learning Research*, 21(1):5485–5551.
- Adam Roberts, Hyung Won Chung, Gaurav Mishra, Anselm Levskaya, James Bradbury, Daniel Andor, Sharan Narang, Brian Lester, Colin Gaffney, Afroz Mohiuddin, et al. 2023. Scaling Up Models and Data with t5x and seqio. *Journal of Machine Learning Research*, 24(377):1–8.
- Weiwei Sun, Lingyong Yan, Xinyu Ma, Shuaiqiang Wang, Pengjie Ren, Zhumin Chen, Dawei Yin, and Zhaochun Ren. 2023. Is ChatGPT Good at Search? Investigating Large Language Models as Re-Ranking Agents. In *Proceedings of the 2023 Conference on Empirical Methods in Natural Language Processing*, pages 14918–14937, Singapore.
- Manveer Singh Tamber, Ronak Pradeep, and Jimmy Lin. 2023. Pre-processing Matters! Improved Wikipedia Corpora for Open-Domain Question Answering. In *European Conference on Information Retrieval*, pages 163–176.
- Nandan Thakur, Nils Reimers, Andreas Rücklé, Abhishek Srivastava, and Iryna Gurevych. 2021. BEIR: A Heterogenous Benchmark for Zero-shot Evaluation of Information Retrieval Models. *arXiv:2104.08663*.
- Xinyu Zhang, Sebastian Hofstätter, Patrick Lewis, Raphael Tang, and Jimmy Lin. 2023. Rank-without-GPT: Building GPT-Independent Listwise Rerankers on Open-Source Large Language Models. *arXiv:2312.02969*.
- Honglei Zhuang, Zhen Qin, Rolf Jagerman, Kai Hui, Ji Ma, Jing Lu, Jianmo Ni, Xuanhui Wang, and Michael Bendersky. 2023. RankT5: Fine-Tuning T5 for Text Ranking with Ranking Losses. In *Proceedings of the 46th International ACM SIGIR Conference on Research and Development in Information Retrieval*, pages 2308–2313.

query: is cdg airport in main paris

- #1. question: is cdg airport in main paris context: Charles De Gaulle International Airport (IATA code = CDG), also known as ROISSY is the busiest French airport. It is located the **just north** of Paris. The second-largest French airport, located just south of Paris, is ORLY (IATA Code = ORY). Paris also hosts the Aéroport du BOURGET, famous for Lindbergh's landing, which is now used mainly for private flights.
- #2. question: is cdg airport in main paris context: Paris Paris CDG Airport Terminal 1 F. Paris Charles de Gaulle Airport is a vast airport **northeast** of Paris. It's big - really big - with 60 million passengers a year, and the dominant of the three Paris airports: indeed it is the world's sixth busiest airport and only eclipsed in Europe by Heathrow.
- #3. question: is cdg airport in main paris context: Paris Charles de Gaulle Airport IATA: CDG, ICAO: LFPG also known as Roissy Airport (name of the local district), is the largest international airport in France. It is named after Charles de Gaulle (1890|1970), leader of the Free French Forces during the Second World War, founder of the French Fifth Republic and President of France from 1959 to 1969. Charles de Gaulle Airport is located within portions of several communes **25** km (16 mi) to the **northeast** of Paris.

query: how long is life cycle of flea

- #1. question: how long is life cycle of flea context: The life cycle of a flea can last anywhere from **20** days to an **entire year**. It depends on how long the flea remains in the dormant stage (eggs, larvae, pupa). Outside influences, such as weather, affect the flea cycle. A female flea can lay around 20 to 25 eggs in one day. The flea egg stage is the beginning of the flea cycle. This part of the flea cycle represents a little more than one third of the flea population at any given time. Depending on the temperature and humidity of the environment the egg can take from two to six days to hatch.
- #2. question: how long is life cycle of flea context: The life cycle of a flea can last anywhere from **20** days to an **entire year**. It depends on how long the flea remains in the dormant stage (eggs, larvae, pupa). Outside influences, such as weather, affect the flea cycle. A female flea can lay around 20 to 25 eggs in one day.
- #3. question: how long is life cycle of flea context: 1 Fleas pass through a complete life cycle of four stages. made up of 50% eggs, 30% larvae, 15% pupae and only 5% biting adults. Completion of the life cycle from egg to adult **varies from two weeks to eight months**.

in the third passage. For the query “how long is life cycle of flea”, we see a similar pattern. The second passage is a substring of the first passage and in both cases, the model seems to be highlighting much of the phrase “anywhere from 20 days to an entire year”. This is a reasonable answer to the query. Similarly in the third passage, words from the phrase “varies from two weeks to eight months” are highlighted. The FiD model can recognize an answer to the query within the passage text and this is reflected in the relevance scores calculated per token.

Figure 4: Visualization of token relevance scores from LiT5-Score_{large} across words of the top 3 reranked MS MARCO v1 passages retrieved using BM25 for two example DL19 queries.

A LiT5-Score Relevance Scores

Figure 4 shows a visualization of the token relevance scores calculated using the cross-attention scores aggregated across words. Our work shows that overall, these scores are a good way to measure passage relevance to queries, even in a zero-shot setting. These visualizations provide an interesting look into the inner workings of the LiT5-Score model and how scores are assigned for passages. Words with higher scores are highlighted more brightly.

The top 3 passages with the highest average relevance scores are shown for 2 different queries in the DL19 collection. In both cases, we see that words that could form an answer to the query are highlighted brightly in the passages. For the query “is cdg airport in main Paris”, words that suggest the airport is not in Paris are highlighted. This includes the words “just” and “north” in the first passage, “northeast” in the second and third passages, and the “25” corresponding to 25 km northeast to Paris