

Prompt Valuation Based on Shapley Values

Hanxi Liu
Zhejiang University
liuhx01@zju.edu.cn

Xiaokai Mao
Zhejiang University
xiaokaimao@zju.edu.cn

Haocheng Xia
Zhejiang University
xiahc@zju.edu.cn

Jian Lou
Zhejiang University
jian.lou@zju.edu.cn

Jinfei Liu
Zhejiang University
jinfeiliu@zju.edu.cn

Abstract

Large language models (LLMs) excel on new tasks without additional training, simply by providing natural language prompts that demonstrate how the task should be performed. Prompt ensemble methods comprehensively harness the knowledge of LLMs while mitigating individual biases and errors and further enhancing performance. However, more prompts do not necessarily lead to better results, and not all prompts are beneficial. A small number of high-quality prompts often outperform many low-quality prompts. Currently, there is a lack of a suitable method for evaluating the impact of prompts on the results. In this paper, we utilize the Shapley value to fairly quantify the contributions of prompts, helping to identify beneficial or detrimental prompts, and potentially guiding prompt valuation in data markets. Through extensive experiments employing various ensemble methods and utility functions on diverse tasks, we validate the effectiveness of using the Shapley value method for prompts as it effectively distinguishes and quantifies the contributions of each prompt.

1 INTRODUCTION

Large Language Models (LLMs) [1, 14] have recently demonstrated remarkable success across a range of complex natural language processing (NLP) tasks including text classification [3], question answering [11], machine translation [5]. In order to fully harness the potential of pre-trained LLMs or tailor them for specific domains, fine-tuning is widely applied [9, 17, 20]. While fine-tuning yields commendable results, it requires updating and storing all or part of LLM parameters for each task, which is expensive and often impracticable. As a prevalent alternative, prompt, which describes the task a model should perform, represents a simple yet effective paradigm for invoking intrinsic knowledge and reasoning ability of LLMs without training for a lengthy period or storing billions of parameters.

While the naive prompt approach is promising, it still suffers two major limitations. The quality of LLM outputs heavily relies on the given prompts which need elaborate methods or manual efforts of domain experts to find the most suitable prompts for specific tasks. Additionally, as generative language models, LLMs often produce outputs with significant variability. For instance, across multiple runs with the same prompts, the reasoning logic and predicted results may exhibit contradictions. To this end, prompt ensemble methods have been proposed, which combine multiple different prompts to answer the same question.

Motivation. Ensembling high-quality prompts proves beneficial as it enables models to capture information from various sources, enhancing their ability to handle diverse inputs. As a result, it produces trustworthy and comprehensive outputs. However, ensembling low-quality prompts can lead to limited or even negative effects. Such ensembles struggle to address the shortcomings of individual prompts and may introduce misleading information, potentially causing biases and errors in the model’s outputs. Thus, determining *how to quantify the contributions of prompts within an ensemble* is essential. This provides us with insights into which prompts have a more significant impact on the model’s performance and output quality, thereby guiding us in designing and optimizing prompt combinations more effectively. By understanding the relative contributions of each prompt, we can tailor prompt combinations more precisely, ensuring that the most crucial prompts receive greater weighting while reducing the weighting of prompts that may have adverse effects on the results. Meanwhile, considering prompts have become valuable commodities in the data marketplace, a method to assess the importance of prompts will guide pricing them. Unfortunately, there exists no research on this topic, suggesting a need to explore a method for equitable prompt valuation.

The Shapley value [10] is a concept to measure each player’s contribution in the cooperative game theory. It has been proven as the unique way that satisfies four desired properties for contribution allocation including balance, symmetry, additivity, and zero element. Specifically, balance requires that the entire reward is allocated among all participants. Symmetry specifies that players with identical marginal contributions receive equal rewards. Additivity dictates that the combined reward for two tasks should equal the sum of their individual task values. Zero element implies that a player without any marginal contribution should not receive any reward. The Shapley value of one player is the weighted average of all its marginal contributions, which is the utility differences between player sets with and without the player. Shapley value captures all possible cooperation scenarios of each player and hence can distinguish valuable players from worthless players.

Contribution. In this paper, we adopt the Shapley value to equitably measure the value of prompts within a prompt ensemble associated with an LLM. Our research demonstrates the effectiveness of this approach, as it effectively distinguishes and quantifies the contribution of each prompt.

Given various prompt ensemble methods and performance evaluation metrics across different NLP tasks, we demonstrate the versatility of the Shapley value method through a series of experiments. Our experimental results consistently show that this valuation method can objectively measure the contribution of each prompt

fairly and accurately among an ensemble in various application scenarios of LLMs. We briefly summarize our contributions as follows.

- We incorporate the Shapley value of prompt ensemble for equitable prompt valuation to identify beneficial or detrimental prompts.
- To effectively quantify the marginal contribution of each prompt to LLMs, we offer several utility functions for NLP tasks.
- Extensive experiments on various NLP datasets demonstrate the effectiveness of our method in evaluating the contributions of prompts for building high-usability and robustness prompt ensembles.

2 SHAPLEY VALUE OF PROMPTS

To equitably value the prompts, we introduce the Shapley value to measure the contributions of prompts in an ensemble. We first overview the concept of Shapley value and prompt ensemble in LLMs in Section 2.1 and then we propose the Shapley value of prompt ensemble in Section 2.2.

2.1 Preliminaries

Shapley value. Consider a set of n players $\mathcal{N} = \{p_1, \dots, p_n\}$. A *coalition* \mathcal{S} is a subset of \mathcal{N} that cooperates to complete a task. Given a utility function $\mathcal{U}(\mathcal{S})$ ($\mathcal{S} \subseteq \mathcal{N}$) evaluates the utility of a coalition \mathcal{S} for the cooperative task, the *marginal contribution* of p_i with respect to a coalition \mathcal{S} ($p_i \notin \mathcal{S}$) is $\mathcal{U}(\mathcal{S} \cup \{p_i\}) - \mathcal{U}(\mathcal{S})$.

Shapley value measures the expectation of marginal contribution by p_i in all possible coalitions over \mathcal{N} . That is,

$$\mathcal{SV}_i = \frac{1}{n} \sum_{\mathcal{S} \subseteq \mathcal{N} \setminus \{p_i\}} \frac{\mathcal{U}(\mathcal{S} \cup \{p_i\}) - \mathcal{U}(\mathcal{S})}{\binom{n-1}{|\mathcal{S}|}}. \quad (1)$$

Computing the exact Shapley value has to enumerate the utilities of all coalitions which is proved to be #P-hard [2].

Prompt ensemble. For NLP tasks, we utilize natural language prompts to query a language model or augment input. For instance, consider an original input text x is “I like this film.” and we need to analyze its sentiment (positive or negative), we can construct an input \hat{x} by combining it with a prompt p , such as “It is [MASK].” and then prompt the pre-trained language model to predict the probabilities denoted as $Pr(\text{“positive”})$ or $Pr(\text{“negative”})$ by mapping output to a sentiment tendency. Then we assign a predicted label \hat{y} which determines whether it expresses a positive or negative sentiment.

Multiple prompts p_1, \dots, p_n can be employed for predicting the same annotated instance $\mathbf{d}_k = (x_k, y_k)$, where x_k is the input text while y_k is the corresponding sentiment label. Once we obtain prediction logits or output results $\hat{y}_{k,1}, \dots, \hat{y}_{k,n}$, we can combine these results through an ensemble approach to obtain a single, more reliable result \hat{y}_k .

As shown in Figure 1, we use three prompts to predict the sentiment of the input text respectively. For each prompt, the language model outputs a word that represents sentiment tendency. Then we utilize a common ensemble method of majority voting to obtain the most likely result.

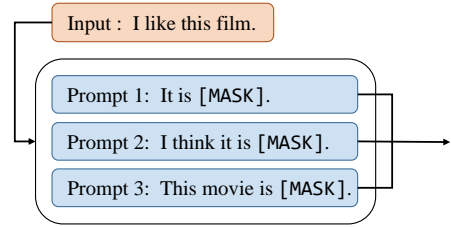


Figure 1: An example of the prompt ensemble.

2.2 Shapley value of prompt ensemble

Shapley value is introduced into machine learning by simply using prediction accuracy on a validation set as the utility function [4, 18, 19]. However, NLP tasks are generally more complex and involve diverse performance evaluation metrics. To this end, we employ distinct utility functions tailored to a variety of NLP tasks.

Utility function for NLP tasks. Given a NLP task, we have a pre-trained language model \mathcal{M} , a validation set $\mathcal{V} = \{\mathbf{d}_1, \dots, \mathbf{d}_m\}$ and a set of prompts $\mathcal{P} = \{p_1, \dots, p_n\}$ crafted manually or generated using automated methods. Specifically, for an annotated instance $\mathbf{d}_k = (x_k, y_k)$, x_k is the example that represents a question in an inference task or text in a generation task while y_k is the output that corresponds to the respective inference answer or generated sentence. To quantify the contribution of prompt p_i for this task, we apply a prompt coalition $\mathcal{S} (\mathcal{S} \subseteq \mathcal{P})$ to each example and aggregate their predictions. The utility function $\mathcal{U}(\cdot)$ is defined as follows.

$$\mathcal{U}(\mathcal{S}) = \frac{1}{|\mathcal{V}|} \sum_{\mathbf{d}_k \in \mathcal{V}} \mathcal{I}(y_k, \hat{y}_k), \quad (2)$$

where y_k is the ground-truth answer or the reference text of annotated instance \mathbf{d}_k from the validation set, \hat{y}_k is the result predicted by the model. $\mathcal{I}(\cdot)$ is the evaluation function that measures the quality of the results. For natural language understanding tasks such as GLUE [16] and SuperGLUE [15] tasks, it is typically Accuracy or F1-score while for natural language generation tasks such as machine translation, specific task-related metrics like BLEU [7, 8] and ROUGE [6] are commonly used.

Based on the utility function, we can measure the expectation of marginal contribution by p_i in all possible coalitions over \mathcal{P} as Shapley value.

Approximating Shapley values of prompts. Similar to calculating the exact Shapley values on structured tabular datasets or image datasets which requires the time complexity of $O(2^n)$ where n is the number of players (i.e., the number of data tuples in the dataset), using traditional methods for computing Shapley values of prompts is not feasible. This is because making predictions frequently with large models is expensive even though the number of prompts is normally not very high. Therefore, we adopt an approximate truncated Monte Carlo algorithm [4] to tackle the computational challenge of estimating Shapley values.

The pseudocode is shown in Algorithm 1. Specifically, we randomly sample τ permutations of the prompt set (Lines 2-3). For each permutation, we scan the prompts progressively and evaluate the utility of the coalition consisting of the scanned prompts added

to all examples (Lines 6-10). We then accumulate each prompt’s marginal contribution (Lines 11-12). To reduce the computational cost, we adopt a truncated threshold ϵ such that the gap between the utility of the coalition consisting of the scanned prompts added to all examples and the utility of the entire prompt set falls below ϵ (Lines 7-8). Finally, we return the average marginal contribution from all τ permutations as an approximation of Shapley values (Lines 13-14).

Algorithm 1: Truncated Monte Carlo for Shapley value of prompts.

```

input : Prompt set  $\mathcal{P} = \{p_1, \dots, p_n\}$ ,
        number of total permutations  $\tau$ ,
        truncated threshold  $\epsilon$ .
output: Shapley value of prompts  $\mathcal{SV}_1, \dots, \mathcal{SV}_n$ .
1  $\mathcal{SV}_i \leftarrow 0$  ( $1 \leq i \leq n$ );
2 for  $t = 1$  to  $\tau$  do
3    $\pi^t \leftarrow$  random permutation of the prompt set  $\mathcal{P}$ ;
4    $\mathcal{U}(\emptyset) = 0$ ;
5   Calculate  $\mathcal{U}(\pi^t)$  using Equation 2;
6   for  $j = 1$  to  $n$  do
7     // Denote the first  $j$  prompts in  $\pi^t$  as  $\pi^t[:j]$ 
8     if  $\mathcal{U}(\pi^t[:j]) - \mathcal{U}(\pi^t) < \epsilon$  then
9        $\mathcal{U}(\pi^t[:j]) = \mathcal{U}(\pi^t)$ ;
10    else
11      Calculate  $\mathcal{U}(\pi^t[:j])$  using Equation 2;
12    for  $i = 1$  to  $n$  do
13       $\mathcal{SV}_{i+} = \mathcal{U}(\pi^t[:j]) - \mathcal{U}(\pi^t[:j-1])$ ;
14  for  $i = 1$  to  $n$  do
15     $\mathcal{SV}_i = p$ ;
16 return  $\mathcal{SV}_1, \dots, \mathcal{SV}_n$ ;

```

3 EXPERIMENTS

In this section, we present the empirical evaluation of the proposed method on diverse NLP datasets and measure the contributions of prompts in different scenarios. In Section 3.1, we provide details of the experimental setup including the tasks and models, as well as the prompt set used and a prompt ensemble method. In Sections 3.2 and 3.3, we conduct low-value prompt removal and new prompt acquisition experiments to validate the effectiveness of Shapley values for valuing prompts, respectively.

3.1 Experimental Setup

Tasks and models. For natural language understanding tasks, we perform sentiment analysis tasks using SST-2 [13] dataset, which is part of GLUE, a widely-used benchmark for NLP tasks, and utilize the RoBERTa pre-trained language model. We employ the method described in prior work [12] to construct a label map for categorizing different output classes. Furthermore, for inference tasks, we employ benchmark datasets from several categories of reasoning tasks using the public GPT-3 of the text-davinci-002 version with 175B parameters. For natural language generation tasks, we choose

the machine translation task and utilize the same model as in the reasoning tasks.

Prompts. Given our primary focus on the relative value between prompts, we choose to utilize ChatGPT to generate a prompt set for each task. This set will be used for subsequent Shapley value calculations, enabling a more comprehensive understanding of each prompt’s contribution within the ensemble. Through this approach, we can gain a better insight into the relative importance of prompts and optimize our NLP tasks accordingly.

Ensemble Method. For natural language understanding tasks with deterministic results, such as sentiment analysis and question answering, majority voting is indeed a common ensemble method. Its advantages lie in its simplicity and robustness, especially when dealing with variations between different prompts. Majority voting can effectively reduce potential errors from a single prompt and provides a straightforward but effective way to ensemble multiple prompts.

3.2 Removing low-value prompt

We conduct low-value prompt removal experiments to evaluate the effectiveness of our methods. We iteratively remove prompts from the prompt set in ascending order of their assessed value. Figure 2 depicts an increase in prediction accuracy as the lowest value prompt is sequentially removed. As we exclude prompts that contribute minimally to the task, individual incorrect predictions gradually decrease, leading to an improvement in accuracy. However, when we remove prompts that hold high value for the task, this can result in a diminishing positive impact of prompts on the final predictions and accuracy begins to decline. As a result, we can identify the beneficial prompt combinations

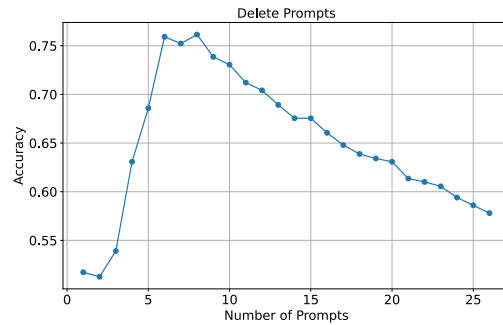


Figure 2: Removing prompts with low Shapley values.

3.3 Acquiring new prompt

To better illustrate the effectiveness of Shapley values in evaluating the value of prompts, we separately select prompts with positive and negative Shapley values, incrementally add them to the joint set, and evaluate the accuracy. Specific results can be found in Figures 3 and 4. We believe that high-quality prompts extract complementary knowledge from each other, enabling large models to more accurately address a broader range of questions. Conversely, low-quality prompts often struggle to extract comprehensive knowledge

or extract it in a contradictory manner. Therefore, as the number of prompts increases, accuracy tends to decrease. The result demonstrates the effectiveness of the proposed method.

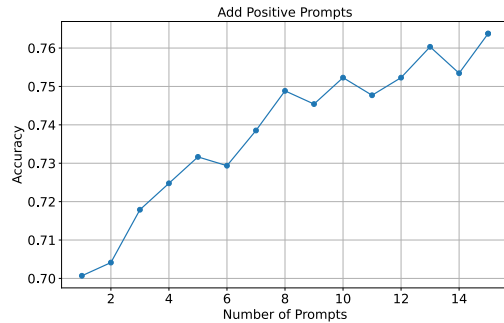


Figure 3: Adding prompts with positive Shapley values.

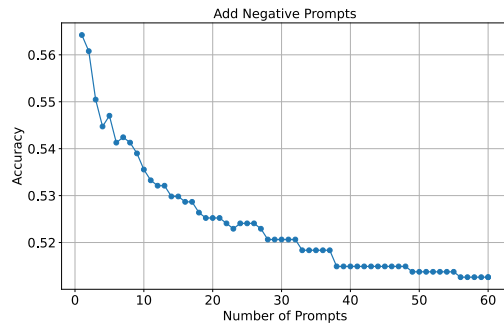


Figure 4: Adding prompts with negative Shapley values.

References

- [1] A. Chowdhery, S. Narang, J. Devlin, M. Bosma, G. Mishra, A. Roberts, P. Barham, H. W. Chung, C. Sutton, S. Gehrmann, et al. Palm: Scaling language modeling with pathways. *Journal of Machine Learning Research*, 24(240):1–113, 2023.
- [2] X. Deng and C. H. Papadimitriou. On the complexity of cooperative solution concepts. *Math. Oper. Res.*, 19(2):257–266, 1994.
- [3] T. Gao, A. Fisch, and D. Chen. Making pre-trained language models better few-shot learners. In C. Zong, F. Xia, W. Li, and R. Navigli, editors, *Proceedings of the 59th Annual Meeting of the Association for Computational Linguistics and the 11th International Joint Conference on Natural Language Processing, ACL/IJCNLP 2021, (Volume 1: Long Papers), Virtual Event, August 1-6, 2021*, pages 3816–3830. Association for Computational Linguistics, 2021.
- [4] A. Ghorbani and J. Y. Zou. Data shapley: Equitable valuation of data for machine learning. In K. Chaudhuri and R. Salakhutdinov, editors, *Proceedings of the 36th International Conference on Machine Learning, ICML 2019, 9-15 June 2019, Long Beach, California, USA*, volume 97 of *Proceedings of Machine Learning Research*, pages 2242–2251. PMLR, 2019.
- [5] L. Li, X. Jiang, and Q. Liu. Pretrained language models for document-level neural machine translation. *CoRR*, abs/1911.03110, 2019.
- [6] C.-Y. Lin. ROUGE: A package for automatic evaluation of summaries. In *Text Summarization Branches Out*, pages 74–81, Barcelona, Spain, July 2004. Association for Computational Linguistics.
- [7] C.-Y. Lin and F. J. Och. ORANGE: a method for evaluating automatic evaluation metrics for machine translation. In *COLING 2004: Proceedings of the 20th International Conference on Computational Linguistics*, pages 501–507, Geneva, Switzerland, aug 23–aug 27 2004. COLING.
- [8] K. Papineni, S. Roukos, T. Ward, and W. jing Zhu. Bleu: a method for automatic evaluation of machine translation. pages 311–318, 2002.
- [9] A. Radford, J. W. Kim, C. Hallacy, A. Ramesh, G. Goh, S. Agarwal, G. Sastry, A. Askell, P. Mishkin, J. Clark, G. Krueger, and I. Sutskever. Learning transferable visual models from natural language supervision. In M. Meila and T. Zhang, editors, *Proceedings of the 38th International Conference on Machine Learning, ICML 2021, 18-24 July 2021, Virtual Event*, volume 139 of *Proceedings of Machine Learning Research*, pages 8748–8763. PMLR, 2021.
- [10] L. S. Shapley. A value for n-person games. *Contributions to the Theory of Games*, 2(28):307–317, 1953.
- [11] S. Sharma, M. Dey, and K. Sinha. Evaluating gender bias in natural language inference. *CoRR*, abs/2105.05541, 2021.
- [12] T. Shin, Y. Razeghi, R. L. Logan IV, E. Wallace, and S. Singh. Autoprompt: Eliciting knowledge from language models with automatically generated prompts. *arXiv preprint arXiv:2010.15980*, 2020.
- [13] R. Socher, A. Perelygin, J. Wu, J. Chuang, C. D. Manning, A. Ng, and C. Potts. Recursive deep models for semantic compositionality over a sentiment treebank. In *Proceedings of EMNLP*, pages 1631–1642, 2013.
- [14] R. Thoppilan, D. De Freitas, J. Hall, N. Shazeer, A. Kulshreshtha, H.-T. Cheng, A. Jin, T. Bos, L. Baker, Y. Du, et al. Llama: Language models for dialog applications. *arXiv preprint arXiv:2201.08239*, 2022.
- [15] A. Wang, Y. Pruksachatkun, N. Nangia, A. Singh, J. Michael, F. Hill, O. Levy, and S. R. Bowman. SuperGLUE: A stickier benchmark for general-purpose language understanding systems. *arXiv preprint 1905.00537*, 2019.
- [16] A. Wang, A. Singh, J. Michael, F. Hill, O. Levy, and S. R. Bowman. GLUE: A multi-task benchmark and analysis platform for natural language understanding. 2019. In the Proceedings of ICLR.
- [17] M. Wortsman, G. Ilharco, J. W. Kim, M. Li, S. Kornblith, R. Roelofs, R. G. Lopes, H. Hajishirzi, A. Farhadi, H. Namkoong, and L. Schmidt. Robust fine-tuning of zero-shot models. In *IEEE/CVF Conference on Computer Vision and Pattern Recognition, CVPR 2022, New Orleans, LA, USA, June 18-24, 2022*, pages 7949–7961. IEEE, 2022.
- [18] J. Zhang, Q. Sun, J. Liu, L. Xiong, J. Pei, and K. Ren. Efficient sampling approaches to shapley value approximation. *Proc. ACM Manag. Data*, 1(1):48:1–48:24, 2023.
- [19] J. Zhang, H. Xia, Q. Sun, J. Liu, L. Xiong, J. Pei, and K. Ren. Dynamic shapley value computation. In *39th IEEE International Conference on Data Engineering, ICDE 2023, Anaheim, CA, USA, April 3-7, 2023*, pages 639–652. IEEE, 2023.
- [20] D. M. Ziegler, N. Stiennon, J. Wu, T. B. Brown, A. Radford, D. Amodei, P. F. Christiano, and G. Irving. Fine-tuning language models from human preferences. *CoRR*, abs/1909.08593, 2019.