

Monitoring the Evolution of Behavioural Embeddings in Social Media Recommendation

Srijan Saket¹[0009–0006–9460–1203]

¹ ShareChat, India

² srijanskt@gmail.com

Abstract. Short video applications pose unique challenges for recommender systems due to the constant influx of new content and the absence of historical user interactions for quality assessment of uploaded content. This research characterizes the evolution of embeddings in short video recommendation systems, comparing batch and real-time updates to content embeddings. The analysis investigates embedding maturity, the learning peak during view accumulation, popularity bias, l_2 -norm distribution of learned embeddings, and their impact on user engagement metrics. The study unveils the contrast in the number of interactions needed to achieve mature embeddings in both learning modes, identifies the ideal learning point, and explores the distribution of l_2 -norm across various update methods. Utilizing a production system deployed on a large-scale short video app with over 180 million users, the findings offer insights into designing effective recommendation systems and enhancing user satisfaction and engagement in short video applications.

Keywords: embeddings evolution; monitoring; short video

1 Introduction

Short video applications have experienced a significant surge in demand, with users seeking short-form engaging content experiences. This has led to the adoption of embedding-based recommender systems for effective content recommendations. These systems utilize models like Field-aware factorization machines, wide-and-deep neural networks, and two-tower models to learn user and content embeddings, as cited in [3, 8, 4]. However, the unique nature of short video content presents challenges. With constant new content uploads and vast content space, recommending relevant content becomes complex, especially for new uploads without historical user interactions. Over time, the system can develop behavioral embeddings to capture user preferences. Yet, evaluating content and recommendations remains challenging due to limited view share, as well as the inherent challenges of short video content, such as diversity, varying shelf-life, and cold start problems, as mentioned in [1, 5, 2, 6].

To address this issue, it becomes essential to gain a comprehensive understanding of how embeddings evolve with user interactions over time. By studying the evolution of embeddings, we can uncover valuable insights into content

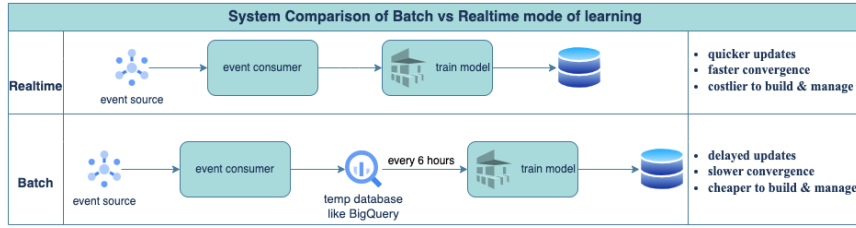


Fig. 1: System comparison of realtime vs batch setup of embedding updation

dynamics and improve the evaluation and effectiveness of recommendation algorithms. In this work, we focus on characterizing the evolution of learned embeddings of short video content and propose metrics that enable us to gauge both the quality of content embeddings and the recommendations provided. To understand how content embeddings evolve, we consider two forms of embedding updates: (i) batch embedding updates where user interactions are accumulated and embeddings are updated in batches every x hours, and (ii) realtime-embeddings, where each content’s embedding is updated in realtime after each user interaction.

Using both these methods for comparison 1, we characterize the evolution of embeddings along a number of aspects. First, we focus on embedding maturity and consider the question: How many user interactions does content require to obtain “mature” embedding? We find that realtime embeddings mature a lot quicker, taking only 1/5-th views compared to views taken by batch-trained embeddings to mature.

Second, we investigate the change in cosine similarity of each content embedding per additional view, i.e. How the embeddings evolve with additional views, and use this estimate to quantify the learning of embedding update happening with each new user interaction. We note that peak learning happens notably faster in realtime embeddings compared to batch embeddings. Consequently, real-time training leads to a quicker convergence of embeddings towards their final vectors compared to batch training. Furthermore, we cross-validate it with user engagement metrics including video click rate and successful video plays across view buckets which support the peak learning observation.

Third, noting that most embedding-based recommenders rely on the l_2 -norm of embeddings, we investigate how the l_2 -norm is distributed across view buckets for both realtime and batch embeddings and observe that batch-trained embeddings suffer from significantly higher norm, with the norm of high view posts being 5x higher than posts with fewer views, thereby contributing towards increasing the popularity bias in the content recommended on the platform.

We present a detailed analysis using batch-trained and realtime-trained embedding systems deployed at scale on a short-video app serving recommendations to over 180 million users. We contend that the analysis and findings presented from our production systems at scale inform the design of content recommendation systems, especially at the early stage of new content.

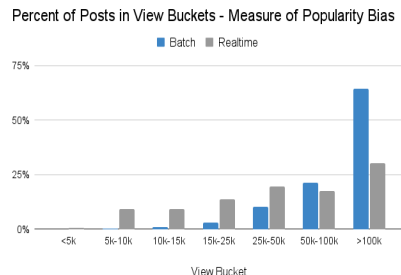


Fig. 2: Prevalence bias among various view buckets across batch and real-time training methods

ffm type	signal type	# posts	# updates
batch	click	42409	42409
batch	share	53664	76144
batch	play	100903	100903
batch	skip	108259	108259
batch	like	119516	177126
realtime	click	144922	34352180
realtime	share	144913	34297979
realtime	play	139823	18269337
realtime	skip	139823	18269330
realtime	like	144903	34304760

Table 1: Number of post and embedding updates using the FFM model for the dataset used in the paper.

2 Evolution of Content Embeddings

In feed recommendation models, a common method to prioritize content for a user in a recommender system is by assessing the dot product between the user’s embeddings and the content’s embeddings. Hence, the norm and the angle of embeddings in Euclidean space play a major role in deciding its ranking order in the user’s feed. We begin by describing the dataset collected and then proceed to characterize the embeddings in subsequent subsections.

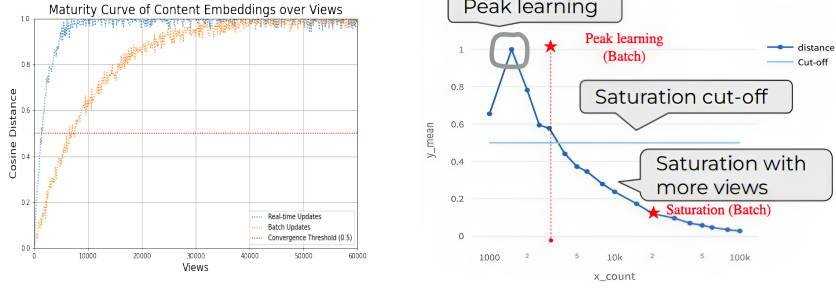
2.1 Dataset & Embedding Methods

We gathered a dataset of video posts created in the Hindi language over a period of one week on the ShareChat application, capturing both implicit signals (such as video play, and skip) and explicit signals (including click, like, share). For each signal, we utilized Field-aware Factorization Machines (FFM) [7] to learn 32-dimensional embeddings from user interactions. The dataset consists of time-series data, where each post is associated with an embedding learned at different points in time.

We focus on content embeddings for exposition and consider distance measures such as l_2 -norm and cosine distance of content embeddings from different reference points (like initial value or running difference). We compute the above-mentioned metrics for two modes of learning behavioral embeddings namely, batch and real-time. The batch setup updates the embeddings at a specified frequency by collecting data over a period of *six* hours whereas the real-time method dynamically updates them based on every interaction data point.

In Table 1, we provide the number of posts and embedding updates associated with the dataset for each signal type. Note that the ratio of embedding updates with the number posts is much smaller for batch updates. This is because in the batch case, updates are sporadic and not done after every interaction.

For simplicity, we focus our analysis on the ”view” signal, although we expect similar trends for other signals since the learning method remains consistent. To



(a) Comparison of maturity curves for batch & realtime. For batch, saturation happens at $\approx 10k$ views. (b) Real-time embedding updates: Peak learning happens at 1.5k views and saturation happens at 3.5k views.

Fig. 3: Maturity curve and Peak learning for realtime and batch embeddings averaged across all content, plotted against views.

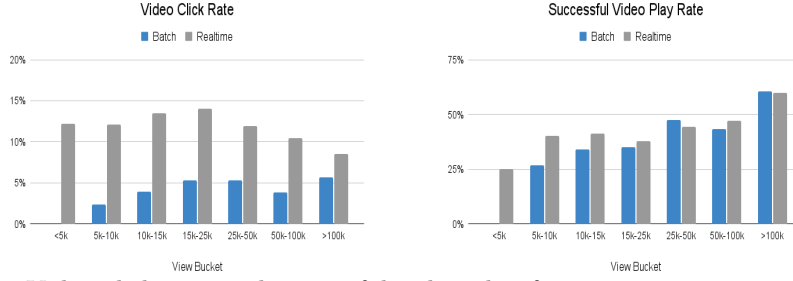


Fig. 4: Video click rate and successful video play from experiments on the described dataset.

ensure a sufficiently large number of interactions for capturing evolution, we retained posts with views equal to or exceeding 100k. Throughout this paper, the terms "views" and "interactions" are used interchangeably, indicating user engagement with the video content.

2.2 Embedding Maturity with Views

Fig. 3a illustrates the cosine distance between the content embedding at a given time t and embedding at time $t-1$ of the content, plotted against the number of views x the content has received on the platform.

Suppose we consider a threshold of 0.5 for the cosine distance as a criterion to assess the maturity of the learning process for a particular content. Our analysis reveals that batch embeddings surpass this threshold at approximately 10k views, whereas realtime embeddings achieve it at around 2k views. This suggests that utilizing realtime updates leads to considerably faster learning of embeddings compared to the batch mode.

However, utilizing a fixed threshold as a means of quantifying our findings mathematically is not the most optimal approach, as this threshold is heavily influenced by various factors such as the data, model, and initialization strategy of the embeddings. Consequently, we turn our attention to examining the variation in cosine distance with each additional view of the content, averaging this change across all content embeddings. By plotting this information, we can identify the point at which maximum learning occurs and determine the number of views or interactions required beyond that point to achieve convergence for both realtime and batch learning strategies. This approach allows for a more nuanced understanding of the learning process and facilitates the comparison of different learning strategies.

For this purpose, let us first define checkpoints on views as V_1, V_2, \dots, V_k . Further, let us represent the embedding vectors of content at the number of views = V_i as $V_i^1, V_i^2, \dots, V_i^{N_i} \forall i \in [1, k]$, where N_i is the number of posts on the social media platform that reached at least V_i views. Then, the amount of learning for embeddings at views = V_i can be defined as

$$L(V_i) = \frac{1}{(V_i - V_{i-1})} \sum_{j=1}^{N_i} \text{Dist}(V_i^j, V_{i-1}^j) \quad \forall i \in [1, k], \quad (1)$$

where $\text{Dist}(x, y)$ can be any distance metric. In this paper, we use cosine distance as the metric, that is, $\text{Dist}(x, y) = 1 - \frac{\langle x, y \rangle}{|x|_2 |y|_2}$. Since we are looking at the average across thousands of content posts, the statistics, such as threshold, are more stable.

Figure 3b illustrates the learning progression of the model at various view checkpoints. It is observed that in the realtime mode, the content embeddings reach their peak learning point twice as fast compared to the batch mode. Additionally, the saturation point, where further updates have minimal impact, is reached three times faster in the realtime mode (at 1.5k views) compared to the batch mode (at 3.5k views). These findings highlight the efficiency and accelerated learning capabilities of updating embeddings in realtime compared to the batch approach.

Validation from user engagement metrics: To validate the above insights, we go back and look at the business metrics, such as video click rates and successful video play percentage, for both realtime and batched updates and plot them in Fig. 4. We see that the realtime model has a much better performance in terms of video click rate and successful video play percentage in the lower views bucket (especially at $\leq 5k$ views). This is because it is able to figure out the optimal content embedding much faster than batch (3x faster saturation cutoff as shown in Fig. 3). This, in turn, results in better content targeting and higher user engagement on the platform.

2.3 Embedding Norm and Popularity Bias

Since most ranking approaches use dot product of user and content embeddings, content embeddings with a higher norm would result in a higher ranked order for

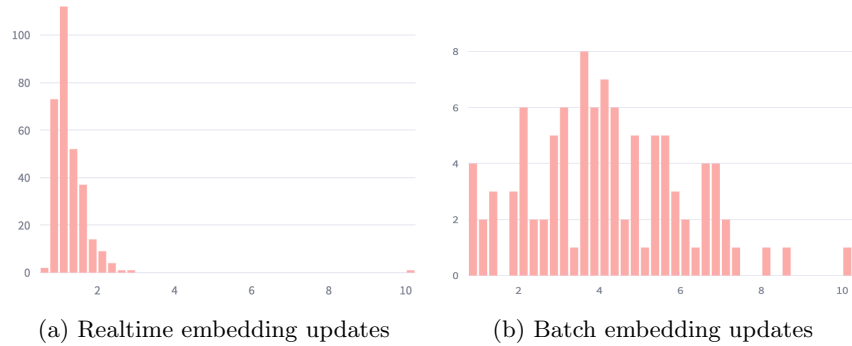


Fig. 5: For batched updates, the norm ratio is higher for converged embeddings w.r.t. initial embeddings.

that content, thereby recommending it more. Keeping this in mind, we investigate how the l_2 -norm is distributed across content of different view buckets once the embedding matures. In figures 5a and 5b, we plot the histogram of the l_2 -norm distance of content embeddings (comparing the $\text{view} \equiv 0$ embedding with the mature embedding at $\text{views} \equiv 100k$ for both realtime and batched trained embeddings, respectively).

We observe that the l_2 -norm of the embeddings grows drastically with more views for batched updates. This implies that the model in this case ranks content with more views higher, resulting in higher popularity bias, thereby resulting in the serving of content that is generic and not catering to users’ specific interests leading to loss in user engagement.

Validation from user engagement metrics: To validate the above hypothesis, we plot the business metrics in Fig. 2 that relate to the percentage of views in low (and high) view ranges. We note that the batch model suffers from severe popularity bias with popular posts garnering more than 60% of the views.

3 Conclusion & Future Work

This paper delves into the intricacies of machine learning production pipelines, explicitly focusing on large-scale recommendation systems. By addressing the complexity and challenges associated with quantitatively monitoring recommendation quality, we have made significant progress in understanding the evolution of embeddings on Sharechat, a social media platform with a substantial user base. Further, we analyzed the business metrics such as successful video views and popularity bias, and show that the proposed metrics for monitoring embeddings highly correlate with the business outcomes. While the analysis is closely linked to the specific algorithm used, the techniques for updating behavioral embeddings remain the same, suggesting generalizability across different recommendation systems.

For future work, we propose several avenues for further exploration. One area of interest is determining the minimum number of views necessary to com-

prehend the complexity levels associated with video or image content on social media. Additionally, we can explore techniques to reduce the frequency of updates based on improvements in maturity to bring down server costs and propose initialization schemes to expedite the maturity process. Finally, the question of whether all user interactions contribute equally to learning is worth looking into, prompting the need to investigate optimal strategies for exposing content to specific user groups to maximize learning outcomes.

References

- [1] Mohit Agarwal, Srijan Saket, and Rishabh Mehrotra. “MEMER - Multi-modal Encoder for Multi-Signal Early-Stage Recommendations”. In: *Companion Proceedings of the ACM Web Conference 2023*. WWW ’23 Companion. Austin, TX, USA: Association for Computing Machinery, 2023, pp. 773–777. ISBN: 9781450394192. DOI: 10.1145/3543873.3587679. URL: <https://doi.org/10.1145/3543873.3587679>.
- [2] Piotr Bojanowski et al. “Enriching Word Vectors with Subword Information”. In: *Transactions of the Association for Computational Linguistics* 5 (2017), pp. 135–146. ISSN: 2307-387X.
- [3] Heng-Tze Cheng et al. “Wide & deep learning for recommender systems”. In: *Proceedings of the 1st workshop on deep learning for recommender systems*. 2016, pp. 7–10.
- [4] Huifeng Guo et al. “DeepFM: a factorization-machine based neural network for CTR prediction”. In: *arXiv preprint arXiv:1703.04247* (2017).
- [5] Kensho Hara, Hirokatsu Kataoka, and Yutaka Satoh. “Can spatiotemporal 3d cnns retrace the history of 2d cnns and imagenet?” In: *Proceedings of the IEEE conference on Computer Vision and Pattern Recognition*. 2018, pp. 6546–6555.
- [6] Shawn Hershey et al. “CNN architectures for large-scale audio classification”. In: *2017 IEEE International Conference on Acoustics, Speech and Signal Processing (ICASSP)*. IEEE. 2017, pp. 131–135.
- [7] Yuchin Juan et al. “Field-aware factorization machines for CTR prediction”. In: *Proceedings of the 10th ACM conference on recommender systems*. 2016, pp. 43–50.
- [8] Shuai Zhang et al. “Deep learning based recommender system: A survey and new perspectives”. In: *ACM computing surveys (CSUR)* 52.1 (2019), pp. 1–38.