

Do LLM Agents Exhibit Social Behavior?

Yan Leng

McCombs School of Business, The University of Texas at Austin, yan.leng@mcombs.utexas.edu

Yuan Yuan*

Daniels School of Business, Purdue University, yuanyuan@purdue.edu

The advances of Large Language Models (LLMs) are expanding their utility in both academic research and practical applications. Recent social science research has explored the use of these “black-box” LLM agents for simulating complex social systems and potentially substituting human subjects in experiments. Our study delves into this emerging domain, investigating the extent to which LLMs exhibit key social interaction principles, such as social learning, social preference, and cooperative behavior (indirect reciprocity), in their interactions with humans and other agents. We develop a novel framework for our study, wherein classical laboratory experiments involving human subjects are adapted to use LLM agents. This approach involves step-by-step reasoning that mirrors human cognitive processes and zero-shot learning to assess the innate preferences of LLMs. Our analysis of LLM agents’ behavior includes both the primary effects and an in-depth examination of the underlying mechanisms. Focusing on GPT-4, the state-of-the-art LLM, our analyses suggest that LLM agents appear to exhibit a range of human-like social behaviors such as distributional and reciprocity preferences, responsiveness to group identity cues, engagement in indirect reciprocity, and social learning capabilities. However, our analysis also reveals notable differences: LLMs demonstrate a pronounced fairness preference, weaker positive reciprocity, and a more calculating approach in social learning compared to humans. These insights indicate that while LLMs hold great promise for applications in social science research, such as in laboratory experiments and agent-based modeling, the subtle behavioral differences between LLM agents and humans warrant further investigation. Careful examination and development of protocols in evaluating the social behaviors of LLMs are necessary before directly applying these models to emulate human behavior.

1. Introduction

The advent of Generative Artificial Intelligence (GAI), particularly in the form of Large Language Models (LLMs) like GPT-4¹ (OpenAI 2023) and LLaMA 2 (Touvron et al. 2023), marks a significant leap in technology’s capacity to emulate human behavior. This evolution expands the scope of AI from traditional predictive analytics to complex simulations of human-like interactions in

*These two authors contributed equally.

¹ The acronym GPT stands for Generative Pre-trained Transformer and represents a specific type of AI.

social and technical systems (Gao et al. 2023). The potential implications of such advancements are vast and multifaceted, opening new avenues in fields ranging from agent-based modeling to answering causal questions, which is central in modern social science studies. LLMs’ ability to perform human tasks, once thought to be exclusive to human intelligence, now emerges increasingly like a reality. If LLMs could accurately mimic human behavior and represent human preferences, the ramifications would be profound in both (1) replacing human subjects in surveys or laboratory experiments, and (2) evaluating policy interventions through social system simulations. On the one hand, researchers have discussed the possibility of using LLMs for pilot experiments to pinpoint treatments with significant effects, thus improving the efficiency of theory development and experimental design (Brand et al. 2023, Kim and Lee 2023, Gui and Toubia 2023). These models emulate human-like decision-making using LLMs’ cost-effective and efficient methodologies for understanding, for instance, consumer preferences and market dynamics, with enhanced efficiency and precision (Gui and Toubia 2023, Li et al. 2023a). On the other hand, studies have shown its potential in simulating complex social systems (Horton 2023, Park et al. 2023, Gao et al. 2023, Aher et al. 2023). Instead of using pre-defined, restrictive, and strict behavioral rules, LLM agents can potentially more realistically simulate human behaviors. For business applications, firms interested in understanding consumer demand may leverage these realistic simulations to experiment with different strategies, thereby improving product development and optimizing marketing strategies.

However, the enthusiastic embrace of LLMs in various applications must be tempered with a critical understanding of these black-box agents inherent characteristics and limitations (Brucks and Toubia 2023). As LLMs take on more complex roles, from decision-making in policy and business decision-makings to influencing social dynamics, comprehending their operational and behavioral patterns becomes not just beneficial but essential (Mitchell and Krakauer 2023). In general, LLMs simply predict the next phrase or sentence, given what they have been exposed to in the training data (Wolf et al. 2020). Consequently, they tend to output the “most likely” of what the Internet corpus tend to say, albeit with certain modifications (formally “alignments”) such as the implementation of ethical “guardrails” by large language model providers to inhibit the propagation of hate speech (Demszky et al. 2023, Tjauatja et al. 2023). This opaque nature underscores the importance of careful interpretation and application of LLM outputs, particularly in academic and research settings.

Recent research in social sciences has started to understand the behavioral, cognitive, and psychological capabilities of LLM agents. For example, it has been revealed that while LLMs excel

in tasks like vignette-based decision-making and model-based reinforcement learning, it exhibits limitations in directed exploration and causal reasoning (Binz and Schulz 2023). Another example is performing analogical task comparisons between LLMs and human reasoners to show the model’s capacity for abstract pattern induction (Webb et al. 2023). In game-theoretic contexts, LLMs have been found to display behaviors ranging from rational decision-making (Chen et al. 2023) to tendencies towards making fair decisions in Prison’s Dilemma Akata et al. (2023), Brookins and DeBacker (2023). Moreover, psychological assessments of GPT-3 have uncovered similarities to human participants in personality and values (Miotto et al. 2022, Pellert et al. 2023).

Overview of our study. Delving into the emerging domain of applying LLMs to social science studies, our study aims to examine whether LLMs can display fundamental social behaviors such as social learning, social preference, and cooperation. We seek to answer whether these LLMs’ interactions are reflective of the fundamental social behaviors observed in human society. Understanding behavior in interactions with humans or other agents is essential for ongoing LLM research and its applications in all fields mentioned above — performing agent-based modeling and substituting human participants in surveys or experiments.

Drawing on the experimental and behavioral economics literature, our study implements canonical experiments, traditionally used to study human social behaviors, in the context of LLM interactions. By placing multiple LLM agents in scenarios that replicate these classic experiments, we aim to discern the extent to which LLMs exhibit social behaviors akin to and different from humans. This approach not only tests the agents’ capabilities in these specific contexts but also provides insights into the broader applicability of LLMs in social science research. To systematically investigate these behaviors, we focus on several key principles widely observed in human societies and explore how they manifest in LLM agents:

- *Social learning*: We analyze the LLMs’ capacity for social learning, a fundamental aspect of social adaptability. This involves assessing whether LLM agents can integrate new information from their environment and adjust their responses, a process akin to social Bayesian learning (Acemoglu et al. 2011). This aspect of the study aims to understand how LLMs assimilate and respond to social information, as opposed to their own information.
- *Social preference*: We investigate whether LLM agents exhibit social preferences, such as acting in ways that benefit others at a personal cost (Charness and Rabin 2002). This includes examining direct reciprocity, fairness preferences, and social welfare maximization. Additionally, we explore

the impact of social group identity on these preferences, investigating if LLMs demonstrate biases or preferences influenced by perceived group dynamics (Chen and Li 2009).

- *Cooperation and indirect reciprocity*: Another vital aspect of our research is exploring the concept of indirect reciprocity, a key element in evolution of prosocial behavior (Nowak 2006). We examine if LLM agents demonstrate “upstream” reciprocity (aiding someone leading to that individual helping a third party) and “downstream” reciprocity (aiding others to enhance one’s reputation and likelihood of receiving future assistance). Such behaviors in LLMs would be indicative of their ability to engage in complex social interactions beyond immediate reciprocal benefits, aligning with theories of generalized reciprocity (Yamagishi and Kiyonari 2000, Baker and Bulkley 2014).

Our contributions. Our study contributes to the literature in the following ways.

- First, we have uncovered several social characteristics of LLMs that align with humans:

(a) Our findings suggest that LLMs demonstrate a propensity for social learning, indicating that they are able to learn from other agents in uncertain environments. Recognizing this ability is vital for developing AI-enabled systems that can effectively learn in real-world settings alongside humans and other AI agents.

(b) Moreover, we observe that LLMs can exhibit human-like distributional preferences in their interactions, challenging the conventional perspective that views LLMs as solely logic-driven processors. This has implications for their deployment in environments where social interactions play a critical role. Our results also highlight the differences in LLM responses to in-group versus out-group members, which is crucial in understanding how LLMs might integrate and behave in diverse group settings.

(c) Finally, our investigation shows that LLM agents have the tendency of indirect reciprocity, which is considered to be fundamentals of evolution of cooperation in human societies.

This suggests that LLMs may be suited for complex social-technical systems where such interactions are paramount.

- Second, our research highlights notable differences between LLMs and human behaviors. LLMs demonstrate a higher tendency to be concerned about fairness compared to humans, possibly influenced by model alignment techniques. Specifically, LLMs show reluctance to engage in positive reciprocity; they are less likely to reward others’ cooperative actions than humans typically are. In contrast, LLMs exhibit a robust response to negative stimuli, showing a strong tendency to retaliate against actions they interpret as uncooperative or harmful. We also observe that LLM

agents appear to be more calculating in the social learning experiment than humans – they form social networks in a more strategic way than humans do.

- Methodologically, our study differentiates from the literature due to its comprehensive four-step framework, which includes zero-shot learning, step-by-step reasoning, template filling for answers, and mechanism analysis. This approach not only mimics the human reasoning process by prioritizing step-by-step reasoning before providing answers but also places significant emphasis on mechanism analysis — which is crucial for better understanding the underlying determinants for LLMs’ preferences, decisions, and behaviors. Our study provides several ways to analyze the mechanisms, including economic modeling, regression analysis, and account explanation and summarization (analogy to interview accounts).

2. Literature Review

In this section, we review two streams of literature on LLMs: (1) analyzing the behavioral characteristics of LLMs, which we directly build upon and contribute to, and (2) the applications of LLMs in social simulations (agent-based modeling) and substituting human subjects in surveys or experiments, which our insights contribute to.

2.1. Analyzing the Behavioral Characteristics of LLMs

Recent advances in LLMs have prompted a series of studies exploring their cognitive, behavioral, and psychological capabilities. [Binz and Schulz \(2023\)](#) utilized cognitive psychology tools to evaluate GPT-3, an early version of GPT-4 announced in 2020, revealing its impressive performance in tasks like vignette-based decision-making, information search, and model-based reinforcement learning. However, they also noted GPT-3’s shortcomings in directed exploration and causal reasoning, suggesting that a nuanced understanding of LLMs’ capabilities is needed. In a similar vein, [Webb et al. \(2023\)](#) compared the abilities of human reasoners and GPT-3 in analogical tasks. Their findings showed GPT-3’s remarkable capacity for abstract pattern induction, often matching or surpassing human performance. This emergent ability in zero-shot solutions to analogy problems was further affirmed in preliminary tests with GPT-4, indicating a progressive enhancement in LLMs’ cognitive capabilities.

In the psychological domain, [Miotto et al. \(2022\)](#) conducted a unique psychological assessment of GPT-3, evaluating its personality, values, and self-reported demographics. They found that GPT-3 exhibits similarities to human participants in personality and values, especially when equipped with a model response memory. This study opens up new avenues for understanding the psychological

dimensions of LLMs. [Pellert et al. \(2023\)](#) further delved into this psychological aspect, repurposing standard psychometric inventories to evaluate traits in LLMs. They posited that LLMs inadvertently acquire psychological characteristics from their training data, influencing their behavior in various applications. These studies have enabled a deeper insight into the non-cognitive characteristics exhibited by LLMs.

Exploring LLMs in game-theoretic contexts, [Chen et al. \(2023\)](#) focused on the economic rationality of LLMs. Their findings indicate GPT’s largely rational decisions, outperforming human subjects in rationality scores and exhibiting consistent preferences, albeit sensitive to language framing. Continuing in this line, [Akata et al. \(2023\)](#) and [Brookins and DeBacker \(2023\)](#) investigate how GPT models behave in Prisoner’s Dilemma. [Brookins and DeBacker \(2023\)](#) revealed that GPT-3.5 tends towards fairness and cooperation, diverging from optimal strategies and displaying a greater inclination towards these traits than human participants. [Akata et al. \(2023\)](#) show that GPT-4 displayed a consistent pattern of unforgiving and selfish behavior in a repeated game setup. In addition to Prisoner’s dilemma, [Akata et al. \(2023\)](#) also study Battle of the Sexes, and found that GPT-4 struggles with it. [Brookins and DeBacker \(2023\)](#) studies a simple version of the dictator game, and show that GPT-3.5 cares more about fairness than human, while concerns less about self-interest. [Aher et al. \(2023\)](#) introduce Turing Experiments (TE) to assess how well LLMs simulate various human behaviors. They find that LLMs can accurately replicate findings from Ultimatum Game, Garden Path Sentences, and Milgram Shock Experiment. However, they also identified a “hyper-accuracy distortion” in some models, meaning that larger and more aligned LLMs simulate human subjects that give inhumanly accurate answers.

Building upon this literature, our research investigates a comprehensive understanding of LLMs’ social behaviors by exploring areas not extensively covered in existing literature—specifically, social learning, social preferences (considering social groups), and indirect reciprocity in LLMs. We investigate these aspects in a range of game-theoretic scenarios, including both repeated, and multi-agent interactions, to delve deeper into the nuanced social behaviors of GPT-4. Importantly, our study stands out by conducting a series of mechanism analysis including structural modeling and analysis of the accounts generated by LLMs while LLM agents making their decisions in laboratory experiment contexts. These approaches help unravel the intricacies of LLMs’ preferences and decisions, thereby providing a richer and deeper understanding of their capabilities and limitations in social contexts.

2.2. Applications of LLMs in Academic Research and Replications of Experiments

2.2.1. Representing Human Preferences with LLMs. Recent research has increasingly focused on the ability of LLMs to replicate and predict human preferences and behaviors across various domains. [Brand et al. \(2023\)](#) and [Kim and Lee \(2023\)](#) both demonstrate the capacity of LLMs to align closely with human behaviors and preferences. [Brand et al. \(2023\)](#) show that GPT-3.5 responds to economic surveys in a manner consistent with established consumer behavior theories, including producing realistic estimates for willingness-to-pay. Similarly, [Kim and Lee \(2023\)](#) develop a methodological framework that leverages LLMs for accurately predicting individual responses to unasked survey questions, highlighting the potential of LLMs in social science research. This line of research is complemented by [Argyle et al. \(2023\)](#), who explore LLMs’ ability to represent different subpopulations when provided with demographic information. Their work focuses on the fidelity of LLMs in predicting survey results, such as voting patterns based on demographic data. [Safdari et al. \(2023\)](#) showcased the synergistic potential of integrating LLMs with social surveys. They developed a novel framework for predicting individual responses to survey questions, demonstrating the remarkable predictive capabilities of a fine-tuned Alpaca-7b model ([Taori et al. 2023](#)). These studies underscore the complementary roles of LLMs and traditional surveys in social science research, while also highlighting the need to address ethical concerns.

[Salewski et al. \(2023\)](#) further expanded on the versatility of LLMs by examining their capacity to assume various personas for context-specific tasks. Their findings reveal that LLMs can successfully mimic human-like developmental stages and expert knowledge in domain-specific tasks. This ability to impersonate different roles not only enhances LLMs’ performance in specific tasks but also provides insights into their inherent biases, as demonstrated in their experiment with LLMs describing objects as experts in different fields.

[Gui and Toubia \(2023\)](#), however, introduce a critical perspective on the application of LLMs in economic simulations. They highlight the inherent challenge in interpreting causality in LLM-generated data, especially when contextual variables are not fully specified. This underscores a fundamental issue in LLM experiments: while variations in LLM prompts drive the responses, these variations may not exclusively reflect the experimenter’s intended treatment, leading to potentially confounded results. [Gui and Toubia \(2023\)](#) emphasize the importance of designing LLM simulations with precision to ensure that outcomes are genuinely reflective of the treatment in question and not other unspecified factors.

2.2.2. Simulating Social-technical Systems. In the realm of simulating social-technical systems, recent studies leveraging large language models (LLMs) have made significant strides in emulating complex human behaviors and social dynamics. Existing studies focus on creating simulated environments using LLMs. [Gao et al. \(2023\)](#) developed the S3 system, an agent-based social network simulator, where LLMs are fine-tuned to emulate human emotions, attitudes, and interaction, leading to the emergence of phenomena like the propagation of information and emotions. [Park et al. \(2023\)](#) employed LLMs agents in an interactive sandbox environment to simulate autonomous social behaviors, such as organizing events and forming relationships. Furthering this exploration, [Li et al. \(2023c\)](#) introduced a framework by developing collaborative generative agents in a simulated job fair, emphasizing their coordination in complex scenarios. This study highlights the potential of LLMs in effective collaborations, as well as coordination challenges in as complexity increased. [Griffin et al. \(2023\)](#) conducted studies to model psychological changes following exposure to influential content, like the Illusory Truth Effect and populist framing in news. Their results indicate that LLMs can model some psychological effects observed in humans, yet there are gaps in capturing the full spectrum of human psychological responses. Adding another perspective, [Chuang et al. \(2023\)](#) investigated the application of LLMs in modeling human group dynamics, particularly within politically charged contexts. Their research into LLMs role-playing as partisan personas revealed insights into the models’ alignment with human behaviors and the impact of reasoning techniques on this alignment.

Despite the promise of literature and the potential power of LLMs, recent literature also highlights critical limitations of LLMs. [Tjuatja et al. \(2023\)](#) emphasize LLMs’ sensitivity to prompt wording, affecting their ability to approximate human opinions accurately. They note inconsistencies in LLMs’ reflection of human-like response biases in survey questionnaires. [Chang and Bergen \(2023\)](#) synthesize studies on English language model behavior, underscoring the models’ sensitivity to specific inputs and their propensity for errors and biases. Further, [Qiu et al. \(2023\)](#) find limitations in LLMs’ accuracy for marketing research, noting discrepancies between GPT-3’s responses and actual consumer behavior in real-world scenarios. This suggests caution in using LLMs for market research due to potential inaccuracies in predicting consumer preferences. This emerging understanding of LLMs, both in their promise and limitations, underscores the need for a nuanced approach in leveraging them to understand social-technical systems.

Our study contributes to the fundamental understanding of the social behaviors of LLMs, particularly focusing on how they interact with humans and other LLM agents. To achieve this,

we build upon existing research and develop a framework that incorporates zero-shot learning, step-by-step reasoning, and mechanism analysis. This approach provides valuable insights into the innate characteristics of LLM agents, enabling researchers to better comprehend their behavioral nuances. Our framework, thus, contributes to a deeper understanding of the social behaviors of LLMs, highlighting areas where LLMs mirror or diverge from human behaviors. As for the literature summarized in Section 2.2.1, our insights enable researchers and practitioners to evaluate the trustworthiness of LLM experimental findings, particularly by investigating how differences in LLM and human behaviors might impact their findings. Furthermore, our study has significant implications for simulating socio-technical systems summarized in Section 2.2.2. By evaluating whether LLMs accurately simulate human behaviors, our results provide insights on the necessity and extent of explicitly defined behavioral rules in such simulations. Understanding the similarities and deviations of LLMs from human behavioral patterns is key to designing more accurate and reliable simulations. Thus, our research not only deepens the comprehension of LLMs’ social behaviors but also informs critical decisions in experimental and simulation methodologies, ensuring that LLMs are utilized effectively and accurately in both academic and practical applications.

3. Methods

Our investigation employs GPT-4 (OpenAI 2023), the model at the forefront of LLMs. In essence, GPT-4 generates text by predicting the next word (precisely, “token”, the representation of the words) in a sequence, given the words that precede it. The model takes as input the previous interactions between a user and itself, referred to as the “assistant,” and outputs what are known as “responses” to the user’s “prompts.” By inputting instructions akin to those in laboratory experiments, we observe how the model reacts based on the probability distribution of its word choices. The design allows for iterative interactions, akin to repeated games in experimental economics, enabling us to study complex decision-making processes over multiple rounds. To simulate multi-agent scenarios, we communicate the decisions of other agents to the model through user prompts, which allows the model to respond as though it were participating in a group decision-making process. The OpenAI API² facilitates our experiments, allowing us to conduct multiple trials with varied parameters systematically. We refer to the LLM agents simulated by GPT-4 as “GPT agents” in our study.

Up to this point, our experimental framework is similar to the experiment setup in Akata et al. (2023) and Brookins and DeBacker (2023), as well as the “Turing Experiment” in Aher et al. (2023).

² <https://openai.com/blog/openai-api>

We extend our experiment by analyzing the underlying drivers for their preferences, decisions, and behaviors. Our study provides several ways to analyze the mechanisms, including economic modeling, econometric analysis, and account analysis.

3.1. Temperature and Prompt Engineering

There are two important factors for working with generative AI models such as GPT-4: temperature and prompt engineering.

Temperature. The temperature in LLMs adjusts the model’s level of predictability. A temperature of 0 results in a deterministic output, with the model consistently selecting the most statistically likely next word.³ Higher temperatures introduce variability, simulating a more diverse response. For our core results, we set the temperature to 0 to ensure minimal variance, following [Gui and Toubia \(2023\)](#). The temperature of 0.3 serves as a robustness check.

Next, we discuss the specific design of prompt engineering in our study. Prompt engineering is an essential step to generate input to generative AI to see their model response. In our setting, prompts consist of both laboratory experiment instructions and some generate techniques that guide the model to produce more satisfactorical output. The later one is considered the essential part of prompt engineering.

Zero-shot Learning. In language models like GPT-4, zero-shot, one-shot, and few-shot learning refer to the model’s ability to perform tasks with no, one, or a few examples, respectively. These terms are particularly relevant in the context of prompt engineering, where the model is given instructions to complete tasks. For example, in one-shot or few-shot learning, a user’s request for the model to write a poem might be accompanied by one or a few example poems in the prompt. In contrast, zero-shot learning involves no such examples; the model responds based solely on its pre-trained knowledge. This setup differs from [Horton \(2023\)](#) which use one-shot learning to prompt LLM agents to behave in a certain way, e.g., GPT-3 used in this study were endowed with prompt such as: “*You only care about your own pay-off.*” Instead, we prompt with neutral instructions similar to human participants, following [Brookins and DeBacker \(2023\)](#), which is considered to be zero-shot.

In our study, we focus exclusively on zero-shot learning to analyze the natural behavior of large language model (LLM) agents without the influence of additional examples. This approach largely reduces the researchers’ degrees of freedom to manipulate the agents’ responses, allowing us to

³ In fact, even though the temperature is set to 0, GPT-4 interprets it as a very small but non-zero value; thus, slight variation may still exist, albeit very small.

observe their “factory settings” behavior—how they respond based on their initial training and any in-house alignment processes. Horton (2023) examined social preferences in GPT-3, an earlier version of GPT-4, focusing on one-shot learning by prompting users to adopt specific personalities, such as “fairness” or “selfishness” in their prompts. These prompts help generate the variation in human subjects’ responses for better replaceability of human subjects with LLM agents. Our study, however, aims to understand the inherent behavior of LLM agents in zero-shot scenarios, particularly in the context of economic games like social preference games, to compare how GPT agents’ behavior aligns with or diverges from human behavior in similar social interactions.

Step-by-step reasoning. In addition to zero-shot learning, incorporating step-by-step reasoning is another crucial aspect of our methodology. This step differs from studies like Brookins and DeBacker (2023), which explicitly stated that reasonings are not needed from LLMs. Recent research has demonstrated that language models can exhibit improved reasoning capabilities when explicitly prompted to reason step-by-step (Li et al. 2023b). For instance, Kiciman et al. (2023) found that requiring step-by-step reasoning enhances the causal reasoning abilities of language models. To integrate this approach, we append the following instruction to the end of our prompts: “You will need to first reason step-by-step, and then give your answer...” It is important to place this instruction before requesting the final decision to ensure that the model engages in the reasoning process prior to making a choice. This approach prevents the model from making a random decision and then retrospectively constructing a justification.

Another key benefit of this approach in our study is the ability to perform qualitative analysis of the agents’ decisions. The reasoning provided by the models can be viewed as accounts, akin to subject interviews or free-response questions in post-experiment surveys. Analyzing these accounts through text analysis enables us to understand the rationale behind the choices of large language model (LLM) agents and to identify the underlying mechanisms driving their behavior.

Template filling. To enhance efficiency and consistency in our study, we employ template filling, requiring the model to format its responses within a predefined template. This approach facilitates the automatic parsing and analysis of the model’s responses, ensuring clear separation and easy identification of the model’s reasoning and decisions. For instance, we instruct the model to encapsulate its reasoning within `<reason></reason>` tags, followed by its decision within `<answer></answer>` tags. Here, the model selects its decision from a set of provided options. For example, in a decision-making task involving prison’s dilemma, the model’s response might look like this: `<reason>Reasoning explaining the moral`

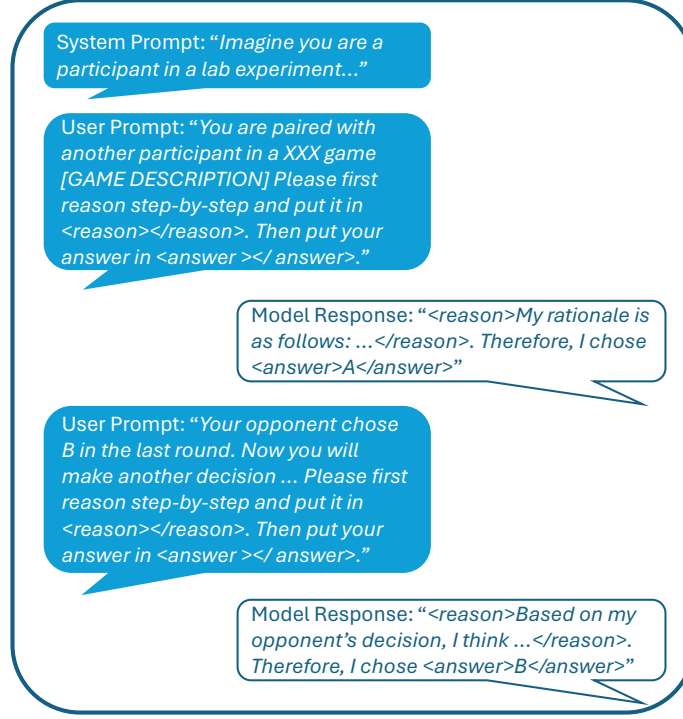


Figure 1 Illustration of our prompt engineering procedure for testing a single LLM agent’s preferences and decisions. The responses from LLM agents are incorporated into the user (experimenter’s) prompts.

considerations...</reason><answer>A</answer>. This structured approach not only streamlines the analysis process but also allows us to compare the model’s responses across different scenarios. While templates provide a consistent format for the model’s outputs, they are designed to accommodate varying lengths and complexities of reasoning, ensuring that the model’s full thought process is captured by the later analysis phase.

3.2. Procedure

Here we briefly illustrate our procedure of prompting GPT-4 for our experiments. Figure 1 provides an illustration.

1. **Initialization phase:** We first generate one or multiple LLM agents through separate conversations. Agents are instructed via prompts to understand the rules of their environment. Each agent interacts individually with us through separate conversations, mirroring laboratory experiments where participants are acquainted with their context. This is similar to laboratory experiment settings where participants are introduced to the context and setting they participate. Consistent with recent studies such as [Chen et al. \(2023\)](#), we input a system prompt “*imagine you are a participant in a laboratory experiment*” to ensure that the model attempts to emulate a lab participant rather than make judgements on lab instructions.

2. **Interaction phase:** Then we perform a specific game and ask each agent to make a decision simultaneously, such as whether to cooperate or update their own opinion. For multi-round scenarios (e.g., repeated games), decisions from previous rounds will be disclosed to other agents. As mentioned in our “step-by-step reasoning” subsection, it is critical to ask the agents to provide their reasoning. This is because (1) seeking explanations tends to make agent behavior more human-like and often makes their task performances more realistic; and (2) it aids in understanding the underlying reasoning, offering insights into the mechanisms at play.

3. **Decision analysis phase:** We next collect the responses, including all decisions and rationales. In addition to the main results such as whether GPT agents exhibit social preferences, we also adopt a diverse analytical approach to delve into the mechanisms underlying LLMs, including economic modeling, econometric analysis, and account summarization.

(a) Firstly, we utilized economic modeling, inspired by the framework developed in [Charness and Rabin \(2002\)](#), to explore the motivations behind GPT’s decisions, such as fairness, charity, or envy. This theoretical modeling is instrumental in extending the insights and revealing the underlying drivers beyond analyzing LLM behaviors alone. It also helps to understand whether an identified behavior hold beyond the study’s immediate parameters.

(b) Additionally, we integrated econometric analysis to quantify the dynamics and interactions among variables in our experiments. Employing statistical methods, we uncovered not only the primary interactions but also more nuanced influences shaping LLM behavior. For example, as detailed in Section 4.2.1, reveals that while GPT can exhibit group identity biases similar to humans and show charity or envy in certain contexts, these traits are not consistently observed when combined with group identity factors. This inconsistency underscores the complexity of LLM behavior, highlighting the importance of multifaceted research to unravel the underlying mechanisms.

(c) We use account ananlysis to elucidate LLMs’ decision-making processes. By examining the explanations LLMs provide for their actions, we gain insight into their cognitive-like processes and how these simulate human reasoning in intricate social and economic settings.

These three phrases collectively enhance our understanding of LLMs’ capabilities and limitations in replicating human-like behaviors within social-technical systems.

4. Results

We study three types of social behaviors, including social learning, social preference, and cooperation (indirect reciprocity).

4.1. Social learning

Social learning is the process by which individuals absorb knowledge from others’ viewpoints, choices, or behaviors to revise their own beliefs about a subject, potentially altering their actions in response (Acemoglu et al. 2011, Çelen et al. 2010, Çelen and Hyndman 2012, Leng et al. 2023a,b). This concept is pivotal in understanding phenomena such as social contagion, the intensification of political polarization, and the diffusion of misinformation. It highlights the impact that shared information has on personal and collective decision-making processes.

4.1.1. Experimental setup. Ball-drawing from urns is widely used in experimental economics to study social learning because it offers clear, quantifiable probabilities and a high degree of control over the experimental environment (Ellsberg 1961, Çelen and Hyndman 2012, Çelen et al. 2010). The method’s simplicity ensures that participant behavior is not influenced by external skills or knowledge, allowing for more accurate measurement of social learning processes. Additionally, the replicability of the urn experiments facilitates validation of results, while their abstract nature allows for versatile application across different social learning scenarios, such as information cascades and herding behavior. This approach also aligns well with theoretical models, offering analytical convenience for researchers examining how individuals update their beliefs in light of new information.

We adopt the laboratory experiment framework defined by Çelen and Hyndman (2012) to investigate whether LLM agents demonstrate social learning tendencies. An LLM agent might display a high degree of confidence, potentially disregarding the input of other agents or humans, especially if the latter is derived from noisy information. Conversely, a sophisticated LLM agent is expected to integrate such external information to refine their predictions.

Moreover, Çelen and Hyndman (2012) also probed how the costs associated with forming social networks influence learning outcomes, revealing a U-shaped correlation between the cost of network creation and prediction accuracy. They find the best outcome is when there is only a moderate cost of network formation.

The experimental procedure is as follows: Participants (LLM agents) are presented with two urns, one color A and one color B. Agents are to draw balls from an urn without knowing its color. They have an equal probability, $1/2$, of drawing from either the A or B urn. The A urn contains a majority of A balls ($2/3$) and the remainder B ($1/3$), while the B urn contains $2/3$ B balls and $1/3$ A balls.

Four agents participate (LLM agents) in each round of the game, and they take turns sequentially.

- The first agent draws a ball and is informed of its color but not the urn it came from. They must then guess the urn of origin. A sophisticated agent is expected to predict the urn correctly with a $2/3$ chance.
- The second agent undergoes the same process and is additionally given the option to form a link with the first agent, incurring a certain cost (though the cost could be zero). If a connection is made, they can see the first agent’s guess. The second agent then makes their guess.
- The third and fourth agents proceed similarly, drawing a ball, observing the color, and choosing whether to link with prior agents at a cost. If the agent being followed has previously formed links, the current agent may also see the guesses of those who were indirectly connected, thereby accessing these earlier guesses before making their own prediction.

We use computer simulations to randomize the color of the urn and balls. Following [Çelen and Hyndman \(2012\)](#), the benefit of guessing the urn correctly is 100 points (15 points=\$1). The cost of forming one link ranges from 0 to 20 but the best learning outcome is when the cost is about 4. We select the cost equal to 0, 4, and 8 respectively as illustration. We ran 100 replicates for each cost.

In this game, according to [Çelen and Hyndman \(2012\)](#), we have the following intuitions. First, when the cost is zero, rational subsequent agents are expected form links with all preceding agents to collect more signals. As subsequent agents collect more signals, if they exhibit social learning, they should exhibit improved prediction performance. Second, when the majority of previous agents’ guesses coincide with their own draw, it is more reasonable to trust their draw; however, when previous agents’ guesses do not match their own, the situation becomes less certain—a highly self-confident agent may dismiss the earlier agents’ guesses, whereas one with less confidence might follow the majority’s lead. Additionally, agents may engage in a form of Bayesian learning, weighing their own evidence against the consensus. Finally, the cost associated with forming links could result in fewer connections. Excessive costs may prevent any links from being formed, inhibiting any improvement in prediction accuracy. Conversely, a moderate cost could encourage agents to form links more strategically, leading to potentially greater prediction accuracy compared to a situation with no associated costs.

4.1.2. Experimental results. The primary outcomes of our study are presented below. We begin by examining the accuracy of agents in positions 1 through 4. As depicted in the left panel of Figure 2, in a no-cost environment where every participant has access to previous reports, we observe that agents acting later in the sequence exhibit increased accuracy in identifying the true

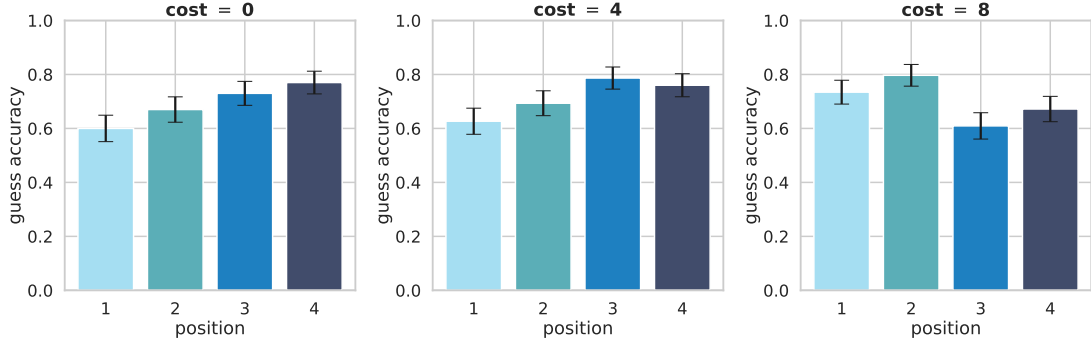


Figure 2 Bar plot presenting the relationship between the position in the social learning game and their guess accuracy in the no-cost networking environment. Error bars indicate standard errors of means for 100 replicates.

color of the urn. This improvement suggests the presence of social learning; in fact, each individual’s accuracy would be expected to be $2/3$ without any social learning. However, with the addition of information from others, we anticipate an uptick in accuracy.

With a costly network formation environment, we see that when the cost equals 4, the pattern is more or less similar to that of cost equal 0. However, when the cost increases to 8, the guess accuracy appears to decrease (right panel).

RESULT 4.1 (*Social learning*): *GPT agents exhibit social learning, i.e., they use other agents’ decisions to update their own beliefs.*

To better understand the patterns, we examine the probability of link formation in Figure 3. The heatmap reflects the probability of GPT agents at a certain position forming a link with other agents at an earlier position. In the left panel, we find that when the cost of forming a link is zero, all agents choose to form the link with the immediately preceding agent (with a probability of 1), which helps them observe all the guesses of all previous agents. Despite the zero cost to form links, forming links with non-immediate preceding agents does not reveal additional information and is thus not beneficial. It is therefore sensible to observe other non-diagonal probabilities in the left panel are smaller than 1.

However, when there is a cost to forming a link, the link formation probability is much lower. For example, when the cost is 4, the second agent will only form a link with a probability of 18%, which is sensible because most agents at position 2 would not change their mind even if they observe a different signal from agents at position 1. The fourth agent would have a higher chance (42%) of forming a link to the third and a smaller chance of forming a link to former ones. This

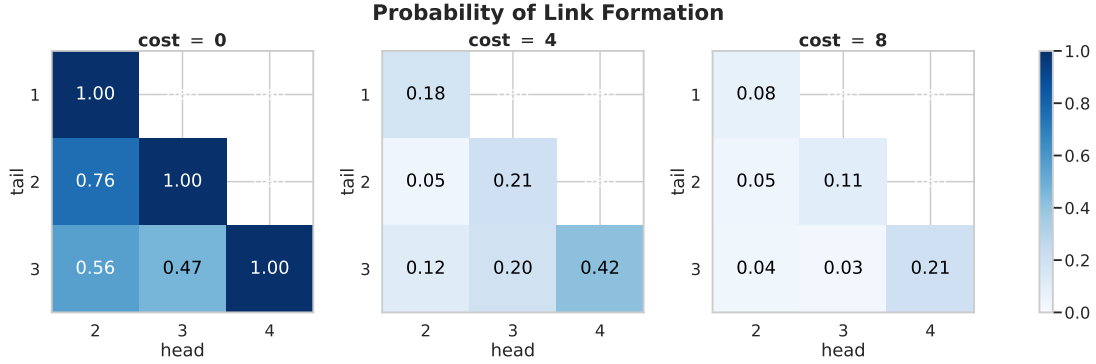


Figure 3 Probability of link formation from head \rightarrow tail given different cost scenarios.

could be because at that point, some third agents formed links with previous ones and forming a link with the third agents brings more informative signals. When the cost is even higher ($=8$), all probabilities of link formation are further reduced, which is expected as the additional cost of link formation may not be worth the benefit of additional information.

We proceed to investigate the decision-making rules of each agent. Specifically, we generate a heatmap to illustrate, based on the agent's position and the number of previous guesses differing from their own, the likelihood of the agent guessing the urn label that matches their drawn label. In Figure 4, which operates under the no-cost condition,⁴ the first and second agents are shown to solely rely on their own draw. The third agent gives some consideration to the opinions of predecessors: if there is one or no differing opinion, they often default to their own draw. When faced with two differing prior guesses, the third agent exhibits a 43% chance of sticking to their own draw. The fourth agent employs a similar logic: they tend to rely on their own draw, especially when the majority concurs, but are less likely to do so (12% chance) if all previous agents have reported a different color.

Finally, we examine the step-by-step reasoning provided by agents before concluding their answers. Utilizing GPT-4, we summarize the top five motivations discernible within these accounts:

- A) Private signal integrity: Preference for one's own draw over the decisions of others.
- B) Majority influence: The majority's decision heavily influences the individual's choice.
- C) Probability weighing: The perceived accuracy of one's own signal heavily informs the final guess.
- D) Bayesian reasoning: Adjusting one's belief in light of others' decisions and one's own initial signal.

⁴ We do this for the no-cost condition exclusively because this is the only condition where all agents are able to observe previous decisions as the result of link formation.

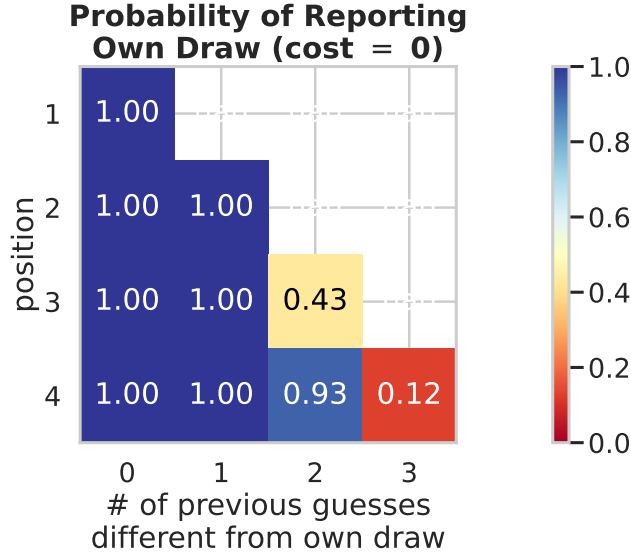


Figure 4 Heatmap showing probability that the guess is the same with the agent’s draw, given the agent’s position and the number of differing previous reports. We examine $\text{cost} = 0$ only in this figure as this is the only scenario where every agent can observe all previous guesses through link formation.

E) Independent assessment: A lack of consensus among prior reports reinforces reliance on one’s own draw.

Subsequently, we use the GPT-4 to categorize each agent’s rationale, treating the motivations as options in a multiple-choice question where multiple selections can be correct. We then represent the distribution of these motivations as follows in Figure 5 (the fourth agent only). We observe that probability weighing and Bayesian reasoning are the most frequent rationale of agents’ decisions. By contrast, fewer agents just trust their own signals or disregard prior reports if there is a lack of consensus.

RESULT 4.2 (*Rules for social learning*): *GPT agents are more likely to perform a probability weighing and Bayesian reasoning, as they adjust their own belief given others’ decisions but also give more weights on their own signals.*

We conclude this subsection by discussing the performance differences between GPT agents and humans in this social learning experiment. In Çelen and Hyndman (2012), the average earnings under the costs of 0, 4, and 8 are around 60 points for human subjects; by contrast, GPT agents demonstrate an average earning of approximately 70 across different cost settings. Further investigation reveals that under the no-cost setting, GPT agents strategically form links to visibilize all information they can observe from previous agents. When weighing their own signals against

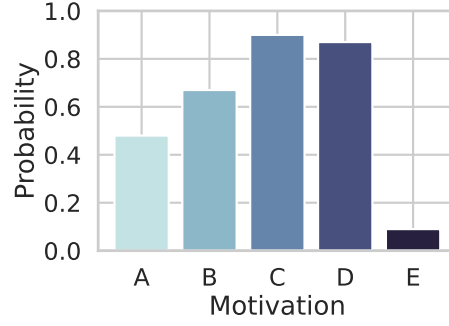


Figure 5 Probability of agents’ motivations categorized by the reasoning provided by agents during the social learning game.

others’, they exhibit reasonable judgment, though they slightly overemphasize their own signals. By contrast, humans show much lower link formation rates (e.g., the third agents form links with a probability of 74% in [Celen and Hyndman \(2012\)](#)), even under a no-cost setting where there is a clear benefit to forming a link.

Under conditions of costly link formation, the probability of link formation for GPT agents quickly decreases. This decrease is reasonable: for example, the second agents would not benefit from forming a link to the first agent as their opinion would not change even though the first agent reported a different guess; therefore a perfectly rational second agent should not form any links under a costly link formation condition (our GPT agents demonstrate 18% chance to form such a link). By contrast, human subjects in [Celen and Hyndman \(2012\)](#) exhibit much higher link formation probabilities (e.g., 33% for the second agents) under costly conditions, leading to poorer performance compared to GPT agents in our study. In summary, GPT agents outperform humans in the social learning games, probably by more strategically forming links which results in higher average earnings across different cost settings.

4.2. Social preferences

The recent behavioral economic literature shows the tendency of human to choose actions that do not solely optimize their self interest, but also consider the impact on *others’ payoffs* ([Charness and Rabin 2002](#)). This is referred to as “social preference”, which may include charity (caring about the welfare of others), envy (disliking the welfare of others), inequity aversion (disliking unequal distributions of outcomes), and social welfare maximization (caring about total welfare of all parties). Reciprocity (“scratch my back, and I’ll scratch yours”) is also considered to have an impact on social preference. Exploring how LLMs exhibit social preferences not only guides the

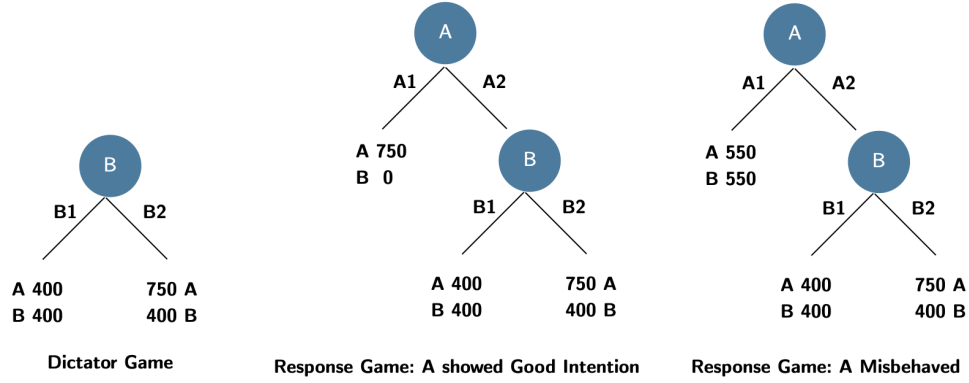


Figure 6 Examples of the dictator or response games used in the social preference experiments in [Charness and Rabin \(2002\)](#) and group identity experiments in [Chen and Li \(2009\)](#)

creation of ethical and socially conscious AI systems but also unveils the potential of using LLMs as tools for understanding human behavior, generating hypotheses, and conducting agent-based modeling.

We use laboratory experiment settings to understand GPT agents’ social preferences, with games including dictator games and response games. We follow the tests for social preferences used in [Charness and Rabin \(2002\)](#), which are dictator games and response games as illustrated in Figure 6⁵:

- **Dictator games:** In dictator games, as shown in the left panel in Figure 6, only B makes the decision that affects both A and B’s payoffs. In this example, both decisions B1 and B2 result in B receiving 400 points, but A will receive 750 points in B2, as opposed to the 400 points in B1. We consider a total of five such games by varying the specific payoffs (see Panel A in Table 2 for parameter setups).

- **Response games:** In response games, A needs to make a decision before B does. Although our analysis focuses primarily on B’s decision, understanding A’s options helps identify A’s intention and examine its impact on B’s social preference. We examine two types of response games: one where B makes a decision when A shows good intention and another when A misbehaves. The first type (good intention) helps us understand the impact of positive reciprocity on B’s social preferences. We consider a total of seven such games (see Panel B in Tables 2). For example, in the

⁵ We acknowledge that [Horton \(2023\)](#) also explored the capacity of LLMs, notably GPT-3, to demonstrate social preferences in response to certain prompts. The key difference between our study and that of [Horton \(2023\)](#) rests in our distinct research focus and experimental methodology. [Horton \(2023\)](#) sought to determine if LLMs can mimic human behavior when prompted with human-like characteristics. In contrast, our objective is to examine the innate characteristics of LLMs. Unlike their approach, which may have included specific instructions to prompt particular responses, our study employs a zero-shot learning framework. This approach enables us to investigate the *inherent* characteristics and preferences of LLMs without the influence of direct human input or guidance.

mid-panel of Figure 6, A acts with good intention by not choosing A1, where B would only obtain 0 points. By choosing A2, A delegates the decision to B, who can then receive at least 400 points, significantly more than what B would have received if A had chosen A1. Conversely, there are 10 games in Panel C of Tables 2 and the right panel of Figure 6 where B makes decisions when A misbehaves. By choosing A1, B can receive 550 points, while if A chooses A2, B can only receive 400 points in both options. The codes and instructions of all games are consistent with the design in [Charness and Rabin \(2002\)](#).

We also adopt the utility function on social preferences proposed by [Charness and Rabin \(2002\)](#), which not only accounts for self-interest but also factors in concern for others' payoffs.⁶

4.2.1. Distributional preferences. We investigate the mechanisms driving GPT agents' decisions using the model developed by [Charness and Rabin \(2002\)](#). An agent's utility function is a weighted average of their own and their opponent's payoffs. Let π_A and π_B be player A's and B's payoffs, respectively. Player B's preference is represented by the following utility function:

$$\begin{aligned} \pi_B > \pi_A : u_B(\pi_A, \pi_B) &= \underbrace{\rho}_{\text{charity}} \pi_A + (1 - \rho) \pi_B, \\ \pi_B < \pi_A : u_B(\pi_A, \pi_B) &= \underbrace{\sigma}_{\text{envy}} \pi_A + (1 - \sigma) \pi_B. \end{aligned} \tag{1}$$

The weight that B places on A's payoff is affected by whether A has misbehaved (i.e. choosing an option harmful to B). The parameter ρ measures B's charity when her payoff is higher than her match's (a larger ρ indicates more charity), while σ measures B's envy towards A when her payoff is lower than her match's (a smaller σ indicates more envy). Here, parameters ρ and σ allow for a range of different distributional preferences that rely solely on the outcomes.⁷

⁶ Variations of these models have been proposed by them: *Distributional preference* (or *Difference-aversion*) models suggest players are driven to minimize disparities between their own and others' payoffs; *social-welfare* models posit that individuals prefer to increase the overall social good, with a focus on aiding those with lower rewards; and *reciprocity* models propose that the motivation to impact others' rewards is contingent on the decisions of others.

⁷ The estimates on parameters ρ and σ can represent different theories on distribution preferences. Below are three classical models regarding distributional preferences:

- Competitive preferences: Player B always prefers to do as well as possible in comparison to A ($\sigma \leq \rho \leq 0$).
- Difference aversion (or equivalently, fairness): Agents prefer to minimize disparities between their own payoffs and those of other agents ($\sigma < 0 < \rho < 1$).
- Social welfare preference: Agents always prefer more for themselves and the other agent, but are more in favor of getting payoffs for themselves when they are behind than when they are ahead ($0 < \sigma \leq \rho \leq 1$).

Table 1 Distribution preferences: Maximum likelihood estimation for player B's decisions

Panel A:	Charity	Envy				
	ρ	σ				
No Group	0.3701	-0.0769				
Panel B:	Outgroup charity	Outgroup envy	Ingroup charity	Ingroup envy	Identity parameters	
	ρ_{out}	σ_{out}	ρ_{in}	σ_{in}	$a = \frac{\rho_{in} - \rho_{out}}{\rho_{out}}$	$b = \frac{\sigma_{in} - \sigma_{out}}{\sigma_{out}}$
Group	0.3271	-0.2181	0.6008	-0.0506	0.8369	-0.7679

Notes: Panel A reports estimates for the control sessions without identity, while Panel B reports estimates for treatment sessions with identity.

We then use GPT agents' experimental responses to estimate the parameters of interest in Eq. (4). Adopting the approach in [Charness and Rabin \(2002\)](#), we use the maximum likelihood estimation (MLE) on our binary-response data uses a logic specification:

$$\Pr(\text{action}_1) = \frac{e^{\gamma u(\text{action}_1)}}{e^{\gamma u(\text{action}_1)} + e^{\gamma u(\text{action}_2)}} \quad (2)$$

where the parameter γ reflects the sensitivity of the choices to utility differences. When γ approaches 0, this model is reduced to a random choice model with equal probability. When γ is arbitrarily large, then the probability of choosing the action with higher utility approaches one.

The MLE estimation results are presented in Panel A of Table 1 where $\rho = 0.3701$ and $\sigma = -0.0523$.

$$\begin{aligned} u_B(\pi_A, \pi_B) &= 0.3701\pi_A + 0.6299\pi_B, \text{ when } \pi_B > \pi_A; \\ u_B(\pi_A, \pi_B) &= -0.0769\pi_A + 1.0769\pi_B, \text{ when } \pi_B < \pi_A. \end{aligned} \quad (3)$$

RESULT 4.3 *GPT exhibit the following distribution preferences:*

- GPT agents are not purely self-interested;*
- GPT agents exhibit charity when their payoff exceeds that of the other agents;*
- GPT agents exhibit envy when their payoff exceeds that of the other agents.*

This result is consistent with the hypothesis that GPT agents exhibit charity when their payoff exceeds that of the other agent. They exhibit envy when their payoff exceeds that of the other agent. Comparing with the estimates in [Charness and Rabin \(2002\)](#), both magnitude of the charity and the envy parameters for GPT agents are larger, which were 0.423 and -0.014 in their study ran on human agents. The γ in our study is -0.0180, while the estimate in [Charness and Rabin \(2002\)](#) is 0.015. The log likelihood in our experiment is -185.23.

Effect of group identity on distributional preference. The concept of group identity, defined as an individual's sense of self derived from perceived membership in social groups, plays a pivotal role in understanding various phenomena across disciplines such as social psychology, sociology,

Table 2 Payoff structures and B's actions in dictator and response games

Game	Payoffs - A1	Payoffs - B1	Payoffs - B2	No-group: B1%	In-group: B1%	Out-group: B1%
<i>Panel A: Dictator Game</i>						
Dict 1	N/A	(400,400)	(750,400)	13.3%	20.0%	100.0%
Dict 2	N/A	(400,400)	(750,375)	93.3%	53.3%	93.3%
Dict 3	N/A	(300,600)	(700,500)	80.0%	0.0%	100.0%
Dict 4	N/A	(200,700)	(600,600)	20.0%	0.0%	40.0%
Dict 5	N/A	(0,800)	(400,400)	13.3%	6.7%	46.7%
<i>Panel B: Response Game where A Shows Good Intention</i>						
Resp 1a	(750,0)	(400,400)	(750,400)	53.3%	86.7%	100.0%
Resp 2a	(750,0)	(400,400)	(750,375)	100.0%	100.0%	100.0%
Resp 3	(750,100)	(300,600)	(700,500)	100.0%	66.7%	100.0%
Resp 4	(700,200)	(200,700)	(600,600)	100.0%	33.3%	80.0%
Resp 5a	(800,0)	(0,800)	(400,400)	80.0%	0.0%	60.0%
Resp 8	(725,0)	(400,400)	(750,375)	93.3%	93.3%	100.0%
Resp 9	(450,0)	(350,450)	(450,350)	100.0%	33.3%	100.0%
<i>Panel C: Response Game where A Misbehaves</i>						
Resp 12	(375,1000)	(400,400)	(250,350)	100.0%	100.0%	93.3%
Resp 13a	(750,750)	(800,200)	(0,0)	100.0%	100.0%	100.0%
Resp 13b	(750,750)	(800,200)	(0,50)	100.0%	100.0%	40.0%
Resp 13c	(750,750)	(800,200)	(0,100)	100.0%	100.0%	53.3%
Resp 13d	(750,750)	(800,200)	(0,150)	100.0%	100.0%	33.3%
Resp 1b	(550,550)	(400,400)	(750,400)	66.7%	40.0%	93.3%
Resp 2b	(550,550)	(400,400)	(750,375)	100.0%	80.0%	100.0%
Resp 5b	(0,800)	(0,800)	(400,400)	93.3%	20.0%	93.3%
Resp 6	(100,1000)	(75,125)	(125,125)	53.3%	0.0%	80.0%
Resp 7	(450,900)	(200,400)	(400,400)	13.3%	13.3%	66.7%

Notes: This table presents simulation results for various game setups within social preference and group identity experiments. The table is divided into three panels, each representing a different game with payoffs under the choice A1, B1, or B2. The percentages indicate the proportion of participants who chose option B1 in each game. The proportion of choosing B2 is intentionally omitted for space reason as it can be inferred from the complement of B1 ($\Pr(B2) = 1 - \Pr(B1)$).

anthropology, and political science. It is particularly instrumental in explaining ethnic and racial conflicts, discrimination, and the dynamics of political campaigns, as highlighted by Huddy (2001) and Simon and Klandermans (2001). Recognizing the profound impact of group identity theories on human behavior, we next investigate the influence of group identity on the social preferences of GPT agents, encompassing aspects such as distribution preferences, reciprocity, and behaviors aimed at social welfare maximization. We present the payoff structure of the dictator game and two groups of response games in panel A, B, and C in Table 2, depending on whether A acted with good intention or unfairly. Different from the previous section, we inform GPT agents with respect to whether they are interacting with an ingroup match or outgroup match, mirroring the experimental setup of Chen and Li (2009).

We start by analyzing the effect of group identity on distribution preferences of GPT agents, namely charity and envy. We adopt the mathematical model developed by Chen and Li (2009), which expands upon the classic social preference model detailed in Charness and Rabin (2002)

(referenced in in Eq. 4. This model incorporates group identity, allowing us to adjust the weight player B assigns to player A's payoff. This weight is as follows:

$$\begin{aligned}\pi_B > \pi_A : u_B(\pi_A, \pi_B) &= \rho_{\text{out}}(1 + Ia)\pi_A + (1 - \rho_{\text{out}}(1 + Ia))\pi_B, \\ \pi_B < \pi_A : u_B(\pi_A, \pi_B) &= \sigma_{\text{out}}(1 + Ib)\pi_A + (1 - \sigma_{\text{out}}(1 + Ib))\pi_B.\end{aligned}\tag{4}$$

where $I = 1$ if both players belong to the same group, and $I = 0$ otherwise. The parameters $a = (\rho_{\text{in}} - \rho_{\text{out}})/\rho_{\text{in}}$ and $b = (\sigma_{\text{in}} - \sigma_{\text{out}})/\sigma_{\text{in}}$ capture the additional ingroup effect for charity and envy respectively. Thus, when $I = 1$, $\rho_{\text{out}}(1 + Ia) = \rho_{\text{in}}$ and $\sigma_{\text{out}}(1 + Ib) = \sigma_{\text{in}}$ which capture the charity and envy toward ingroup members, respectively. By contrast, when $I = 0$, $\rho_{\text{out}}(1 + Ia) = \rho_{\text{out}}$ and $\sigma_{\text{out}}(1 + Ib) = \sigma_{\text{out}}$.

We report the results from MLE in panel B of Table 1, in which our log likelihood is -150.3162. The results are qualitatively consistent with the theory and the estimation results in [Chen and Li \(2009\)](#). We observe that GPT agent's charity is strongest towards an ingroup members, and is the weakest towards an outgroup match.

$$\text{GPT agents: } \rho_{\text{out}} = 0.327 < \rho = 0.370 < \rho_{\text{in}} = 0.601,\tag{5}$$

$$\text{Human agents (Chen and Li 2009): } \rho_{\text{out}} = 0.323 < \rho = 0.427 < \rho_{\text{in}} = 0.474.$$

We see that the charity for GPT agents across different types of group, and without group identity are stronger. In addition, we see that GPT agents are more sensitive towards group identity in charity in comparison with human agents. For example, the additional ingroup effect a is 0.467 for human agents, while GPT agents have stronger effect of $a = 0.8369$.

And for envy, we observe that all estimates are negative, meaning that if $\pi_A > \pi_B$, then the utility for the action decreases. We notice a trend where GPT agents demonstrate the highest envy towards out-group matches, and the lowest for in-group matches.

$$\text{GPT agents: } \sigma_{\text{out}} = -0.218 < \sigma = -0.077 < \sigma_{\text{in}} = -0.051,\tag{6}$$

$$\text{Human agents (Chen and Li 2009): } \sigma_{\text{out}} = -0.112 < \sigma = -0.049 < \sigma_{\text{in}} = -0.008.$$

We see that the envy for GPT agents toward outgroup members are stronger. Yet, the envy for no group and ingroup members are stronger for GPT agents. For ingroup, human demonstrate insignificant envy, yet the intensity for envy is strong for ingroup matches. In fact, human are more distinguishable for group identity, then for GPT agents. The additional ingroup effect b is -0.931 for human agents, while is weaker with a value of -0.768 for GPT agents.

RESULT 4.4 (*Group Identity and Distribution Preferences*): *GPT agents display higher levels of charity towards in-group members receiving lower payoffs and exhibit less envy towards them when they receive higher payoffs, compared to out-group members.*

4.2.2. Reciprocity. So far the discussion has not covered the effect of A’s alternative choice (A1) on B’s decision. In addition to distributional preference, the response games proposed by [Charness and Rabin \(2002\)](#) would help identify (direct) reciprocity through accounting for the alternative payoffs under A1, i.e. whether agents would behave differently when they realize the good or bad intentions of their matches. We first investigate how reciprocity affects GPT agents’ decisions, and then investigate how they moderate distributional preferences. We aim to discern the extent to which GPT agents engage in reciprocal behaviors, both positive reciprocity (rewarding A’s good intention) and negative reciprocity (punishing A’s misbehavior).

Building upon the experimental framework established by [Charness and Rabin \(2002\)](#), we examine scenarios wherein the choices available to agent B remain constant following varying actions by agent A. We present aggregated results to assess the relationship between agent A’s conduct and the subsequent choices made by agent B. Each subfigure in Figure 7 maintains a consistent payoff structure for agent B, whereas the payoffs under agent A’s alternative vary (in dictator games agent A does have choices but in response games payoffs under A1 are different).

We use three triples of games to discuss the impact of revealing agent A’s intentions.⁸ A particularly revealing instance is depicted in Figure 7a, where agent B must choose between payoffs of (400, 400) and (750, 400). Here, self-interest is not a factor, as agent B’s payoff is identical in both scenarios, B1 and B2. In the game scenario Resp 1a, agent A forgoes a payoff of (750, 0), demonstrating significant goodwill. One might anticipate agent B to select option B2 (750, 400) in response to this goodwill, at a rate no less than observed in the Dict 1 scenario. However, only approximately 20% of Agent Bs opted for the (750, 400) outcome, indicating a preference for fairness or difference aversion, when they lagged behind. In comparison, [Charness and Rabin \(2002\)](#) reported that 94% of human participants opted for (750, 400) in this scenario where A acted with good will. In Resp 1b where agent A misbehaved leading to lower payoff for agent B, B’s punishing likelihood is higher than that of Dict 1, demonstrating a tendency for punishing when A misbehaved. This substantial discrepancy highlights a potential deficiency in the GPT model’s ability to interpret and act upon positive reciprocity that are intuitively understood by humans.

Further analysis is conducted in Figure 7b, where agent B faces the decision to sacrifice 25 points to benefit agent A. This scenario, involving choices between (400, 400) and (750, 375), exhibits absence of positive reciprocity. This outcome aligns with expectations set by the previous game

⁸ Note that the three triples are the only ones that have both a dictator game, a response game with a good intention, and another response game with misbehavior.

(Figure 7c), where no agents in game Resp 2a chose the social-welfare-maximizing option (750,375), even fewer than in the Dict 2 scenario where agent A was not a factor. In Dict 2 and Resp 2a games, [Charness and Rabin \(2002\)](#) reported that human participants show a notable tendency to maximize social welfare, a behavior not consistently mirrored by GPT agents in our experiments, who rarely choose the (750, 375) option. In game Resp 2b, the likelihood of agents choosing to sacrifice for agent A’s benefit is almost negligible, which is similar to human behaviors in [Charness and Rabin \(2002\)](#). Overall, this suggests a reluctance to reward agent A’s positive actions and a tendency to penalize their negative actions.

The dynamics are further exemplified in Dict 5, Resp 5a, and Resp 5b games in Figure 7c, in which agent B chooses between self-interest [B1: (0, 800)] and fairness [B2: (400, 400)], with both options offering the same social welfare. In Resp 5a, GPT agent A exhibits goodwill by foregoing 800 points, thus preventing agent B from receiving nothing. Here, humans tend to reciprocate goodwill and are more forgiving of negative actions, whereas GPT agents show a stark preference for self-interest in Resp 5a. GPT agents’ rate of reciprocating goodwill in Resp 5a is significantly lower than in Dict 5 by about 20%, suggesting that the agents have a stronger inclination towards self-interest. GPT agents also show a pronounced punitive response in Resp 5b. These observations reveal a consistent pattern: GPT agents are less aligned with human-like reciprocal behaviors, particularly in scenarios requiring nuanced assessments of A’s intentions and B’s self-interest.

Note that GPT agents appear to lack consistency between dictator games and response games. In all panels in Figure 7, even under the same payoff structure given B’s choices, revealing a good intention may lead to less charitable behavior by agent B. We suspect that this could result from the limited reasoning ability of current LLMs to understand people’s intentions.

In summary, our findings suggest that GPT agents demonstrate complex reciprocity behaviors. They tend to exhibit negative reciprocity in response to negative actions more consistently than positive reciprocity in response to goodwill. We summarize the results as below:

RESULT 4.5 • *GPT agents demonstrate negative reciprocity, particularly in response to perceived misbehavior by other agents.*
 • *Conversely, these agents exhibit a limited tendency towards positive reciprocity.*

Effect of group identity on reciprocity. We next investigate how group identity affects the degree of reciprocity. We report fractions of on (positive or negative) reciprocity actions in Figure 8, aggregated by group type. Overall, this figure clearly shows that the GPT agents are more likely to

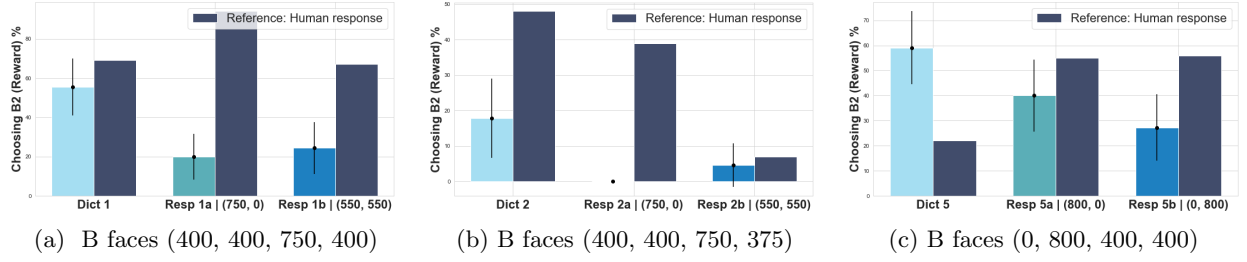


Figure 7 Examples for B's decisions in the same payoff structure considering different choices by A. Each figure displays three bars representing the outcomes of the dictator game (left bar), the response game with good intention (middle bar), and the response game with bad intention (right bar). The x-axis indicates the game type followed by the payoff structure under A1, with the first number indicating A's payoff, and the second number indicating B's payoff. The caption in each subplot describes the payoff structure faced by player B. For (a): If B chooses B1, both A and B receive 400. If B chooses B2, A receives 750, and B receives 400. For (b): If B chooses B1, both A and B receive 400. If B chooses B2, A receives 750, and B receives 375. For (c): If B chooses B1, A receives 0, and B receives 800. If B chooses B2, both A and B receive 400. The vertical bars correspond to 95% confidence intervals.

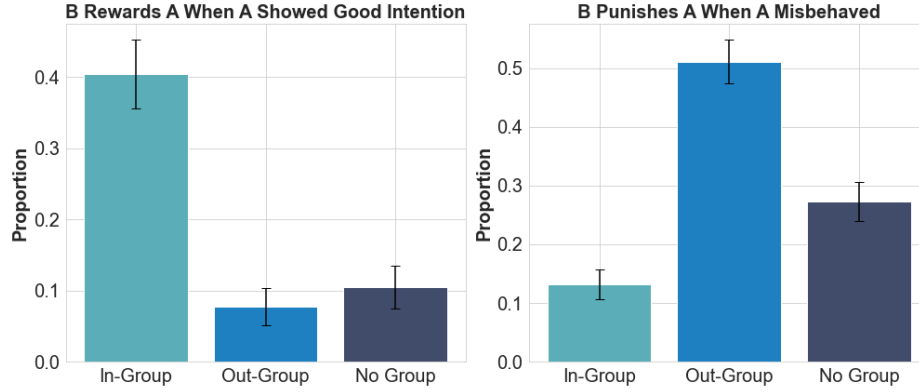


Figure 8 Results of using GPT-4 to simulate participants in the laboratory experiment by [Chen and Li \(2009\)](#). The games where A showed good intentions are shown in Panel (B) in Table 2. The games where A misbehaved are shown in Panel (C) in Table 2. The vertical bars correspond to the 95% confidence interval.

reward an ingroup member's behaviors showing good intentions but less likely to punish an ingroup member's misbehavior. This aligns with human behavioral patterns, where GPT agents put more weight on an ingroup match's payoff and are more altruistic toward an ingroup match. We observe that when A shows a good intention, GPT agents are likely to reward A for 40.38% ($\pm 4.83\%$) for an ingroup match, and only 40.38% ($\pm 4.83\%$) for an outgroup match. For the control group, GPT agents are likely to reward A for 16.36% ($\pm 2.89\%$). When A misbehaved, then the GPT agents are likely to punish A for 47.26% ($\pm 3.90\%$) for an outgroup match, and only 12.5% ($\pm 2.62\%$) for an ingroup match. For the control group, GPT agents are likely to reward A for 16.36% ($\pm 2.89\%$).

We present the determinants of positive reciprocity in Table 3, which suggest substantial group differences. In this regression, we consider ingroup, B’s cost to reward A (i.e., difference between B’s payoff in the two options), A’s benefit from B’s reciprocation (i.e., difference between A’s payoff in the two options), and B’s payoff lag in comparison with A, as well as their interactions with ingroup, as the explanatory variables. This table shows significant in-group bias, highlighted by the regression coefficient of 3.72 of rewarding in-group members in model (2). By contrast, in model (3), we observe a nuanced pattern in envy-driven behavior, suggesting that group affiliations significantly modulate responses to reward and punishment. This substantial preference indicates a strong inclination towards favoring entities perceived as similar or familiar, potentially mirroring patterns observed in the agents’ training data. Additionally, the role of envy in these interactions is quite pronounced. The agents show a decreased propensity to reward others with a growing payoff disparity, as evidenced by a 0.9 decrease in logit (i.e. log of the odds ratio) of the rewarding probability for every 100-token increase in the payoff gap for both groups in model (2). This suggests a competitive aspect in decision-making, where agents are less inclined to reward others if it heightens their relative disadvantage. In model (3), we find that this envy differs significantly by groups. The agents show a decreased propensity to reward others with a growing payoff disparity, as evidenced by an 8.3 and 0.7 decrease in the logit of rewarding probability for every 100-token increase in the payoff gap for outgroup and ingroup matches respectively. In these scenarios, feelings of envy seem subdued by the sense of belonging to the same group.

Our analysis on B’s punishing behavior, as presented in Table 4. This regression considers several key variables: the in-group status, the cost incurred by B to punish A (specifically, the difference in B’s payoff between the punishing and rewarding options), the extent of damage inflicted on A by B’s punitive action compared to an alternative course of action, and B’s relative payoff advantage over A in the context of the punitive behavior. Additionally, we explore the interactions of these variables with the in-group status. This result shows a marked ingroup bias in negative reciprocity, with regression coefficients of -2.736 and 5.206 of the logit of probability of administering punishment in model (2) and model (3). This suggests a bias towards protecting or favoring one’s own group, a behavior commonly observed in human social interactions. The independent variables we investigated include ingroup association, B’s cost of administering punishment, the consequent harm on A due to this punishment, and the resultant payoff disparity following the punishment. A 100-token increase in B’s cost reduces B’s logit of punishing probability by 0.7 for the no group version in model (2), and by 0.4 for outgroup, yet no significant effect for the ingroup.

Table 3 Logit regression: determinants of positive reciprocity

	<i>Dependent variable:</i>		
	B rewards A		
	(1)	(2)	(3)
ingroup		3.721*** (0.708)	15.989
B's cost to reward A	0.007* (0.004)	0.008** (0.003)	0.005 (0.003)
A's benefit from B's reciprocation	-0.004*** (0.001)	0.001 (0.002)	-0.033
B's payoff gap	0.008*** (0.002)	-0.009*** (0.003)	-0.083*** (0.004)
ingroup:B's cost to reward A			0.007 (0.005)
ingroup: A's benefit from B's reciprocation			0.036
ingroup: B's payoff gap			0.076*** (0.005)
Constant	-6.359*** (0.761)	-2.945*** (1.031)	-15.533
Observations	105	208	208
Log Likelihood	-32.542	-56.522	-54.743
Akaike Inf. Crit.	73.085	123.045	125.486

Note:

*p<0.1; **p<0.05; ***p<0.01

Furthermore, our findings suggest a correlation between the severity of punishment and the perceived harm to A. On average, a 100-token increase in harm to A elevates the logit of probability of punishment by 1.0. However, this effect varies across group lines, being more pronounced at 1.7 for in-group members in Model 3. This indicates a nuanced interplay where agents are more sensitive to harm inflicted upon in-group members. This effect is more pronounced for ingroup members in model (3), with an increase in the logit of punishment probability by 1.7, suggesting a more complex dynamic where the agents might be more sensitive to harm inflicted on ingroup members. Regarding the fairness concern, the findings show that agents are less likely to punish others when they are ahead in terms of payoff, with a reduction in the logit of punishment probability by 0.7. However, this reduction in the logit of punishment probability is reduced to 0.4 for the outgroup, as shown in model (3), which is consistent with rational behavior. However, for ingroup members, this reduction is even greater — 0.3. This discrepancy in behavior towards ingroup and outgroup

members again highlights the agents’ biases and suggests a departure from purely rational decision-making based on payoff dynamics alone.

RESULT 4.6 (*Reciprocity with respect to groups*): *The participant reciprocity preference is significantly different between ingroup and outgroup matches. Participants are more likely to reward an ingroup than an outgroup match for good behavior. They are significantly more forgiving towards misbehavior from an ingroup match compared to an outgroup match.*

In summary, our findings highlight the significance of ingroup biases on the behavior of LLMs, which surpass the group-identity bias observed in humans. This disparity may be attributed to the training corpus, where “same groups” are more frequently associated with positive appraisals and favoritism compared to “different groups.” This leads to a higher level of ingroup positive reciprocity and a lower level of outgroup positive reciprocity.⁹ Furthermore, although GPT agents display reciprocity, they do not entirely mirror the behavior of real-life individuals as observed in laboratory experiments. This discrepancy underscores the challenges in directly employing LLMs for agent-based modeling.

4.2.3. Social Welfare Maximization. Finally, we analyze how social welfare maximization (SWM) affects B’s decisions. Results in Figure 9 underscore the significant influence of group identity on SWM choices. Participants were notably more likely to make SWM decisions for in-group pairings (70.07% [$\pm 2.68\%$]) and significantly less likely for out-group pairings (33.11% [$\pm 2.73\%$]). As for the control group, 65.67% [$\pm 2.75\%$] of GPT agents are likely to opt for SWM choices. This trend is consistent with prior research on human subjects, as noted in studies by [Chen and Li \(2009\)](#), [Goette et al. \(2006\)](#), and [Eckel and Grossman \(2005\)](#), further validating the impact of group identity on cooperative behaviors.

RESULT 4.7 (*Social Welfare Maximization*): *GPT agents demonstrate a higher propensity for social welfare maximization (SWM) decisions when paired with in-group members, as opposed to out-group members. This tendency is particularly pronounced compared to sessions where group affiliations are not mentioned, exhibiting a marked increase in SWM choices for in-group pairings and a decrease for out-group pairings.*

⁹ Interestingly, [Hu et al. \(2023\)](#) examined simple phrases like “we are” (indicating ingroup) and “they are” (indicating outgroup) to demonstrate the presence of social identity effects. While their approach deviates from the standard minimal group paradigm, their analysis also points to the influence of training corpus differences related to social identities.

Table 4 Logit regression: determinants of negative reciprocity

	<i>Dependent variable:</i>		
	B punishes A		
	(1)	(2)	(3)
ingroup		−2.736*** (0.308)	−5.206*** (0.675)
B's cost to punish A	−0.008	−0.007*** (0.002)	−0.004* (0.002)
damage to A	0.010***	0.008*** (0.001)	0.005*** (0.001)
B's payoff ahead A	−0.004*	−0.007*** (0.001)	−0.004*** (0.001)
ingroup: B's cost to punish A			0.005 (0.010)
ingroup: damage to A			0.012*** (0.003)
ingroup:B's payoff ahead of A			0.001 (0.005)
Constant	−2.016* (1.031)	0.208 (0.246)	0.214 (0.248)
Observations	180	354	354
Log Likelihood	−42.958	−144.176	−136.270
Akaike Inf. Crit.	93.916	298.353	288.540

Note:

*p<0.1; **p<0.05; ***p<0.01

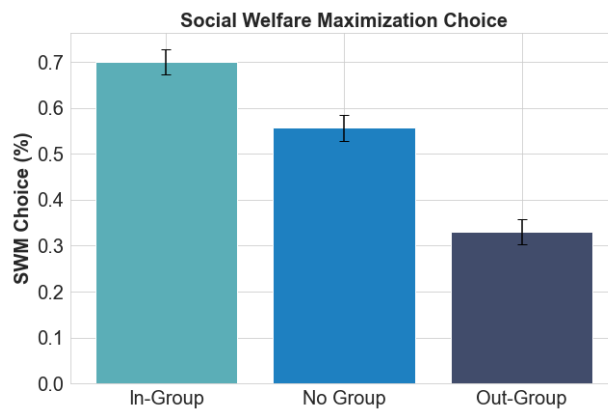


Figure 9 Results of using GPT-4 to simulate participants in the laboratory experiment by [Chen and Li \(2009\)](#).

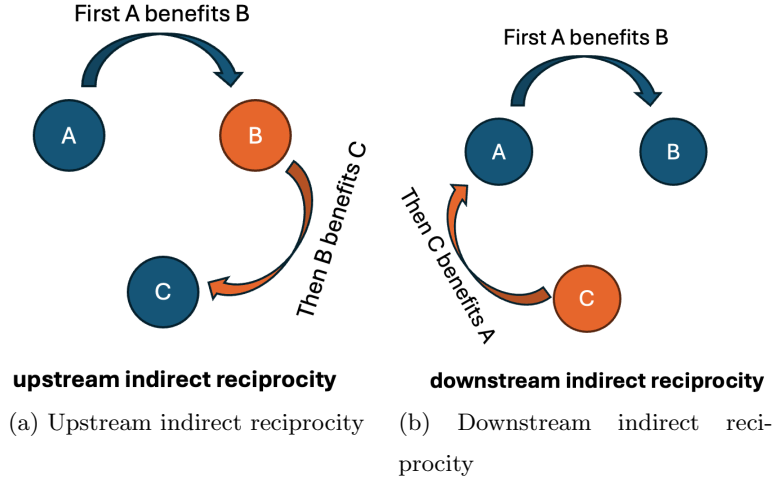


Figure 10 Illustration of indirect reciprocity

4.3. Evolution of Cooperation (Indirect Reciprocity)

Cooperation is the driving force in the evolutionary behaviors in the societies (Nowak and Sigmund 2005). The concept of indirect reciprocity is a fundamental element in cooperative behavior, extending beyond direct reciprocal altruism. Interestingly, human behavior tends to display a degree of altruism that exceeds evolutionary predictions, hinting at the role of indirect reciprocity mechanisms.

We study two types of indirect reciprocity for GPT agents, important cooperative behaviors manifested in the human societies, namely upstream indirect reciprocity and downstream indirect reciprocity. Upstream indirect reciprocity is characterized by the principle that “a person who has been at the receiving end of a donation may feel motivated to donate in turn.” Upstream indirect reciprocity means that a person who has been at the receiving end of a donation may feel motivated to donate in turn (Nowak and Roch 2007), the main driver of which is positive emotions (e.g., gratitude). A recent study discusses the pay it forward of gift giving behavior (Yuan et al. 2023). As shown in Figure 10a, we illustrate the decision of individual *B*. If *A* benefits *B*, then *B* is more likely to benefit a third party *C*. Downstream indirect reciprocity is the foundation for understanding reputation systems. It means that people who have helped in the past have a higher chance of receiving help. We illustrate downstream indirect reciprocity in Figure 10b, in which we focus on the decision-making of agent *C*. If *A* has a good reputation of benefiting others, then *C* is more likely to help *A*.

4.3.1. Upstream indirect reciprocity (pay-it-forward). We adopt the laboratory experimental design proposed by Dufwenberg et al. (2001), where the authors test both direct and

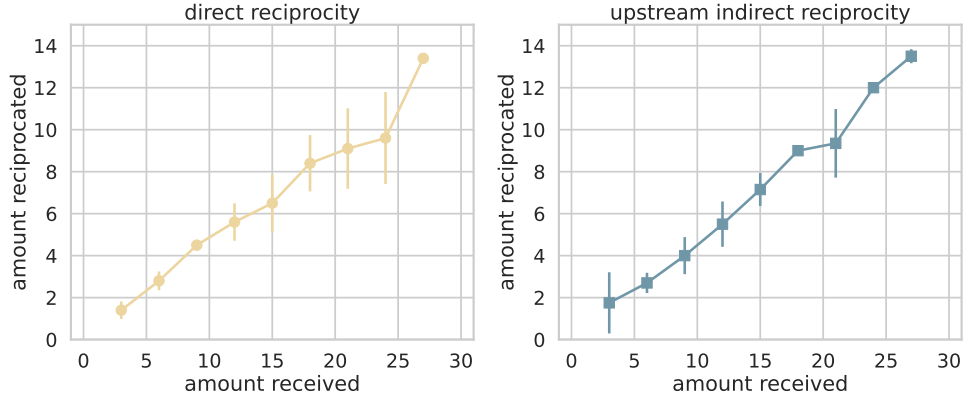


Figure 11 Results of the upstream indirect reciprocity experiment. These figures plot the relationship between the amount received by B or B' and the amount returned by them. Error bars represent the standard deviations of multiple replicates.

upstream indirect reciprocity. Briefly, in each session of the game, there are four participants (A, B, A', B'). In the direct reciprocity scenario, A (and A') are initially given 10 points each and can decide whether to donate a fraction of these 10 points. If they donate x points, B (B') receives an amplified $3x$ points. Then B (or B') decides whether to return a fraction of $3x$ to A (A'). In the upstream indirect reciprocity scenario, when B or B' makes their decision, B will instead interact with A' and B' with A. This design ensures that they do not have the opportunity for direct reciprocation, only indirect reciprocation to a third party. The theory of indirect reciprocity precludes the possibility of future interactions and maintains the anonymity of the participants, which we also reinforce in our experimental design.

The original experiment conducted by [Dufwenberg et al. \(2001\)](#) revealed that, typically, direct reciprocity led to a higher average of donations. Nonetheless, the difference in the amounts given due to indirect reciprocity was marginally less in comparison to direct reciprocity. In the context of the experiment, each point was equivalent to 8 New Israeli Shekels (NIS). Our study aims to replicate the choices of participant B or B', where the sums they receive are randomized and we investigate their propensity to reciprocate the amount.

The main results are presented in Figure 11. The slope of both panels in this figure is $\frac{1}{2}$, indicating that for every point received by the recipient, they return half of what they received. We find that there is no significant difference between direct reciprocity and upstream indirect reciprocity, although [Dufwenberg et al. \(2001\)](#) observed a small difference for human subjects.

Next, we examine the step-by-step reasoning provided by the agents before concluding their actions. Utilizing GPT-4, we summarize the top five motivations discernible within these accounts:

A. Trust and Reciprocity: Participants received points from student A, indicating trust. Many feel obliged to reciprocate this gesture to maintain a sense of fairness and show appreciation for the trust shown.

B. Financial Incentive: The points received convert to real monetary value at the end of the experiment. This creates a direct financial incentive to keep more points, balancing personal gain against the desire to reciprocate.

C. One-time Interaction: The lack of future interactions with student A means there are no long-term consequences or relationships to consider, influencing the decision towards personal gain since the actions will not affect future encounters.

D. Principle of Fairness: Many participants consider the principle of fairness, aiming to return some points as a fair response to student A’s initial generosity without disadvantaging themselves too much.

E. No Tripling on Return: Points sent back to student A are not tripled, which means sending back the same amount received would result in a net loss. This affects the decision on how many points to return, often leading to the decision to send only a portion of the received points back.

Subsequently, we prompt GPT-4 to classify the agents’ justifications in to the five options above, considering their motivations as potential answers in a multiple-choice framework where more than one option may be applicable. The prevalence of these motivations is depicted in Figure 12. Our analysis reveals a predominant adherence to two principles: trust/reciprocity and fairness. Agents consistently exhibit a reciprocal goodwill towards recipients, yet, influenced by a strong inclination towards equitable distribution, they tend to return on average half of the received amount, thereby ensuring fairness. This finding diverges from prior literature that emphasizes emotional drivers, particularly gratitude, as central to reciprocity (Nowak and Roch 2007, Gray et al. 2014). Such a discrepancy could stem from the model’s alignment phase, where fairness might have been heavily weighted by human contractors. This is consistent with our observations regarding social preferences, which indicates that a fair distribution is a significant motivator for the agents.

RESULT 4.8 (*Upstream indirect reciprocity*) *GPT agents exhibit upstream indirect reciprocity and the magnitude is similar to direct reciprocity. One main driver is the fairness concern.*

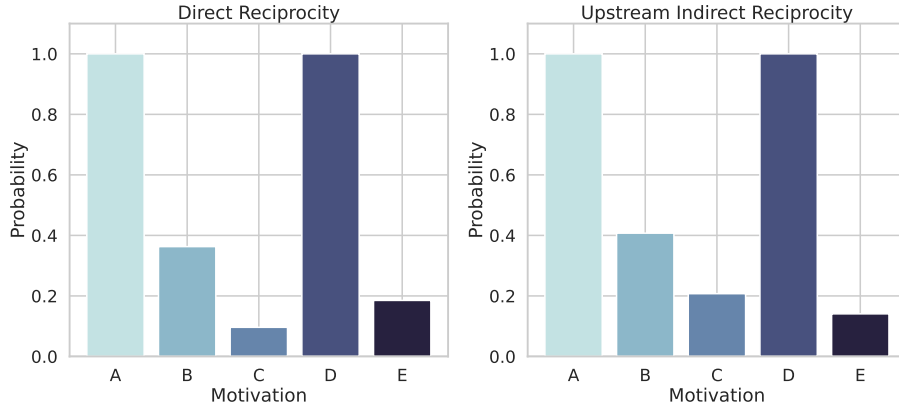


Figure 12 Distribution of agents’ motivations inferred from the reasoning provided during the upstream reciprocity game.

4.3.2. Downstream indirect reciprocity (reputation). Through laboratory experiments, [Wedekind and Milinski \(2000\)](#) observe that human behavior often exhibits altruism without the expectation of immediate reciprocation, challenging the conventional principles of evolutionary theories. A influential mechanism proposed is named “image scoring”, a process where an individual’s perception within a group significantly dictates their cooperative behavior, particularly in scenarios where direct reciprocity is not feasible. Image scoring involves the continuous evaluation and re-evaluation of an individual’s reputation and status, significantly impacting future social interactions.

In our study, we replicate the experimental setup of [Wedekind and Milinski \(2000\)](#) to investigate the presence of indirect reciprocity in LLM agents. We simulate the actions of 10 LLM agents within a controlled game environment. Each agent is allocated an initial endowment at the beginning of the game, each has an initial endowment of 4, 7, 13 Swiss Francs (SFr). Each game consists of six rounds, with participants alternating between the roles of “donor” and “receiver” for each round. In this setup, a donor’s decision to give results in the receiver obtaining 4 Swiss Francs (SFr) at a cost of varying costs, including costs of 1, 2, 3, 4. The GPT agents are anonymized, with the understanding that they will not encounter the same agents in subsequent interactions. This design facilitates an analysis of the dynamics of indirect reciprocity, particularly how the propensity to give or withhold resources is influenced by the perceived image and past actions of others within the group. We investigate seven different experimental conditions, each characterized by distinct initial endowments and donor costs.

RESULT 4.9 [*Downstream indirect reciprocity.*] *The receivers’ history of giving had a significant impact on the donors’ decision: the image score of the receivers who were given money was on average higher than the score of those who were not given money.*

To compute the image score, we awarded one point for each act of giving and subtracted one point for each instance of withholding. As illustrated in Figure 13, our analysis reveals a clear trend: the likelihood of receiving a donation increases with the receiver’s image score. Receivers with a neutral image score (0) have a 50% probability of receiving a donation. This likelihood escalates when the receiver’s history of giving exceeds their history of not giving, and the opposite is true as well. Moreover, we examined the detailed history of giving and withholding actions in Figure 13b, observing a direct relationship between the frequency of giving and the increased probability of receiving donations.

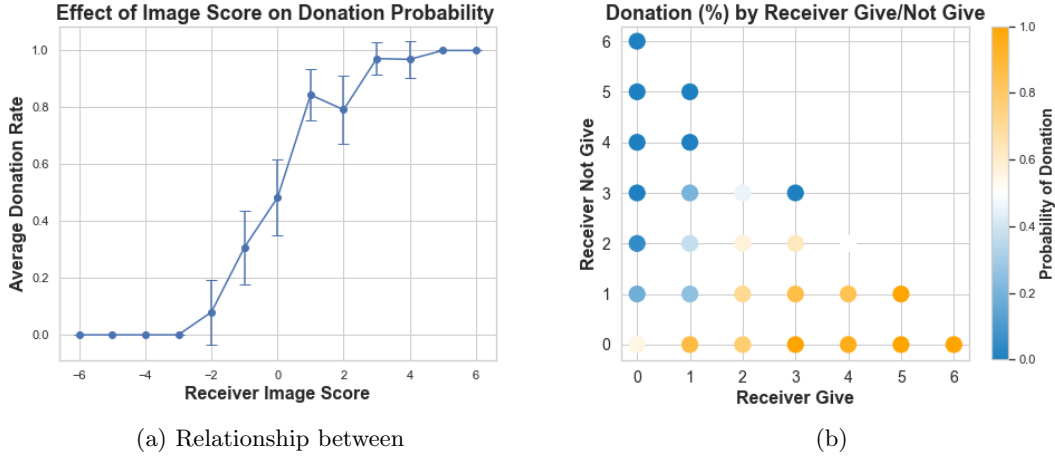


Figure 13 Image scoring promotes cooperative behavior in situations where indirect reciprocity is unlikely.

RESULT 4.10 [*Moderators for downstream indirect reciprocity.*] *Donors’ decision to give is rationale. This decision is negatively affected by their cost of giving and is positively affected by their initial endowment.*

Result 4.10 explores factors influential the agents’ likelihood to donate, focusing on their initial endowments and the associated costs of donating. Consistently, recipients benefit from a fixed amount of 4 SFr. The analysis reveals that when the cost of donating constitutes 25% or 50% of the receivers’ benefit, the likelihood of donation significantly exceeds 90%. However, as the cost rises to 75% of the benefit, the willingness to donate decreases to around 50%. When the cost is

equivalent to the benefit (4 SFr), the occurrence of donations drastically reduces. We also evaluated the impact of the donors’ initial endowments on their donation behavior, keeping the donation cost constant at 2 SFr and varying the initial endowments (4, 7, and 13 SFr). We observed that a higher initial endowment (13 SFr) leads to a nearly universal rate of donation in all rounds. Even with a reduced endowment of 7 SFr, the tendency to donate remains substantial. However, when the initial endowment is further lowered to 4 SFr, the probability of making a donation drops to 60%. These results are consistent with our intuition that when donation is less costly relative to the a person’s wealth, people are more likely to engage in prosocial behavior.

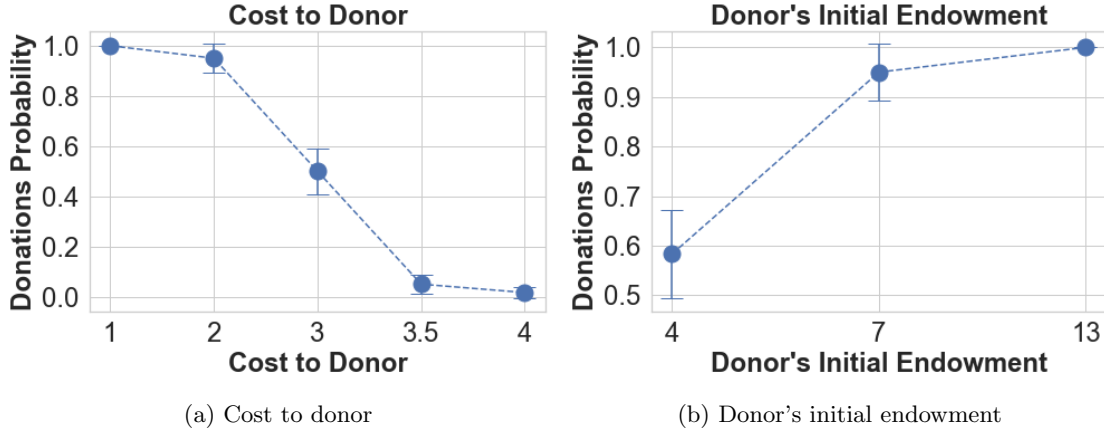


Figure 14 Impacts of (a) cost to donor and (b) donor’s initial endowments on downstream indirect reciprocity.

5. Discussion

We conducted a systematic examination on whether GPT-4 displays social behaviors typically studied in experimental economics. These include social preferences, group identity, two forms of indirect reciprocity (upstream and downstream), and social learning. Our findings suggest that GPT-4 appears to exhibit a range of human-like behaviors. For example, GPT agents show distributional and reciprocity preferences, with responsiveness to group identity cues. Moreover, GPT-4 engages in both downstream and upstream indirect reciprocity, which mirrors real-world reputational systems and “pay it forward” behaviors, respectively. Additionally, GPT-4 exhibits the ability for social learning, effectively combining its own signals with the actions it observes in others.

However, upon deeper investigation and detailed mechanism analysis, we observed nuanced differences in the motivations behind these behaviors in GPT agents compared to humans. For

instance, in our social preference experiments, while GPT agents do exhibit social preferences and reciprocity affects these preferences (similar to human subjects), there are distinct differences — GPT agents show a stronger bias towards in-group members than humans do, and they do not seem to demonstrate positive reciprocity. In the upstream indirect reciprocity experiment, unlike the existing literature which attributes emotions such as gratitude as the main driver for human subjects, our findings suggest that fairness concerns primarily motivate GPT agents. Lastly, in our social learning experiments, GPT agents displayed a more calculating approach through more network formation strategies, showing a better quantitative understanding of their decisions and a higher likelihood of making optimal choices than human subjects.

Our study contributes to the understanding of both the social aspects of LLMs and their potential applications in social science studies. First, comprehending social facets such as social preferences and cooperation is crucial for integrating LLMs into existing our human societies’ social framework. This understanding is instrumental in developing AI systems that are sophisticated, ethical, and socially cognizant. Our findings reveal that while GPT agents exhibit behaviors that are somewhat akin to humans, notable differences exist. The protocols we used to examine GPT-4 offer a framework for assessing the sociability of LLM agents.

Second, our study provides valuable insights for researchers considering the use of LLMs in fields including agent-based modeling or as a supplementary tool for hypothesis generation in social sciences. LLMs can act as a novel instrument for testing social theories or simulating behaviors in experimental settings. Nevertheless, the nuanced differences we observed between GPT agents and human subjects necessitate cautious implementation of these methods. For instance, researchers may need to meticulously tailor their prompts, incorporating specific sentences that reflect subtle personality traits, preferences, and mindsets to align more closely with human behaviors.

Our study opens several avenues for future research. First, [Goli and Singh \(2023\)](#) highlighted that GPT agents may demonstrate varied preferences or behaviors under different language contexts, potentially due to variations in the corpus across languages. Investigating the heterogeneity of our results across languages and employing multiple agents from diverse linguistic backgrounds could introduce variation in user preferences for agent-based modeling. Second, with the rapid evolution of LLMs, including the frequently updated GPT models, it would be insightful to compare the performance of different versions or models against our findings. Our framework and those canonical experiments we adopt are readily adaptable for such comparative analyses. Finally, while our study primarily centers on laboratory experiments, particularly canonical experiments for essential

social interactions, transitioning the experimental setup to more realistic field settings (e.g., pay-it-forward schemes in coffee purchases instead of imaginary laboratory experiment rewards) could further validate the robustness of our conclusions across contexts.

References

- Acemoglu D, Dahleh MA, Lobel I, Ozdaglar A (2011) Bayesian learning in social networks. *The Review of Economic Studies* 78(4):1201–1236.
- Aher GV, Arriaga RI, Kalai AT (2023) Using large language models to simulate multiple humans and replicate human subject studies. *International Conference on Machine Learning*, 337–371 (PMLR).
- Akata E, Schulz L, Coda-Forno J, Oh SJ, Bethge M, Schulz E (2023) Playing repeated games with large language models. *arXiv preprint arXiv:2305.16867* .
- Argyle LP, Busby EC, Fulda N, Gubler JR, Rytting C, Wingate D (2023) Out of one, many: Using language models to simulate human samples. *Political Analysis* 31(3):337–351.
- Baker WE, Bulkley N (2014) Paying it forward vs. rewarding reputation: Mechanisms of generalized reciprocity. *Organization science* 25(5):1493–1510.
- Binz M, Schulz E (2023) Using cognitive psychology to understand gpt-3. *Proceedings of the National Academy of Sciences* 120(6):e2218523120.
- Brand J, Israeli A, Ngwe D (2023) Using gpt for market research. *Available at SSRN 4395751* .
- Brookins P, DeBacker JM (2023) Playing games with gpt: What can we learn about a large language model from canonical strategic games? *Available at SSRN 4493398* .
- Brucks M, Toubia O (2023) Large language models are prone to methodological artifacts. *Available at SSRN 4484416* .
- Çelen B, Hyndman K (2012) Social learning through endogenous information acquisition: an experiment. *Management Science* 58(8):1525–1548.
- Çelen B, Kariv S, Schotter A (2010) An experimental test of advice and social learning. *Management Science* 56(10):1687–1701.
- Chang TA, Bergen BK (2023) Language model behavior: A comprehensive survey. *arXiv preprint arXiv:2303.11504* .
- Charness G, Rabin M (2002) Understanding social preferences with simple tests. *The quarterly journal of economics* 117(3):817–869.
- Chen Y, Li SX (2009) Group identity and social preferences. *American Economic Review* 99(1):431–457.
- Chen Y, Liu TX, Shan Y, Zhong S (2023) The emergence of economic rationality of gpt. *Proceedings of the National Academy of Sciences* 120(51):e2316205120, URL <http://dx.doi.org/10.1073/pnas.2316205120>.

-
- Chuang YS, Suresh S, Harlalka N, Goyal A, Hawkins R, Yang S, Shah D, Hu J, Rogers TT (2023) Evaluating llm agent group dynamics against human group dynamics: A case study on wisdom of partisan crowds. *arXiv preprint arXiv:2311.09665* .
- Demszky D, Yang D, Yeager DS, Bryan CJ, Clapper M, Chandhok S, Eichstaedt JC, Hecht C, Jamieson J, Johnson M, et al. (2023) Using large language models in psychology. *Nature Reviews Psychology* 1–14.
- Dufwenberg M, Gneezy U, Güth W, Van Damme E (2001) Direct vs indirect reciprocity: an experiment. *Homo oeconomicus* 18(1/2):19–30.
- Eckel CC, Grossman PJ (2005) Managing diversity by creating team identity. *Journal of Economic Behavior & Organization* 58(3):371–392.
- Ellsberg D (1961) Risk, ambiguity, and the savage axioms. *The quarterly journal of economics* 75(4):643–669.
- Gao C, Lan X, Lu Z, Mao J, Piao J, Wang H, Jin D, Li Y (2023) S3: Social-network simulation system with large language model-empowered agents. *arXiv preprint arXiv:2307.14984* .
- Goette L, Huffman D, Meier S (2006) The impact of group membership on cooperation and norm enforcement: Evidence using random assignment to real social groups. *American Economic Review* 96(2):212–216.
- Goli A, Singh A (2023) Language, time preferences, and consumer behavior: Evidence from large language models. *arXiv preprint arXiv:2305.02531* .
- Gray K, Ward AF, Norton MI (2014) Paying it forward: generalized reciprocity and the limits of generosity. *Journal of experimental psychology: General* 143(1):247.
- Griffin LD, Kleinberg B, Mozes M, Mai KT, Vau M, Caldwell M, Marvor-Parker A (2023) Susceptibility to influence of large language models. *arXiv preprint arXiv:2303.06074* .
- Gui G, Toubia O (2023) The emergence of economic rationality of gpt. *Available at SSRN* .
- Horton JJ (2023) Large language models as simulated economic agents: What can we learn from homo silicus? Technical report, National Bureau of Economic Research.
- Hu T, Kyrychenko Y, Rathje S, Collier N, van der Linden S, Roozenbeek J (2023) Generative language models exhibit social identity biases. *arXiv preprint arXiv:2310.15819* .
- Huddy L (2001) From social to political identity: A critical examination of social identity theory. *Political psychology* 22(1):127–156.
- Kiciman E, Ness R, Sharma A, Tan C (2023) Causal reasoning and large language models: Opening a new frontier for causality. *arXiv preprint arXiv:2305.00050* .
- Kim J, Lee B (2023) Ai-augmented surveys: Leveraging large language models for opinion prediction in nationally representative surveys. *arXiv preprint arXiv:2305.09620* .
- Leng Y, Dong X, Moro E, Pentland A (2023a) Long range effect of social influence via phone communication networks. *Information Systems Research* .

-
- Leng Y, Sowrirajan T, Zhai Y, Pentland A (2023b) Interpretable stochastic block influence model: measuring social influence among homophilous communities. *IEEE Transactions on Knowledge and Data Engineering* .
- Li P, Castelo N, Katona Z, Sarvary M (2023a) Language models for automated market research: A new way to generate perceptual maps. *Available at SSRN 4241291* .
- Li Y, Lin Z, Zhang S, Fu Q, Chen B, Lou JG, Chen W (2023b) Making language models better reasoners with step-aware verifier. *Proceedings of the 61st Annual Meeting of the Association for Computational Linguistics (Volume 1: Long Papers)*, 5315–5333.
- Li Y, Zhang Y, Sun L (2023c) Metaagents: Simulating interactions of human behaviors for llm-based task-oriented coordination via collaborative generative agents. *arXiv preprint arXiv:2310.06500* .
- Miotto M, Rossberg N, Kleinberg B (2022) Who is gpt-3? an exploration of personality, values and demographics. *arXiv preprint arXiv:2209.14338* .
- Mitchell M, Krakauer DC (2023) The debate over understanding in ai’s large language models. *Proceedings of the National Academy of Sciences* 120(13):e2215907120.
- Nowak MA (2006) Five rules for the evolution of cooperation. *science* 314(5805):1560–1563.
- Nowak MA, Roch S (2007) Upstream reciprocity and the evolution of gratitude. *Proceedings of the royal society B: Biological Sciences* 274(1610):605–610.
- Nowak MA, Sigmund K (2005) Evolution of indirect reciprocity. *Nature* 437(7063):1291–1298.
- OpenAI (2023) Gpt-4 technical report. *arXiv* 2303–08774.
- Park JS, O’Brien J, Cai CJ, Morris MR, Liang P, Bernstein MS (2023) Generative agents: Interactive simulacra of human behavior. *Proceedings of the 36th Annual ACM Symposium on User Interface Software and Technology*, 1–22.
- Pellert M, Lechner CM, Wagner C, Rammstedt B, Strohmaier M (2023) Ai psychometrics: Using psychometric inventories to obtain psychological profiles of large language models .
- Qiu L, Singh PV, Srinivasan K (2023) How much should we trust llm results for marketing research? *Available at SSRN 4526072* .
- Safdari M, Serapio-García G, Crepy C, Fitz S, Romero P, Sun L, Abdulhai M, Faust A, Matarić M (2023) Personality traits in large language models. *arXiv preprint arXiv:2307.00184* .
- Salewski L, Alaniz S, Rio-Torto I, Schulz E, Akata Z (2023) In-context impersonation reveals large language models’ strengths and biases. *arXiv preprint arXiv:2305.14930* .
- Simon B, Klandermans B (2001) Politicized collective identity: A social psychological analysis. *American psychologist* 56(4):319.

- Taori R, Gulrajani I, Zhang T, Dubois Y, Li X, Guestrin C, Liang P, Hashimoto TB (2023) Alpaca: A strong, replicable instruction-following model. *Stanford Center for Research on Foundation Models*. <https://crfm.stanford.edu/2023/03/13/alpaca.html> 3(6):7.
- Tjauatja L, Chen V, Wu ST, Talwalkar A, Neubig G (2023) Do llms exhibit human-like response biases? a case study in survey design. *arXiv preprint arXiv:2311.04076* .
- Touvron H, Martin L, Stone K, Albert P, Almahairi A, Babaei Y, Bashlykov N, Batra S, Bhargava P, Bhosale S, et al. (2023) Llama 2: Open foundation and fine-tuned chat models. *arXiv preprint arXiv:2307.09288* .
- Webb T, Holyoak KJ, Lu H (2023) Emergent analogical reasoning in large language models. *Nature Human Behaviour* 7(9):1526–1541.
- Wedekind C, Milinski M (2000) Cooperation through image scoring in humans. *Science* 288(5467):850–852.
- Wolf T, Debut L, Sanh V, Chaumond J, Delangue C, Moi A, Cistac P, Rault T, Louf R, Funtowicz M, et al. (2020) Transformers: State-of-the-art natural language processing. *Proceedings of the 2020 conference on empirical methods in natural language processing: system demonstrations*, 38–45.
- Yamagishi T, Kiyonari T (2000) The group as the container of generalized reciprocity. *Social psychology quarterly* 116–132.
- Yuan Y, Liu TX, Tan C, Chen Q, Pentland AS, Tang J (2023) Gift contagion in online groups: Evidence from virtual red packets. *Management Science* .