

Do LLM Agents Exhibit Social Behavior?

Yan Leng*

McCombs School of Business, The University of Texas at Austin, yan.leng@mcombs.utexas.edu

Yuan Yuan*

Daniels School of Business, Purdue University, yuanyuan@purdue.edu

The advances of Large Language Models (LLMs) are expanding their utility in both academic research and practical applications. Recent social science research has explored the use of these “black-box” LLM agents for simulating complex social systems and potentially substituting human subjects in experiments. Our study delves into this emerging domain, investigating the extent to which LLMs exhibit key social interaction principles, such as social learning, social preference, and cooperative behavior (indirect reciprocity), in their interactions with humans and other agents. We develop a framework for our study, wherein classical laboratory experiments involving human subjects are adapted to use LLM agents. This approach involves step-by-step reasoning that mirrors human cognitive processes and zero-shot learning to assess the innate preferences of LLMs. Our analysis of LLM agents’ behavior includes both the primary effects and an in-depth examination of the underlying mechanisms. Focusing on GPT-4, our analyses suggest that LLM agents appear to exhibit a range of human-like social behaviors such as distributional and reciprocity preferences, responsiveness to group identity cues, engagement in indirect reciprocity, and social learning capabilities. However, our analysis also reveals notable differences: LLMs demonstrate a pronounced fairness preference, weaker positive reciprocity, and a more calculating approach in social learning compared to humans. These insights indicate that while LLMs hold great promise for applications in social science research, such as in laboratory experiments and agent-based modeling, the subtle behavioral differences between LLM agents and humans warrant further investigation. Careful examination and development of protocols in evaluating the social behaviors of LLMs are necessary before directly applying these models to emulate human behavior.

Key words: large language models; laboratory experiments; social behaviors; social learning; social preference; cooperation

1. Introduction

The advent of generative artificial intelligence (GAI), particularly in the form of large language models (LLMs) like GPT-4¹ (OpenAI 2023) and LLaMA 2 (Touvron et al. 2023), marks a significant leap in technology’s capacity to emulate human behavior. This evolution expands the scope of AI

*These two authors contributed equally.

¹The acronym GPT stands for generative pre-trained transformer and represents a specific type of AI.

from traditional predictive analytics to complex simulations of human-like interactions in social and technical systems (Gao et al. 2023). The potential implications of such advancements are vast and multifaceted, opening new avenues in fields ranging from agent-based modeling to answering causal questions, which is central in modern social science studies.

In this paper, we explore the extent to which LLM agents, such as GPT-4, can exhibit social behaviors that are comparable to those of humans. If LLMs are capable of accurately mirroring human behavior in social contexts, they have the potential to revolutionize the methodology of social science research. There is an increasing interest in leveraging LLMs to substitute human subjects for the efficient and cost-effective elucidation of consumer preferences (Brand et al. 2023, Kim and Lee 2023, Gui and Toubia 2023, Li et al. 2023a, Goli and Singh 2023). Second, recent studies have highlighted the potential of LLMs in simulating complex social systems, which can be instrumental for policy simulations or strategy evaluations (Horton 2023, Park et al. 2023, Gao et al. 2023, Aher et al. 2023). Unlike traditional simulation models that rely on strictly pre-defined behavioral rules, LLM agents offer the possibility of simulating human behaviors in a more flexible and realistic manner.

However, the enthusiastic embrace of LLMs in various applications must be tempered with a critical understanding of the inherent characteristics and limitations of these black-box agents (Brucks and Toubia 2023). As LLMs take on more complex roles, from decision making in policy and business to influencing social dynamics, comprehending their operational and behavioral patterns becomes not just beneficial but essential (Mitchell and Krakauer 2023). Recent research in social sciences has started to investigate the behavioral, cognitive, and psychological capabilities of LLM agents. For example, studies have revealed that although LLMs excel in tasks like vignette-based decision making and model-based reinforcement learning, they exhibit limitations in directed exploration and causal reasoning (Binz and Schulz 2023). Other studies include analogical task comparisons between LLMs and human reasoners to show the model’s capacity for abstract pattern induction (Webb et al. 2023). In game-theoretic contexts, LLMs have been found to display behaviors ranging from rational decision making (Chen et al. 2023) to tendencies toward making fair decisions in the prisoner’s dilemma (Akata et al. 2023, Brookins and DeBacker 2023). Moreover, psychological assessments of GPT-3 have revealed its similarities to human participants in personality and values (Miotto et al. 2022, Pellert et al. 2023). Complementing this literature, we add a new dimension to understanding LLM social behaviors.

Overview of our study. Delving into the emerging domain of LLMs’ application to social science, our study aims to examine whether LLMs can display fundamental social behaviors, such as social learning, social preference, and indirect reciprocity. We seek to determine whether these

LLMs’ interactions are reflective of the fundamental social behaviors observed in human society. Understanding behaviors arising in interactions between LLM agents with humans or other LLM agents is essential for ongoing LLM research and its applications in the fields mentioned thus far — performing agent-based modeling and substituting human participants in surveys or experiments.

Drawing on the experimental and behavioral economics literature, our study implements canonical experiments, traditionally used to study human social behaviors, in the context of LLM interactions. By placing multiple LLM agents in scenarios that replicate these classic experiments, we aim to discern the extent to which LLMs exhibit social behaviors both akin to and different from humans. This approach not only tests the agents’ capabilities in these specific contexts but also provides insights into the broader applicability of LLMs in social science research. To systematically investigate these behaviors, we focus on several key principles widely observed in human societies and explore how they manifest in LLM agents:

- *Social learning*: We analyze the LLMs’ capacity for social learning, a fundamental aspect of social adaptability. This involves assessing whether LLM agents can integrate new information from their environment and adjust their responses, a process akin to social Bayesian learning (Acemoglu et al. 2011). This aspect of the study aims to understand how LLMs assimilate and respond to social information, as opposed to their own information.
- *Social preference*: We investigate whether LLM agents exhibit social preferences, such as acting in ways that benefit others at a personal cost (Charness and Rabin 2002). This focus includes examining direct reciprocity, fairness preferences, and social welfare maximization (SWM). In addition, we explore the effect of social group identity on these preferences, investigating whether LLMs demonstrate biases or preferences influenced by perceived group dynamics (Chen and Li 2009).
- *Cooperation and indirect reciprocity*: Another vital aspect of our research is exploring the concept of indirect reciprocity, a key element in the evolution of prosocial behavior (Nowak 2006). We examine whether LLM agents demonstrate “upstream” reciprocity (i.e., aiding someone, which leads to this individual’s helping a third party) and “downstream” reciprocity (i.e., aiding others to enhance one’s reputation and likelihood of receiving future assistance). Such behaviors in LLMs would be indicative of their ability to engage in complex social interactions beyond immediate reciprocal benefits, aligning with theories of generalized reciprocity (Yamagishi and Kiyonari 2000, Baker and Bulkley 2014).

Our contributions. Our study contributes to the literature in several ways:

- First, we discuss several social characteristics of LLMs that align with human characteristics:
 - (a) Our findings suggest that LLMs demonstrate a propensity for social learning, indicating that they are able to learn from human subjects or other LLM agents in uncertain environments.

Recognizing this ability is vital for developing AI-enabled systems that can effectively learn in real-world settings alongside humans and other AI agents.

(b) We observe that LLMs can exhibit human-like social preferences. This observation has implications for their deployment in environments where social interactions play a critical role. Our results also highlight the differences in LLM responses to in-group versus out-group members, which is crucial in understanding how LLMs might behave in diverse group settings.

(c) Our investigation shows that LLM agents display a tendency toward indirect reciprocity, which is considered to be fundamental in the evolution of cooperation in human societies. This finding suggests that LLMs may be suited for complex social-technical systems where such interactions are paramount.

- Second, our research highlights notable differences between LLMs and human behaviors. LLMs demonstrate a higher tendency to be concerned about fairness compared to humans, possibly influenced by model alignment techniques. Specifically, LLMs show reluctance to engage in positive reciprocity; they are less likely to reward others' cooperative actions than humans typically are. In contrast, LLMs exhibit a robust response to negative stimuli, showing a strong tendency to retaliate against actions they interpret as uncooperative or harmful. We also observe that LLM agents appear to be more calculating in the social learning experiment than humans — they form social networks in a more strategic way than humans do.

- Third, our study differentiates methodologically from the literature as a result of our contribution of a comprehensive four-step framework. The framework includes zero-shot learning, step-by-step reasoning, template filling for answers, and mechanism analysis. This approach not only mimics the human reasoning process by prioritizing step-by-step reasoning before providing answers but also places significant emphasis on mechanism analysis, which is crucial for better understanding the underlying determinants of LLMs' preferences, decisions, and behaviors. Our study provides several ways to analyze the mechanisms, including economic modeling, regression analysis, and account explanation and summarization (analogy to interview accounts).

2. Literature Review

In this section, we review two streams of literature on LLMs to which our work contributes: (1) analyzing the behavioral characteristics of LLMs, and (2) identifying the applications of LLMs in social simulations and in substituting for human subjects in surveys or experiments.

2.1. Analyzing the Behavioral Characteristics of LLMs

Recent advances in LLMs have prompted a series of studies exploring their cognitive, behavioral, and psychological capabilities. Binz and Schulz (2023) used cognitive psychology tools to evaluate GPT-3 (an early version of GPT-4 announced in 2020), revealing its impressive performance in tasks

like vignette-based decision-making, information search, and model-based reinforcement learning. However, they also noted GPT-3’s shortcomings in directed exploration and causal reasoning, suggesting that a nuanced understanding of LLMs’ capabilities is needed. In a similar vein, Webb et al. (2023) compared the abilities of human reasoners and GPT-3 in analogical tasks. Their findings showed GPT-3’s remarkable capacity for abstract pattern induction, often matching or surpassing human performance. This emergent ability to analogy problems was further affirmed in preliminary tests with GPT-4, indicating a progress in LLMs’ cognitive capabilities.

In the psychological domain, Miotto et al. (2022) conducted a unique psychological assessment of GPT-3, evaluating its personality, values, and self-reported demographics. They found that GPT-3 exhibits similarities to human participants in personality and values, especially when equipped with a memory of previous interactions. This study opens up new avenues for understanding the psychological dimensions of LLMs. Pellert et al. (2023) further delved into this psychological aspect, repurposing standard psychometric inventories to evaluate traits in LLMs. They posited that LLMs inadvertently acquire psychological characteristics from their training data, influencing their behavior in various applications. These studies have offered deeper insights into the non-cognitive characteristics exhibited by LLMs.

Exploring LLMs in game-theoretic contexts, Chen et al. (2023) focused on the economic rationality of LLMs. Their findings indicate GPTs’ largely rational decisions; they outperformed human subjects in rationality scores and exhibited consistent preferences. Continuing in this line, Akata et al. (2023) and Brookins and DeBacker (2023) investigated how GPT models behave when presented with the prisoner’s dilemma. Brookins and DeBacker (2023) reveal that GPT-3.5 tends toward fairness and cooperation, diverging from optimal strategies and displaying a greater inclination toward these traits than human participants. Akata et al. (2023) show that GPT-4 displayed a consistent pattern of unforgiving and selfish behavior in a repeated game setup. In addition to the prisoner’s dilemma, Akata et al. (2023) studied the Battle of the Sexes and found that GPT-4 struggles with the trade-off between its own and a partners’ preferences. Brookins and DeBacker (2023) studied a simple version of the dictator game and show that GPT-3.5 cares more about fairness than humans and less about self-interest. Aher et al. (2023) introduced Turing experiments to assess how well LLMs simulate human behaviors. Their findings show that LLMs can accurately replicate findings from several canonical games. However, they also identified a “hyper-accuracy distortion” in some models, meaning that larger and more aligned LLMs simulate human subjects that give inhumanly accurate answers.

Building on this literature, our research investigates a comprehensive understanding of LLMs’ social behaviors by exploring areas not extensively covered in existing literature — specifically, by exploring social learning, social preferences (considering social groups), and indirect reciprocity

in LLMs. We investigate these aspects in a range of game-theoretic scenarios, including both repeated and multi-agent interactions, to delve deeper into the nuanced social behaviors of GPT-4. Importantly, our study differentiates in that we conduct a series of mechanism analyses, including structural modeling and analysis of the accounts generated by LLMs when the LLM agents make their decisions in laboratory experiment contexts. These approaches help to unravel the intricacies of LLMs' preferences and decisions, thereby providing a richer and deeper understanding of their capabilities and limitations in social contexts.

2.2. Applications of LLMs in Academic Research and Replications of Experiments

2.2.1. Representing Human Preferences with LLMs. Recent research increasingly has focused on the ability of LLMs to replicate and predict human preferences and behaviors across various domains. Brand et al. (2023) and Kim and Lee (2023) both demonstrate the capacity of LLMs to align closely with human behaviors and preferences. Brand et al. (2023) show that GPT-3.5 responds to economic surveys in a manner consistent with established consumer behavior theories, including producing realistic estimates of the willingness-to-pay. Similarly, Kim and Lee (2023) develop a methodological framework that leverages LLMs to accurately predict individual responses to unasked survey questions, highlighting the potential of using LLMs in social science research. This line of research is complemented by the work of Argyle et al. (2023), which explores LLMs' ability to represent different subpopulations when provided with demographic information. Their work focuses on the fidelity of LLMs in predicting survey results, such as voting patterns based on demographic data. Safdari et al. (2023) showcased the synergistic potential of integrating LLMs with social surveys. They developed a novel framework for predicting individual responses to survey questions, demonstrating the remarkable predictive capabilities of a fine-tuned model (Taori et al. 2023). These studies underscore the complementary roles of LLMs and traditional surveys in social science research, while also highlighting the need to address ethical concerns.

Salewski et al. (2023) further expand on the versatility of LLMs by examining their capacity to assume various personas for context-specific tasks. Their findings reveal that LLMs can successfully mimic human-like developmental stages and expert knowledge in domain-specific tasks. This ability to impersonate different roles not only enhances LLMs' performance in specific tasks but also provides insights into their inherent biases.

Gui and Toubia (2023) offer different insights, introducing a critical perspective on the application of LLMs in economic simulations. They highlight the inherent challenge in interpreting causality in LLM-generated data, especially when contextual variables are not fully specified. This view underscores a fundamental issue in LLM experiments: Although variations in LLM prompts drive the responses, these variations may not exclusively reflect the experimenter's intended treatment, leading to potentially confounded results. Gui and Toubia (2023) emphasize the importance

of designing LLM simulations with precision to ensure that outcomes genuinely reflect the treatment in question and not other unspecified factors.

2.2.2. Simulating Social-Technical Systems. Recent studies leveraging LLMs have made significant strides in emulating complex human behaviors and social dynamics. Existing studies focus on creating simulated environments using LLMs. For example, Gao et al. (2023) developed the S3 system, an agent-based social network simulator. The system is intended to fine-tune LLMs to emulate human emotions, attitudes, and interaction, leading to the emergence of phenomena like the information diffusion and emotional contagion. Park et al. (2023) used LLM agents in an interactive sandbox environment to simulate autonomous social behaviors, such as organizing events and forming relationships. Extending this exploration, Li et al. (2023c) introduced a framework for developing collaborative generative agents using a simulated job fair. Emphasizing LLMs' capacity for coordination in complex scenarios, the work highlights the potential that LLMs have to collaborate effectively but also reveals the coordination challenges as complexity increases. Griffin et al. (2023) conducted studies to model psychological changes following exposure to influential content, testing the illusory truth effect and effects of populist framing in news reports. Their results indicate that LLMs can model some, but not all, psychological effects observed in humans; gaps remain across the full spectrum of human psychological responses. Adding another perspective, Chuang et al. (2023) investigated the application of LLMs in modeling human group dynamics, particularly in politically charged contexts. Their research into LLMs' role-playing as partisan personas reveals insights into the models' alignment with human behaviors and the effect of reasoning techniques on this alignment.

Despite the promise and the potential power of LLMs in the literature, recent work also highlights critical limitations of LLMs. Tjuatja et al. (2023) emphasize LLMs' sensitivity to the way prompts are worded, affecting their ability to approximate human opinions accurately. They note inconsistencies in LLMs' reflection of human-like response biases in survey questionnaires. Chang and Bergen (2023) synthesize studies on English language model behavior, underscoring the models' sensitivity to specific inputs and their propensity for errors and biases. Further, Qiu et al. (2023) find limitations in LLMs' accuracy for purposes of marketing research, noting discrepancies between GPT-3's responses and actual consumer behavior in real-world scenarios. This inaccuracy suggests a need for caution in using LLMs for marketing research and for predicting consumer preferences. The emerging understandings of LLMs, both in their promise and in their limitations, underscores the need for a nuanced approach in leveraging them to understand social-technical systems.

In summary, our study contributes to the fundamental understanding of the social behaviors of LLMs, particularly focusing on how they interact with humans and other LLM agents. To achieve

this contribution, we build on existing research and develop a framework that incorporates zero-shot learning, step-by-step reasoning, and mechanism analysis. This approach provides valuable insights into the innate characteristics of LLM agents, enabling researchers to better comprehend their behavioral nuances. Our framework thus contributes to a deeper understanding of the social behaviors of LLMs, highlighting areas where LLMs mirror or diverge from human behaviors. In relation to the literature summarized in Section 2.2.1, our insights enable researchers and practitioners to evaluate the trustworthiness of LLM experimental findings, particularly by investigating how differences in LLM behaviors and human behaviors might affect their findings. Furthermore, our study has significant implications for simulating socio-technical systems as summarized in Section 2.2.2. By evaluating whether LLMs accurately simulate human behaviors, our results provide insights into the necessity and extent of explicitly defined behavioral rules in such simulations. Understanding the similarities and deviations of LLMs from human behavioral patterns is key to designing more accurate and reliable simulations. Thus, our research not only deepens the comprehension of LLMs’ social behaviors but also informs critical decisions in experimental and simulation methodologies, ensuring that LLMs are used effectively and accurately in both academic and practical applications.

3. Methods

Our investigation employs GPT-4 (OpenAI 2023), the model at the forefront of LLMs. In essence, GPT-4 generates text by predicting the next word (more precisely, the “token”, or the representation of the words) in a sequence, given the words that precede it. The model takes as input the previous interactions between a user and itself, referred to as the “assistant,” and creates outputs called “responses” to the user’s “prompts.” After inputting instructions akin to those in laboratory experiments, we observe how the model reacts based on the probability distribution of its word choices. The design allows for iterative interactions, akin to repeated games in experimental economics, enabling us to study complex decision-making processes over multiple rounds. To simulate multi-agent scenarios, we communicate to the model the decisions of other agents through user prompts, which allows the model to respond as though it were participating in a group decision-making process. The OpenAI application programming interface (API)² facilitates our experiments, allowing us to systematically conduct multiple trials using varied parameters. We refer to the LLM agents simulated by GPT-4 as “GPT agents” in our study.

Up to this point, our experimental framework is similar to the experiment setup in Akata et al. (2023) and Brookins and DeBacker (2023), as well as to the Turing experiment in Aher et al. (2023). We extend our experiment by analyzing the underlying drivers for their preferences, decisions,

²<https://openai.com/blog/openai-api>

and behaviors. Our study provides several ways to analyze the mechanisms, including economic modeling, econometric analysis, and account analysis.

3.1. Temperature and Prompt Engineering

There are two important factors for working with generative AI models such as GPT-4: temperature and prompt engineering.

Temperature. The temperature in LLMs adjusts the model’s level of predictability. A temperature of 0 results in a deterministic output, with the model consistently selecting the most statistically likely next word.³ Higher temperatures introduce variability, simulating a more diverse response. For our core results, we primarily use the temperature to 0 to ensure minimal variance, following Gui and Toubia (2023), but we also performed a robustness check with the temperature set to 0.3, where the results remained consistent.

Prompt engineering. Prompt engineering is an essential step in generating the input to generative AI that determines the model response. In our setting, prompts are extracted from laboratory experiment instructions, with minor changes that guide the model to output deserved format.

Zero-shot Learning. In language models like GPT-4, zero-shot, one-shot, and few-shot learning refer to the model’s ability to perform tasks with no examples, one example, or a few examples, respectively. These terms are particularly relevant in the context of prompt engineering, where the model is given instructions to complete tasks. For example, in one-shot or few-shot learning, a user’s request for the model to write a poem might be accompanied by one or a few example poems in the prompt. In contrast, zero-shot learning involves no such examples; the model responds based solely on its pre-trained knowledge. This setup differs from the work of Horton (2023), in which one-shot learning is used to prompt LLM agents to behave in a certain way. For example, GPT-3 used in this study was given a prompt such as: “*You only care about your own pay-off.*” In contrast, we prompt with neutral instructions similar to human participants, following Brookins and DeBacker (2023); this approach is considered to be zero-shot.

In our study, we focus exclusively on zero-shot learning to analyze the natural behavior of LLM agents without the influence of additional examples. This approach largely reduces the researchers’ degrees of freedom to manipulate the agents’ responses, allowing us to observe their “factory settings” behavior — that is, how they respond based on their initial training and any in-house alignment processes. Horton (2023) examined social preferences in GPT-3, an earlier version of GPT-4, focusing on one-shot learning by prompting GPT agents to adopt specific personalities,

³ In fact, even though the temperature is set to 0, GPT-4 interprets it as a very small but non-zero value; thus, slight variation may still exist, albeit very small.

such as “fairness” or “selfishness,” in their prompts. These prompts helped to generate variation in the human subjects’ responses, working toward possibility of replacing human subjects with LLM agents in experimental studies. However, our study aims to understand the inherent behavior of LLM agents in zero-shot scenarios, particularly in the context of economic games like social preference games, so that we can compare how GPT agents’ behavior aligns with or diverges from human behavior in similar social interactions.

Step-by-step reasoning. Incorporating step-by-step reasoning is another crucial aspect of our prompt engineering. This step differs from studies like that of Brookins and DeBacker (2023), which explicitly stated that reasoning is not needed from LLMs. Recent research has demonstrated that language models can exhibit improved reasoning capabilities when they explicitly are prompted to reason step by step (Wei et al. 2022, Goli and Singh 2023, Li et al. 2023b). For instance, Kiciman et al. (2023) found that requiring step-by-step reasoning enhances the causal reasoning abilities of language models. To integrate this approach, we append the following instruction to the end of our prompts: “*You will need to first reason step-by-step, and then give your answer...*” Placing this instruction before requesting the final decision is important to ensure that the model engages in the reasoning process prior to making a choice. This approach prevents the model from making a random decision and then retrospectively constructing a justification.

Another key benefit of this approach in our study is the ability to perform qualitative analysis of the agents’ decisions. The reasoning provided by the models can be viewed as accounts, akin to subject interviews or free-response questions in post-experiment surveys. Using text analysis to analyze these accounts enables us to understand the rationale behind the choices of LLM agents and to identify the underlying mechanisms driving their behavior.

Template filling. To enhance efficiency and consistency in our study, we use template filling, requiring the model to format its responses according to a predefined template. This approach facilitates the automatic parsing and analysis of the model’s responses, ensuring clear separation and easy identification of the model’s reasoning and decisions. For instance, we instruct the model to encapsulate its reasoning within `<reason></reason>` tags, followed by its decision within `<answer></answer>` tags. Here, the model selects its decision from a set of options provided. For example, in a decision-making task involving the prisoner’s dilemma, the model’s response might look like this: `<reason>Reasoning explaining the moral considerations...</reason><answer>A</answer>`. This structured approach not only streamlines the analysis process but also allows us to compare the model’s responses across different scenarios. The templates provide a consistent format for the model’s outputs while also accommodating varying lengths and complexities of reasoning, thus ensuring that the model’s full reasoning and decision process is captured for the later analysis phase.



Figure 1 Illustration of our prompt engineering procedure for testing a single LLM agent’s preferences and decisions. The responses from LLM agents are incorporated into the user’s (experimenter’s) prompts.

3.2. Procedure

Here, we briefly illustrate the procedure we used for prompting GPT-4 for our experiments. Figure 1 provides an illustration.

A. Initialization phase: We first generate one or multiple LLM agents through separate conversations. Agents are instructed via prompts to understand the rules of their environment. Each agent interacts individually with us through separate conversations, mirroring laboratory experiments where participants are introduced to the context and setting that they participate in. Consistent with recent studies, such as in Chen et al. (2023), we input a system prompt “*imagine you are a participant in a laboratory experiment*” to ensure that the model tries to emulate a lab participant rather than making judgments about lab instructions.

B. Interaction phase: After the initialization phase, we perform a specific game and ask each agent to make a decision simultaneously, such as whether to cooperate or update its own opinion. For multi-round scenarios (e.g., repeated games), decisions from previous rounds are disclosed to other agents. Our “step-by-step reasoning” requirement, asking the agents to provide their reasoning, is critical for two reasons: (1) seeking explanations tends to make agents’ behavior more human-like and often makes their task performances more realistic; and (2) understanding the underlying reasoning offers insights into the mechanisms at play.

C. Decision analysis phase: In the decision analysis phase, we collect the responses, including all decisions and rationales. In addition to the main results, such as whether GPT agents exhibit

social preferences, we also adopt a diverse analytical approach to delve into the mechanisms underlying LLMs, including economic modeling, econometric analysis, and account summarization.

(a) First, we used economic modeling, inspired by the framework developed in Charness and Rabin (2002), to explore the motivations behind GPT’s decisions, such as fairness, charity, or envy. This theoretical modeling is instrumental in extending the insights and revealing the underlying drivers, beyond analyzing LLM behaviors alone. It also helps to understand whether an identified behavior holds, beyond the study’s immediate parameters.

(b) In addition, we integrated econometric analysis to quantify the dynamics and interactions among variables in our experiments. Employing statistical methods, we uncovered not only the primary interactions but also more nuanced influences shaping LLM behavior. For example, as we describe in Section 4.2.1, GPT can exhibit group identity biases similar to humans and show charity or envy in certain contexts, but these traits are not consistently observed when combined with group identity factors. This inconsistency underscores the complexity of LLM behavior, highlighting the importance of multifaceted research to unravel the underlying mechanisms.

(c) We use account analysis to elucidate LLMs’ decision-making processes. By examining the explanations that LLMs provide for their actions, we gain insight into their cognitive-like processes and how these processes simulate human reasoning in intricate social and economic settings.

These three phases collectively enhance our understanding of LLMs’ capabilities and limitations in replicating human-like behaviors in social-technical systems.

4. Results

We study three types of social behaviors: social learning, social preference, and cooperation (indirect reciprocity).

4.1. Social learning

Social learning is the process by which individuals absorb knowledge from others’ viewpoints, choices, or behaviors to revise their own beliefs about a subject, potentially altering their actions in response (Acemoglu et al. 2011, Çelen et al. 2010, Çelen and Hyndman 2012, Leng et al. 2023a,b). This concept is pivotal in understanding phenomena, such as social contagion, the intensification of political polarization, and the diffusion of misinformation. It highlights the effect that shared information has on personal and collective decision-making processes.

4.1.1. Experiment setup. Ball-drawing from urns is widely used in experimental economics to study social learning because it offers clear, quantifiable probabilities and a high degree of control over the experimental environment (Ellsberg 1961, Çelen et al. 2010, Çelen and Hyndman 2012). The method’s simplicity ensures that participant behavior is not influenced by external

skills or knowledge, allowing for a more accurate measure of social learning processes. In addition, the replicability of the urn experiment facilitates the validation of results, while the abstract nature allows for versatile application across different social learning scenarios, such as information cascades and herding behavior. This approach also aligns well with theoretical models, offering analytical convenience for researchers as they examine how individuals update their beliefs in light of new information.

We adopt the laboratory experiment framework defined by Çelen and Hyndman (2012) to investigate whether LLM agents demonstrate social learning tendencies. An LLM agent might display a high degree of confidence, potentially disregarding the input of other agents or humans — especially if the latter is derived from noisy information. Conversely, a sophisticated LLM agent is expected to integrate such external information to refine its predictions.

Moreover, Çelen and Hyndman (2012) also probed how the costs associated with forming social networks influence learning outcomes, revealing a U-shaped correlation between the cost of network creation and prediction accuracy. They find the best outcome is when network formation incurs only a moderate cost.

The experiment’s procedure is as follows: Participants (LLM agents) are presented with two urns, one color A and one color B. Agents are to draw balls from an urn without knowing the color of the urn. However, they know the label (color) of the ball they draw. They have an equal probability, $1/2$, of drawing from either the A urn or the B urn. Two-thirds of the balls in the A urn are A balls and one-third are B balls, while the opposite is true in the B urn: Two-thirds are B balls and one-third is A balls.

Four agents (LLM agents) participate in each round of the game, and they take turns sequentially.

- The first agent draws a ball and is informed of its color but not the urn it came from. It must then guess the urn of origin. A sophisticated agent is expected to predict the urn correctly with a $2/3$ chance.
- The second agent undertakes the same process and also is given the option to form a link with the first agent, incurring a certain cost (although the cost could be zero). If a connection is made, the second agent can see the first agent’s urn guess. The second agent then makes a guess.
- The third and fourth agents proceed similarly: drawing a ball, observing the color, and choosing whether to link with prior agents at a cost. If any of the previous agents have formed links, the current agent can also see the guesses of the other agents to whom it is indirectly connected, thereby accessing these earlier guesses before making its own prediction.

We use computer simulations to randomize the color of the urn and the balls. Following Çelen and Hyndman (2012), we set the benefit of guessing the urn correctly at 100 points (15 points=\$1).

The cost of forming one link ranges from 0 to 20, but the best learning outcome is when the cost is about 4. We set the cost equal to 0, 4, and 8 as illustration. We ran 100 replications for each cost.

In this game, according to Çelen and Hyndman (2012), we have the following intuitions. First, when the cost is zero, rational subsequent agents are expected to form links with all preceding agents to collect more signals. As subsequent agents collect more signals, they should exhibit improved prediction performance as an indication of social learning. Second, when the majority of previous agents' guesses coincide with their own draw, it is more reasonable to trust their draw; however, when most previous agents' guesses do not match their own draw, the situation becomes less certain. A highly self-confident agent may dismiss the earlier agents' guesses, whereas one with less confidence might follow the majority's lead. In addition, agents may engage in a form of Bayesian learning, weighing their own evidence against the consensus. Finally, the cost associated with forming links could result in fewer connections. Excessive costs may prevent any links from being formed, inhibiting any improvement in prediction accuracy. Conversely, a moderate cost could encourage agents to form links more strategically, leading to potentially greater prediction accuracy compared to a situation with no associated costs.

4.1.2. Experiment results. We present the primary outcomes of our study in this section. We begin by examining the accuracy of agents in positions 1 through 4. As depicted in the left panel of Figure 2, in a no-cost environment where every participant has zero cost to access to previous reports, we observe that agents acting later in the sequence exhibit increased accuracy in identifying the true color of the urn. This improvement suggests the presence of social learning; in fact, each agent's accuracy would be expected to be $2/3$ without any social learning. However, with the addition of information from others, we anticipate an uptick in accuracy.

In the middle and right panels of Figure 2, we see the results when costs increase. When the cost equals 4, the pattern is more or less similar to that of the left panel, where the cost equals 0. However, when the cost increases to 8 (in the right panel), the guess accuracy appears to decrease.

RESULT 1. (Social Learning) GPT agents exhibit social learning — that is, they use other agents' decisions to update their own beliefs.

To offer a better understanding of the mechanisms, we present the probability of link formation in Figure 3. The heatmap reflects the probability that GPT agents at a certain position will form a link with other agents at an earlier position. In the left panel, we find that when the cost of forming a link is zero, all agents choose to form the link with the immediately preceding agent (with a probability of 1), which helps them to observe all the guesses of all previous agents. Despite the zero cost of forming links, doing so with non-immediate preceding agents does not reveal additional

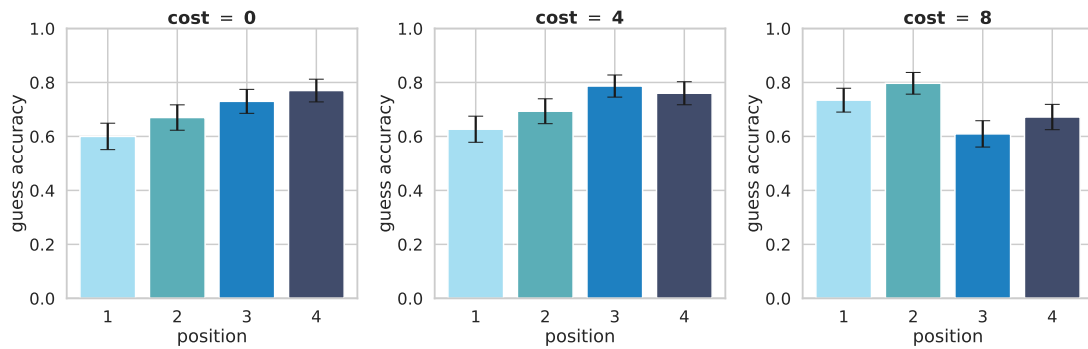


Figure 2 Bar plot presenting the relationship between the position in the social learning game and guess accuracy in different cost networking environments. Error bars indicate the standard errors of the mean for 100 replications.

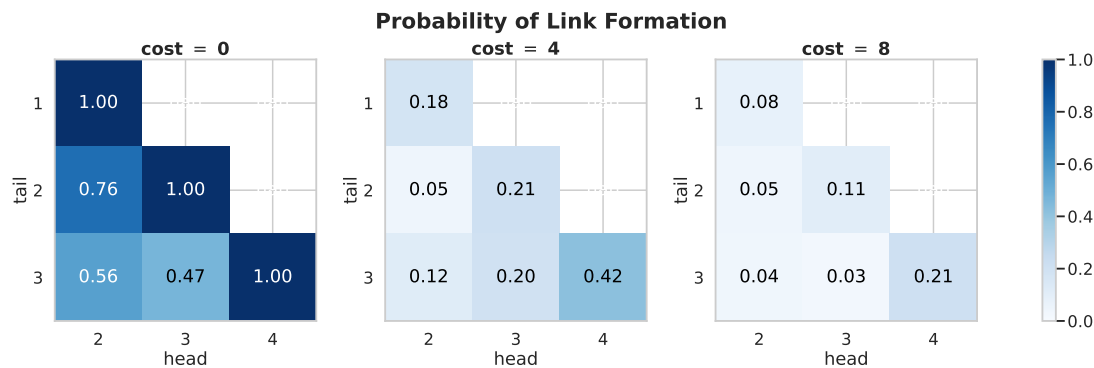


Figure 3 Probability of link formation from head → tail given different cost scenarios. Head indicates the node with the outgoing link whereas tail indicates the node with incoming links.

information and is thus not beneficial. Therefore, observing that other, it is sensible to observe non-diagonal probabilities in the left panel are smaller than 1.

However, when forming a link incurs a cost, the probability of link formation is much lower. For example, when the cost is 4, the second agent forms a link with a probability of only 18%. This decline is sensible because most agents at position 2 would not change their mind, even if they observe a different signal from agents at position 1. The fourth agent would have a higher chance (42%) of forming a link to the third agent and a smaller chance of forming a link to earlier ones. This result could emerge because, at that point, some third agents formed links with previous ones, and forming a link with the third agents brings more informative signals. When the cost is even higher (=8), all probabilities of link formation are further reduced, which we would expect because the additional cost of link formation may not be worth the benefit of additional information.

We next investigate and explain the decision-making rules applied by each agent. Specifically, we generate a heatmap to illustrate the likelihood of the agent’s guessing the urn label that matches its

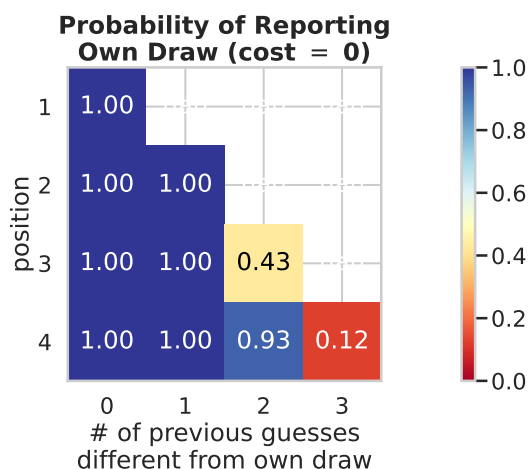


Figure 4 Heatmap showing probability that the guess is the same as the agent’s draw, given the agent’s position and the number of differing previous reports. We examine only zero-cost scenarios in this figure because on in this case can every agent observe all previous guesses through link formation.

drawn label, based on the agent’s position and the number of previous guesses that differ from the agent’s own guess. In Figure 4, which operates under the no-cost condition,⁴ the first and second agents are shown to rely solely on their own draw. The third agent gives some consideration to the opinions of predecessors: If they include one or no differing opinions, the agent often defaults to its own draw. When faced with two differing prior guesses, the third agent exhibits a 43% chance of sticking to its own draw. The fourth agent employs a similar logic: It tends to rely on its own draw, especially when the majority concurs, but is less likely to do so (12% chance) if all previous agents have reported a different color.

In the final stage, we examine the step-by-step reasoning agents provided before providing their answers. Using GPT-4, we summarize the top five motivations discernible in these accounts:

- A) Private signal integrity: Preference for one’s own draw over the decisions of others.
- B) Majority influence: The majority’s decision heavily influences the agent’s choice.
- C) Probability weighting: The perceived accuracy of one’s own signal heavily informs the final guess.
- D) Bayesian reasoning: Adjusting one’s belief in light of others’ decisions and one’s own initial signal.
- E) Independent assessment: A lack of consensus among prior reports reinforces reliance on one’s own draw.

⁴ We plot the heatmap for the no-cost condition exclusively because only in this condition are all agents able to observe previous decisions as the result of link formation.

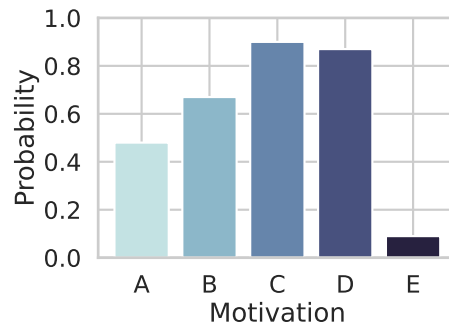


Figure 5 Probability of agents' motivations, categorized by the reasoning provided by agents during the social learning game.

After discerning these reasonings, we use GPT-4 to categorize each agent's rationale, treating the motivations as options in a multiple-choice question, where multiple selections can be correct. We present the distribution of these motivations in Figure 5 (we only plot the results for the fourth agents as they involve a more complex decision making process). In contrast, fewer agents trust their own signals or disregard prior reports if there is a lack of consensus. Moreover, we observe that probability weighting and Bayesian reasoning are the most frequent rationales for agents' decisions.

RESULT 2. (Rules for Social Learning) GPT agents are more likely to perform a probability weighting and Bayesian reasoning as they adjust their own belief on the basis of others' decisions, but they also give more weight to their own signals.

We conclude this subsection by discussing the performance differences between GPT agents and humans in this social learning experiment. In Çelen and Hyndman (2012), the average earnings under the costs of 0, 4, and 8 are around 60 points for human subjects; in contrast, GPT agents demonstrate an average earning of approximately 70 across different cost settings. Further investigation reveals that under the no-cost setting, GPT agents strategically form links to make visible all information they can observe from previous agents. When weighing their own signals against those of others, they exhibit reasonable judgment, although they slightly overemphasize their own signals. In contrast, humans show much lower link formation rates (e.g., the third agents form links with a probability of 74% in Çelen and Hyndman (2012)), even under a no-cost setting, where the benefit to forming a link is clear.

Under conditions of costly link formation, the probability of link formation for GPT agents quickly decreases. This decrease is reasonable: For example, the second agents would not benefit from forming a link to the first agent because the second agent's opinion would not change even

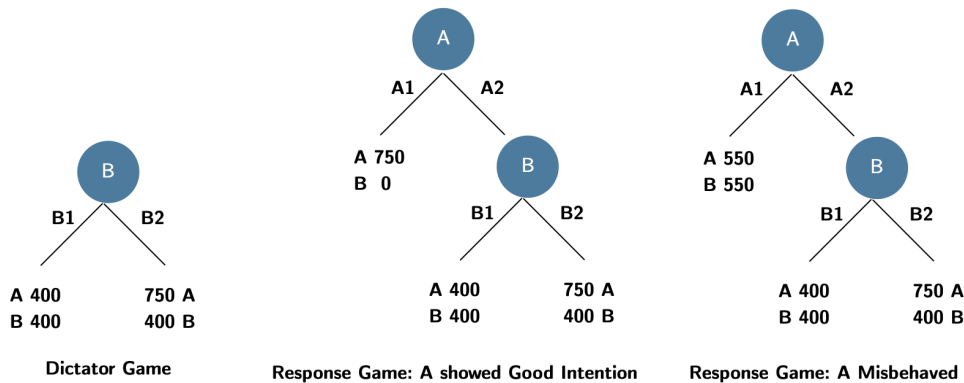


Figure 6 Examples of the dictator or response games used in the social preference experiments in Charness and Rabin (2002) and group identity experiments in Chen and Li (2009)

though the first agent reported a different guess; therefore, a perfectly rational second agent should not form any links under a costly link formation condition. (Our GPT agents demonstrate an 18% chance of forming such a link.) In contrast, human subjects in Çelen and Hyndman (2012) exhibit much higher link formation probabilities (e.g., 33% for the second agents) under costly conditions, leading to a poorer performance compared to the GPT agents in our study. In summary, GPT agents outperform humans in the social learning games, probably by more strategically forming links, which results in higher average earnings across different cost settings.

4.2. Social preferences

The recent behavioral economic literature shows that humans have a tendency not solely to choose actions that optimize their self interest, but also to consider the effects on *others' payoffs* (Charness and Rabin 2002). This tendency is referred to as “social preference,” which may include elements of charity (caring about others’ welfare), envy (disliking others’ welfare), inequity aversion (disliking unequal distributions of outcomes), and SWM (caring about the total welfare of all parties). Reciprocity (“you scratch my back, and I’ll scratch yours”) also is considered to have an effect on social preference. Exploring how LLMs exhibit social preferences can guide the creation of ethical and socially conscious AI systems. Such explorations also reveal how LLMs may be used as tools for understanding human behavior, generating hypotheses, and conducting agent-based modeling.

We use laboratory experiment settings to understand GPT agents’ social preferences. We follow the tests for social preferences used in Charness and Rabin (2002), which include dictator games and response games (see Figure 6 for illustration⁵):

⁵ We acknowledge that Horton (2023) also explored the capacity of LLMs, notably GPT-3, to demonstrate social preferences in response to certain prompts. The key difference between our study and that of Horton (2023) rests in our distinct research focus and experimental methodology. Horton (2023) sought to determine whether LLMs can mimic human behavior when prompted with human-like characteristics. In contrast, our objective is to examine

- **Dictator games:** In dictator games, as shown in the left panel in Figure 6, only agent B makes the decision that affects the payoff for both agents A and B. In this example, both decisions B1 and B2 result in B’s receiving 400 points, but A receives 750 points in B2, as opposed to the 400 points in B1. We consider a total of five such games by varying the specific payoffs (see Panel A, the top panel of Table 2 for parameter setups).

- **Response games:** In response games, A needs to make a decision before B does. Although our analysis focuses primarily on B’s decision, understanding A’s options helps to identify A’s intention and to examine its effect on B’s social preference. We examine two types of response games: one in which B makes a decision after A shows good intention and another in which B makes a decision after A misbehaves. The first type (good intention) helps us to understand the effect of positive reciprocity on B’s social preferences. We consider a total of seven such games (see Table 2(B)). For example, in the middle panel of Figure 6, agent A acts with good intention by not choosing A1, where B would obtain 0 points. By choosing A2, A delegates the decision to B, who can then receive at least 400 points — significantly more than what B would have received if A had chosen A1. Conversely, in the right panel of Figure 6, agent A misbehaves by not choosing A1, because the decision A2 leads to a worse payoff for agent B than decision A1. In the example in the figure, if A chooses A1, B can receive 550 points; but if A chooses A2, B can receive only 400 points in both options. We have 10 such games in total (see Table 2(C)). The codes and instructions of all games are consistent with the design in Charness and Rabin (2002).

We also adopt the utility function on social preferences proposed by Charness and Rabin (2002), which not only accounts for self-interest but also factors in concern for others’ payoffs.⁶

4.2.1. Distributional preferences. We investigate the mechanisms driving GPT agents’ decisions using the model developed by Charness and Rabin (2002). An agent’s utility function is a weighted average of its own payoff and that of its opponents. Let π_A and π_B be the payoffs of agent A and B, respectively. Agent B’s preference is represented by the following utility function:

$$\begin{aligned} \pi_B > \pi_A : u_B(\pi_A, \pi_B) &= \underbrace{\rho}_{\text{charity}} \pi_A + (1 - \rho)\pi_B, \\ \pi_B < \pi_A : u_B(\pi_A, \pi_B) &= \underbrace{\sigma}_{\text{envy}} \pi_A + (1 - \sigma)\pi_B. \end{aligned} \tag{1}$$

the innate characteristics of LLMs. Unlike their approach, which may have included specific instructions to prompt particular responses, our study uses a zero-shot learning framework. This approach enables us to investigate the *inherent* characteristics and preferences of LLMs without the influence of direct human input or guidance.

⁶ Variations of these models have been proposed: *Distributional preference* (or *difference-aversion*) models suggest agents are driven to minimize disparities between their own and others’ payoffs; *social-welfare* models posit that individuals prefer to increase the overall social good, with a focus on aiding those who accrue lower rewards; and *reciprocity* models propose that the motivation to affect others’ rewards is contingent on the decisions of others.

The weight that agent B places on A’s payoff is affected by whether A has misbehaved (i.e., has chosen an option that is harmful to B). The parameter ρ measures agent B’s charity when their payoff is higher than agent A’s (a larger ρ indicates more charity), while σ measures B’s envy of agent A when B’s payoff is lower than A’s (a smaller σ indicates more envy). Parameters ρ and σ allow for a range of different distributional preferences that rely solely on the outcomes.⁷

We then use GPT agents’ experimental responses to estimate the parameters of interest in Eq. (4). Adopting the approach in Charness and Rabin (2002), we use the maximum likelihood estimation (MLE) on our binary-response data and employ a logit specification:

$$\Pr(\text{action}_1) = \frac{e^{\gamma u(\text{action}_1)}}{e^{\gamma u(\text{action}_1)} + e^{\gamma u(\text{action}_2)}} \quad (2)$$

where the parameter γ reflects the sensitivity of the choices to utility differences. When γ approaches 0, this model is reduced to a random choice model with equal probability. When γ is arbitrarily large, then the probability of choosing the action with higher utility approaches one.

The MLE estimation results are presented in Panel A of Table 1, where $\rho = 0.370$ and $\sigma = -0.052$.

$$\begin{aligned} u_B(\pi_A, \pi_B) &= 0.370\pi_A + 0.63\pi_B, \text{ when } \pi_B > \pi_A; \\ u_B(\pi_A, \pi_B) &= -0.077\pi_A + 1.077\pi_B, \text{ when } \pi_B < \pi_A. \end{aligned} \quad (3)$$

RESULT 3. (Distribution Preferences) GPT agents exhibit the following distribution preferences:

- a. GPT agents are not purely self-interested;
- b. GPT agents exhibit charity when their payoff exceeds that of the other agents; and
- c. GPT agents exhibit envy when their payoff is less than that of the other agents.

Note that the magnitude of both the charity parameters and the envy parameters for GPT agents is larger, compared with the estimates of Charness and Rabin (2002) in their study of human subjects, which were 0.423 and -0.014. The γ in our study is -0.0180, while the estimate in Charness and Rabin (2002) is 0.015. The log likelihood in our experiment is -185.23.

Effect of group identity on distributional preference. The concept of group identity, defined as an individual’s sense of self derived from perceived membership in social groups, plays a pivotal role in understanding various phenomena across disciplines, such as social psychology, sociology,

⁷ The estimates on parameters ρ and σ can represent different theories on distribution preferences. The following are three classical models of distributional preferences:

- Competitive preferences: Agent B always prefers to do as well as possible compared to Agent A ($\sigma \leq \rho \leq 0$).
- Difference aversion (or fairness): Agents prefer to minimize disparities between their own payoff and those of other agents ($\sigma < 0 < \rho < 1$).
- Social welfare preference: Agents always prefer more for themselves and the other agent but are more in favor of getting payoffs for themselves when they are behind than when they are ahead ($0 < \sigma \leq \rho \leq 1$).

Table 1 Distribution preferences: Maximum likelihood estimation for agent B’s decisions

Panel A:	Charity	Envy				
	ρ	σ				
No Group	0.3701	-0.0769				

Panel B:	Outgroup charity	Outgroup envy	Ingroup charity	Ingroup envy	Identity parameters	
	ρ_{out}	σ_{out}	ρ_{in}	σ_{in}	$a = \frac{\rho_{in} - \rho_{out}}{\rho_{out}}$	$b = \frac{\sigma_{in} - \sigma_{out}}{\sigma_{out}}$
Group	0.3271	-0.2181	0.6008	-0.0506	0.8369	-0.7679

Note: Panel A reports estimates for the control sessions without identity, while Panel B reports estimates for treatment sessions with identity.

Table 2 Payoff structures and Agent B’s actions in dictator and response games

Game	Payoffs - A1	Payoffs - B1	Payoffs - B2	No-group: B1%	In-group: B1%	Out-group: B1%
<i>Panel A: Dictator Game</i>						
Dict 1	N/A	(400,400)	(750,400)	13.3%	20.0%	100.0%
Dict 2	N/A	(400,400)	(750,375)	93.3%	53.3%	93.3%
Dict 3	N/A	(300,600)	(700,500)	80.0%	0.0%	100.0%
Dict 4	N/A	(200,700)	(600,600)	20.0%	0.0%	40.0%
Dict 5	N/A	(0,800)	(400,400)	13.3%	6.7%	46.7%
<i>Panel B: Response Game where A Shows Good Intention</i>						
Resp 1a	(750,0)	(400,400)	(750,400)	53.3%	86.7%	100.0%
Resp 2a	(750,0)	(400,400)	(750,375)	100.0%	100.0%	100.0%
Resp 3	(750,100)	(300,600)	(700,500)	100.0%	66.7%	100.0%
Resp 4	(700,200)	(200,700)	(600,600)	100.0%	33.3%	80.0%
Resp 5a	(800,0)	(0,800)	(400,400)	80.0%	0.0%	60.0%
Resp 8	(725,0)	(400,400)	(750,375)	93.3%	93.3%	100.0%
Resp 9	(450,0)	(350,450)	(450,350)	100.0%	33.3%	100.0%
<i>Panel C: Response Game where A Misbehaves</i>						
Resp 12	(375,1000)	(400,400)	(250,350)	100.0%	100.0%	93.3%
Resp 13a	(750,750)	(800,200)	(0,0)	100.0%	100.0%	100.0%
Resp 13b	(750,750)	(800,200)	(0,50)	100.0%	100.0%	40.0%
Resp 13c	(750,750)	(800,200)	(0,100)	100.0%	100.0%	53.3%
Resp 13d	(750,750)	(800,200)	(0,150)	100.0%	100.0%	33.3%
Resp 1b	(550,550)	(400,400)	(750,400)	66.7%	40.0%	93.3%
Resp 2b	(550,550)	(400,400)	(750,375)	100.0%	80.0%	100.0%
Resp 5b	(0,800)	(0,800)	(400,400)	93.3%	20.0%	93.3%
Resp 6	(100,1000)	(75,125)	(125,125)	53.3%	0.0%	80.0%
Resp 7	(450,900)	(200,400)	(400,400)	13.3%	13.3%	66.7%

Notes: This table presents simulation results for various game setups within social preference and group identity experiments. The table is divided into three panels, each representing a different game with payoffs under the choices of A1, B1, or B2. The percentages indicate the proportion of participants who chose option B1 in each game. The proportion of participants choosing B2 is intentionally omitted for space reasons; it can be inferred from the complement of B1 ($\Pr(B2) = 1 - \Pr(B1)$).

anthropology, and political science. It is particularly instrumental in explaining ethnic and racial conflicts, discrimination, and the dynamics of political campaigns, as highlighted by Huddy (2001) and Simon and Klandermans (2001). Recognizing the profound effect of group identity theories on human behavior, we next investigate the influence of group identity on the social preferences of GPT agents, encompassing aspects such as distribution preferences, reciprocity, and behaviors aimed at social welfare maximization. In Panels A, B, and C in Table 2, we present the payoff structure of the dictator game and the two types of response games, respectively. (The latter two reflect whether agent A acted with good intention or unfairly.) Different from the previous section,

we inform GPT agents with respect to whether they are interacting with an ingroup match or an outgroup match, mirroring the experimental setup of Chen and Li (2009).

We start by analyzing the effect of group identity on distribution preferences of GPT agents — namely, on charity and envy. We adopt the mathematical model developed by Chen and Li (2009), which expands on the classic social preference model detailed in Charness and Rabin (2002) (referenced in Eq. 4). This model incorporates group identity, allowing us to adjust the weight that agent B assigns to agent A’s payoff. This weight is as follows:

$$\begin{aligned}\pi_B > \pi_A : u_B(\pi_A, \pi_B) &= \rho_{\text{out}}(1 + Ia)\pi_A + (1 - \rho_{\text{out}}(1 + Ia))\pi_B, \\ \pi_B < \pi_A : u_B(\pi_A, \pi_B) &= \sigma_{\text{out}}(1 + Ib)\pi_A + (1 - \sigma_{\text{out}}(1 + Ib))\pi_B.\end{aligned}\tag{4}$$

where $I = 1$ if both agents belong to the same group, and $I = 0$ otherwise. The parameters $a = (\rho_{\text{in}} - \rho_{\text{out}})/\rho_{\text{in}}$ and $b = (\sigma_{\text{in}} - \sigma_{\text{out}})/\sigma_{\text{in}}$ capture the additional ingroup effect for charity and for envy, respectively. Thus, when $I = 1$, $\rho_{\text{out}}(1 + Ia) = \rho_{\text{in}}$ and $\sigma_{\text{out}}(1 + Ib) = \sigma_{\text{in}}$, and they capture the charity and envy toward ingroup members, respectively. In contrast, when $I = 0$, $\rho_{\text{out}}(1 + Ia) = \rho_{\text{out}}$ and $\sigma_{\text{out}}(1 + Ib) = \sigma_{\text{out}}$.

We report the results from MLE in panel B of Table 1, in which our log likelihood is -150.3162. The results are qualitatively consistent with the theory and the estimation results in Chen and Li (2009). We observe that the GPT agent’s charity is strongest toward ingroup members and is weakest toward an outgroup match.

$$\begin{aligned}\text{GPT agents: } \rho_{\text{out}} &= 0.327 < \rho = 0.370 < \rho_{\text{in}} = 0.601, \\ \text{Human subjects (Chen and Li 2009): } \rho_{\text{out}} &= 0.323 < \rho = 0.427 < \rho_{\text{in}} = 0.474.\end{aligned}\tag{5}$$

We see that the charity for GPT agents across different types of group, as well as without group identity, is stronger. In addition, we see that GPT agents are more sensitive toward group identity in charity, in comparison with human subjects. For example, the additional ingroup effect a is 0.467 for human subjects, while GPT agents register a stronger effect of $a = 0.8369$.

In the case of envy, we observe that all estimates are negative, meaning that if $\pi_A > \pi_B$, then the utility for the action decreases. We notice a trend where GPT agents demonstrate the highest envy toward outgroup matches and the lowest for ingroup matches.

$$\begin{aligned}\text{GPT agents: } \sigma_{\text{out}} &= -0.218 < \sigma = -0.077 < \sigma_{\text{in}} = -0.051, \\ \text{Human subjects (Chen and Li 2009): } \sigma_{\text{out}} &= -0.112 < \sigma = -0.049 < \sigma_{\text{in}} = -0.008.\end{aligned}\tag{6}$$

We see that the envy for GPT agents toward outgroup members is stronger. Yet, the envy for no group and ingroup members also is stronger for GPT agents. For ingroup members, human subjects demonstrate insignificant envy, but the intensity for envy is strong for outgroup matches. In fact, humans are more likely to distinguish themselves according to group identity than GPT

agents are. The additional ingroup effect b is -0.931 for human subjects but is weaker for GPT agents, with a value of -0.768 .

RESULT 4. (Group Identity and Distribution Preferences) GPT agents display higher levels of charity toward ingroup members receiving lower payoffs and exhibit less envy toward them when they receive higher payoffs, compared to outgroup members.

4.2.2. Reciprocity. Thus far, we have not discussed the effect of Agent A’s alternative choice (A1) on Agent B’s decision. In addition to distributional preference, the response games proposed by Charness and Rabin (2002) would help identify (direct) reciprocity by accounting for the alternative payoffs under A1 — that is, whether agents would behave differently when they realize the good or bad intentions of their matches. We first investigate how reciprocity affects GPT agents’ decisions and then investigate how they moderate distributional preferences. We aim to discern the extent to which GPT agents engage in reciprocal behaviors that are both positive (i.e., rewarding A’s good intention) and negative (i.e., punishing A’s misbehavior).

Building on the experimental framework of Charness and Rabin (2002), we examine scenarios in which the choices available to Agent B remain constant following varying actions by Agent A. We present aggregated results to assess the relationship between Agent A’s conduct and the subsequent choices that Agent B makes. Each chart in Figure 7 maintains a consistent payoff structure for Agent B, whereas the payoffs under Agent A’s alternative vary. (In dictator games, Agent A does have choices, but in response games, payoffs under A1 are different.)

We use three games in each of the three scenarios to discuss the effect of revealing Agent A’s intentions.⁸ A particularly revealing instance is depicted in Figure 7a, where Agent B must choose between payoffs of (400, 400) and (750, 400). Here, self-interest is not a factor because Agent B’s payoff is identical in both the B1 and B2 scenarios. In the first response game scenario (Resp 1a), Agent A forgoes a payoff of (750, 0), demonstrating significant goodwill. One might anticipate Agent B to select option B2 (750, 400) in response to this goodwill, at a rate no less than observed in the dictator scenario (Dict 1). However, only about 20% of Agent Bs opted for the (750, 400) outcome, indicating a preference for fairness or difference aversion when they lagged behind. In comparison, Charness and Rabin (2002) reported that 94% of human participants opted for (750, 400) in this scenario where A acted with goodwill. In the second response game (Resp 1b), where Agent A misbehaved and caused a lower payoff for Agent B, Agent B’s punishing likelihood is higher than that in Dict 1, demonstrating a tendency to punish when Agent A misbehaves. This

⁸ Each group has a dictator game, a response game with a good intention, and another response game with misbehavior.

substantial discrepancy highlights a potential deficiency in the GPT model’s ability to interpret and act on positive reciprocity in ways that are intuitively understood by humans.

We offer further analysis in Figure 7b, where Agent B faces the decision to sacrifice 25 points to benefit Agent A. This scenario, involving choices between (400, 400) and (750, 375), exhibits an absence of positive reciprocity. The outcome aligns with the expectations set by the previous game in (Figure 7c): No agents in game Resp 2a chose the social-welfare-maximizing option (750,375) — even fewer than in the Dict 2 scenario, where Agent A was not a factor. In the Dict 2 and Resp 2a games, Charness and Rabin (2002) reported that human participants show a notable tendency to maximize social welfare. This behavior was not consistently mirrored by GPT agents in our experiments: They rarely chose the (750, 375) option. In game Resp 2b, the likelihood of agents’ choosing to sacrifice for Agent A’s benefit is almost negligible, which is similar to human behaviors in Charness and Rabin (2002). Overall, this outcome suggests a reluctance to reward Agent A’s positive actions and a tendency to penalize the negative actions.

The dynamics of Dict 5, Resp 5a, and Resp 5b games (see Table 2 for their payoff structures) are further exemplified in Figure 7c. These three games have the same payoff structure for Agent B, in which Agent B chooses between self-interest [B1: (0, 800)] and fairness [B2: (400, 400)], with both options offering the same social welfare. In Resp 5a, GPT Agent A exhibits goodwill by foregoing 800 points, thus preventing B from receiving nothing. Here, humans tend to reciprocate goodwill and are more forgiving of negative actions, whereas GPT agents show a stark preference for self-interest in Resp 5a. GPT agents’ rate of reciprocating goodwill in Resp 5a is significantly lower than in Dict 5 — by about 20%; the result suggests that the agents have a stronger inclination toward self-interest. GPT agents also show a pronounced punitive response in Resp 5b. These observations reveal a consistent pattern: GPT agents are less aligned with human-like reciprocal behaviors, particularly in scenarios requiring assessments of Agent A’s intentions and B’s self-interest.

Note also that GPT agents appear to lack consistency between dictator games and response games. In all panels in Figure 7, even under the same payoff structure given Agent B’s choices, revealing a good intention may lead to less charitable behavior by B. We suspect that this result might stem from the limited reasoning ability of current LLMs to understand others’ intentions.

In summary, our findings suggest that GPT agents demonstrate complex reciprocity behaviors. They tend to exhibit negative reciprocity in response to negative actions more consistently than positive reciprocity in response to goodwill. We summarize the results as follows:

RESULT 5. (Reciprocity)

- GPT agents demonstrate negative reciprocity, particularly in response to perceived misbehavior by other agents.
- Conversely, these agents exhibit a limited tendency toward positive reciprocity.

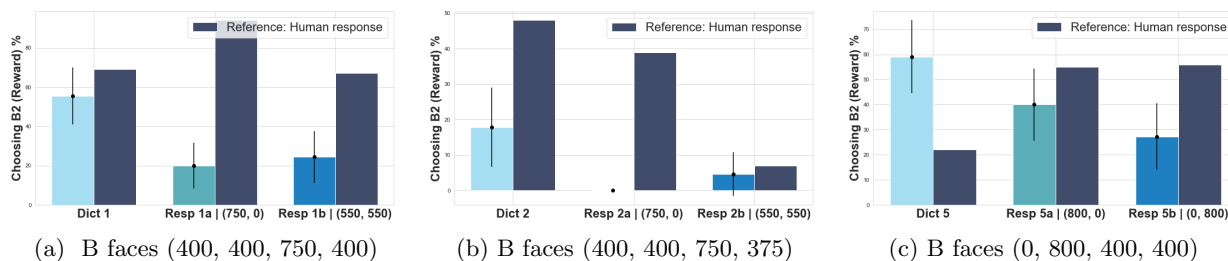


Figure 7 Examples of Agent B’s decisions in the same payoff structure considering different choices by Agent A. Each figure displays three bars representing the outcomes of the dictator game (left bar chart), the response game with good intention (middle bar chart), and the response game with bad intention (right bar chart). The x-axis indicates the game type followed by the payoff structure under A1, with the first number indicating Agent A’s payoff and the second number indicating Agent B’s payoff. The caption for each chart describes the payoff structure faced by Agent B. For (a): If Agent B chooses B1, both Agent A and Agent B receive 400. If Agent B chooses B2, Agent A receives 750 and Agent B receives 400. For (b): If Agent B chooses B1, both Agents A and B receive 400. If Agent B chooses B2, Agent A receives 750 and Agent B receives 375. For (c): If Agent B chooses B1, Agent A receives 0 and Agent B receives 800. If Agent B chooses B2, both Agents A and B receive 400. The vertical bars correspond to 95% confidence intervals.

Effect of group identity on reciprocity. We next explain how group identity affects the degree of reciprocity. We report the probability of (positive or negative) reciprocity actions in Figure 8, aggregated by group type. Overall, this figure clearly shows that the GPT agents are more likely to reward an ingroup member’s behaviors showing good intentions and less likely to punish an ingroup member’s misbehavior. This result aligns with human behavioral patterns, although GPT agents put more weight on an ingroup match’s payoff and are more altruistic toward an ingroup match. We observe that when Agent A shows a good intention, other GPT agents are likely to reward Agent A at a level of 40.38% ($\pm 4.83\%$) for an ingroup match, and only 7.69% ($\pm 2.63\%$) for an outgroup match. For the control group, GPT agents are likely to reward A with probability of 10.48% ($\pm 3.00\%$). When A misbehaves, the GPT agents are likely to punish A at a level of 51.1% ($\pm 3.74\%$) for an outgroup match and only 13.22% ($\pm 2.58\%$) for an ingroup match. For the control group, GPT agents are likely to punish A at a level of 27.11% ($\pm 3.33\%$).

We present the determinants of positive reciprocity in Table 3, and they suggest substantial group differences. We focus on ingroup results and consider B’s cost to reward A (i.e., the difference between B’s payoffs in the two options), A’s benefit from B’s reciprocity (i.e., the difference between A’s payoffs in the two options), and B’s payoff lag in comparison with A. In addition, we examine the interactions between these variables, with ingroup status as the explanatory variable. These results show significant ingroup bias, highlighted by the regression coefficient of 3.72 for rewarding

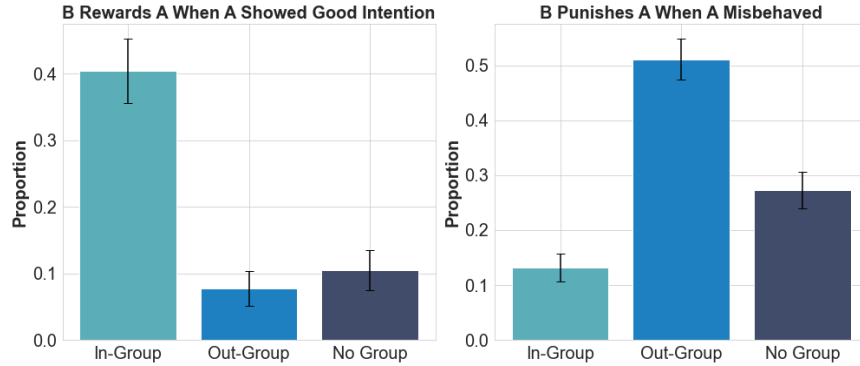


Figure 8 LLM agents’ behaviors in the reciprocity experiment by Chen and Li (2009). The games where A showed good intentions are shown in Panel (B) in Table 2. The games where A misbehaved are shown in Panel (C) in Table 2. The vertical bars correspond to 95% confidence interval.

in-group members in model (2). In contrast, in model (3), we observe a nuanced pattern in envy-driven behavior, suggesting that group affiliations significantly modulate responses to reward and punishment. This sizeable effect indicates a strong inclination toward favoring entities perceived as similar or familiar, potentially mirroring patterns observed in the agents’ training data. In addition, the role of envy in these interactions is quite pronounced. The agents show a decreased propensity to reward others in the presence of a growing payoff disparity, as evidenced by a 0.9 decrease in the logit (i.e., log of the odds ratio) of the reward probability for every 100-token increase in the payoff gap for both groups in model (2). This propensity suggests a competitive aspect in decision making, where agents are less inclined to reward others if the reward heightens their relative disadvantage. In model (3), we find that this envy differs significantly by group. The agents show a decreased propensity to reward others when there is a growing payoff disparity, as evidenced by an 8.3 and a 0.7 decrease for outgroup and ingroup matches, respectively, in the logit of rewarding probability for every 100-token increase in the payoff gap. In these scenarios, feelings of envy seem to be subdued by the sense of belonging to the same group.

Our analysis of B’s punishing behavior is presented in Table 4. This regression considers several key variables: the ingroup status; the cost incurred by B to punish A (specifically, the difference in B’s payoff between the punishing and rewarding options); the extent of damage inflicted on A by B’s punitive action, compared to an alternative course of action; and B’s relative payoff advantage over A in the context of the punitive behavior. In addition, we explore the interaction between these variables and the ingroup status. This result shows a marked ingroup bias in negative reciprocity, with regression coefficients of -2.736 and 5.206 for the logit of the probability of administering punishment in model (2) and model (3). This suggests a bias toward favoring one’s own group, a behavior commonly observed in human interactions. The independent variables we investigated

Table 3 Logit regression: determinants of positive reciprocity

	<i>Dependent variable:</i>		
	B rewards A		
	(1)	(2)	(3)
	(1)	(2)	(3)
ingroup		3.721*** (0.708)	15.989*** (3.196)
B's cost to punish A	0.007* (0.004)	0.008** (0.003)	0.005 (0.003)
A's benefit from B's reciprocation	-0.004*** (0.001)	0.001 (0.002)	-0.033*** (0.008)
B's payoff behind A	0.008*** (0.002)	-0.009*** (0.003)	-0.083*** (0.004)
ingroup: B's cost to punish A			0.007 (0.005)
ingroup: A's benefit from B's reciprocation			0.036*** (0.008)
ingroup: B's payoff behind A			0.076*** (0.005)
Constant	-6.359*** (0.761)	-2.945*** (1.031)	-15.533*** (2.616)
Observations	105	208	208
Log Likelihood	-32.542	-56.522	-54.743
Akaike Inf. Crit.	73.085	123.045	125.486

Note:

*p<0.1; **p<0.05; ***p<0.01

include ingroup association, B's cost of administering punishment, the consequent harm on A resulting from this punishment, and the resulting payoff disparity following the punishment. A 100-token increase in B's cost reduces B's logit of the probability of punishing by 0.7 for the no-group version in model (2), and by 0.4 for the outgroup, but we see no significant effect for the ingroup.

Furthermore, our findings suggest a correlation between the severity of punishment and the perceived harm to A. On average, a 100-token increase in harm to A elevates the logit of the probability of punishment by 1.0. However, this effect varies across group lines; it is more pronounced, at 1.7, for ingroup members in model (3). This result indicates a more complex dynamic where the agents might be more sensitive to harm inflicted on ingroup members. Regarding the fairness concern, the findings show that agents are less likely to punish others when they are ahead in terms of payoff, with a reduction in the logit of the probability of punishment of 0.7. This decline is reduced to 0.4 for the outgroup, as shown in model (3), which is consistent with rational behavior. However, for ingroup members, this reduction is even greater — to 0.3. This discrepancy in behavior toward ingroup and outgroup members again highlights the agents' biases and suggests a departure from purely rational decision making based on payoff dynamics alone.

RESULT 6. (Reciprocity with Respect to Groups) The participant reciprocity preference is significantly different between ingroup and outgroup matches. Participants are more likely to reward an ingroup match for good behavior than an outgroup match. They are significantly more forgiving of misbehavior from an ingroup match compared to an outgroup match.

In summary, our findings highlight the significance of ingroup biases in the behavior of LLMs, which surpasses the group-identity bias observed in humans. This disparity may be attributed to the training corpus, where “same groups” are more frequently associated with positive appraisals compared to “different groups.” This bias leads to a higher level of ingroup positive reciprocity and a lower level of outgroup positive reciprocity.⁹ Furthermore, although GPT agents display reciprocity, they do not entirely mirror the behavior of human subjects in laboratory experiments. This discrepancy underscores the limitations in directly using LLMs in social simulations.

Table 4 Logit regression: determinants of negative reciprocity

	<i>Dependent variable:</i>		
	B punishes A		
	(1)	(2)	(3)
ingroup		-2.736*** (0.308)	-5.206*** (0.675)
B’s cost to punish A	-0.008	-0.007*** (0.002)	-0.004* (0.002)
damage to A	0.010***	0.008*** (0.001)	0.005*** (0.001)
B’s payoff ahead A	-0.004*	-0.007*** (0.001)	-0.004*** (0.001)
ingroup: B’s cost to punish A			0.005 (0.010)
ingroup: damage to A			0.012*** (0.003)
ingroup: B’s payoff ahead of A			0.001 (0.005)
Constant	-2.016* (1.031)	0.208 (0.246)	0.214 (0.248)
Observations	180	354	354
Log Likelihood	-42.958	-144.176	-136.270
Akaike Inf. Crit.	93.916	298.353	288.540

Note:

*p<0.1; **p<0.05; ***p<0.01

4.2.3. Social Welfare Maximization (SWM). In this section, we analyze how SWM affects B’s decisions. Results in Figure 9 underscore the significant influence of group identity on SWM choices. Notably, participants were more likely to make SWM decisions for ingroup pairings (70.07%

⁹ Interestingly, Hu et al. (2023) examined simple phrases like “we are” (indicating ingroup) and “they are” (indicating outgroup) to demonstrate the presence of social identity effects. Although their approach deviates from the standard minimal group paradigm, their analysis also points to the influence of training corpus on social identities.

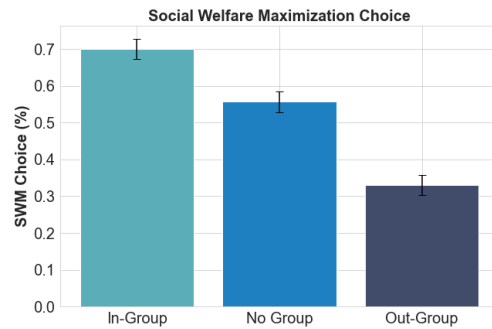


Figure 9 Social welfare maximization analysis of using GPT-4 to simulate participants in the laboratory experiment by Chen and Li (2009).

[$\pm 2.68\%$]) and significantly less likely to do so for outgroup pairings (33.11% [$\pm 2.73\%$]). As for the control group, 65.67% [$\pm 2.75\%$] of GPT agents are likely to make SWM choices. This trend is consistent with prior research on human subjects, as noted in Chen and Li (2009), further validating the effect of group identity on cooperative behaviors.

RESULT 7. (Social Welfare Maximization) GPT agents demonstrate a higher propensity for SWM decisions when paired with ingroup members, as opposed to outgroup members. This tendency is particularly pronounced when compared to sessions in which group affiliations are not mentioned; we see a marked increase in SWM choices for ingroup pairings and a decrease for outgroup pairings.

4.3. Evolution of Cooperation (Indirect Reciprocity)

Cooperation is the driving force in evolutionary behaviors in societies (Nowak and Sigmund 2005). The concept of indirect reciprocity is a fundamental element in cooperative behavior, extending beyond direct reciprocal altruism. Interestingly, human behavior tends to display a degree of altruism that exceeds evolutionary predictions, hinting at the role of indirect reciprocity mechanisms.

We study two types of indirect reciprocity for GPT agents that are important cooperative behaviors manifested in human societies: upstream indirect reciprocity and downstream indirect reciprocity. Upstream indirect reciprocity is characterized by the principle that “*a person who has been on the receiving end of a donation may feel motivated to donate in turn*” (Nowak and Roch 2007). The main driver of upstream indirect reciprocity is positive emotions (e.g., gratitude). A recent study discusses the pay-it-forward of gift-giving behavior on digital platforms (Yuan et al. 2023). We illustrate upstream and downstream indirect reciprocity in Figure 10. In Figure 10a illustrates upstream indirect reciprocity: if A benefits B , then B is more likely to benefit a third party, C . Downstream indirect reciprocity, illustrated in Figure 10b, is the foundation for understanding reputation systems. Here, the assumption is that people who have helped in the past have

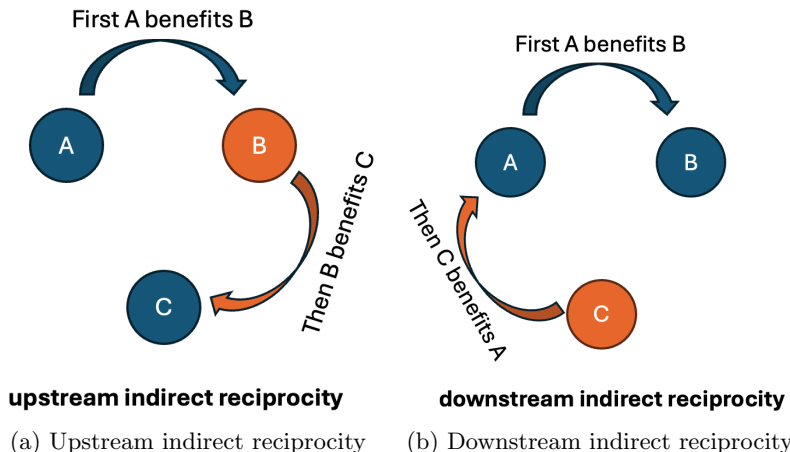


Figure 10 Illustration of indirect reciprocity

a higher chance of receiving help. Focusing in Figure 10b on the decision making of agent C , if A has a reputation for benefiting others, then C is more likely to help A .

4.3.1. Upstream indirect reciprocity (pay-it-forward). We adopt the laboratory experimental design proposed by Dufwenberg et al. (2001), where the authors test both direct and upstream indirect reciprocity. Briefly, each session of the game includes four participants: A , B , A' , and B' . In the direct reciprocity scenario, A and A' initially are given 10 points each and can decide whether to donate a fraction of these 10 points. If they donate x points, B (B') receives an amplified $3x$ points from A (A'). Then B (or B') decides whether to return a fraction of $3x$ to A (A'). In the upstream indirect reciprocity scenario, when B or B' makes the decision, B will interact with A' and B' with A . This design ensures that B and B' do not have the opportunity for direct reciprocation but only for indirect reciprocation to a third party. The theory of indirect reciprocity precludes the possibility of future interactions and maintains the anonymity of the participants, which we also reinforce in our experimental design.

The original experiment conducted by Dufwenberg et al. (2001) revealed that direct reciprocity typically led to a higher average of donations. Nonetheless, the amount given as a result of indirect reciprocity was marginally less compared to the amounts given as a result of direct reciprocity. In the context of the experiment, each point was equivalent to 8 New Israeli Shekels (NIS). Our study aims to replicate the choices of participant B or participant B' ; the sums they receive are randomized, and we investigate their propensity to reciprocate and the amount of reciprocation.

The main results are presented in Figure 11. The slope of both panels in this figure is $\frac{1}{2}$, indicating that for every point received, the recipient returns half of the points received. We find that there is no significant difference between direct reciprocity and upstream indirect reciprocity, although Dufwenberg et al. (2001) observed a small difference in a test of human subjects.

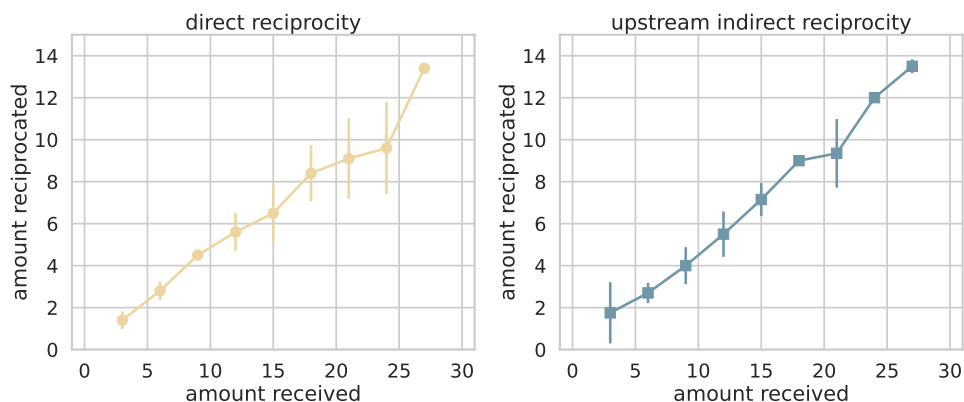


Figure 11 Results of the upstream indirect reciprocity experiment. These figures plot the relationship between the amount received by B or B' and the amount they returned. Error bars represent the standard deviations of multiple replicates.

Next, we examine the step-by-step reasoning the agents provided before concluding their actions. Using GPT-4, we summarize the top five motivations we discerned in these accounts:

A. Trust and reciprocity: Participants received points from A, indicating trust. Many feel obliged to reciprocate to maintain a sense of fairness and to show appreciation for the trust shown.

B. Financial incentive: The points received convert to real monetary value at the end of the experiment. This creates a direct financial incentive to keep more points, balancing personal gain against the desire to reciprocate.

C. One-time interaction: The lack of future interactions with A means there are no long-term consequences or relationships to consider, influencing the decision to achieve personal gain.

D. Principle of fairness: Participants consider the principle of fairness, aiming to return some points as a fair response to A's initial generosity but without disadvantaging themselves too much.

E. No Tripling on Return: Points sent back to A (A') are not tripled, which means directly or indirectly reciprocating the same amount received would result in a net loss. This net loss affects the decision about how many points to return, often leading to the decision to send back only a portion of the received points.

Subsequently, we prompt GPT-4 to classify the agents' justifications as one of the five options described, considering their motivations as potential answers in a multiple-choice framework where more than one option may be applicable. The prevalence of these motivations is depicted in Figure 12. Our analysis reveals a predominant adherence to two principles: trust/reciprocity and fairness. Agents consistently exhibit a reciprocal goodwill toward recipients; however, influenced by a strong inclination toward equitable distribution, they tend to return, on average, half of the received amount, thereby ensuring fairness. This finding diverges from prior literature that emphasizes emotional drivers, particularly gratitude, as central to reciprocity (Nowak and Roch 2007,

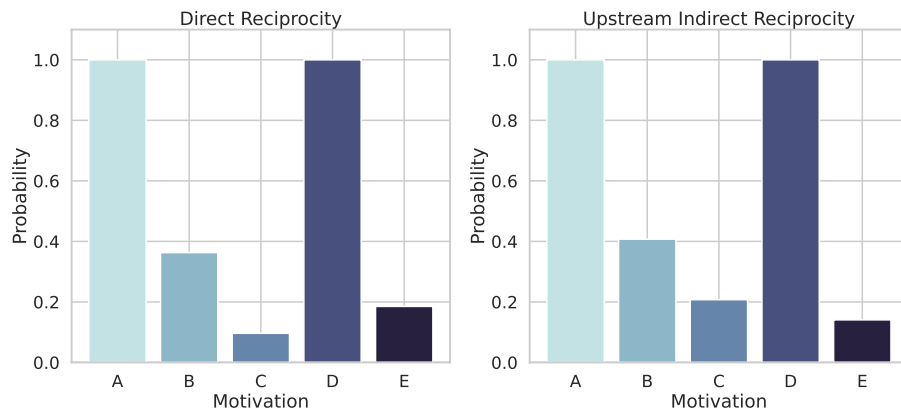


Figure 12 Distribution of agents' motivations inferred from the reasoning provided during the upstream reciprocity game.

Gray et al. 2014). Such a discrepancy could stem from the model's alignment phase, where fairness might have been heavily weighted by human contractors. This explanation is consistent with our observations regarding social preferences, which indicates that a fair distribution is a significant motivator for LLM agents.

RESULT 8. (Upstream Indirect Reciprocity) GPT agents exhibit upstream indirect reciprocity, and the magnitude is similar to direct reciprocity. One main drivers are the trust and fairness concerns.

4.3.2. Downstream indirect reciprocity (reputation). Through laboratory experiments, Wedekind and Milinski (2000) observe that human behavior often exhibits altruism without the expectation of immediate reciprocation, challenging the conventional principles of evolutionary theories. An influential mechanism proposed by Wedekind and Milinski (2000) is named "image scoring." This term refers to a process where an individual's perception within a group significantly dictates the person's cooperative behavior, particularly in scenarios where direct reciprocity is not feasible. Image scoring involves the continuous evaluation and re-evaluation of an individual's reputation and status, significantly affecting future social interactions.

In our study, we replicate the experimental setup of Wedekind and Milinski (2000) to investigate the presence of indirect reciprocity in LLM agents. We simulate the actions of ten LLM agents in a controlled game environment. Following Wedekind and Milinski (2000), each agent is allocated an initial endowment at the beginning of the game of 4, 7, or 13 Swiss Francs (SFr). Each game consists of six rounds, with participants alternating between the roles of "donor" and "receiver" for each round. In this setup, a donor's decision to give results in the receiver's obtaining 4 SFr at varying costs of either costs of 1, 2, 3, or 4 SFr. The GPT agents are informed that their

interactions are anonymized, with the understanding that they will not encounter the same agents in subsequent interactions. This design facilitates an analysis of the dynamics of indirect reciprocity — particularly of how the propensity to give or withhold resources is influenced by the perceived image and past actions of others in the group. We investigate seven different experimental conditions, each characterized by distinct initial endowments and donor costs.

To compute the image score, we awarded one point for each act of giving and subtracted one point for each instance of withholding. As illustrated in Figure 13, our analysis reveals a clear trend: The likelihood of receiving a donation increases as the receiver’s image score increases. Receivers with a neutral image score (0) have a 50% probability of receiving a donation. This likelihood escalates when receivers’ history of giving exceeds their history of not giving, and the opposite is true as well. Moreover, we examined the detailed history of giving and withholding actions in Figure 13b, observing a direct relationship between the GPTs’ frequency of giving and the increased probability of their receiving donations.

RESULT 9. (Downstream Indirect Reciprocity) The receivers’ history of giving had a significant effect on the donors’ decision: The image score of the receivers who were given money was, on average, higher than the score of those who were not given money.

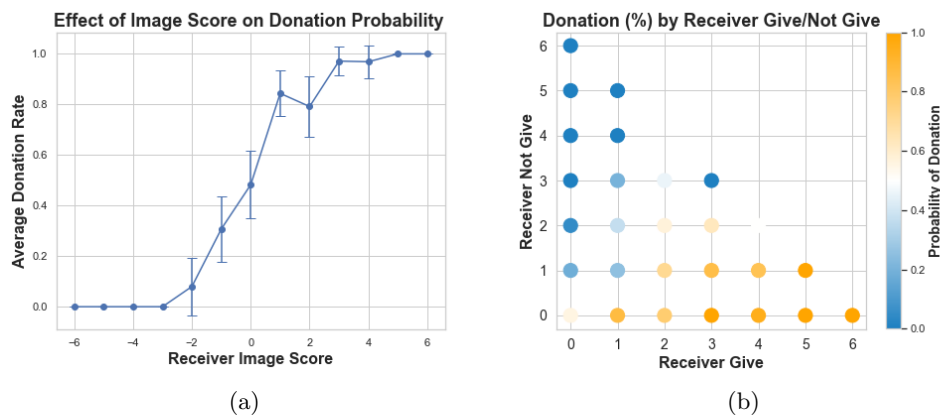


Figure 13 Relationships between image score and donation probability. In (a), we illustrate the correlation between the average donation rate (y-axis) and the receiver’s image score (x-axis). The vertical bars represent the 95% confidence interval region. In (b), we further analyze the results by examining the probability of receiving donations based on the recipient’s history of previous giving and not giving.

We then explore factors that influence the agents’ likelihood of donating in Figure 14, focusing on their initial endowments and the associated costs of donating. Recipients consistently benefit from a fixed amount of 4 SFr. The analysis reveals that when the cost of donating constitutes 25%

or 50% of the receivers’ benefit, the likelihood of donating significantly exceeds 90%. However, as the cost rises to 75% of the benefit, the willingness to donate decreases to around 50%. When the cost is equivalent to the benefit (4 SFr), the occurrence of donations declines drastically. We also evaluated the effect of the donors’ initial endowments on their donation behavior, keeping the donation cost constant at 2 SFr and varying the initial endowments (4, 7, and 13 SFr). We observed that a higher initial endowment (13 SFr) leads to a nearly universal rate of donation in all rounds. Even with a reduced endowment of 7 SFr, the tendency to donate remains substantial. However, when the initial endowment is further lowered to 4 SFr, the probability of making a donation drops to 60%. These results with GPT agents are consistent with our intuition that when donation is less costly relative to the agent’s wealth, LLM agents are more likely to engage in prosocial behavior.

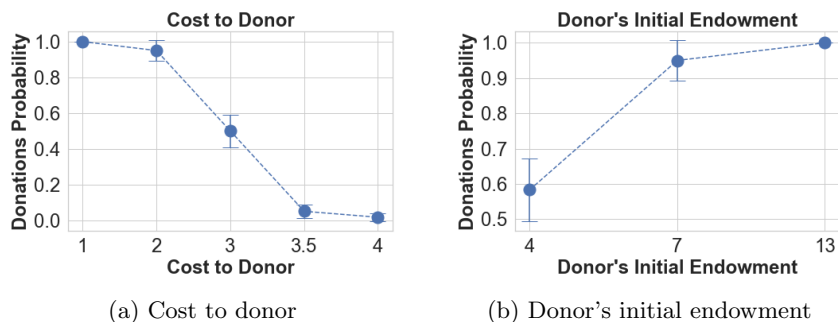


Figure 14 Effects of cost to donor (a) and donor’s initial endowment (b) on donation probability.

RESULT 10. (Moderators for Downstream Indirect Reciprocity) Donors’ decision to give is rational. This decision is negatively affected by the cost of giving and is positively affected by the initial endowment.

5. Discussion

We conducted a systematic examination of whether agents built by GPT-4 displays social behaviors typically studied in experimental economics. The factors affecting such behaviors include social learning, social preferences, group identity, and two forms of indirect reciprocity (upstream and downstream). Our findings suggest that GPT-4 appears to exhibit a range of human-like behaviors. For example, GPT agents show distributional and reciprocity preferences, including responsiveness to group identity cues. Moreover, GPT-4 engages in both downstream and upstream indirect reciprocity, which mirrors real-world reputational systems and “pay it forward” behaviors, respectively. In addition, GPT-4 exhibits a capacity for social learning, effectively combining its own signals with the actions it observes in others.

However, upon deeper investigation and detailed mechanism analysis, we observed nuanced differences in the motivations behind these behaviors in GPT agents compared to humans. For instance, in our social preference experiments, although GPT agents do exhibit social preferences and although reciprocity affects these preferences (similar to human subjects), there are distinct differences: GPT agents show a stronger bias toward in-group members than humans do, and they do not seem to demonstrate positive reciprocity. In the upstream indirect reciprocity experiment, our findings suggest that fairness concerns primarily motivate GPT agents, which contrasts with the existing literature that attributes emotions (e.g., gratitude) as the main driver for human subjects. Moreover, in our social learning experiments, GPT agents displayed a more calculating approach through more network formation strategies, showing a better quantitative understanding of their decisions and a higher likelihood of making optimal choices than human subjects do.

Our study contributes to the understanding of both the social aspects of LLMs and their potential applications in social science studies and decision-support tools. One notable application of LLMs is in the realm of personal assistants and customer relationship management systems. Our findings, which highlight both similarities and differences between LLM agents and human behaviors, are critical for developing socially-aware AI systems that are not only highly intelligent but also empathetic and ethically aligned with human social norms. For example, when serving as personal assistants in work environments, LLMs like GPT-4 could be calibrated to understand and represent not just individual user preferences but also to consider the broader organizational context and collective goals. This dual awareness is essential in scenarios where the assistant must balance the immediate needs of an individual with the long-term objectives of a group. It involves acknowledging the subtle social cues and human norms. Second, our study provides valuable insights for researchers considering the use of LLMs in their fields, including for agent-based modeling or as a supplementary tool for hypothesis generation in social sciences. LLMs has been increasingly viewed as a promising instrument for testing social theories or simulating behaviors in surveys and experimental settings (Goli and Singh 2023, Gui and Toubia 2023, Charness et al. 2023). Nevertheless, the nuanced differences we observed in social environments between LLM agents and human subjects necessitate cautious implementation of these methods. For instance, researchers may need to meticulously tailor their prompts, incorporating specific sentences that reflect subtle personality traits, preferences, and mindsets to align more closely with human social behaviors.

Our study opens several avenues for future research. First, Goli and Singh (2023) highlighted that LLM agents may demonstrate varied time preferences or behaviors under different language contexts, potentially resulting from variations in the corpus across languages. Investigating the heterogeneity of our results across languages and employing multiple agents from diverse linguistic backgrounds could introduce variations in user preferences for agent-based modeling. Second, with

the rapid evolution of LLMs, including the frequently updated GPT models, comparing the performance of different versions or models against our findings would provide important insights. Our framework and the canonical experiments we adopt are readily adaptable for such comparative analyses. Third, while our study primarily centers on laboratory experiments, particularly canonical experiments for essential social interactions, transitioning the experimental setup to more realistic field settings (e.g., pay-it-forward schemes in coffee purchases instead of imaginary laboratory experiment rewards) could further validate the robustness of our conclusions across contexts.

References

- Acemoglu D, Dahleh MA, Lobel I, Ozdaglar A (2011) Bayesian learning in social networks. *The Review of Economic Studies* 78(4):1201–1236.
- Aher GV, Arriaga RI, Kalai AT (2023) Using large language models to simulate multiple humans and replicate human subject studies. *International Conference on Machine Learning*, 337–371 (PMLR).
- Akata E, Schulz L, Coda-Forno J, Oh SJ, Bethge M, Schulz E (2023) Playing repeated games with large language models. *arXiv preprint arXiv:2305.16867* .
- Argyle LP, Busby EC, Fulda N, Gubler JR, Rytting C, Wingate D (2023) Out of one, many: Using language models to simulate human samples. *Political Analysis* 31(3):337–351.
- Baker WE, Bulkley N (2014) Paying it forward vs. rewarding reputation: Mechanisms of generalized reciprocity. *Organization science* 25(5):1493–1510.
- Binz M, Schulz E (2023) Using cognitive psychology to understand GPT-3. *Proceedings of the National Academy of Sciences* 120(6):e2218523120.
- Brand J, Israeli A, Ngwe D (2023) Using GPT for market research. *Available at SSRN 4395751* .
- Brookins P, DeBacker JM (2023) Playing games with GPT: What can we learn about a large language model from canonical strategic games? *Available at SSRN 4493398* .
- Brucks M, Toubia O (2023) Large language models are prone to methodological artifacts. *Available at SSRN 4484416* .
- Çelen B, Hyndman K (2012) Social learning through endogenous information acquisition: an experiment. *Management Science* 58(8):1525–1548.
- Çelen B, Kariv S, Schotter A (2010) An experimental test of advice and social learning. *Management Science* 56(10):1687–1701.
- Chang TA, Bergen BK (2023) Language model behavior: A comprehensive survey. *arXiv preprint arXiv:2303.11504* .
- Charness G, Jabarian B, List JA (2023) Generation next: Experimentation with AI. Technical report, National Bureau of Economic Research.
- Charness G, Rabin M (2002) Understanding social preferences with simple tests. *The Quarterly Journal of Economics* 117(3):817–869.
- Chen Y, Li SX (2009) Group identity and social preferences. *American Economic Review* 99(1):431–457.

- Chen Y, Liu TX, Shan Y, Zhong S (2023) The emergence of economic rationality of GPT. *Proceedings of the National Academy of Sciences* 120(51):e2316205120, URL <http://dx.doi.org/10.1073/pnas.2316205120>.
- Chuang YS, Suresh S, Harlalka N, Goyal A, Hawkins R, Yang S, Shah D, Hu J, Rogers TT (2023) Evaluating llm agent group dynamics against human group dynamics: A case study on wisdom of partisan crowds. *arXiv preprint arXiv:2311.09665* .
- Dufwenberg M, Gneezy U, Güth W, Van Damme E (2001) Direct vs indirect reciprocity: an experiment. *Homo Oeconomicus* 18(1/2):19–30.
- Ellsberg D (1961) Risk, ambiguity, and the savage axioms. *The quarterly journal of economics* 75(4):643–669.
- Gao C, Lan X, Lu Z, Mao J, Piao J, Wang H, Jin D, Li Y (2023) S3: Social-network simulation system with large language model-empowered agents. *arXiv preprint arXiv:2307.14984* .
- Goli A, Singh A (2023) Language, time preferences, and consumer behavior: Evidence from large language models. *arXiv preprint arXiv:2305.02531* .
- Gray K, Ward AF, Norton MI (2014) Paying it forward: generalized reciprocity and the limits of generosity. *Journal of Experimental Psychology: General* 143(1):247.
- Griffin LD, Kleinberg B, Mozes M, Mai KT, Vau M, Caldwell M, Marvor-Parker A (2023) Susceptibility to influence of large language models. *arXiv preprint arXiv:2303.06074* .
- Gui G, Toubia O (2023) The challenge of using llms to simulate human behavior: A causal inference perspective. *Available at SSRN* .
- Horton JJ (2023) Large language models as simulated economic agents: What can we learn from homo silicus? Technical report, National Bureau of Economic Research.
- Hu T, Kyrychenko Y, Rathje S, Collier N, van der Linden S, Roozenbeek J (2023) Generative language models exhibit social identity biases. *arXiv preprint arXiv:2310.15819* .
- Huddy L (2001) From social to political identity: A critical examination of social identity theory. *Political psychology* 22(1):127–156.
- Kiciman E, Ness R, Sharma A, Tan C (2023) Causal reasoning and large language models: Opening a new frontier for causality. *arXiv preprint arXiv:2305.00050* .
- Kim J, Lee B (2023) Ai-augmented surveys: Leveraging large language models for opinion prediction in nationally representative surveys. *arXiv preprint arXiv:2305.09620* .
- Leng Y, Dong X, Moro E, Pentland A (2023a) Long range effect of social influence via phone communication networks. *Information Systems Research* .
- Leng Y, Sowrirajan T, Zhai Y, Pentland A (2023b) Interpretable stochastic block influence model: measuring social influence among homophilous communities. *IEEE Transactions on Knowledge and Data Engineering* .
- Li P, Castelo N, Katona Z, Sarvary M (2023a) Language models for automated market research: A new way to generate perceptual maps. *Available at SSRN 4241291* .
- Li Y, Lin Z, Zhang S, Fu Q, Chen B, Lou JG, Chen W (2023b) Making language models better reasoners with step-aware verifier. *Proceedings of the 61st Annual Meeting of the Association for Computational Linguistics (Volume 1: Long Papers)*, 5315–5333.

- Li Y, Zhang Y, Sun L (2023c) Metaagents: Simulating interactions of human behaviors for llm-based task-oriented coordination via collaborative generative agents. *arXiv preprint arXiv:2310.06500* .
- Miotto M, Rossberg N, Kleinberg B (2022) Who is GPT-3? an exploration of personality, values and demographics. *arXiv preprint arXiv:2209.14338* .
- Mitchell M, Krakauer DC (2023) The debate over understanding in ai’s large language models. *Proceedings of the National Academy of Sciences* 120(13):e2215907120.
- Nowak MA (2006) Five rules for the evolution of cooperation. *Science* 314(5805):1560–1563.
- Nowak MA, Roch S (2007) Upstream reciprocity and the evolution of gratitude. *Proceedings of the royal society B: Biological Sciences* 274(1610):605–610.
- Nowak MA, Sigmund K (2005) Evolution of indirect reciprocity. *Nature* 437(7063):1291–1298.
- OpenAI (2023) GPT-4 technical report. *arXiv* 2303–08774.
- Park JS, O’Brien J, Cai CJ, Morris MR, Liang P, Bernstein MS (2023) Generative agents: Interactive simulacra of human behavior. *Proceedings of the 36th Annual ACM Symposium on User Interface Software and Technology*, 1–22.
- Pellert M, Lechner CM, Wagner C, Rammstedt B, Strohmaier M (2023) Ai psychometrics: Using psychometric inventories to obtain psychological profiles of large language models .
- Qiu L, Singh PV, Srinivasan K (2023) How much should we trust llm results for marketing research? *Available at SSRN 4526072* .
- Safdari M, Serapio-García G, Crepy C, Fitz S, Romero P, Sun L, Abdulhai M, Faust A, Mataric M (2023) Personality traits in large language models. *arXiv preprint arXiv:2307.00184* .
- Salewski L, Alaniz S, Rio-Torto I, Schulz E, Akata Z (2023) In-context impersonation reveals large language models’ strengths and biases. *arXiv preprint arXiv:2305.14930* .
- Simon B, Klandermans B (2001) Politicized collective identity: A social psychological analysis. *American psychologist* 56(4):319.
- Taori R, Gulrajani I, Zhang T, Dubois Y, Li X, Guestrin C, Liang P, Hashimoto TB (2023) Alpaca: A strong, replicable instruction-following model. *Stanford Center for Research on Foundation Models*. <https://crfm.stanford.edu/2023/03/13/alpaca.html> 3(6):7.
- Tjuatja L, Chen V, Wu ST, Talwalkar A, Neubig G (2023) Do llms exhibit human-like response biases? a case study in survey design. *arXiv preprint arXiv:2311.04076* .
- Touvron H, Martin L, Stone K, Albert P, Almahairi A, Babaei Y, Bashlykov N, Batra S, Bhargava P, Bhosale S, et al. (2023) Llama 2: Open foundation and fine-tuned chat models. *arXiv preprint arXiv:2307.09288* .
- Webb T, Holyoak KJ, Lu H (2023) Emergent analogical reasoning in large language models. *Nature Human Behaviour* 7(9):1526–1541.
- Wedekind C, Milinski M (2000) Cooperation through image scoring in humans. *Science* 288(5467):850–852.
- Wei J, Wang X, Schuurmans D, Bosma M, Xia F, Chi E, Le QV, Zhou D, et al. (2022) Chain-of-thought prompting elicits reasoning in large language models. *Advances in Neural Information Processing Systems* 35:24824–24837.

Yamagishi T, Kiyonari T (2000) The group as the container of generalized reciprocity. *Social Psychology Quarterly* 116–132.

Yuan Y, Liu TX, Tan C, Chen Q, Pentland AS, Tang J (2023) Gift contagion in online groups: Evidence from virtual red packets. *Management Science* .