

Harnessing the Final Control Error for Optimal Data-Driven Predictive Control [★]

Alessandro Chiuso ^a, Marco Fabris ^a, Valentina Breschi ^b, Simone Formentin ^c

^a*Department of Information Engineering, University of Padova, Via Gradenigo 6/b, 35131 Padova, Italy.*

^b*Department of Electrical Engineering, Eindhoven University of Technology, 5600 MB Eindhoven, The Netherlands.*

^c*Dipartimento di Elettronica, Informazione e Bioingegneria, Politecnico di Milano, P.za L. Da Vinci, 32, 20133 Milano, Italy.*

Abstract

Model Predictive Control (MPC) is a powerful method for complex system regulation, but its reliance on accurate models poses many limitations in real-world applications. Data-driven predictive control (DDPC) offers a valid alternative, eliminating the need for model identification. However, it may falter in the presence of noisy data. In response, in this work, we present a unified stochastic framework for direct DDPC where control actions are obtained by optimizing the Final Control Error, directly computed from available data only, that automatically weighs the impact of uncertainty on the control objective. Our approach generalizes existing DDPC methods, like regularized Data-enabled Predictive Control (DeePC) and γ -DDPC, and thus provides a path toward noise-tolerant data-based control, with rigorous optimality guarantees. The theoretical investigation is complemented by a series of numerical case studies, revealing that the proposed method consistently outperforms or, at worst, matches existing techniques without requiring tuning regularization parameters as methods do.

Key words: data-driven control, control of constrained systems, regularization, identification for control

1 Introduction

Model Predictive Control (MPC) has earned recognition as a powerful technology for optimizing the regulation of complex systems, owing to its flexible formulation and constraint-handling capabilities [24]. However, its effectiveness is contingent on the accuracy of the predictor based on which control actions are optimized [6]. This limitation has led to the exploration of robust, stochastic, and tube-based MPC solutions [26]. Unfortunately, these extensions often come with trade-offs, such as conservatism in control and substantial computational burdens, rendering them less suitable for real-time applications like mechatronics or automotive systems [27].

In response to these challenges, data-driven predictive control (DDPC), sometimes referred to as Data-enabled Predictive Control (DeePC), has emerged as an alternative to traditional MPC, see [8,13,5]. DDPC directly

maps data collected offline onto the control sequence starting from the current measurements, without the need for an intermediate identification phase. In the linear time-invariant setting, mathematical tools such as the “fundamental lemma” [30] and linear algebra-based subspace and projection methods [29] represent the enabling technology for data-driven control [15,8] also providing the link between DDPC and Subspace Predictive Control [17] and, more in general, between “indirect” and “direct”, “model-based” and “model-free” data-driven predictive control schemes [16]. In turn, unveiling this link has led to quite a bit of debate in the recent literature regarding the pros and cons of exploiting models (explicitly or implicitly) for control design, see e.g., the recent works [16,19,15], a topic that closely relates to past work on experiment design [18].

Adding to this debate, when referring to data-driven predictive approaches, we still keep the dichotomy between model-free/model-based and direct/indirect approaches, nonetheless giving a new perspective on the former based on our theoretical results. Meanwhile, indirect/direct methods are juxtaposed according to the following (more mainstream) terminology.

[★] This project was partially supported by the Italian Ministry of University and Research under the PRIN’17 project “Data-driven learning of constrained control systems”, contract no. 2017J89ARP. Corresponding author: Alessandro Chiuso (e-mail: alessandro.chiuso@unipd.it).

- We call any control scheme that (directly) focuses on finding the control action as a function of data as **direct** (as exemplified by the straight arrow from the data to the controller in Fig. 1 of [16]). In the predictive control context, this is equivalent to focusing on estimating the control objective to be optimized. In probabilistic terms, this in turn requires *finding the conditional distribution of the cost given observed data*, i.e., extracting from data no-more and no-less of what is needed for control design (a.k.a., a **sufficient statistic for control**). Distributionally robust approaches such as [14] clearly fall within this broad class.
- Conversely, an **indirect** approach undertakes intermediate steps that are *not directly guided by the control objective*. In the predictive control realm, these intermediate steps often coincide with the identification of a predictor, which is then fixed for control design. If the data are manipulated such that a sufficient statistic for control is not fully preserved, this approach thus turns out to be sub-optimal.

While leaving our take on the model-based/model-free debate for the remainder of the paper, we further elaborate on the direct/indirect distinction which, despite being rather conventional, it is not generally trivial.

In fact, it is well-known that DeePC/DDPC, conventionally indicated as direct and model-free techniques, are equivalent to indirect and model-based (nominal) predictive control when measurements are noise free (see, e.g., [8]). Indeed, in a noise-free (deterministic) scenario, any finite segment of (informative) data is equivalent to having full knowledge of the model (or behavior) of the controlled system and, thus, of the cost. Therefore, in a deterministic (noise-free) context, classifying algorithms as direct/indirect and model-free/model-based is of purely nomenclature flavor.

This is no longer true when data *do not* follow exactly the laws of *deterministic linear systems*. In this case, the distinctions direct/indirect and model-based/model-free approaches becomes substantial, and the performance of “deterministically inspired” algorithms degrades quite rapidly [15]. This can be interpreted as an overfitting phenomenon, in that the controller is overconfident in the estimate of the cost (or of the “model/behavior”), and may attempt to compensate for noise in the training data potentially destabilizing the closed loop system.

Recent research [15,14,7,9,22] has focused on modifying DDPC algorithms exploiting regularization to make the optimal control input design robust against noise on the training data. Simulation results show that regularization significantly improves control performance, when tuned correctly. However, tuning regularization penalties can be non-trivial, requiring closed-loop experiments for validation [15] or demanding the use of established rules of thumbs (see, e.g., [21]).

To cope with these limitations of existing DDPC strate-

gies, in this paper, we present a **novel unified framework** for direct data-driven predictive control within a *stochastic context*, where data are generated by an unknown linear time-invariant stochastic system. Our contributions within this framework include:

- we formulate the direct data-driven predictive control problem from first principles in a “model-free” framework with *the flexibility to incorporate available priors*, a feature not readily available in existing data-driven control approaches, thus providing a continuous link between model-free (no prior knowledge on the model beyond linearity) and model-based approaches.
- we introduce the Final Control Error (FCE), a “control-oriented” extension of the Final Prediction Error (FPE) [1]. FCE provides an estimate of the actual (final) control cost based on the available (historical) data; we shall see that it can be decoupled as the sum of a *certainty equivalence* (control) cost and a regularization term, where *no tuning* of regularization parameters is needed. The regularization term quantifies the impact of uncertainty of the data-based predictions on the control objective.
- we demonstrate that existing DDPC and DeePC [13] approaches, including recent variants like γ -DDPC [8], can be viewed as *specific instances of our formulation*.

The remainder of this paper unfolds as follows. Section 2 mathematically formulates the data-driven receding-horizon problem in the stochastic setting. Section 3 discusses the minimal high-level assumptions necessary for formal analysis. In Section 4 a closed form expression for the Final Control Error is provided and Section 5 introduces the optimal data-driven predictive control in the model-free scenario. Existing methods are shown to be special cases within this framework in Section 6. Numerical case studies are illustrated in Section 7. The paper concludes with some final remarks.

Notation. We denote with \mathbb{N} the set of natural numbers (excluded zero) and \mathbb{R}_+ the set of non-negative real numbers. Given a matrix A , we denote its transpose as A^T and its Moore-Penrose pseudo-inverse as A^\dagger . In case A is square, $\text{diag}[A]$ indicates the diagonal matrix with diagonal elements equal to those in the diagonal of A and, when A is invertible, its inverse is denoted as A^{-1} . Meanwhile, we denote the identity matrix of size $d \times d$ as I_d . Given two vectors a and b , the symbol $\dot{=}$ is used

to denote their equality up to $^1 o_P(1/N)$, i.e.,

$$a \doteq b \iff a = b + o_P(1/N), \quad (1)$$

where the symbol $o_P(1/N)$ is defined as in [28]. For any signal $v(t) \in \mathbb{R}^v$, we define the associated Hankel matrix $V_{[t_0, t_1], N} \in \mathbb{R}^{v(t_1-t_0+1) \times N}$ as:

$$V_{[t_0, t_1], N} := \frac{1}{\sqrt{N}} \begin{bmatrix} v(t_0) & v(t_0+1) & \cdots & v(t_0+N-1) \\ v(t_0+1) & v(t_0+2) & \cdots & v(t_0+N) \\ \vdots & \vdots & \ddots & \vdots \\ v(t_1) & v(t_1+1) & \cdots & v(t_1+N-1) \end{bmatrix}, \quad (2)$$

Finally, the shorthand $V_{t_0} := V_{[t_0, t_0], N}$ is used to denote the Hankel containing a single row, namely

$$V_{t_0} := \frac{1}{\sqrt{N}} [v(t_0) \ v(t_0+1) \ \cdots \ v(t_0+N-1)]. \quad (3)$$

2 Problem formulation: from MPC to direct data-driven control

Consider a discrete-time, linear, time-invariant (LTI) system, with input $u(t) \in \mathbb{R}^m$ and output $y(t) \in \mathbb{R}^p$ and define the joint process

$$z(t) := \begin{bmatrix} y(t) \\ u(t) \end{bmatrix} \in \mathbb{R}^{m+p}. \quad (4)$$

Assume that our goal is to control this system in a receding horizon fashion. Therefore, at each time step $t \in \mathbb{N}$, we aim at solving the optimal predictive control problem **Problem P0 (Model Predictive Control)**

$$u_f^* := \arg \min_{u_f \in \mathcal{U}_f} L_t(u_f) \quad (5)$$

seeking for a feasible future input sequence

$$u_f = u_f(t) := [u^\top(t) \ u^\top(t+1) \ \cdots \ u^\top(t+T-1)]^\top \in \mathcal{U}_f, \quad (6)$$

that minimizes a user-defined cost $L_t: \mathbb{R}^{mT} \rightarrow \mathbb{R}$ over a given horizon of length $T \geq 1$. Computing the cost L_t

¹ Note that in asymptotic statistical analysis it is often required that equality hold up to $o_P(1/\sqrt{N})$. Instead here we need equality up to $o_P(1/N)$ since the cost is a quadratic function of the predictor and we need to make sure that certain approximations introduced have an effect which can be neglected w.r.t. the dominating terms, which are of order $O(1/N)$.

requires knowledge of the “true” data-generating mechanism² \mathcal{M} . Only the first optimal control action $u^*(t)$ is then applied to the actual system, while the remaining optimal inputs are discarded, and (5) is solved again at the next step $t+1$.

Apart from the optimization variable u_f , and for a given model \mathcal{M} , let the loss $L(u_f)$ in (5) depend on a function

$$f(u_f, z_{ini}) := \mathbb{E}[y_f | z_{ini}, u_f, \mathcal{M}], \quad (7)$$

describing how future outputs

$$y_f = y_f(t) := [y^\top(t) \ y^\top(t+1) \ \cdots \ y^\top(t+T-1)]^\top, \quad (8)$$

can be *predicted* based on the optimization variable u_f , and the following collection of ρ joint inputs and outputs:

$$z_{ini} = z_{ini}(t) := [z^\top(t-\rho) \ \cdots \ z^\top(t-2) \ z^\top(t-1)]^\top, \quad (9)$$

encoding the initial condition of the controlled system at time t .

Moreover, let us suppose that $L(u_f)$ can be a function of the input and output references $u_r \in \mathcal{U}_f^T$ and $y_r \in \mathbb{R}^{pT}$, so that the standard objective of MPC [6] becomes nothing but a particular choice within the considered class of cost functions. Indeed, the MPC cost is given by:

$$\begin{aligned} L_t(u_f) &= \mathbb{E}[\|y_r - y_f\|_{Q_o}^2 + \|u_r - u_f\|_R^2 | \mathcal{M}] \\ &= \|y_r - f(u_f, z_{ini})\|_{Q_o}^2 + \|u_r - u_f\|_R^2 \\ &\quad + \mathbb{E}[\|y_f - f(u_f, z_{ini})\|_{Q_o}^2] \\ &\propto \|y_r - f(u_f, z_{ini})\|_{Q_o}^2 + \|u_r - u_f\|_R^2, \end{aligned} \quad (10)$$

where $Q_o \in \mathbb{R}^{pT \times pT}$ and $R \in \mathbb{R}^{mT \times mT}$ are positive definite matrices to be freely chosen by the control designer to achieve specific goals, while $\mathbb{E}[\|y_f - f(u_f, z_{ini})\|_{Q_o}^2]$ can be neglected since it only involves expected value of future noise but it does not depend on u_f (see [8]). Note that, the conditional expectation on \mathcal{M} implies having “full knowledge” of the system to be controlled, i.e., knowing its model (and, thus, the functional form of the predictor) and having a perfect knowledge of noise statistics, as typical in (deterministic and stochastic) MPC (see [6]).

On the wave of data-driven predictive control approaches and, thus, differently from MPC, in this work we are interested in the case where the optimal predictor $f(u_f, z_{ini})$ for the system is *unknown*, while we have access to a finite set of input/output (training) data

² Because of this dependence, we refer to (5) as the optimal, model based problem.

$\mathcal{D} := \{(y(s), u(s)), s = 1, \dots, N_{data}\}$ collected in open loop before closed-loop operations are initiated. In this context, the sufficient statistic for solving the targeted optimal control problem (5) is the following conditional probability:

$$P(L|u_f, \mathcal{D}) := \mathbb{P}[L_t(u_f) \leq L|\mathcal{D}]. \quad (11)$$

Following the terminology used in [1] where the term *Final Prediction Error* (FPE) is used to denote the final error (mean squared error) obtained when predicting future data based on a predictor estimated from historical data, we shall give the following definition:

Definition 1 *The conditional mean $\mathbb{E}[L_t(u_f)|\mathcal{D}]$, i.e., the estimate of the (finite-horizon, open loop) control cost based on the training data \mathcal{D} , will be called Final Control Error (FCE).*

The FCE is a function of the control actions (that we need to optimize) and of the available (training) data \mathcal{D} . Accordingly, we recast the design problem in (5) as the optimization of the Final Control Error, i.e.,

Problem P1 (Data-Driven Predictive Control)

$$\hat{u}_f^* := \arg \min_{u_f \in \mathcal{U}_f} \underbrace{\mathbb{E}[L_t(u_f)|\mathcal{D}]}_{:= FCE(u_f)}, \quad (12)$$

whose solution \hat{u}_f^* of (12) is a *measurable function of the data \mathcal{D}* , whereas u_f^* in (5) is a deterministic quantity.

Remark 1 (Alternative formulations) *Based on the conditional probability in (11) different notions of optimality for control can be considered, leading to alternative reformulations of the design problem in (5). A first possibility would be to minimize the so-called Value at Risk (VaR) [2] for a given confidence level α . This would result in the following problem:*

$$\begin{aligned} \hat{u}_f^* &:= \arg \min_{u_f \in \mathcal{U}_f, \ell} \ell \\ \text{s.t. } &\mathbb{P}[L_t(u_f) > \ell|\mathcal{D}] = \alpha. \end{aligned}$$

A more cautious alternative would be to optimize the so-called Conditional Value at Risk (CVaR) [2], i.e., to solve

$$\begin{aligned} \hat{u}_f^* &:= \arg \min_{u_f \in \mathcal{U}_f, \ell} \mathbb{E}[L_t(u_f)|L_t(u_f) > \ell, \mathcal{D}] \\ \text{s.t. } &\mathbb{P}[L_t(u_f) > \ell|\mathcal{D}] = \alpha. \end{aligned} \quad (13)$$

In this case, one is thus interested not only in bounding the probability of losses exceeding a certain threshold (as for the VaR), but also in limiting the expected loss in case such threshold is exceeded. While we defer an analysis of the implications that such changes in the notion of optimality have on the final closed-loop performance to future work, we wish to stress that the considered Problem (12) corresponds to (13) for $\alpha = 1$.

3 High level assumptions on the predictor

Given the input-output measurements available up time t , here denoted as $z_t^- = \{z(t-k)\}_{k \in \mathbb{N}}$, let us consider the one-step predictor

$$\hat{y}(t|t-1) := \mathbb{E}[y(t)|z_t^-, \mathcal{M}], \quad (14)$$

on which we make the following assumptions.

Assumption 1 *The predictor (14) is linear and has an ℓ_1 (i.e., BIBO) stable impulse response, namely:*

$$\begin{aligned} \hat{y}(t|t-1) &= \sum_{k=1}^{+\infty} \phi_k z(t-k), \\ &= \sum_{k=1}^{+\infty} \phi_k^y y(t-k) + \phi_k^u u(t-k), \end{aligned} \quad (15)$$

with $\{\Phi_k\}_{k \in \mathbb{N}} \in \ell_1$ and $\Phi_k := [\phi_k^y \ \phi_k^u]$.

Assumption 2 *The one-step prediction error $e(t) := y(t) - \hat{y}(t|t-1)$ is a martingale difference with constant conditional variance $\sigma^2 I_p \in \mathbb{R}_+^p$, namely:*

$$\mathbb{E}[e(t)|z_t^-, u_t^+] = 0 \quad (16a)$$

$$\text{Var}[e(t)|z_t^-, u_t^+] = \text{Var}[e(t)] = \sigma^2 I_p, \quad (16b)$$

conditionally on the joint input-output past data z_t^- , and future inputs $u_t^+ := \{u(t+k-1)\}_{k \in \mathbb{N}}$.

While Assumption 1 implies that $y(t)$ admits an *infinite order ARX* representation with BIBO-stable impulse response, Assumption 2 requires that data are gathered in open loop (the reader is referred to [12], where the closed-loop case is treated).

Remark 2 (On the role of (15)) *The representation in (15) should not be regarded as a tentative parameterization of the predictor via the (infinite dimensional) set of “parameters” $\{\Phi_k\}_{k \in \mathbb{N}}$, but rather as a general representation encompassing all linear and bounded maps between past inputs/outputs and $\hat{y}(t|t-1)$. Indeed, our assumptions are rather mild and not limiting, as the considered class of predictors spans all linear (and even infinite dimensional) and bounded operators mapping past data into the one-step-ahead output prediction.*

As we aim at solving (12) in a *model-free* fashion, we wish not to impose further restrictions on the predictor apart from the (mild) Assumptions 1-2. To achieve this goal, we model $\{\Phi_k\}_{k \in \mathbb{N}}$ as the zero-mean, Gaussian process

$$\begin{aligned} \{\phi_k^u\}_{k \in \mathbb{N}} &\sim \mathcal{GP}(0, K_\lambda), \quad \{\phi_k^y\}_{k \in \mathbb{N}} \sim \mathcal{GP}(0, K_\lambda) \\ \{\phi_k^u\}_{k \in \mathbb{N}} &\perp \{\phi_k^y\}_{k \in \mathbb{N}}, \end{aligned} \quad (17)$$

with covariance $K_\lambda := \lambda K$, and where kernel K only has to result in ℓ_1 -stable realizations of this prior. We

then let the scaling factor go to infinity, i.e., $\lambda \rightarrow \infty$, to recover a *fully non-informative* prior, thus complying with the considered framework.

Since $\{\phi_k\}_{k \in \mathbb{N}} \in \ell_1$, it is additionally possible to select a data-driven truncation rule $\hat{\rho} \in \mathbb{N}$ such that, for any length N_{data} dataset \mathcal{D} , it is possible to truncate the predictor in (15) as:

$$\hat{y}(t|t-1) \doteq \sum_{k=1}^{\hat{\rho}} \phi_k^y y(t-k) + \phi_k^u u(t-k), \quad (18)$$

with a negligible (i.e., $o(1/N_{data})$) approximation error (see e.g., [4,3,11]).

Remark 3 (On the choice of $\hat{\rho}$) *Although the choice of $\hat{\rho}$ is not uniform over the parameter space, $\hat{\rho}$ can always be tuned in a data-driven fashion as discussed in [3].*

Remark 4 (Truncation in a Bayesian setup) *For finite λ in (17), the truncation to $\hat{\rho}$ introduced in (18) can actually be avoided, since the posterior means and variances featured in the optimal control problem are well-defined (i.e., bounded) even for $\hat{\rho} \rightarrow \infty$. We leave the analysis of this scenario to future work.*

Based on the truncated representation in (18), we can now formally characterize the optimal multi-step predictor as follows.

Proposition 1 *Recalling the definitions of u_f , y_f , and z_{ini} in (6)-(9), the optimal T -step-ahead output predictor $f(u_f, z_{ini})$ satisfies*

$$(I_{pT} - \Phi_y) f(u_f, z_{ini}) \doteq \Phi_P z_{ini} + \Phi_u u_f, \quad (19a)$$

and

$$y_f - f(u_f, z_{ini}) \doteq (I_{pT} - \Phi_y)^{-1} e_f, \quad (19b)$$

with

$$\Phi_u = \begin{bmatrix} 0 & 0 & 0 & \dots & 0 \\ \phi_1^u & 0 & 0 & \dots & 0 \\ \phi_2^u & \phi_1^u & 0 & \dots & 0 \\ \vdots & \vdots & \ddots & \ddots & \vdots \\ \phi_{T-1}^u & \phi_{T-2}^u & \dots & \phi_1^u & 0 \end{bmatrix}, \quad \Phi_y = \begin{bmatrix} 0 & 0 & 0 & \dots & 0 \\ \phi_1^y & 0 & 0 & \dots & 0 \\ \phi_2^y & \phi_1^y & 0 & \dots & 0 \\ \vdots & \vdots & \ddots & \ddots & \vdots \\ \phi_{T-1}^y & \phi_{T-2}^y & \dots & \phi_1^y & 0 \end{bmatrix},$$

$$\Phi_P = \begin{bmatrix} \phi_\rho & \phi_{\rho-1} & \phi_{\rho-2} & \dots & \dots & \dots & \phi_1 \\ 0 & \phi_\rho & \phi_{\rho-1} & \dots & \dots & \dots & \phi_2 \\ 0 & 0 & \phi_\rho & \dots & \dots & \dots & \phi_3 \\ \vdots & \vdots & \ddots & \ddots & \vdots & \vdots & \vdots \\ 0 & 0 & \dots & 0 & \phi_\rho & \dots & \phi_T \end{bmatrix}. \quad (19c)$$

Proof. See the Appendix. \square

3.1 Model-based vs model-free

Given our high-level assumptions on the predictor, one might argue whether an approach relying on them can be regarded as model-free or is instead model-based. To answer this, we introduce the following distinction between model-based and model-free approaches.

- In general terms, a **model-based** approach postulates specific forms of the predictor, restricting a-priori its functional form. A notable example is the “classical” route followed in parametric system identification, where one imposes $\{\Phi_k\}_{k \in \mathbb{N}}$ to be the impulse response of an n -th order linear state-space model, with n is fixed.
- Instead, a **model-free** approach postulates a form of the predictor that encompasses the whole class of systems that can have generated the available data, as the *infinite order ARX* in (15).

It should be clear from these definitions that in the data-driven context model-based does not mean that the model is assumed to be known (like in standard MPC) nor that *certainty equivalence* [31] is assumed. Instead, the design is informed by a specific model structure restricting the class of possible data-generating systems. Meanwhile, since we are working in the linear setup, the linearity assumption (implied by (15)) cannot be considered as a restriction on the model class, making any approach that just relies on linearity model-free. Based on this definition, one can still argue whether the truncation performed in (18) makes approaches relying on it again model-based. Nonetheless, the only effect of the truncation is to remove all elements of the general, *infinite order ARX* that are not “informative” based on the available data (as they lead to an approximation error of the order $o(1/N_{data})$). Based on these arguments, in a **linear, time-invariant context**, we deem approaches leveraging the introduced high-level assumptions on the predictor as *direct* and *model-free*, including the one we proposed next.

4 The Final Control Error

To streamline notation, let us denote the difference between the future references and the predicted outputs as

$$\Delta_y(u_f) = y_r - f(u_f, z_{ini}). \quad (20)$$

so that the cost (10) can be compactly rewritten as

$$L_t(u_f) = \|\Delta_y\|_{Q_o}^2 + \|u_r - u_f\|_R^2.$$

Based on (19b), it is straightforward to prove that the T -step-ahead prediction error covariance is given by

$\sigma^2(I_{pT} - \Phi_y)^{-1}(I_{pT} - \Phi_y)^{-\top}$. We can account for this by redefining the tracking loss as follows:

$$L_t(u_f) = \|W\Delta_y\|_Q^2 + \|u_r - u_f\|_R^2, \quad (21)$$

where $Q := W^{-\top}Q_oW^{-1}$ and, thus, normalizing the tracking error by the (normalized) inverse square root error covariance

$$W := I_{pT} - \Phi_y. \quad (22)$$

This alternative formulation allows us to link $L_t(u_f)$ to the characterization of the predictor provided in (19a) and, thus, to express the conditional loss in (12) as formalized in the following Proposition.

Proposition 2 *Let the predictor $f(u_f, z_{ini})$ featured in (21) be described as in (19a), and define*

$$\bar{\Phi}_P := \mathbb{E}[\Phi_P|\mathcal{D}], \quad \bar{\Phi}_u := \mathbb{E}[\Phi_u|\mathcal{D}], \quad \bar{W} = \mathbb{E}[W|\mathcal{D}]. \quad (23)$$

Then, the Final Control Error in (12) is given by

$$FCE(u_f) = \mathbb{E}[L_t(u_f)|\mathcal{D}] = J(u_f) + r(u_f), \quad (24a)$$

with

$$J(u_f) := \|\bar{W}\bar{\Delta}_y\|_Q^2 + \|u_r - u_f\|_R^2, \quad (24b)$$

$$r(u_f) := \text{Tr}[Q\text{Var}[W\Delta_y|\mathcal{D}]], \quad (24c)$$

and

$$\bar{W}\bar{\Delta}_y := \mathbb{E}[W\Delta_y|\mathcal{D}] = \bar{W}y_r - (\bar{\Phi}_P z_{ini} + \bar{\Phi}_u u_f). \quad (24d)$$

Proof. The proof follows immediately from the decomposition of the conditional expected value in (21) in terms of “squared mean plus variance”. Indeed, given the conditional mean defined as in (24d), (21) can be rewritten as

$$\begin{aligned} L_t(u_f) &= \|W\Delta_y\|_Q^2 + \|u_r - u_f\|_R^2 \\ &= \|\bar{W}\bar{\Delta}_y\|_Q^2 + \|u_r - u_f\|_R^2 + \|W\Delta_y - \bar{W}\bar{\Delta}_y\|_Q^2 \\ &\quad + 2\text{Tr}[Q(W\Delta_y - \bar{W}\bar{\Delta}_y)^\top \bar{W}\bar{\Delta}_y]. \end{aligned}$$

Using the facts that $\bar{W}\bar{\Delta}_y$ is measurable w.r.t. \mathcal{D} , $\mathbb{E}[W\Delta_y - \bar{W}\bar{\Delta}_y|\mathcal{D}] = 0$ and that

$$\mathbb{E}[\|W\Delta_y - \bar{W}\bar{\Delta}_y\|_Q^2|\mathcal{D}] = \text{Tr}[Q\text{Var}[W\Delta_y|\mathcal{D}]],$$

the proof is completed. \square

Therefore, we can now recast our data-driven control problem as follows

$$\hat{u}_f^* := \underset{u_f \in \mathcal{U}_f}{\text{argmin}} J(u_f) + r(u_f) \quad (25)$$

where

$$\begin{aligned} J(u_f) &:= \|\bar{W}\bar{\Delta}_y\|_Q^2 + \|u_r - u_f\|_R^2 \\ &= \|\bar{W}y_r - (\bar{\Phi}_P z_{ini} + \bar{\Phi}_u u_f)\|_Q^2 + \|u_r - u_f\|_R^2, \end{aligned} \quad (26)$$

$$r(u_f) := \text{Tr}[Q\text{Var}[W\Delta_y|\mathcal{D}]]. \quad (27)$$

These two terms can be respectively regarded as the “certainty equivalence quadratic” loss, and a regularization that controls the effects of uncertainties on the future inputs.

Remark 5 *The cost in (25) still depends on the choice of the weightings Q and R . These degrees of freedom can be exploited to capture specific problems encountered in the literature in designing data-driven predictive controllers. For instance, by choosing $Q := \bar{W}^{-\top}Q_o\bar{W}^{-1}$ we obtain*

$$\begin{aligned} \bar{J}(u_f) &:= \|\bar{W}\bar{\Delta}_y\|_Q^2 + \|u_r - u_f\|_R^2 \\ &= \|y_r - \bar{W}^{-1}(\bar{\Phi}_P z_{ini} + \bar{\Phi}_u u_f)\|_{Q_o}^2 + \|u_r - u_f\|_R^2, \end{aligned} \quad (28)$$

$$\bar{r}(u_f) := \text{Tr}[\bar{W}^{-\top}Q_o\bar{W}^{-1}\text{Var}[W\Delta_y|\mathcal{D}]], \quad (29)$$

so that $\bar{J}(u_f)$ is the control cost in [15,10] and $\bar{r}(u_f)$ is the corresponding optimal regularizer.

5 Model Free Predictive Control

At this stage, we can then provide the solution to the problem in (12) under a fully “model free” setup. To this end, we need to derive the dependence of (25) on the available data. This is achieved, in the Bayesian framework, in the limit of a *non-informative* prior on the predictor (17). Note that this is equivalent to allow (a priori) any possible linear predictor, which is nonetheless common to DDPC approaches (see e.g., [10,15,5]).

Let us firstly introduce the matrix

$$\Theta := [\phi_1, \dots, \phi_\rho] \quad (30)$$

and the vector $\theta := \text{vec}(\Theta) \in \mathbb{R}^{p(m+p)\rho}$. The vector θ fully characterizes the predictor in (19a). Accordingly, note that $W\Delta_y$ in (21) can be recast as

$$\begin{aligned} W\Delta_y(u_f) &:= W y_r - W f(u_f, z_{ini}) \\ &= [M_r - M_{ini} - M(u_f)]\theta, \end{aligned} \quad (31a)$$

where $M_r, M_{ini}, M(u_f) \in \mathbb{R}^{pT \times p(m+p)\rho}$ are *linear functions* of the output reference, z_{ini} and the future inputs, satisfying

$$W y_r = M_r \theta, \quad W f(z_{ini}, u_f) = M_{ini} \theta + M(u_f) \theta. \quad (31b)$$

While we keep the explicit dependence of $M(u_f)$ on future controls since u_f is our optimization variable, the

elements of W , Φ_P and Φ_u become selections of the components of θ . Therefore, writing \overline{W} , $\overline{\Phi}_P$ and $\overline{\Phi}_u$ simply implies that the true, yet unknown, entries of θ on which they depend are replaced with the corresponding elements of

$$\hat{\theta} := \mathbb{E}[\theta|\mathcal{D}]. \quad (32)$$

In addition to the previous conditional mean, let us introduce the conditional variance

$$\Sigma_\theta := \text{Var}[\theta|\mathcal{D}], \quad (33)$$

along with the data matrix of “past” inputs/outputs

$$Z_P := Z_{[1,\rho],N}, \quad (34)$$

and the output data matrix

$$Y_{\rho+1} := Y_{[\rho+1,\rho+1],N}, \quad (35)$$

with $N = N_{\text{data}} - \rho$.

Given these ingredients and introducing the linear function $M_0 := M_r - M_{\text{ini}}$, we are now ready to state the main result of the paper.

Theorem 1 *Assume that the one step ahead prediction error is Gaussian, the prior for the data generating mechanism is given in (17) with $\lambda \rightarrow \infty$. Furthermore, suppose that the data $\{z(s)\}_{s=1}^\rho$ are only exploited to fix the initial condition, but they do not bring information on the coefficients θ . Then, it holds that:*

$$\begin{aligned} \hat{\theta} &= \text{vec} [Y_{\rho+1} Z_P^\top (Z_P Z_P^\top)^{-1}] \\ &= \left[(Z_P Z_P^\top)^{-1} \otimes I_p \right] (Z_P \otimes I_p) \text{vec} (Y_{\rho+1}), \end{aligned} \quad (36)$$

$$\Sigma_\theta = \sigma^2 \left[(Z_P Z_P^\top)^{-1} \otimes I_p \right]. \quad (37)$$

Moreover, the expected cost $\mathbb{E}[L_t(u_f)|u_f, \mathcal{D}]$ can be expressed as in (5) with $J(u_f)$ and $r(u_f)$ defined as in (26) and (27), respectively, but with

$$\overline{W} \Delta_y = (M_0 - M(u_f)) \hat{\theta}, \quad (38a)$$

$$\text{Var}[W \Delta_y | \mathcal{D}] = (M_0 - M(u_f)) \Sigma_\theta (M_0 - M(u_f))^\top, \quad (38b)$$

with $M_0 := M_r - M_{\text{ini}}$ and M_r, M_{ini} defined as in (31b).

Proof. Let us first note that exploiting the expression for the one-step-ahead predictor in (18) the data Hankel matrices satisfy

$$Y_{\rho+1} \doteq \Theta Z_P + E_{\rho+1}. \quad (39)$$

Therefore, defining $\bar{y} := \text{vec} [Y_{\rho+1}]$ and $\bar{e} := \text{vec} [E_{\rho+1}]$, (39) can be vectorized, yielding to:

$$\bar{y} = (Z_P^\top \otimes I_p) \theta + \bar{e}$$

Under the Gaussian prior (17) for the predictor coefficients, there exists a symmetric positive definite matrix P such that $\theta \sim \mathcal{N}(0, \lambda P)$, so that the conditional mean and conditional variance are given by [25]:

$$\mathbb{E}[\theta|\mathcal{D}] \doteq \left[(Z_P Z_P^\top \otimes I_p) + \frac{\sigma^2}{\lambda} P^{-1} \right]^{-1} (Z_P \otimes I_p) \bar{y}, \quad (40a)$$

$$\text{Var}[\theta|\mathcal{D}] \doteq \sigma^2 \left[(Z_P Z_P^\top \otimes I_p) + \frac{P^{-1}}{\lambda} \right]^{-1}, \quad (40b)$$

in turn obtained based on the following property of Kronecker products:

$$(Z_P \otimes I_p) (Z_P \otimes I_p)^\top = (Z_P Z_P^\top \otimes I_p).$$

Taking the limit as $\lambda \rightarrow \infty$ and exploiting the identity, one obtains

$$(Z_P Z_P^\top \otimes I_p)^{-1} = (Z_P Z_P^\top)^{-1} \otimes I_p,$$

proving that (36) and (37) hold. Finally, it is sufficient to recall that $W \Delta_y$ is a linear function of θ (see (31a)), from which the conclusion follows. \square

Theorem 1 ultimately allows us to cast the optimal, model free DDPC problem as follows.

Problem P2 (DDPC with non-informative prior)

$$\hat{u}_f^* := \arg \min_{u_f \in \mathcal{U}_f} J(u_f) + r(u_f), \quad (41a)$$

where

$$J(u_f) = \|(M_0 - M(u_f)) \hat{\theta}\|_Q^2 + \|u_r - u_f\|_R^2, \quad (41b)$$

$$r(u_f) = \text{Tr} [Q (M_0 - M(u_f)) \Sigma_\theta (M_0 - M(u_f))^\top], \quad (41c)$$

and $\hat{\theta}$ and Σ_θ are the data-driven quantities defined as in (36) and (37), respectively.

With respect to the result in Theorem 1, it is also important to observe that $M(u_f)$ is linear on the future input sequence. Therefore, the problem in (12) is quadratic in u_f , reflecting the presence of a quadratic regularization term in most of existing formulation of data-driven predictive control, see e.g., [7,15,5]. At the same time, differently from existing DDPC problems, the one we obtain has important properties.

1. The optimal regularizer **depends explicitly** on the training **data** and on the **reference** trajectory. This feature is not shared by most regularization schemes, where offline tuning of the regularization penalties partially compensate for this.
2. **No tuning** of regularization parameter is needed, since the value of this penalty results directly from (37).

This last statement stems from the following remark.

Remark 6 (Dependence of (27) on σ^2) Based on (37)-(38), the regularization term in (27) depends on the (unknown) conditional variance of the one-step prediction error (see (16) and (37)). Nonetheless, this quantity can be estimated from \mathcal{D} as the sample variance of the ARX model residuals

$$\hat{\sigma}^2 := \frac{1}{p(N-d)} \left\| (I - Z_P(Z_P Z_P^\top)^{-1} Z_P^\top) Y_{\rho+1} \right\|^2,$$

where $d = (m+p)\rho$ is the number of free parameters for each output.

Two additional remarks are also in order.

Remark 7 (Sufficient Statistics for control) The optimization problem (12) with $J(u_f)$ and $r(u_f)$ as in (26), (27) and (38) depend on the data \mathcal{D} through the sufficient statistics

$$Y_{\rho+1} Z_P^\top, \quad Z_P Z_P^\top, \quad (42)$$

which are sample (second) moments of the measured data. It is worth observing that (42) coincide with the sufficient statistics for the coefficients of the predictor (15). Although, the statistics (42) are further compressed (yielding minimal sufficient statistics) when retrieving (38), which is what is ultimately needed to compute the control design cost (25), this compression depends upon the initial conditions z_{ini} and reference signals y_r and u_r . Nonetheless, we are interested in solving (25) for any possible choice of z_{ini} , y_r and u_r , making (42) the actual minimal information of the data one needs to store.

Remark 8 (Exploiting Informative Priors) The proposed setup allows us to employ informative priors (e.g., stable and smoothness priors such as TC/DC [25]) by just exploiting the expressions (40a) and (40b) to compute the cost in Problem P1, which is not as straightforward in other DDPC approaches. This is the reason why we have decided to follow a Bayesian viewpoint to obtain the “frequentist” case as the non-informative prior limit. We should like to stress that also classical Model Predictive Control (see Problem P0), in which one has full knowledge of the system’s model, can be obtained as the limit of a point (delta) prior centered on the “true” model \mathcal{M} .

6 Connection with DeePC and γ -DDPC

In this section, we focus on highlighting how two recently proposed techniques for data-driven predictive control, namely the DeePC scheme with “consistency regularizer” proposed in [15, Section IV.B] and γ -DDPC [8], fit within the framework of **Problem P2**. To this purpose, we introduce some preliminary definitions and notation.

First of all let us introduce the Hankel matrices³:

$$U_F := U_{[\rho, \rho+T-1], N}, \quad Y_F := Y_{[\rho, \rho+T-1], N}, \quad (43a)$$

$$H_{ZU} := \begin{bmatrix} Z_P \\ U_F \end{bmatrix}, \quad (43b)$$

respectively collecting “future” data and stacking “past” joint trajectories and “future” outputs, and let us denote the t -th column of H_{ZU} with $h(t)$.

Using this notation, DeePC and γ -DDPC can be written exploiting the LQ decomposition of the Hankel data matrix (see e.g., equation (40) in [8]) as follows:

$$\begin{aligned} \begin{bmatrix} z_{ini} \\ u_f \\ y_f \end{bmatrix} &= \begin{bmatrix} Z_P \\ U_F \\ Y_F \end{bmatrix} \alpha = \begin{bmatrix} L_{11} & 0 & 0 \\ L_{21} & L_{22} & 0 \\ L_{31} & L_{32} & L_{33} \end{bmatrix} \begin{bmatrix} Q_1 \\ Q_2 \\ Q_3 \end{bmatrix} \alpha \\ &= \begin{bmatrix} L_{11} & 0 & 0 \\ L_{21} & L_{22} & 0 \\ L_{31} & L_{32} & L_{33} \end{bmatrix} \begin{bmatrix} \gamma_1 \\ \gamma_2 \\ \gamma_3 \end{bmatrix}, \end{aligned} \quad (44)$$

with $\alpha \in \mathbb{R}^N$, $\gamma_1 \in \mathbb{R}^{\rho(m+p)}$, $\gamma_2 \in \mathbb{R}^{mT}$ and $\gamma_3 \in \mathbb{R}^{\rho T}$. Let us then focus on the case in which γ_3 is bound to be zero and, thus, α is subject to the consistency constraint

$$\|(I_N - \Pi)\alpha\| = 0, \quad \text{with } \Pi = H_{ZU}^\dagger H_{ZU}. \quad (45)$$

In this scenario, the predictor used in γ -DDPC (which corresponds to the one exploited in DeePC) can be rewritten as:

$$\begin{aligned} \hat{y}_f(z_{ini}, u_f) &= L_{31} \underbrace{L_{11}^{-1} z_{ini}}_{=\gamma_1(z_{ini})} + L_{32} \underbrace{L_{22}^{-1} (u_f - L_{21} L_{11}^{-1} z_{ini})}_{=\gamma_2(u_f)} \\ &= (L_{31} - L_{32} L_{22}^{-1} L_{21}) L_{11}^{-1} z_{ini} + L_{32} L_{22}^{-1} u_f. \end{aligned} \quad (46)$$

As shown in [9], this (measurable) function of the data \mathcal{D} can be thought of as a (noisy) measurement of the true predictor $f(z_{ini}, u_f)$, as it satisfies a relation of the form:

$$\hat{y}_f(z_{ini}, u_f) = f(z_{ini}, u_f) + \tilde{y}_f(z_{ini}, u_f). \quad (47)$$

The error $\tilde{y}_f(z_{ini}, u_f)$, that has been computed in [7], further satisfies (see also (19b)):

$$\begin{aligned} W \tilde{y}_f(z_{ini}, u_f) &= \frac{1}{N} E_f H_{ZU}^\top \hat{\Sigma}_{ZU}^{-1} \begin{bmatrix} z_{ini} \\ u_f \end{bmatrix} \\ &= \left(\frac{1}{N} \sum_{i=1}^N e_f(i) h(i)^\top \right) \hat{\Sigma}_{ZU}^{-1} \begin{bmatrix} z_{ini} \\ u_f \end{bmatrix}, \end{aligned} \quad (48)$$

³ For N_{data} training data, the Hankel data matrices Z_P, Y_F and U_F must have $N = N_{data} - \rho - T + 1$ columns.

where $\hat{\Sigma}_{ZU}$ is the sample covariance, namely

$$\hat{\Sigma}_{ZU} := \frac{1}{N} H_{ZU} H_{ZU}^\top = \frac{1}{N} \sum_{i=1}^N h(i) h(i)^\top.$$

Consider now the “true” model based predictor in (19a) parametrized as follows

$$\underbrace{(I_{pT} - \Phi_y^\gamma)}_{:=W} f(z_{ini}, u_f) = \Phi_P^\gamma z_{ini} + \Phi_u^\gamma u_f \quad (49)$$

where the matrices Φ_y^γ , Φ_u^γ and Φ_P^γ are defined as

$$\Phi_u^\gamma = \begin{bmatrix} * & * & * & \dots & * \\ \phi_{2,1}^u & * & * & \dots & * \\ \phi_{3,1}^u & \phi_{3,2}^u & * & \dots & * \\ \vdots & \vdots & \ddots & \ddots & \vdots \\ \phi_{T,T-1}^u & \phi_{T,T-2}^u & \dots & \phi_{T,1}^u & * \end{bmatrix},$$

$$\Phi_y^\gamma = \begin{bmatrix} 0 & 0 & 0 & \dots & 0 \\ \phi_{2,1}^y & 0 & 0 & \dots & 0 \\ \phi_{3,1}^y & \phi_{3,2}^y & 0 & \dots & 0 \\ \vdots & \vdots & \ddots & \ddots & \vdots \\ \phi_{T,T-1}^y & \phi_{T,T-2}^y & \dots & \phi_{T,1}^y & 0 \end{bmatrix},$$

$$\Phi_P^\gamma = \begin{bmatrix} \phi_{1,\rho} & \phi_{1,\rho-1} & \phi_{1,\rho-2} & \dots & \dots & \phi_{1,1} \\ \phi_{2,\rho+1} & \phi_{2,\rho} & \phi_{2,\rho-1} & \dots & \dots & \phi_{2,2} \\ \phi_{3,\rho+2} & \phi_{3,\rho+1} & \phi_{3,\rho} & \dots & \dots & \phi_{3,3} \\ \vdots & \vdots & \ddots & \ddots & \vdots & \vdots \\ \phi_{T,\rho+T-1} & \phi_{T,\rho+T-2} & \dots & \phi_{T,\rho+1} & \dots & \phi_{T,T} \end{bmatrix}. \quad (50)$$

where we denote the upper triangular elements of Φ_u^γ with $*$, since we do not need to work with them. Note that these definitions are similar to those of Φ_y , Φ_u and Φ_P , with the following differences: (i) each row is parametrized independently, (ii) Φ_u^γ is not constrained to be lower triangular in the estimation process and (iii) all the rows of Φ_P^γ are fully parametrized and do not have zeros like Φ_P does.

By defining the following quantities:

$$D_{33} := \text{diag}[L_{33}], \quad (51a)$$

$$\hat{W} := D_{33} L_{33}^{-1}, \quad (51b)$$

$$\begin{aligned} \tilde{e}_f(z_{ini}, u_f) &:= W \tilde{y}_f(z_{ini}, u_f) = \hat{W} \tilde{y}_f(z_{ini}, u_f) \\ &= \hat{W} (\hat{y}_f(z_{ini}, u_f) - f(z_{ini}, u_f)), \end{aligned} \quad (51c)$$

with L_{33} given by (44) and $\tilde{y}_f(z_{ini}, u_f)$ implicitly defined in (47), we can now establish a relationship between the

predictors used in DeePC and γ -DDPC (see (44)) and the “true” predictor $f(z_{ini}, u_f)$.

Proposition 3 *The predictor $\hat{y}_f(z_{ini}, u_f)$ satisfies*

$$\hat{W} \hat{y}_f(z_{ini}, u_f) = W f(z_{ini}, u_f) + \tilde{n}_f(z_{ini}, u_f), \quad (52)$$

where

$$\tilde{n}_f(z_{ini}, u_f) := \tilde{e}_f(z_{ini}, u_f) - \Delta_W (y_r - \hat{y}_f(z_{ini}, u_f)), \quad (53)$$

while \hat{W} and $\tilde{e}_f(z_{ini}, u_f)$ are defined as in (51) and $\Delta_W := W - \hat{W}$.

Proof. See the Appendix. \square

Based on these definitions, we can now state the main result of this section, providing the fundamental starting point for deriving the connection between Problem P1 and DeePC/DDPC.

Theorem 2 *Assume the (block) rows of the matrices (50) are modeled as independent random vectors, each with prior of the form (17) with $K_\lambda = \lambda K$, $K = K^\top > 0$, and let $L_t(u_f)$ be defined as in (21). In the non-informative prior limit (i.e., $\lambda \rightarrow \infty$), the following relationship holds:*

$$\mathbb{E}[L_t(u_f) | \hat{W} \hat{y}_f(z_{ini}, u_f), \hat{W}] = J_\gamma(u_f) + r_\gamma(u_f), \quad (54)$$

with

$$J_\gamma(u_f) = \|\hat{W}(y_r - \hat{y}_f(z_{ini}, u_f))\|_Q^2 + \|u_r - u_f\|_R^2, \quad (55a)$$

$$r_\gamma(u_f) = \frac{\text{Tr}(Q \Sigma_{\tilde{n}})}{N}, \quad (55b)$$

where $\Sigma_{\tilde{n}}$ is the asymptotic variance of $\sqrt{N} \tilde{n}_f(z_{ini}, u_f)$.

Proof. See the Appendix. \square

Note that, in Theorem 2 we rephrase **Problem P1** by replacing the conditional cost on the full data set \mathcal{D} with a conditional cost that exploits Hankel data matrices in the same way that DeePC/DDPC do (see (54)). Therefore, the equivalences in (54) show that computing the expected cost conditionally on the predictor exploited in DeePC and γ -DDPC leads to a “certainty equivalence” control problem with Tikhonov regularization that is a quadratic function of u_f . Note that this last quantity is directly available in closed form thanks to the asymptotic result in Lemma 2 (see the Appendix).

6.1 DeePC and γ -DDPC revisited

The results presented so far highlight that both DeePC and γ -DDPC rely on two main modifications that make their solution sub-optimal with respect to the one obtained from **Problem P2**. Specifically:

1. as shown by Theorem 2, the cost $J_\gamma(u_f)$ in (55a) is retrieved by replacing the (optimal) conditioning on the full data set \mathcal{D} with its (sub-optimal) pre-processed version, obtained from “projected” data;
2. by using (44) as a predictor, the structure of the optimal predictor in (19a) is not enforced. In particular, the causality on future control inputs and the (block) Toeplitz structure of W , Φ_P and Φ_u are not imposed by design.

Both these approximations are instead not performed when considering **Problem P2** (see also Theorem 1), which preserves the conditional dependence on \mathcal{D} and the structure of the optimal predictor by construction.

Under the assumption (not verifiable in practice, because it refers to the true and unknown system) that the true system is Output Error, i.e., $\phi_k^y = 0$ for all $k \in \mathbb{N}$, that data are collected in open loop⁴, the mean cost conditioned to the DeePC/ γ -DDPC predictor in (54) can be further proven to be equivalent to the loss exploited in the regularized γ -DDPC scheme introduced in [8], as formalized in the following.

Theorem 3 *Assume that the true system generating the data is Output Error, that $Q = \hat{W}^{-\top} Q_o \hat{W}^{-1}$ in (55) and that the input is independent of past data (i.e., open-loop data collection). Then, under the approximation $y_r \simeq \hat{y}_f(z_{ini}, u_f)$, the regularizer $r_\gamma(u_f)$ in (55b) converges to*

$$r_\gamma(u_f) \xrightarrow{N \rightarrow \infty} \frac{\sigma^2 \text{Tr}[Q_o]}{N} (\|\gamma_1\|^2 + \|\gamma_2\|^2), \quad (56)$$

with γ_1 and γ_2 given by (44).

Proof. See the Appendix. \square

Remark 9 (Estimating σ from data in γ -DDPC)
As shown in [7], the data-driven factor L_{33} in (44) can be exploited to construct an estimate of σ as follows:

$$\hat{\sigma} = \frac{\text{Tr}(L_{33})}{pT}, \quad (57)$$

thus making optimization of (54) (with J and r as in (55) and/or (56)) and independent from any tunable parameter.

Since γ_1 is fixed by enforcing the initial conditions via $z_{ini} = L_{11}\gamma_1$, then (56) reduces to

$$r_\gamma(u_f) = \frac{\sigma^2 \text{Tr}[Q_o]}{N} \|\gamma_2\|^2, \quad (58)$$

⁴ This assumption is necessary when using DeePC/ γ -DDPC, as shown in [12] where the closed loop issue is discussed.

and, thus, only a regularization on γ_2 as in the scheme described in [9, Section 5.1] is enforced. Under a suitable choice of the regularization scheme and the penalties, the take-home messages from this result are the following.

1. The conditional cost in (54) comprises a certainty equivalence loss $J_\gamma(u_f)$ and a quadratic regularization $r_\gamma(u_f)$.
2. The γ -DDPC scheme with regularization on γ_2 presented in [9, Section 5.1] is equivalent to optimizing the expected cost conditionally on the predictor $\hat{y}_f(z_{ini}, u_f)$ in (46). Since this is not necessarily a sufficient statistics for the control problem, this might lead to sub-optimal results with respect to the ones attained when optimizing the expectation conditioned to the whole dataset \mathcal{D} , as done in (54).
3. The regularizer in (56) is the same as that found in [7, Eq. (18)] with $\beta_3 = \infty$ and $\beta_2 = \frac{\sigma^2 \text{Tr}[Q_o]}{N}$, suggesting that there is no need to augment the cost with lasso-like regularizations (see [15, Section IV.C]), nor to keep the “slack variable” γ_3 as an optimization variable, which can instead be set to zero. Meanwhile, this result highlights the necessity of imposing the consistency constraint in (45) when using DeePC, thus, promoting the scheme proposed in [15, Eq. (18)]. Nonetheless, differently from **Problem P2** and γ -DDPC, DeePC with the consistency constraint still requires one to tune the regularization penalties via a (potentially unsafe) closed-loop calibration phase.

7 Numerical examples

The findings of this paper are illustrated by means of some simulation results, comparing experimentally the closed-loop performance attained by solving the proposed scheme, i.e., **Problem P2**, with $Q = q_o \hat{W}^{-\top} \hat{W}^{-1}$ (as discussed in Remark 5) and the “optimal” regularization derived in (38) with that obtained from the formulations in [9], [7] and [15, Section IV.B]. The obtained results show that solving **Problem P2** leads to results that are indistinguishable (and sometimes better) than those attained with the considered competitors, *without* requiring *tuning* of the regularization parameter. Since such calibration is instead needed by [9], [7] and [15, Section IV.B], in our tests, the regularization parameters for these approaches are optimized via an oracle that can exploit offline closed-loop experiments on the true system to choose the best parameter in terms of performance.

Let us consider the following benchmark single-input, single-output, 4-th order, LTI system [20]:

$$\begin{aligned} x(t+1) &= Ax(t) + Bu(t) + Ke(t) \\ y(t) &= Cx(t) + Du(t) + e(t) \end{aligned}$$

where

$$A = \begin{bmatrix} 1.4183 & -1.5894 & 1.3161 & -0.8864 \\ 1 & 0 & 0 & 0 \\ 0 & 1 & 0 & 0 \\ 0 & 0 & 1 & 0 \end{bmatrix}, \quad B = \begin{bmatrix} 1 \\ 0 \\ 0 \\ 0 \end{bmatrix},$$

$$C = [0 \ 0 \ 0.2826 \ 0.5067], \quad D = 0,$$

and $e(t)$ is here a zero mean white noise with variance chosen to obtain two *SNR* scenarios (6 dB and 20 dB), whereas the matrix K will take different values depending on the considered simulation setup. Specifically, we gather a dataset \mathcal{D} of length $N = 250$ by considering the following scenarios:

Setup 1 (white) $u(t)$ is zero mean unit variance white noise and $K = [0 \ 0 \ 0 \ 0]^\top$;

Setup 2 (colored) $u(t)$ is a white noise sequence filtered with a low-pass filter having cut-off angular frequency equal to 1.8 rad/s, while K is chosen as

$$K = [0.1784 \ -0.6523 \ 0.2020 \ 2.2910]^\top.$$

For each scenario and noise level, we perform 100 Monte Carlo runs, determining the length of the predictor $\hat{\rho}$ (see equation (18)) at each run via the AIC criterion [23]. For the sake of illustration the resulting distributions for Setup 2, *SNR* = 20 dB, are depicted in Fig. 1(a); similar distributions are obtained for the other setups/*SNR*.

When assessing closed-loop performance, we consider the setting already introduced in [9], i.e., the weights are set to $q_o = 1$, $R = rI_{m\hat{\rho}}$, with $r = 5 \cdot 10^{-6}$, $u_r = 0$ and the output reference is chosen as the square wave⁵ $y_r(t) = \text{square}(2\pi t / (T_v - 10))$, with $T_v = 50$ being the length of the closed-loop experiment and the horizon T (see, e.g., (6)) set to 20. The scalar index

$$J_a = \frac{1}{T_v} \sum_{t=0}^{T_v-1} \|y(t) - y_r(t)\|^2 + r \|u(t)\|^2, \quad (59)$$

is adopted to quantitatively evaluate the closed-loop performance of the DDPC algorithms involved, using \hat{J}_a and \hat{J}_a to distinguish between indexes obtained via offline and online tuning of the regularization parameters. The subscript a is instead used to discriminate the different DDPC approaches considered in our comparison, namely:

- $a = \text{DeePC}$: DeePC scheme with offline tuning [15, Equation (25)];

- $a = \gamma_2$: γ -DDPC schemes regularizing the squared norm of γ_2 with offline and online tuning (see [9]);
- $a = \gamma_3$: γ -DDPC schemes regularizing the squared norm of γ_3 with offline and online tuning (see [9]);
- $a = \gamma_{23}$: γ -DDPC scheme regularizing both the squared norms of γ_2 and γ_3 with offline tuning (see [7]);
- $a = \text{opt}$: scheme based on **Problem P2** with “optimal” regularization as derived in (24);
- $a = \text{thm2}$: the scheme with online tuning as from Theorem 2.

When tuning the regularization parameters offline, we use an oracle that exploits an estimate of the closed-loop cost for different values of the regularization parameters. In our tests, for the schemes indicated by $a = \gamma_2$, $a = \gamma_3$ and $a = \gamma_{23}$, the regularization parameters β_2 and/or β_3 range in a logarithmically spaced grid G_a^β of $|G_a^\beta| = 202$ fixed points for $\beta_2 \in [10^{-3}, 10^1] \cup \{0, +\infty\}$ and $\beta_3 \in [10^{-7}, 10^{-3}] \cup \{0, +\infty\}$. Instead, the regularization parameters λ_1 and λ_2 of DeePC vary over a grid G_a^λ of 11 fixed points for $\lambda_1 \in [10^{-4}, 10^2] \cup \{0, +\infty\}$ and $\lambda_2 \in [10^{-6}, 10^{-2}] \cup \{0\}$.

To provide a benchmark for the closed-loop performance, we consider the model predictive control obtained assuming full knowledge of the true model of the system (i.e., solving **Problem P0**) and denote the associated performance index as J_{MPC} .

The numerical results are reported in Fig. 1 and Fig. 2. In particular, Figs. 1(b)-1(d) illustrate a comparison between the tracking performance of the proposed approach (with $a = \text{opt}$), DeePC ($a = \text{DeePC}$) and γ -DDPC ($a = \gamma_2$). Fig. 2 shows that for white noise input and white measurement noise (Setup 1) all data-driven approaches have similar performance. Instead, in the colored-noise scenario (Setup 2), the closed-loop indexes are significantly different across approaches and tuning techniques. In particular, we can observe the following.

- Both offline and online approaches based on the tuning of β_3 only (i.e., $a = \gamma_3$) perform significantly worse than the others. Even more notably, for the online cases with lower *SNR* levels, the controlled system becomes practically unstable in 50% of the Monte Carlo runs for the colored setup (resulting in the index \hat{J}_{γ_3} being outside the plotted range in Fig. 2).
- The performance attained with the γ -DDPC schemes with regularization on γ_2 ($a = \gamma_2$) or, jointly, on γ_2 and γ_3 ($a = \gamma_{23}$) appear to be essentially equal, as already pointed out in [7]. This indicates that, despite the low data regime considered ($N = 250$), the choice $\beta_3 = +\infty$ (i.e., forcing $\gamma_3 = 0$) is preferable on average, also in line with what was pointed out in the previous observation.
- DeePC ($a = \text{DeePC}$) and γ -DDPC with a regularization on γ_2 ($a = \gamma_2$) perform very similar in all

⁵ See the MATLAB[®] documentation.

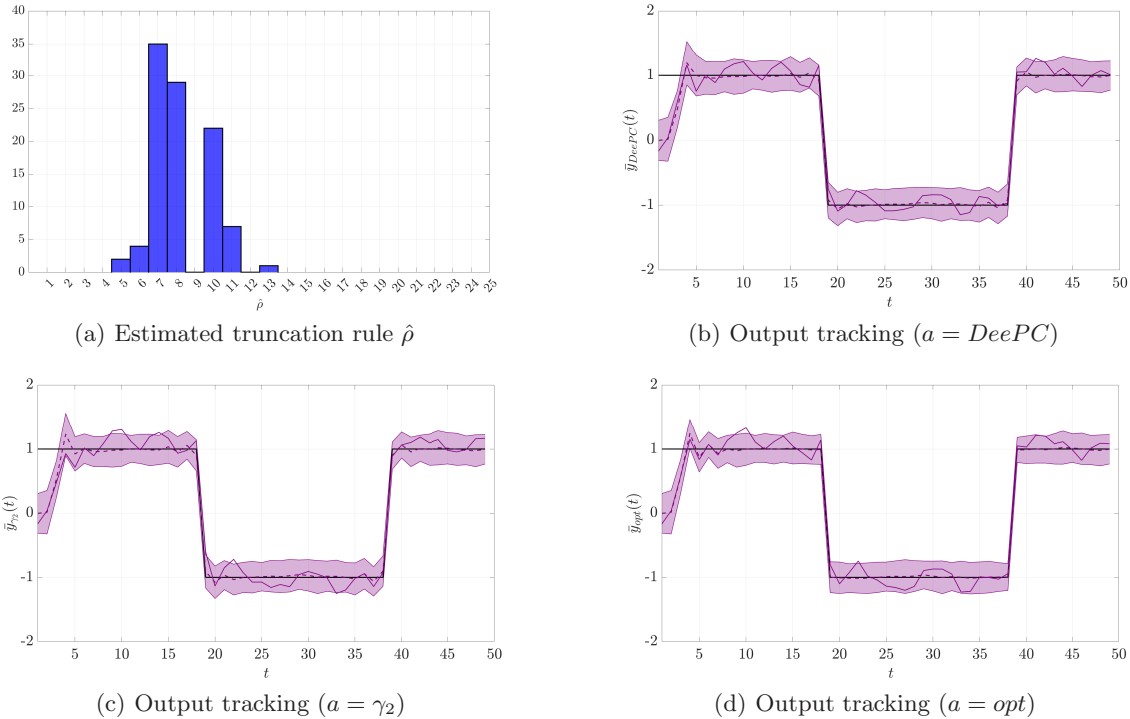


Fig. 1. Setup 2, $SNR = 20$ dB. (a): Distributions of the estimated truncation rule $\hat{\rho}$ over 100 Monte Carlo runs. (b)-(d): Tracking of the output reference (solid black line) over 100 Monte Carlo runs: mean (purple dashed line), one Monte Carlo realization (solid purple line), confidence intervals (± 1.96 std. dev., shaded area)

scenarios, despite exploiting different regularizing norms.

- The tuning-free scheme in **Problem P2** with “optimal” regularization as derived in (24) ($a = \text{opt}$) performs on par or better than all the competitors, without requiring any tuning.
- The “optimally regularized” version of γ -DDPC derived in Theorem 2 ($a = \text{thm2}$), that does not involve any hyper-parameter tuning, performs very similar to the optimal scheme (namely $a = \text{opt}$), while outperforming the online tuning strategy proposed in [7]. This is indeed clear by comparing \hat{J}_{thm2} with \hat{J}_{γ_2} .

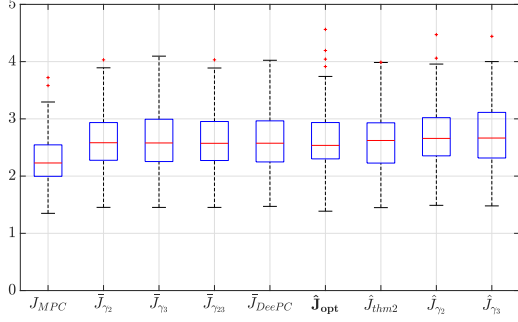
Lastly, Table 1 summarizes the average CPU times of the compared predictive schemes⁶, by separating the operations carried out in all DDPC algorithms into three main stages. In particular, we distinguish between the CPU time required to carry out: (i) all offline computations involving training data that need to be executed only once before the scheme deployment, e.g., computa-

tion of LQ decomposition or projections, here denoted as “training”; (ii) the execution time needed to tune the regularization parameters (if tuning is needed), indicated as “offline search”; (iii) the CPU time required for the “optimization”, i.e., the time required to compute the optimal control action in real-time, including online tuning when needed (as for $a = \gamma_2$ and $a = \gamma_3$). These results indicate the superiority of the tuning-free schemes introduced in this paper (**Problem P2** and the γ -DDPC with regularization dictated by Theorem 2) in both the “training” and “optimization” phases with respect to other schemes relying on online tuning, while highlighting the computational burden of offline tuning routines and the considerable CPU effort required to tune and solve DeePC with the consistency regularizer.

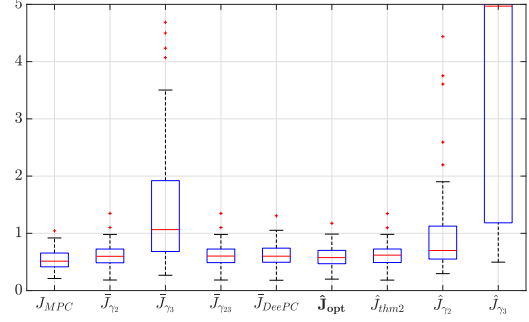
8 Concluding remarks and future directions

In this work, we have proposed a unified stochastic framework for data-driven predictive control that generalizes existing DDPC methods, while offering rigorous optimality guarantees and the possibility to incorporate priors on the controlled system at design time. As shown by our theoretical and experimental results, the proposed scheme allows us to overcome the challenges posed by noisy data and the shortcomings of existing approaches. Among others, by allowing for the optimal, automated tuning of regularization penalties, our approach simplifies the direct design of DDPC schemes,

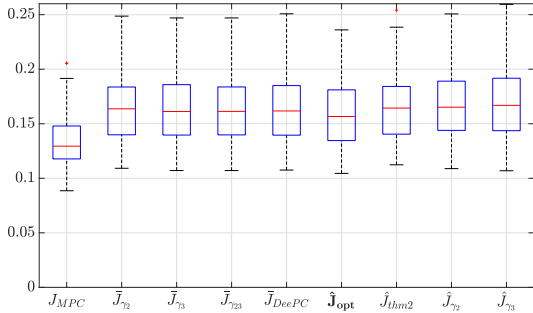
⁶ Each grid search required for tuning has been parallelized on a 12-core architecture. The DeePC problem has been solved by using the function *fmincon* available in MATLAB[®], imposing a maximum of 100 function evaluations and a constraint tolerance of 10^{-4} , exploiting the gradient and Hessian functions of the objective whenever $\lambda_1 < +\infty$.



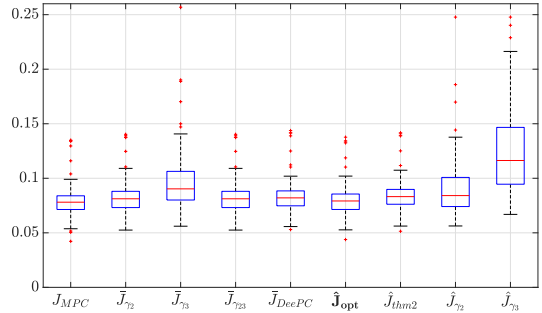
(a) Setup 1 (white), $SNR = 6$ dB



(b) Setup 2 (colored), $SNR = 6$ dB



(c) Setup 1 (white), $SNR = 20$ dB



(d) Setup 2 (colored), $SNR = 20$ dB

Fig. 2. Distributions of the closed-loop performance index (see (59)) over 100 Monte Carlo runs. Note that the over-lined indexes are used when offline tuning approaches are exploited, whereas indexes with hats refer to the performance attained with online (and, thus, practically feasible) tuning strategies.

Table 1

Average execution times of the compared predictive schemes (\pm standard deviations).

a	γ_2 (offline)	γ_3 (offline)	γ_{23} (offline)	<i>DeePC</i> (offline)	opt	<i>thm2</i>	γ_2 (online)	γ_3 (online)
training [s]	0.85 ± 0.28	0.85 ± 0.28	0.85 ± 0.28	0.84 ± 0.29	0.86 ± 0.28	0.93 ± 0.29	0.93 ± 0.28	0.93 ± 0.28
offline search [s]	0.225 ± 0.003	0.225 ± 0.003	33.10 ± 0.52	794.2 ± 43.0	—	—	—	—
optimization [ms]	8.6 ± 0.3	11.0 ± 0.6	8.8 ± 0.6	$(16.8 \pm 2.2) \cdot 10^3$	10.2 ± 0.6	8.3 ± 0.2	373.8 ± 140.9	366.9 ± 67.3

while improving closed-loop control performance in the presence of noisy data, ultimately making it more practical for real-world applications.

Future work may focus on enhancing the embedding of prior knowledge in such DDPC schemes. Providing stability and safety guarantees in real-time applications is another promising avenue for this research.

ponents $\hat{y}(t+h|t-1)$ of $f(u_f, z_{ini})$, namely

$$f(u_f, z_{ini}) = \begin{bmatrix} \hat{y}(t|t-1) \\ \hat{y}(t+1|t-1) \\ \vdots \\ \hat{y}(t+T-1|t-1) \end{bmatrix},$$

can be recursively obtained from:

$$\begin{aligned} \hat{y}(t+h|t-1) &= \sum_{k=1}^h \phi_k^y \hat{y}(t+h-k|t-1) + \\ &+ \sum_{k=h+1}^{\hat{\rho}} \phi_k^y y(t+h-k) + \\ &+ \sum_{k=1}^{\hat{\rho}} \phi_k^u u(t+h-k), \end{aligned}$$

Appendix

Proof of Proposition 1.

The proof of (19a) follows from the fact that the com-

for all $h \in \{0, \dots, T-1\}$. The result in (19a) follows from stacking all these equations and exploiting the definitions in (19c). Concerning (19b), it suffices to observe that

$$y_f = \Phi_P z_{ini} + \Phi_y y_f + \Phi_u u_f + e_f,$$

from which

$$(I_{pT} - \Phi_y) y_f = \Phi_P z_{ini} + \Phi_u u_f + e_f.$$

Using (19a), (19b) follows immediately. \square

Proof of Proposition 3.

By exploiting (47), it is easy to show that the following set of equalities hold:

$$\begin{aligned} \hat{W} \hat{y}_f(z_{ini}, u_f) &= W \hat{y}_f(z_{ini}, u_f) - \Delta_W \tilde{y}_f(z_{ini}, u_f) \\ &= W f(z_{ini}, u_f) + W \tilde{y}_f(z_{ini}, u_f) \\ &\quad - \Delta_W \hat{y}_f(z_{ini}, u_f) \\ &= W f(z_{ini}, u_f) + \tilde{e}_f(z_{ini}, u_f) + \\ &\quad - \Delta_W \hat{y}_f(z_{ini}, u_f) \end{aligned}$$

This completes the proof of the equality (52). \square

The following Lemma provides a connection between the LQ decomposition (44) and a bank of VARX models that will be useful in the subsequent proofs.

Lemma 1 *Let Φ_i^γ denote the i -th block rows of the matrix $[\Phi_P^\gamma \ \Phi_u^\gamma \ \Phi_y^\gamma]$, i.e.,⁷:*

$$\Phi_i^\gamma := \begin{bmatrix} [\Phi_P^\gamma]_{i,:} & [\Phi_u^\gamma]_{i,:} & [\Phi_y^\gamma]_{i,1:i-1} \end{bmatrix}, \quad (60)$$

and consider the VARX models

$$Y_{\rho+i} = \Phi_{\gamma,i} \begin{bmatrix} Z_P \\ U_F \\ \underbrace{Y_{[\rho+1:\rho+i-1]}}_{:=Z_i^\gamma} \end{bmatrix} + E_{\rho+i}, \quad i=1, \dots, T. \quad (61)$$

Let the associated least squares estimators of Φ_i^γ be:

$$\hat{\Phi}_i^\gamma := Y_{\rho+i} (Z_i^\gamma)^\top [Z_i^\gamma (Z_i^\gamma)^\top]^{-1} \quad (62)$$

and build the matrices $\hat{\Phi}_P^\gamma$, $\hat{\Phi}_u^\gamma$ and $\hat{\Phi}_y^\gamma$ defined as in (50) with the estimated coefficients $\hat{\Phi}_i^\gamma$. Then, the following equalities hold:

$$\begin{aligned} \hat{W} &= I_{pT} - \hat{\Phi}_y^\gamma, \\ D_{33} Q_3 &= Y_F - \hat{\Phi}_P^\gamma Z_P - \hat{\Phi}_u^\gamma U_F - \hat{\Phi}_y^\gamma Y_F, \\ L_{31} &= \hat{W}^{-1} \hat{\Phi}_P^\gamma L_{11} + \hat{W}^{-1} \hat{\Phi}_u^\gamma L_{21}, \\ L_{32} &= \hat{W}^{-1} \hat{\Phi}_u^\gamma L_{22}, \quad L_{33} = \hat{W}^{-1} D_{33} \end{aligned} \quad (63)$$

⁷ Using Matlab-like notation for the block elements defined in (50).

and, conversely:

$$\begin{aligned} \hat{\Phi}_y^\gamma &= I_{pT} - \hat{W}, \quad \hat{\Phi}_u^\gamma = \hat{W} L_{32} L_{22}^{-1}, \\ \hat{\Phi}_P^\gamma &= \hat{W} (L_{31} - L_{32} L_{22}^{-1} L_{21}) L_{11}^{-1}. \end{aligned} \quad (64)$$

Proof. For $i = 1, \dots, T$, let us define the (one-step-ahead) predictors $\hat{Y}_{\rho+i} := \hat{\Phi}_i^\gamma$, which represent the orthogonal projection of the rows of $Y_{\rho+i}$ onto the row space of Z_i^γ (see (62)). Additionally, define

$$\hat{Y}_{f,1} := \begin{bmatrix} \hat{Y}_{\rho+1}^\top & \dots & \hat{Y}_{\rho+T}^\top \end{bmatrix}^\top,$$

that, by exploiting the definition of $\hat{\Phi}_P^\gamma$, $\hat{\Phi}_u^\gamma$ and $\hat{\Phi}_y^\gamma$, can be rewritten as:

$$\hat{Y}_{f,1} = \hat{\Phi}_P^\gamma Z_P + \hat{\Phi}_u^\gamma U_F + \hat{\Phi}_y^\gamma Y_F.$$

Projecting the last equation on the row space of Z_P and U_F and observing that $\hat{Y}_F := \hat{Y}_{f,1} \Pi = Y_F \Pi$ where Π has been defined in (45), we have that

$$\hat{Y}_F = \hat{\Phi}_P^\gamma Z_P + \hat{\Phi}_u^\gamma U_F + \hat{\Phi}_y^\gamma Y_F.$$

Now defining $\hat{W} := I_{pT} - \hat{\Phi}_y^\gamma$ the projection Y_F can be obtained using the coefficients of the bank of ARX models (61) as:

$$\hat{Y}_F = \hat{W}^{-1} \hat{\Phi}_P^\gamma Z_P + \hat{W}^{-1} \hat{\Phi}_u^\gamma U_F. \quad (65)$$

According to [8], the quantity \hat{Y}_F can also be computed using the LQ decomposition as

$$\begin{aligned} \hat{Y}_F &= L_{31} Q_1 + L_{32} Q_2 \\ &= L_{31} L_{11}^{-1} Z_P + L_{32} L_{22}^{-1} (U_F - L_{21} L_{11}^{-1} Z_P) \\ &= (L_{31} - L_{32} L_{22}^{-1} L_{21}) L_{11}^{-1} Z_P + L_{32} L_{22}^{-1} U_F. \end{aligned} \quad (66)$$

Equating the terms of (65) and (66) the proof straightforwardly follows. \square

Based on this Lemma, we can now introduce the key instrumental result to the proof of Theorems 2-3.

Lemma 2 *The asymptotic variance $\Sigma_{\tilde{n}}$ of the “noise” term $\sqrt{N} \tilde{n}_f(z_{ini}, u_f)$ in (53) is given by*

$$\Sigma_{\tilde{n}} = \begin{bmatrix} (\Delta_y^\top \otimes I_{pT}) P_W & -I_{pT} \end{bmatrix} \Sigma_0 \begin{bmatrix} P_W^\top (\Delta_y^\top \otimes I_{pT})^\top \\ -I_{pT} \end{bmatrix}, \quad (67)$$

where⁸

$$\Sigma_0 := \text{AsVar} \left[\sqrt{N} \begin{bmatrix} \tilde{\theta}^\gamma \\ \tilde{e}_f(z_{ini}, u_f) \end{bmatrix} \right],$$

and

$$\tilde{\theta}^\gamma := \text{vec} \left[\tilde{\Phi}_1^\gamma, \dots, \tilde{\Phi}_T^\gamma \right],$$

contains all the parameter estimation errors of the VARX models in (61).

Proof. Firstly, let us observe that

$$\begin{aligned} \tilde{n}_f(z_{ini}, u_f) &= \Delta_W(y_r - \hat{y}_f(z_{ini}, u_f)) - \tilde{e}_f(z_{ini}, u_f) \\ &= \Delta_W(y_r - f(z_{ini}, u_f)) - \tilde{e}_f(z_{ini}, u_f) + \\ &\quad + \Delta_W(f(z_{ini}, u_f) - \hat{y}_f(z_{ini}, u_f)) \\ &= \Delta_W \underbrace{(y_r - f(z_{ini}, u_f))}_{\Delta_y} - \tilde{e}_f(z_{ini}, u_f) + \\ &\quad + o_P(1/\sqrt{N}), \end{aligned}$$

where the last equality is due to the fact that both Δ_W and $(f(z_{ini}, u_f) - \hat{y}_f(z_{ini}, u_f))$ are $O_P(1/\sqrt{N})$. The $o_P(1/\sqrt{N})$ terms do not contribute to the asymptotic variance expression and, thus, it can be neglected. Let us introduce a selection matrix P_W (with entries that are 0 or 1) so that $\text{vec}(\Delta_W) = P_W \tilde{\theta}^\gamma$. Accordingly, it follows that

$$\begin{aligned} \tilde{n}_f(z_{ini}, u_f) &= \text{vec}[\tilde{n}_f(z_{ini}, u_f)] \\ &= (\Delta_y^\top \otimes I) P_W \tilde{\theta}^\gamma - \tilde{e}_f(z_{ini}, u_f), \end{aligned}$$

where the error $\tilde{e}_f(z_{ini}, u_f) = W \tilde{y}_f(z_{ini}, u_f)$ can be further expressed as in (48). By exploiting (62), the error $\text{vec}[\tilde{\Phi}_i^\gamma]$ can then be written as:

$$\text{vec}[\tilde{\Phi}_i^\gamma] = \left(I_p \otimes [Z_i^\gamma (Z_i^\gamma)^\top]^{-1} \right) \text{vec}[E_{\rho+i} (Z_i^\gamma)^\top], \quad (68)$$

ultimately leading to (67) and, thus, concluding the proof. \square

Proof of Theorem 2.

We exploit the decomposition of the second moment in terms of square mean plus variance. Accordingly, by recalling the definition $\Delta_y := y_r - f(z_{ini}, u_f)$, the following holds:

$$\begin{aligned} \mathbb{E}[L_t(u_f) | \mathcal{D}_\gamma] &= \|\mathbb{E}[W \Delta_y | \mathcal{D}_\gamma]\|_Q^2 + \|u_r - u_f\|_R^2 \\ &\quad + \text{Tr} [Q \text{Var}[W \Delta_y | \mathcal{D}_\gamma]], \end{aligned}$$

⁸ The analytic expression of Σ_0 can be computed explicitly, but it is rather lengthy and not essential to the purpose of the paper. Therefore, in the interest of space, it is not reported.

with $\mathcal{D}_\gamma := \{\hat{W} \hat{y}_f(z_{ini}, u_f), \hat{W}\}$. We further have that

$$\begin{aligned} \mathbb{E}[W y_r | \mathcal{D}_\gamma] &= \hat{W} y_r, \\ \mathbb{E}[W f(z_{ini}, u_f) | \mathcal{D}_\gamma] &= \hat{W} \hat{y}_f(z_{ini}, u_f), \\ \text{Var}[W \Delta_y | \mathcal{D}_\gamma] &= \text{Var}[\tilde{n}_f(z_{ini}, u_f) | \mathcal{M}] + o(1/N), \end{aligned}$$

where the first two equations derive from the fact that $\hat{W} y_r$ and $\hat{W} \hat{y}_f(z_{ini}, u_f)$ can be seen as unbiased measurements of $W y_r$ and $W f(z_{ini}, u_f)$, respectively, leading to the definition of $J_\gamma(u_f)$ in (55a).

As it concerns the expression of the conditional variance $\text{Var}[W \Delta_y | \mathcal{D}_\gamma]$, we first observe that using (52) and the definition in (53) the following holds:

$$\begin{aligned} W \Delta_y - \mathbb{E}[W \Delta_y | \mathcal{D}_\gamma] &= \Delta_W(y_r - \hat{y}_f(z_{ini}, u_f)) - \tilde{e}_f(z_{ini}, u_f) \\ &= \tilde{n}_f(z_{ini}, u_f). \end{aligned}$$

Secondly, notice that the equivalence up to $o(1/N)$ terms derives from the fact that the conditional variance depends upon the estimated predictor (and other sample data covariances). However, since these estimators are consistent, they can be replaced by their limits or, equivalently, by the “true” ones, as if \mathcal{M} was known. The regularizer in (55b) follows by combining these results, concluding the proof. \square

Proof of Theorem 3.

The regularizer $r_\gamma(u_f)$ in (55b) can be explicitly obtained from the asymptotic variance $\Sigma_{\tilde{n}}$, whose expression is found in Lemma 2. In particular, the assumption that $y_r \simeq \hat{y}_f(z_{ini}, u_f)$ implies that also $\Delta_y := y_r - f(z_{ini}, u_f)$ is small, so that $\Delta_W \Delta_y$ can be neglected w.r.t. $\tilde{e}_f(z_{ini}, u_f)$. In turn, this result implies that (see (67))

$$\Sigma_{\tilde{n}} \simeq \text{AsVar} \left[\sqrt{N} \tilde{e}_f(z_{ini}, u_f) \right].$$

The asymptotic variance of $\sqrt{N} \tilde{e}_f(z_{ini}, u_f)$ can be computed exploiting the expression (48), where $\hat{\Sigma}_{ZU}$ can be replaced with its asymptotic limit $\Sigma_{ZU} := \mathbb{E}[h(t)h(t)^\top]$ without changing the asymptotic variance (see [28]). In particular, by defining

$$g(i) := h(i)^\top \Sigma_{ZU}^{-1} \begin{bmatrix} z_{ini} \\ u_f \end{bmatrix},$$

and

$$\Sigma(i, j) := \mathbb{E} [e_f(i) e_f(j)^\top g(i) g(j)],$$

the asymptotic variance of $\sqrt{N} \tilde{e}_f(z_{ini}, u_f)$ can be written as

$$\text{AsVar} \left[\sqrt{N} \tilde{e}_f(z_{ini}, u_f) \right] = \lim_{N \rightarrow \infty} \frac{1}{N} \mathbb{E} \left[\sum_{i, j=1}^N \Sigma(i, j) \right].$$

Moreover, by exploiting the martingale difference property of the noises (see Assumption 2) and the open loop operation assumption, so that future inputs are independent of past data, we have that

$$\begin{aligned}\Sigma(i, j) &:= \mathbb{E} [e_f(i)e_f(j)^\top g(i)g(j)] \\ &= \sigma^2 J_{i-j} \mathbb{E} [g(i)g(j)],\end{aligned}$$

where the matrices J_k are defined as follows. Denoting with $[J_k]_{i,j}$ the (i, j) -th block ($i, j \in \{1, \dots, T\}$) of size $p \times p$ of J_k , the following holds:

$$[J_k]_{i,j} = \begin{cases} I_p, & \text{if } j - i = k, \\ 0, & \text{otherwise.} \end{cases} \quad (69)$$

In particular, note that $J_k = 0, \forall |k| > T$. Therefore the regularization term $r_\gamma(u_f)$ is given by:

$$\begin{aligned}r_\gamma(u_f) &\doteq \frac{\text{Tr}(Q\Sigma\bar{n})}{N} \\ &= \frac{\sigma^2}{N^2} \text{Tr} \left[Q \left(\sum_{\substack{i,j=1 \\ |i-j|\leq T}}^N J_{i-j} \mathbb{E}[g(i)g(j)] \right) \right] \\ &= \frac{\sigma^2}{N^2} \sum_{\substack{i,j=1 \\ |i-j|\leq T}}^N \text{Tr} [QJ_{i-j}] \mathbb{E}[g(i)g(j)]. \quad (70)\end{aligned}$$

Since under the assumption that the “true” underlying system is Output Error, we have that

$$\hat{W} \xrightarrow{N \rightarrow \infty} I_p T,$$

so that

$$\begin{aligned}\lim_{N \rightarrow \infty} \text{Tr} [QJ_{i-j}] &= \text{Tr} [\hat{W}^{-\top} Q_o \hat{W}^{-1} J_{i-j}] \\ &= \text{Tr} [Q_o J_{i-j}] = \begin{cases} \text{Tr}[Q_o] & i = j, \\ 0 & i \neq j, \end{cases}\end{aligned}$$

and, thus, it holds that:

$$\lim_{N \rightarrow \infty} N r_\gamma(u_f) = \lim_{N \rightarrow \infty} \frac{\sigma^2 \text{Tr}[Q_o]}{N} \sum_{i=1}^N \mathbb{E}[g(i)^2]. \quad (71)$$

The expected value $\mathbb{E}[g(i)^2]$ can now be computed as follows:

$$\begin{aligned}\mathbb{E}[g(i)^2] &= \begin{bmatrix} z_{ini}^\top & u_f^\top \end{bmatrix} \Sigma_{ZU}^{-1} \underbrace{\mathbb{E} [h(i)h(i)^\top]}_{\Sigma_{ZU}} \Sigma_{ZU}^{-1} \begin{bmatrix} z_{ini} \\ u_f \end{bmatrix} \\ &= \begin{bmatrix} z_{ini}^\top & u_f^\top \end{bmatrix} \Sigma_{ZU}^{-1} \begin{bmatrix} z_{ini} \\ u_f \end{bmatrix}.\end{aligned}$$

Finally, by recalling that (see (44)):

$$\begin{bmatrix} z_{ini} \\ u_f \end{bmatrix} = \underbrace{\begin{bmatrix} L_{11} & 0 \\ L_{21} & L_{22} \end{bmatrix}}_{=L_{ZU}} \underbrace{\begin{bmatrix} \gamma_1 \\ \gamma_2 \end{bmatrix}}_{=\gamma_{12}},$$

where

$$L_{ZU} L_{ZU}^\top \xrightarrow{N \rightarrow \infty} \Sigma_{ZU},$$

it follows that

$$L_{ZU}^\top \Sigma_{ZU}^{-1} L_{ZU} \xrightarrow{N \rightarrow \infty} I. \quad (72)$$

Using (8) and (72) we finally have that

$$\mathbb{E}[g(i)^2] = \|\gamma_{12}\|^2 = \|\gamma_1\|^2 + \|\gamma_2\|^2$$

which, inserted in (71) yields:

$$\lim_{N \rightarrow \infty} N r_\gamma(u_f) = \sigma^2 \text{Tr}[Q_o] (\|\gamma_1\|^2 + \|\gamma_2\|^2) \quad (73)$$

concluding the proof. \square

References

- [1] H. Akaike. Fitting autoregressive models for prediction. *Annals of the Institute of Statistical Mathematics*, 21:243–247, 1969.
- [2] P. Artzner, D. F., J. Eber, and H. D. Coherent measures of risk. *Mathematical Finance*, 9:203–228, 1999.
- [3] D. Bauer. Asymptotic properties of subspace estimators. *Automatica*, 41:359–376, 2005.
- [4] D. Bauer and L. Ljung. Some facts about the choice of the weighting matrices in Larimore type of subspace algorithm. *Automatica*, 38:763–773, 2002.
- [5] J. Berberich, J. Köhler, M. Müller, and F. Allgöwer. Data-driven model predictive control with stability and robustness guarantees. *IEEE Transactions on Automatic Control*, 66(4):1702–1717, 2020.
- [6] F. Borrelli, A. Bemporad, and M. Morari. *Predictive control for linear and hybrid systems*. Cambridge University Press, 2017.
- [7] V. Breschi, A. Chiuso, M. Fabris, and S. Formentin. On the impact of regularization in data-driven predictive control. In *2023 63rd IEEE Conference on Decision and Control (CDC) (to appear)*, 2023. Available on arXiv preprint arXiv:2304.00263.
- [8] V. Breschi, A. Chiuso, and S. Formentin. Data-driven predictive control in a stochastic setting: a unified framework. *Automatica*, 152(110961), 2023.
- [9] V. Breschi, M. Fabris, S. Formentin, and A. Chiuso. Uncertainty-aware data-driven predictive control in a stochastic setting. In *2023 22nd IFAC World Congress*, 2023.
- [10] V. Breschi, A. Sassella, and S. Formentin. On the design of regularized explicit predictive controllers from input-output data. *IEEE Transactions on Automatic Control*, 2022.

- [11] A. Chiuso. The role of vector autoregressive modeling in predictor-based subspace identification. *Automatica*, 43(6):1034–1048, 2007.
- [12] A. Chiuso, K. Moffat, and F. Dörfler. In preparation. In *TBA*, 2023.
- [13] J. Coulson, J. Lygeros, and F. Dörfler. Data-enabled predictive control: In the shallows of the DeePC. In *2019 18th European Control Conference (ECC)*, pages 307–312. IEEE, 2019.
- [14] J. Coulson, J. Lygeros, and F. Dörfler. Distributionally robust chance constrained data-enabled predictive control. *IEEE Transactions on Automatic Control*, 67(7):3289–3304, 2022.
- [15] F. Dörfler, J. Coulson, and I. Markovskiy. Bridging direct & indirect data-driven control formulations via regularizations and relaxations. *IEEE Transactions on Automatic Control*, 2022.
- [16] F. Dörfler. Data-driven control: Part two of two: Hot take: Why not go with models? *IEEE Control Systems Magazine*, 43(6):27–31, 2023.
- [17] W. Favoreel, B. D. Moor, and M. Gevers. Spc: Subspace predictive control. *IFAC Proceedings Volumes*, 32(2):4004–4009, 1999. 14th IFAC World Congress 1999, Beijing, Chia, 5-9 July.
- [18] H. Hjalmarsson. From experiment design to closed-loop control. *Automatica*, 41(3):393–438, 2005.
- [19] V. Krishnan and F. Pasqualetti. On direct vs indirect data-driven predictive control. In *2021 60th IEEE Conference on Decision and Control (CDC)*, pages 736–741. IEEE, 2021.
- [20] I. Landau, D. Rey, A. Karimi, A. Voda, and A. Franco. A flexible transmission system as a benchmark for robust digital control. *European Journal of Control*, 1(2):77–96, 1995.
- [21] M. Lazar and P. C. N. Verheijen. Offset-free data-driven predictive control. In *2022 IEEE 61st Conference on Decision and Control (CDC)*, pages 1099–1104, 2022.
- [22] M. Lazar and P. C. N. Verheijen. Generalized data-driven predictive control: Merging subspace and Hankel predictors. *Mathematics*, 11(9), 2023.
- [23] L. Ljung. *System Identification, Theory for the User*. Prentice Hall, 1997.
- [24] M. Morari and J. H. Lee. Model predictive control: past, present and future. *Computers & chemical engineering*, 23(4-5):667–682, 1999.
- [25] G. Pillonetto, T. Chen, A. Chiuso, G. De Nicolao, and L. Ljung. *Regularized System Identification, Learning Dynamic Models from Data*. Springer, 2022.
- [26] S. V. Raković. Model predictive control: classical, robust, and stochastic. *IEEE Control Systems Magazine*, 36(6):102–105, 2016.
- [27] Y. Shi and K. Zhang. Advanced model predictive control framework for autonomous intelligent mechatronic systems: A tutorial overview and perspectives. *Annual Reviews in Control*, 52:170–196, 2021.
- [28] A. van der Vaart. *Asymptotic Statistics*. Cambridge University Press, 1998.
- [29] P. Van Overschee and B. De Moor. *Subspace Identification for Linear Systems*. Kluwer Academic Publications, 1996.
- [30] J. Willems, P. Rapisarda, I. Markovskiy, and B. De Moor. A note on persistency of excitation. *Systems & Control Letters*, 54(4):325–329, 2005.
- [31] B. Wittenmark. Adaptive dual control methods: An overview. In *IFAC Adaptive Systems in Control and Signal Processing. Budapest, Hungary, 1995*, pages 67–72. IFAC, 1995.