
VideoPoet: A Large Language Model for Zero-Shot Video Generation

Dan Kondratyuk^{*1} Lijun Yu^{*1,2} Xiuye Gu^{*1} José Lezama^{*1} Jonathan Huang^{*1} Grant Schindler¹
 Rachel Hornung¹ Vighnesh Birodkar¹ Jimmy Yan¹ Ming-Chang Chiu¹ Krishna Somandepalli¹
 Hassan Akbari¹ Yair Alon¹ Yong Cheng¹ Josh Dillon¹ Agrim Gupta¹ Meera Hahn¹ Anja Hauth¹
 David Hendon¹ Alonso Martinez¹ David Minnen¹ Mikhail Sirotenko¹ Kihyuk Sohn¹ Xuan Yang¹
 Hartwig Adam¹ Ming-Hsuan Yang¹ Irfan Essa¹ Huisheng Wang¹ David A. Ross¹ Bryan Seybold^{*1}
 Lu Jiang^{*1,2}

Abstract

We present VideoPoet, a model for synthesizing high-quality videos from a large variety of conditioning signals. VideoPoet employs a decoder-only transformer architecture that processes multimodal inputs – including images, videos, text, and audio. The training protocol follows that of Large Language Models (LLMs), consisting of two stages: pretraining and task-specific adaptation. During pretraining, VideoPoet incorporates a mixture of multimodal generative objectives within an autoregressive Transformer framework. The pretrained LLM serves as a foundation that is adapted to a range of video generation tasks. We present results demonstrating the model’s state-of-the-art capabilities in zero-shot video generation, specifically highlighting the generation of high-fidelity motions. Project page: <https://sites.research.google/videopoet/>.

1. Introduction

Recently, there has been a surge of generative video models capable of a variety of video creation tasks. These include text-to-video (Zhang et al., 2023a; Singer et al., 2022), image-to-video (Yu et al., 2023c), video-to-video stylization (Chen et al., 2023b; Chai et al., 2023; Voleti et al., 2022), and video editing (Ceylan et al., 2023; Wang et al., 2023b; Geyer et al., 2023) among other video applications. Most existing models employ diffusion-based methods for video generation. These video models typically start with a pretrained image model, such as Stable Diffusion (Rombach

et al., 2022; Podell et al., 2023), that produces high-fidelity images for individual frames, and then fine-tune the model to improve temporal consistency across video frames.

While Large Language Models (LLMs) are commonly used as foundation models across various modalities including language (Brown et al., 2020), code (Li et al., 2023; OpenAI, 2023), audio (Rubenstein et al., 2023), speech (Agostinelli et al., 2023), and robotics (Driess et al., 2023; Zitkovich et al., 2023), the diffusion model remains the predominant approach for video generation. Although early research has demonstrated the effectiveness of LLMs in text-to-image generation, *e.g.*, DALL-E (Ramesh et al., 2022), Parti (Yu et al., 2022) and (Ding et al., 2021), and text-to-video, *e.g.*, CogVideo (Hong et al., 2022)), language models have not reached a level of quality on par with video diffusion models in tasks like text-to-video generation as shown in previous studies (Nash et al., 2022; Villegas et al., 2022). In contrast to training exclusively for text-to-video tasks, the generative model of LLMs in the language domain emphasizes a large pretraining stage to learn a foundation (Bommasani et al., 2021) by examining pretraining tasks that extend beyond text-to-video generation.

A notable advantage of employing LLMs in video generation lies in the ease of integrating existing LLM frameworks. This integration allows for reusing LLM infrastructure and leverages the optimizations our community has developed over many years for LLMs, including optimizations in learning recipes for model scaling (Brown et al., 2020; Chowdhery et al., 2022), training and inference infrastructure (Du et al., 2022), hardware, among other advancements. This couples with their flexibility in encoding many diverse tasks in the same model (Raffel et al., 2020), which stands in contrast to most diffusion models where architectural changes and adapter modules are the dominant approach used to adapt the model to more diverse tasks (Zhang et al., 2023b).

In this paper, we exploit language models for video generation, following the canonical training protocols of LLMs in the language domain. We introduce *VideoPoet*, a language

^{*}Equal contribution ¹Google ²Carnegie Mellon University. Correspondence to: Lijun Yu <lijuny@google.com>, Jonathan Huang <jonathanhuang@google.com>, David Ross <dross@google.com>, Bryan Seybold <seybold@google.com>, Lu Jiang <roadjiang@gmail.com>.

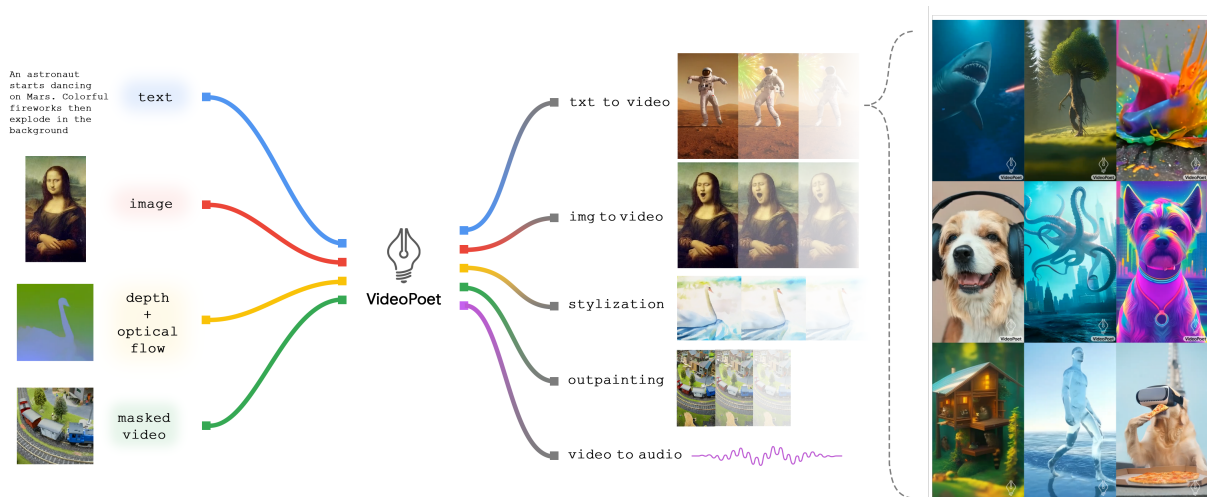


Figure 1: **VideoPoet Overview**: a versatile video generator that conditions on multiple types of inputs and performs a variety of video generation tasks.

model for video generation. VideoPoet employs a decoder-only LLM architecture (Anil et al., 2023; OpenAI, 2023) that admits image, video, and audio modalities as discrete tokens, each produced by their respective tokenizer.

The training process of VideoPoet consists of two stages: (1) pretraining and (2) task-adaptation. During pretraining, VideoPoet incorporates a mixture of multimodal pretraining objectives within an autoregressive transformer framework. After pretraining, the model functions as a versatile multi-task video generation model such as text-to-video, image-to-video, video editing and video-to-video stylization. These capabilities are inherently integrated into a single LLM, rather than relying on a separate generative model controlled by text prompts (Tang et al., 2023). During subsequent task-adaptation, the pretrained model can be further fine-tuned either to enhance its generation quality on the training tasks or to perform new tasks.

Experiments show VideoPoet’s state-of-the-art capabilities in generating videos with large and high-fidelity motions. With the powerful capabilities of the transformer architecture, VideoPoet can be straightforwardly trained on a multi-task, multimodal generative objective, allowing for generating consistent and realistic motion driven by text or other prompts. Furthermore, VideoPoet can synthesize coherent long videos of up to 10 seconds by autoregressively extending the content, conditioned on the last second of the generated video.

We also demonstrate that VideoPoet is capable of zero-shot video generation. We use the term “zero-shot video generation” as VideoPoet processes new text, image, or video inputs that diverge from the training data distribution. Furthermore, VideoPoet handles new tasks not included in its training. For example, VideoPoet is able to perform new editing tasks by sequentially chaining tasks together.

Our contribution is a proof of concept demonstrating an understudied approach to high-quality video generation with LLMs, distinct from the dominant diffusion-based methods. Specifically, the main contributions include:

- A method for training a Large Language Model (LLM) specifically for video generation, utilizing tokenized data that incorporates both text-paired and unpaired videos.
- A video super-resolution method that increases spatial resolution within the latent token space using a bidirectional transformer with efficient windowed local attention.
- Evaluations and demonstrations to highlight VideoPoet’s competitive and state-of-the-art performance, especially in generating realistic and interesting videos with motion.

2. Related Work

Video diffusion models. Recently, numerous video generation methods use diffusion-based methods for text-to-video (Ho et al., 2022a; Blattmann et al., 2023b; Zhang et al., 2023a; Blattmann et al., 2023a; He et al., 2023; Zhou et al., 2022; Wang et al., 2023a; Ge et al., 2023; Wang et al., 2023d;c; Singer et al., 2022; Zhang et al., 2023a; Zeng et al., 2023) and video-to-video editing (Liew et al., 2023; Feng et al., 2023; Esser et al., 2023; Chen et al., 2023b). As video diffusion models are usually derived from text-to-image diffusion models (Ramesh et al., 2021; Saharia et al., 2022), additional tasks and modalities are added via inference tricks (Meng et al., 2021), architectural changes (Esser et al., 2023; Liew et al., 2023) and adapter layers (Zhang et al., 2023b; Guo et al., 2023). Although these models are composable after training, they are not trained end-to-end in a unified framework. Our multitask pretraining strategy in a single model improves performance and provides zero-shot video generation capabilities.

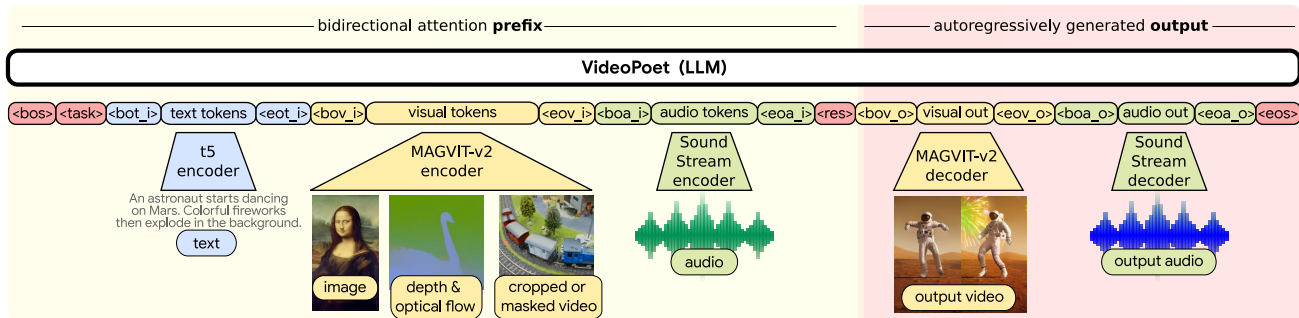


Figure 2: **Sequence layout for VideoPoet.** We encode all modalities into the discrete token space, so that we can directly use large language model architectures for video generation. We denote special tokens in $\langle \rangle$ (see Table 4 for definitions). The modality agnostic tokens are in darker red; the text related components are in blue; the vision related components are in yellow; the audio related components are in green. The left portion of the layout on light yellow represents the bidirectional prefix inputs. The right portion on darker red represents the autoregressively generated outputs with causal attention.

Language models for video and image generation.

Video language models are typically derived from the general family of transformer-based language models (Vaswani et al., 2017; Raffel et al., 2020) that easily combine multiple tasks in pretraining and demonstrate powerful zero-shot capabilities. Image generation language models can generate images autoregressively (Yu et al., 2022) or via masked prediction (Chang et al., 2022; 2023). Both families have been extended to text-to-video (Hong et al., 2022; Villegas et al., 2022; Hu et al., 2023; Yan et al., 2021) using paired data. While other text-to-video work with transformers only leverages video-text pairs for training, we also leverage unpaired videos (without text) and the same video for different tasks. Since video language models can flexibly incorporate numerous tasks (Yu et al., 2023a; Nash et al., 2022), including video-to-video, we extend this family of work to text- and multimodal-conditioned tasks in this work with a synergistic pretraining strategy across various tasks.

Pretraining task design in LLMs. As language models can easily incorporate multiple training tasks, task selection is an important area of research. GPT-3 (Brown et al., 2020) and PaLM (Chowdhery et al., 2022) demonstrate that training LLMs on diverse tasks leads to positive scaling effects on zero- and few-shot tasks. Other approaches show that masking approaches are a valuable learning target (Hoffmann et al., 2022; Yu et al., 2023a; 2024). As the model size grows, training data must grow as well (Hoffmann et al., 2022) to maintain similar performance. Our pretraining strategy enables using the same video for multiple training tasks even without paired text. This design facilitates training on a large quantity of video-only examples, thereby decreasing the demand for video-text pairs.

3. Model Overview

We propose an effective method for video generation and related tasks from different input signals by leveraging large language models. Our model consists of three components: (1) modality-specific tokenizers, (2) a language model back-

bone (Fig. 2), and (3) a super-resolution module (Fig. 3). The tokenizers map input data – *i.e.* image pixels, video frames, and audio waveforms – into discrete tokens in a *unified* vocabulary. The visual and audio tokens are flattened into a sequence of integers. Next, the LLM accepts these tokens as input along with text embeddings, and is responsible for generative multi-task and multimodal modeling. As illustrated in Fig. 2, VideoPoet conditions on text embeddings, visual tokens, and audio tokens, and autoregressively predicts visual and audio tokens. Subsequently, the super-resolution module increases the resolution of the video outputs while refining visual details for higher quality.

3.1. Tokenization

We employ the MAGVIT-v2 (Yu et al., 2024) tokenizer for joint image and video tokenization, and the SoundStream (Zeghidour et al., 2021) tokenizer for audio. Visual and audio vocabularies are concatenated into a unified vocabulary. The text modality is represented by embeddings.

Image and video tokenizer. Visual tokenizers are key to generating high-quality video content, often determining the upper limit of achievable video generation quality (Yu et al., 2024). Among existing tokenizers (Esser et al., 2020; Villegas et al., 2022; Yu et al., 2023a;b), we choose the MAGVIT-v2 (Yu et al., 2024) tokenizer due to its performance in visual quality and high compression capabilities, which effectively reduce the sequence length required by the LLM, thereby facilitating more efficient and effective learning. Specifically, a video clip is encoded and quantized into an integer sequence integers, with a decoder mapping back to pixel space. MAGVIT-v2 tokenizes 17-frame 2.125-second 128×128 resolution videos sampled at 8 fps to produce a latent shape of $(5, 16, 16)$, which is then flattened into 1280 tokens, with a vocabulary size of 2^{18} . We also tokenize videos into portrait aspect ratio at 128×224 resolution, producing a latent shape of $(5, 28, 16)$, or 2240 tokens.

We enforce causal temporal dependency, which facilitates

the generation of longer videos. To jointly represent images and videos, we encode the initial frame of a video or a static image into tokens with a consistent shape of (1, 16, 16). We use the COMMIT (Yu et al., 2023a) encoding scheme to tokenize the inpainting and outpainting tasks.

Audio tokenizer. We tokenize audio clips with a pre-trained SoundStream (Zeghidour et al., 2021) tokenizer. We embed 2.125 seconds of audio to produce 106 latent frames with a residual vector quantizer (RVQ) of four levels. Two possible choices exist for predicting the audio tokens with the RVQ representation: 1) sequentially predicting the entire audio clip from a lower to a higher RVQ level, or 2) simultaneously predicting all RVQ levels for a single audio token. Our results suggest that the former method demonstrates a slight advantage over the latter approach. Finally, each RVQ level has a disjoint vocabulary with each level containing 1,024 codes. This results in a combined audio vocabulary size of 4,096 codes.

Text embedding as input. Pretrained text representations, in general, outperform training our model by learning text tokens from scratch. We use pretrained language embeddings from a frozen T5 XL encoder (Raffel et al., 2020). For tasks with text guidance, such as text-to-video, T5 XL embeddings are projected into the transformer’s embedding space with a linear layer.

3.2. Language Model Backbone

After converting the image, video, and audio modalities into discrete tokens within a shared vocabulary, we can directly leverage a language model to generate videos and audios in the token space. We use a prefix language model with a decoder-only architecture as the backbone. By constructing different patterns of input tokens to output tokens during training, we can control the tasks the model is able to perform as explained in Section 4.

3.3. Super-Resolution

Generating high-resolution (HR) videos autoregressively entails heavy computational costs due to the increase in sequence length. To illustrate this with an example, the video tokenizer of Section 3.1 operating on a $17 \times 896 \times 512$ video produces a sequence of 35,840 tokens, making autoregressive sampling highly impractical. Aiming at efficient and high-quality generative video upsampling, we develop a custom spatial super-resolution (SR) non-autoregressive video transformer (Yu et al., 2023a) to operate in token space on top of the language model output. To mitigate the computational requirements of the very long sequences involved, and in particular the quadratic memory of the self-attention layers, our design incorporates windowed local attention (Gupta et al., 2022). Specifically, our SR transformer is composed of blocks of three transformer layers, each of which performs self-attention in a local window aligned with one of three axes (Tu et al., 2022): *spatial vertical*, *spatial horizontal* and *temporal*. The cross-attention layers

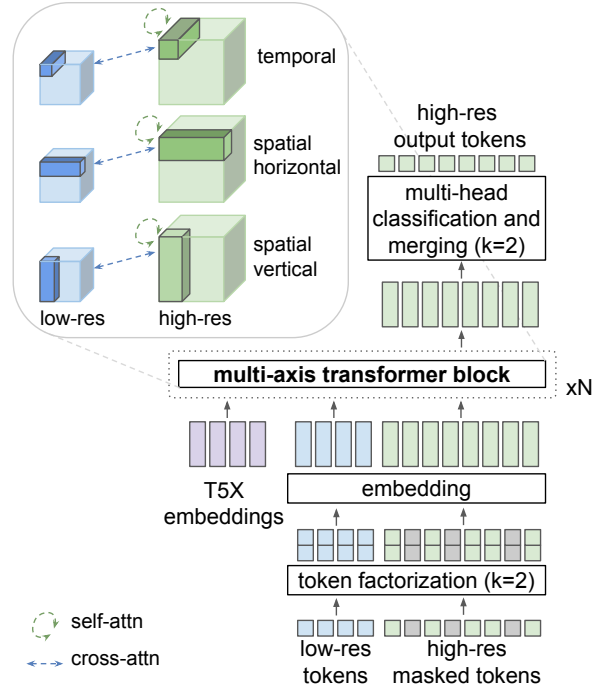


Figure 3: Custom transformer architecture for video super-resolution.

attend to the low-resolution (LR) token sequence and are also divided into local windows, isomorphic to those of the self-attention layers. All blocks also include cross-attention to T5 XL text embeddings. See Fig. 3 for a schematic representation of the custom transformer architecture.

To account for the larger vocabulary size, we follow (Yu et al., 2024), and train the SR transformer using token factorization with $k = 2$ factors, which converts a 262,144-way classification problem into two 512-way classification problems. The LR token sequences are obtained by tokenizing bicubic-downsampled versions of the ground truth videos and applying noise augmentation (Ho et al., 2022a) in the discrete latent space, to mitigate the distribution mismatch between real and generated videos. Specifically, we randomly resample the value of a random subset of the LR tokens and independently drop the LR condition and text embeddings for 10% of the training samples. During inference, we use non-autoregressive sampling (Chang et al., 2022; Yu et al., 2023a) with classifier-free guidance independently on both the LR condition and the text embeddings (Brooks et al., 2023). We use a cascade of two $2 \times$ stages to generate videos of 896×512 resolution from the 224×128 base output of VideoPoet. More implementation details can be found in the appendix.

4. LLM Pretraining for Generation

4.1. Task Prompt Design

We design a pretraining task mixture, each with a defined prefix input and output. The model conditions on the prefix, applying the loss solely to the output. Fig. 2 shows a typical input-output sequence layout. For each task, the input sequence may include three types of values: text embeddings (T5), visual tokens (MAGVIT-v2), and audio tokens (SoundStream). The model outputs two types of tokens: visual and audio tokens. To facilitate training, VideoPoet employs *special tokens*, as listed in Appendix Table 4. In the following, we describe key designs for the task prompts.

Pretraining tasks. We consider the following tasks. *Unconditioned video generation*: Generate video frames without conditioning on an input. *Text-to-video (T2V)*: Generate video from a text prompt. *Video future prediction (FP)*: Given an input video of variable length, predict future frames. *Image-to-video (I2V)*: Given the first frame of a video as an input image, predict the future frames. *Video inpainting/outpainting (Painting)*: Given a masked video, predict the video with the masked contents filled in. *Video stylization*: Given text, optical flow, and depth, predict the video frames (Section 4.1). *Audio-to-video*: Given an input audio waveform, predict the corresponding video. *Video-to-audio*: Given an input video, predict the corresponding audio waveform. *Audio-video continuation (AVCont)* given an input frame and its audio, predict the rest of the video and audio. In principle, the model can generate text, but we have not explicitly evaluated this ability.

To indicate the type of task, we condition on the `<task>` token, which has a unique value for each unique output. We note that not all input variations need a new `<task>`; the model adapts to different context signals for identical outputs. For instance, text-to-video, image-to-video, and unconditioned video generation share the same `<task>`. If a modality is absent in a task, related input/output tokens and special tokens are excluded, shortening the sequence.

Representing an image as a video. In text-to-image pretraining, we omit the `<eos>` and `<eov_o>` tokens from the input sequence, enabling continuous token generation for inference of longer videos. This approach blurs the boundary between video and image generation tasks, enhancing cross-modality information sharing. This design leads to the prediction of higher-quality initial frames and reduces errors and artifacts in subsequent frames.

Video token format. We generate video tokens at two resolutions, 128×128 and 128×224 , each available in two lengths: 17 frames and 41 frames, both encoded at 8 frames per second. Special conditioning tokens are used to signal the desired resolutions and durations for video generation. Images are a special case of a 1-frame video, which we tokenize at 128×128 resolution.

Video stylization. For video stylization, we adopt a method motivated by (Zhang et al., 2023b; Chen et al., 2023b; Esser et al., 2023), predicting videos from text, optical flow, and depth signals. The training task for stylization is to reconstruct the ground truth video from the given optical flow, depth, and text information, but during inference, we apply optical flow and depth estimation on an input video but then vary the text prompt to generate a new style, e.g. “cartoon.” Similar to (Esser et al., 2023), text dictates the output “content” or appearance, while optical flow and depth guide its “structure.”

4.2. Training Strategy

For multi-task training, we use the Alternating Gradient Descent (AGD) method (Akbari et al., 2023) to train videos of varying lengths. We design the tasks in the AGD format resulting in a near 0% padding ratio, lower than that of the packing approach (Raffel et al., 2020). This is accomplished by grouping tasks by sequence length and alternately sampling one group at each iteration. Since sequence lengths are fixed and vary significantly across tasks, e.g., first frame and long video generation, we achieve efficient training with minimal padding.

We find that sampling from image and video datasets uniformly across time can lead to suboptimal results, as training on images can enhance the model’s understanding of objects but does not capture any motions that are represented in video data. Thus, we devise a two-stage pretraining strategy, where we augment our sampling weights to sample image data 90% of the time and video data 10% of the time for the first 25% iterations of training. We then switch to training on video 90% and image 10% for the remaining iterations.

We fine-tune our pretrained model for enhanced performance on specific tasks or for new task adaptation, such as text-to-video and image-to-video tasks, using a data subset of higher quality. These videos are sourced from broad internal sources with millions of videos that contain simpler clips, and are not manually tailored or selected. This results in improved generation quality, consistent with Zhou et al. (2023), and addresses decoding collapse issues, characterized by repetitive token predictions. Such fine-tuning not only diversifies outputs but also allows for a higher classifier-free guidance scale (Ho & Salimans, 2022), boosting overall quality.

5. Experiments

5.1. Experimental Setup

Training tasks. We train the model on a mixture of pretraining tasks as detailed in Section 4.1. We finetune a model on a high-quality training subset for text-to-video evaluations, as discussed in Section 4.2. Unless explicitly stated, we do not finetune on specific tasks for evaluations.

Datasets. We train on a total of 1B image-text pairs and $\sim 270\text{M}$ videos ($\sim 100\text{M}$ with paired text, of which $\sim 50\text{M}$ are used for high-quality finetuning, and $\sim 170\text{M}$ with paired audio) from the public internet and other sources, *i.e.* around 2 trillion tokens across all modalities. The data has been filtered to remove egregious content and sampled to improve contextual and demographic diversity.

Evaluation protocol. We employ a zero-shot generation evaluation protocol, as the model has not been trained on the training data of target benchmarks. Specifically, the evaluation benchmark includes two text-to-video generation datasets, MSR-VTT (Xu et al., 2016) and UCF-101 (Soomro et al., 2012), as well as the frame prediction task on Kinetics 600 (K600) (Carreira et al., 2018), in which the first 5 frames are provided as the condition to predict the next 11 frames. We also include inpainting and outpainting tasks (Yu et al., 2023a) on Something-Something V2 (SSv2) (Goyal et al., 2017).

We employ widely used metrics such as Fréchet Video Distance (FVD) (Unterthiner et al., 2018), CLIP similarity score (Wu et al., 2021), and Inception Score (IS) (Saito et al., 2020) for evaluation. Note that the specific metrics and evaluation methods vary across different datasets. Detailed information on these variations can be found in Appendix A.5.5. We include examples of the generated videos in the supplementary materials.

5.2. Pretraining Task Analysis

We investigate the learning capabilities of different combinations of pretraining tasks using a model with 300 million parameters. All task combinations are trained using a learning rate of 10^{-3} for the same number of steps (300k) with a batch size of 1024.

For the analysis of pretraining tasks, we consider text-to-video (T2V), text-to-image (T2I), and four self-supervised learning (SSL) tasks: frame prediction (FP), central inpainting and central outpainting (Painting) (Yu et al., 2023a) and audio-video continuation (AVCont) where the model is provided with the first frame and its corresponding audio to predict the subsequent 16 frames and matching audio. For each video task, we uniformly select 20% of training samples from a random subset of 50 million videos. For the text-to-image task, we randomly sample 50 million text-image pairs from our training dataset. For tasks involving audio, our sampling is exclusive to videos that contain an audio track.

The evaluation results are presented in Table 1. We assess a model across the four tasks within the zero-shot evaluation benchmark: the T2V task on MSR-VTT (Xu et al., 2016) and UCF 101 (Soomro et al., 2012), the FP on K600 (Carreira et al., 2018), and central inpainting and outpainting on SSv2 (Goyal et al., 2017). The audio generation results (FAD) are reported in Fig. 8b of the Appendix. In these

experiments, we employ a single model to perform all the tasks. The model is not trained on the training data of these evaluation datasets, and thus it is a zero-shot evaluation.

The top rows of Table 1 depict each pretraining task configuration of the 300 million parameter model, which are comparable in their setups. Our evaluation benchmarks span diverse visual domains, posing a challenge to achieving consistent improvement across all of them. Nevertheless, incorporating all pretraining tasks results in the best overall performance, on average, across all evaluated tasks. Additionally, the significant disparity observed in the “SSL” row suggests the limitations of self-supervised training and underscores the necessity for text-paired data during training. Both single-task and multi-task models are trained for the same number of steps. The minor decrease in performance of multi-task training in Table 1 might be due to the insufficient training of each task. The last row, “ALL (8B)”, is the model with 8 billion parameters, trained on the pretraining tasks as discussed in Section 3 and utilized significantly more compute.

5.3. Comparison with the State-of-the-Art

Text-to-Video (T2V). Table 2 shows zero-shot text-to-video evaluation results on the common MSR-VTT (Xu et al., 2016) and UCF-101 (Soomro et al., 2012) datasets. Our model performs favorably in terms of CLIP similarity and FVD scores on MSR-VTT and UCF-101. The pre-trained foundation model already achieves competitive performance on all metrics. After finetuned on high-quality subset of text-video pairs, VideoPoet achieves even better CLIPSIM on MSR-VTT. More details on the evaluation settings can be found in Appendix A.5.5.

Human Evaluations with Text-to-Video (T2V). We analyze VideoPoet using human raters and compare with other recent models: Show-1 (Zhang et al., 2023a), VideoCrafter (Chen et al., 2023a), Phenaki (Villegas et al., 2022), Pika (Pika, 2023), Gen2 (Runway, 2023), WALT (Gupta et al., 2023) and Lumiere (Bar-Tal et al., 2024). Show-1, VideoCrafter, Pika, Gen2, WALT and Lumiere are video diffusion models while Phenaki is a token-based model using masked token modeling (Chang et al., 2022). We ran the most up-to-date model versions as of January 2024 and note that WALT and Lumiere were concurrently developed and not available during initial submission of this paper.

We first develop a unified evaluation prompt bank consisting of ~ 250 selected prompts from a variety of categories and styles. Our prompts are sourced from published prompt sets (*e.g.*, Show-1, Video LDM (Blattmann et al., 2023b)). We select the prompts prior to generating videos and fix these choices after initial selection. We also select preferentially for prompts that contain an explicit mention of motion so that the evaluation would not be biased for models that gen-

Table 1: **Pretraining task analysis on 300M models.** The top rows list models with 300M parameters, trained on a subset of the data, and are comparable to each other. The last row shows an 8B model trained on the entire dataset. **T2I** (text-to-image), **T2V** (text-to-video), **FP** (frame prediction), **Painting** (inpainting/outpainting), **Uncond** (unconditional generation), **AVCont** (audio-video continuation), and **SSL** (self-supervised learning).

Method	Pretraining Tasks						Zero-shot Evaluation Benchmark				
	T2I	T2V	Uncond	FP	Painting	AVCont	T2V		FP	Inpainting	Outpainting
							MSR-VTT CLIPSIM ↑	UCF101 FVD ↓	K600 FVD ↓	SSv2 FVD ↓	SSv2 FVD ↓
T2V		✓					0.244	822	759	2,333	2,310
T2V+I	✓	✓					0.247	1,025	794	2,118	1,916
SSL			✓	✓	✓	✓	0.226	1,742	700	1,093	1,500
NO T2I		✓	✓	✓	✓	✓	0.235	1,008	755	95	389
ALL	✓	✓	✓	✓	✓	✓	0.240	1,085	729	127	636
ALL (8B)	✓	✓	✓	✓	✓	✓	0.305	355	687	4.7	13.76

Table 2: **Comparison on zero-shot text-to-video benchmarks.** See Appendix A.5.5 for evaluation details.

Model	MSR-VTT		UCF-101	
	CLIPSIM	FVD	FVD	IS
CogVideo (EN) (2022)	0.2631	1294	702	25.27
MagicVideo (2022)	-	998	655	-
Video LDM (2023b)	0.2929	-	551	33.45
ModelScopeT2V (2023a)	0.2930	550	-	-
InternVid (2023d)	0.2951	-	617	21.04
VideoFactory (2023c)	0.3005	-	410	-
Make-A-Video (2022)	0.3049	-	367	33.00
Show-1 (2023a)	0.3072	538	394	35.42
VideoPoet (Pretrain)	0.3049	213	355	38.44
VideoPoet (Task adapt)	0.3123	-	-	-

erate high quality videos that are almost still (e.g., “person jumping off of a chair” over “person standing on a chair”). Note that due to time constraints, our experiments for Pika and Gen2 were run on a subset of 50 prompts due to having to submit these manually via their web interface. These 50 prompts were pre-selected (before any evaluations were run) so as to be representative of the entire set.

For this user study we use the fine-tuned version of VideoPoet as discussed in Section 4.2. As part of our system we also use a fixed negative prompt for all inference calls as well as lightweight prompt rewriting. We then compare VideoPoet against alternative models in side-by-side fashion for each prompt. Raters are shown videos generated by two models at a time (in randomized order so as to not bias raters). We refer readers to Appendix A.5.4 for more details of our methodology.

Not all methods generate videos at the same size, aspect ratio, or framerate, and we thus resize and resample each video to a fixed area while maintaining its original aspect ratio as well as common framerate. Raters are then asked to compare the videos along 5 dimensions and for each dimension to report which video is better. The 5 dimensions are: (1) text fidelity (which video follows the text prompt most faithfully), (2) video quality, (3) motion “interestingness”,

(4) motion realism, and (5) temporal consistency. Raters are required to go through a collection of training examples for each of these 5 dimensions before they begin.

Our findings are summarized in Fig. 4, where green and pink bars represent the proportion of trials where VideoPoet was *preferred* or *less preferred* over an alternative, respectively. We observe that VideoPoet is competitive with state of the art video diffusion models despite taking a dramatically different approach, even outperforming these baseline models along most dimensions. More specifically, VideoPoet achieves significant wins along motion interestingness and realism and Lumiere (Bar-Tal et al., 2024) which is diffusion based and concurrent to our work, is the only model that outperforms VideoPoet on Video Quality.

5.4. Runtime

For a batch size of 4 videos and generating 17 frames at 8fps using TPUv5p (4 chips) accelerators, our base model runs in 34s, the detokenizer (converting tokens to pixels) requires 1.3s and super-resolution is 6.8s — thus, amortized run time is about 5 seconds per second of output video. Note that our model has not been optimized, and any acceleration techniques applicable to standard LLMs could be applied here as well.

5.5. LLM’s Diverse Capabilities in Video Generation

This subsection presents several capabilities we discover from the pretrained VideoPoet, shedding light on the LLM’s promising potential in video generation. By combining the flexibility of our autoregressive language model to perform diverse tasks such as extending video in time, inpainting, outpainting, and stylization, VideoPoet accomplishes multiple tasks in a unified model.

Coherent long video generation and image-to-video. A benefit of an decoder-based language model is that it pairs well with autoregressively extending generation in time. We present two different variants: Generating longer videos and converting images to videos. Encoding the first frame independently allows us to convert any image into the initial

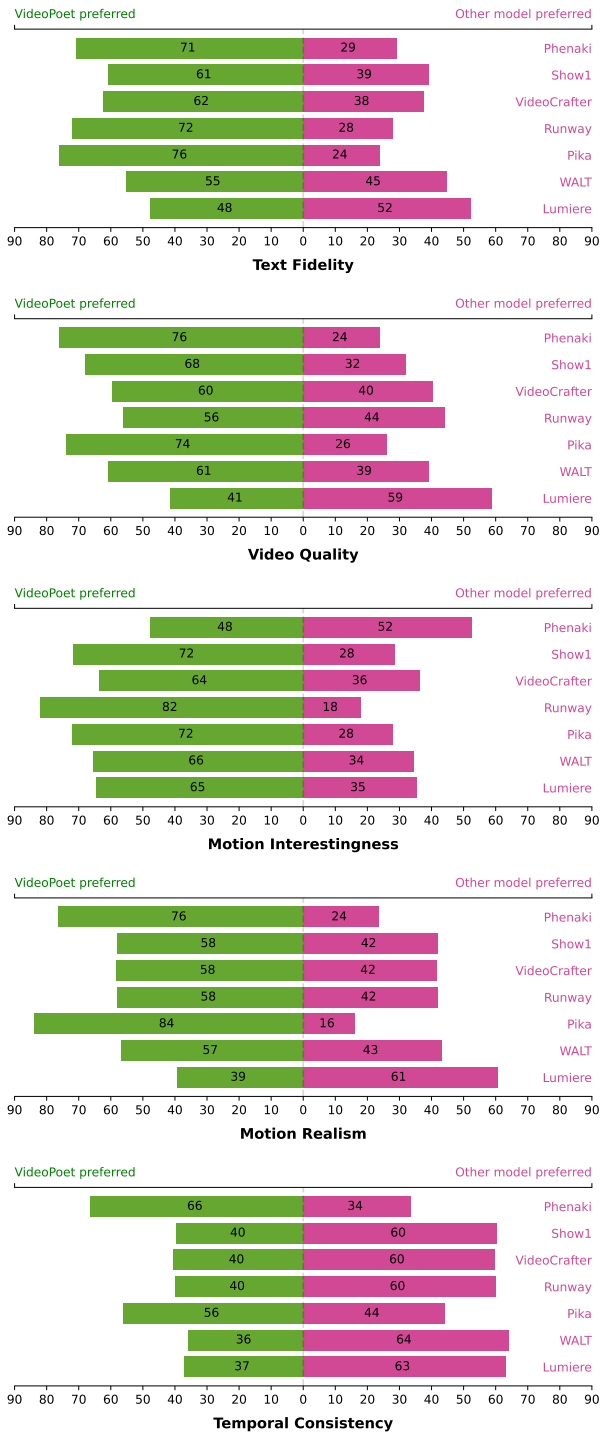


Figure 4: **Human evaluation results on text-to-video (T2V) generation.** Green and pink bars represent the proportion of trials where VideoPoet was *preferred over* or *less preferred* to an alternative, respectively.





Figure 5: **10-Second long video generation example.** By predicting 1-second video segments from an initial 1-second clip, VideoPoet can iteratively generate videos of extended lengths.



Animated from historical photo



Animated from painting

Figure 6: **Examples of videos animated from still images plus text prompts tailored to each initial image.**

frame of a video without padding. Subsequent frames are generated by predicting remaining tokens, transforming the image into a video as shown in Fig. 6¹.


This results in the capability to generate videos longer than 10 seconds or to allow users to iteratively extend video clips based on previously generated video, and produces temporally consistent videos without significant distortion. Such capabilities are rarely observed in contemporary diffusion models.

Zero-shot video editing and task chaining. With the multi-task pretraining, VideoPoet exhibits task generalization that can be chained together to perform novel tasks. We show the model can apply image-to-video animation followed by video-to-video stylization in Fig. 7. In the Appendix, Fig. 10 shows another example applying video-to-

¹For image-to-video examples we source images from Wikimedia Commons: https://commons.wikimedia.org/wiki/Main_Page



Animated from still image



Stylized video

Prompt: An oil painting of a snowman with a red hat opening their mouth to yawn

Figure 7: Example of zero-shot video editing via task chaining (text conditioned image-to-video and stylization)

video outpainting, followed by editing them with additional video-to-video effects. At each stage, the quality of the output is sufficient to remain in-distribution (*i.e.* teacher forcing) for the next stage without noticeable artifacts. These capabilities can be attributed to our multimodal task design within an LLM transformer framework that allows for modeling multimodal content using a single transformer architecture over a unified vocabulary.

Zero-shot video stylization. Stylization results are presented in Appendix A.4 where the structure and text are used as prefixes to guide the language model. Unlike other stylization methods that employ adapter modules such as cross-attention networks (Zhang et al., 2023b) or latent blending (Meng et al., 2021), our approach stylizes videos within an LLM as one of several generative tasks.

3D structure, camera motion, visual styles. Even though we do not add specific training data or losses to encourage 3D consistency, our model can rotate around objects and predict reasonable visualizations of the backside of objects. Additionally, with only a small proportion of input videos and texts describing camera motion, our model can use short text prompts to apply a range of camera motions to image-to-video and text-to-video generations (see Fig. 11).

5.6. Limitations

Despite VideoPoet demonstrating highly competitive performance of LLMs relative to state-of-the-art models, certain limitations are still observed. For example, the RGB frame

reconstruction from compressed and quantized tokens place an upper bound on the generative model’s visual fidelity. Second, the per-frame aesthetic biases in static scenes does not match the best baseline. This difference is largely due to a choice of training data, where we focus our training on more natural aesthetics and excluded some sources containing copyrighted images, such as LAION (Schuhmann et al., 2022), which is commonly used in other work. Finally, small objects and fine-grained details, especially when coupled with significant motions, remains difficult within the token-based modeling.

6. Conclusion

VideoPoet demonstrates the potential of a large language model that is trained on discrete visual, text and audio tokens, in generating videos of compelling state-of-the-art quality. A particular strength of our model lies in its ability to generate high-fidelity, large, and complex motions. Our large language model formulation benefits from training across a variety of multimodal tasks with a unified architecture and vocabulary. Consequently, the pretrained model is adept at multi-task video creation, and serves as a foundation for a diverse variety of video generation related capabilities, including multiple forms of editing.

Acknowledgements

We give special thanks to Alex Siegman, Victor Gomes, and Brendan Jou for managing computing resources. We also give thanks to Aren Jansen, Marco Tagliasacchi, Neil Zeghdour, John Hershey for audio tokenization and processing, Angad Singh for storyboarding in “Rookie the Raccoon”, Cordelia Schmid for research discussions, David Salesin, Tomas Izo, and Rahul Sukthankar for their support, and Jay Yagnik for the initial concept.

Impact Statement

This paper introduces research aimed at advancing the field of video generation and introduces a new tool to enhance human creativity. In considering the societal impact of our video generation model, VideoPoet, several concerns emerge, including the potential for misuse and ethical considerations. Misuse may entail the creation of deceptive or harmful content, such as misinformation or deepfakes. Ethical considerations encompass ensuring that generated content adheres to ethical standards, avoids perpetuating harmful stereotypes, and respects cultural sensitivities. To mitigate these risks, we adhere to evolving strategies developed within our community. This includes using digital watermarking in generated videos to enable traceability and accountability, and maintain transparency in our model design to foster trust.

References

- Agostinelli, A., Denk, T. I., Borsos, Z., Engel, J., Verzetti, M., Caillon, A., Huang, Q., Jansen, A., Roberts, A., Tagliasacchi, M., et al. Musiclm: Generating music from text. *arXiv preprint arXiv:2301.11325*, 2023.
- Akbari, H., Kondratyuk, D., Cui, Y., Hornung, R., Wang, H., and Adam, H. Alternating gradient descent and mixture-of-experts for integrated multimodal perception. *arXiv preprint arXiv:2305.06324*, 2023.
- Anil, R., Dai, A. M., Firat, O., Johnson, M., Lepikhin, D., Passos, A., Shakeri, S., Taropa, E., Bailey, P., Chen, Z., et al. Palm 2 technical report. *arXiv preprint arXiv:2305.10403*, 2023.
- Bar-Tal, O., Chefer, H., Tov, O., Herrmann, C., Paiss, R., Zada, S., Ephrat, A., Hur, J., Li, Y., Michaeli, T., et al. Lumiere: A space-time diffusion model for video generation. *arXiv preprint arXiv:2401.12945*, 2024.
- Blattmann, A., Dockhorn, T., Kulal, S., Mendelevitch, D., Kilian, M., Lorenz, D., Levi, Y., English, Z., Voleti, V., Letts, A., et al. Stable video diffusion: Scaling latent video diffusion models to large datasets. *arXiv preprint arXiv:2311.15127*, 2023a.
- Blattmann, A., Rombach, R., Ling, H., Dockhorn, T., Kim, S. W., Fidler, S., and Kreis, K. Align your latents: High-resolution video synthesis with latent diffusion models. In *CVPR*, pp. 22563–22575, 2023b.
- Bommasani, R., Hudson, D. A., Adeli, E., Altman, R., Arora, S., von Arx, S., Bernstein, M. S., Bohg, J., Bosselut, A., Brunskill, E., et al. On the opportunities and risks of foundation models. *arXiv preprint arXiv:2108.07258*, 2021.
- Brooks, T., Holynski, A., and Efros, A. A. Instructpix2pix: Learning to follow image editing instructions. In *CVPR*, pp. 18392–18402, 2023.
- Brown, T., Mann, B., Ryder, N., Subbiah, M., Kaplan, J. D., Dhariwal, P., Neelakantan, A., Shyam, P., Sastry, G., Askell, A., et al. Language models are few-shot learners. *NeurIPS*, 33: 1877–1901, 2020.
- Carreira, J., Noland, E., Banki-Horvath, A., Hillier, C., and Zisserman, A. A short note about kinetics-600. *arXiv preprint arXiv:1808.01340*, 2018.
- Ceylan, D., Huang, C.-H. P., and Mitra, N. J. Pix2video: Video editing using image diffusion. In *CVPR*, pp. 23206–23217, 2023.
- Chai, W., Guo, X., Wang, G., and Lu, Y. Stablevideo: Text-driven consistency-aware diffusion video editing. In *CVPR*, pp. 23040–23050, 2023.
- Chang, H., Zhang, H., Jiang, L., Liu, C., and Freeman, W. T. Maskgit: Masked generative image transformer. In *CVPR*, pp. 11315–11325, 2022.
- Chang, H., Zhang, H., Barber, J., Maschinot, A., Lezama, J., Jiang, L., Yang, M.-H., Murphy, K., Freeman, W. T., Rubinstein, M., et al. Muse: Text-to-image generation via masked generative transformers. *arXiv preprint arXiv:2301.00704*, 2023.
- Chen, H., Xia, M., He, Y., Zhang, Y., Cun, X., Yang, S., Xing, J., Liu, Y., Chen, Q., Wang, X., et al. Videocrafter1: Open diffusion models for high-quality video generation. *arXiv preprint arXiv:2310.19512*, 2023a.
- Chen, W., Wu, J., Xie, P., Wu, H., Li, J., Xia, X., Xiao, X., and Lin, L. Control-a-video: Controllable text-to-video generation with diffusion models. *arXiv preprint arXiv:2305.13840*, 2023b.
- Chiu, M.-C., Chen, P.-Y., and Ma, X. Better may not be fairer: A study on subgroup discrepancy in image classification. In *ICCV*, pp. 4956–4966, 2023.
- Chowdhery, A., Narang, S., Devlin, J., Bosma, M., Mishra, G., Roberts, A., Barham, P., Chung, H. W., Sutton, C., Gehrmann, S., et al. PaLM: Scaling language modeling with pathways. *arXiv:2204.02311*, 2022.
- Ding, M., Yang, Z., Hong, W., Zheng, W., Zhou, C., Yin, D., Lin, J., Zou, X., Shao, Z., Yang, H., et al. Cogview: Mastering text-to-image generation via transformers. *NeurIPS*, pp. 19822–19835, 2021.
- Driess, D., Xia, F., Sajjadi, M. S., Lynch, C., Chowdhery, A., Ichter, B., Wahid, A., Tompson, J., Vuong, Q., Yu, T., et al. Palm-e: An embodied multimodal language model. *arXiv preprint arXiv:2303.03378*, 2023.
- Du, N., Huang, Y., Dai, A. M., Tong, S., Lepikhin, D., Xu, Y., Krikun, M., Zhou, Y., Yu, A. W., Firat, O., et al. GLaMs: Efficient scaling of language models with mixture-of-experts. In *ICML*, 2022.
- Esser, P., Rombach, R., and Ommer, B. Taming transformers for high-resolution image synthesis. In *CVPR*, pp. 12868–12878, 2020.
- Esser, P., Chiu, J., Atighehchian, P., Granskog, J., and Germanidis, A. Structure and content-guided video synthesis with diffusion models. In *CVPR*, pp. 7346–7356, 2023.
- Feng, R., Weng, W., Wang, Y., Yuan, Y., Bao, J., Luo, C., Chen, Z., and Guo, B. Ccredit: Creative and controllable video editing via diffusion models. *arXiv preprint arXiv:2309.16496*, 2023.
- Ge, S., Nah, S., Liu, G., Poon, T., Tao, A., Catanzaro, B., Jacobs, D., Huang, J.-B., Liu, M.-Y., and Balaji, Y. Preserve your own correlation: A noise prior for video diffusion models. In *CVPR*, pp. 22930–22941, 2023.
- Geyer, M., Bar-Tal, O., Bagon, S., and Dekel, T. Tokenflow: Consistent diffusion features for consistent video editing. *arXiv preprint arXiv:2307.10373*, 2023.
- Goyal, R., Ebrahimi Kahou, S., Michalski, V., Materzynska, J., Westphal, S., Kim, H., Haenel, V., Fruend, I., Yianilos, P., Mueller-Freitag, M., et al. The “something something” video database for learning and evaluating visual common sense. In *ICCV*, 2017.
- Guo, Y., Yang, C., Rao, A., Wang, Y., Qiao, Y., Lin, D., and Dai, B. Animatediff: Animate your personalized text-to-image diffusion models without specific tuning. *arXiv preprint arXiv:2307.04725*, 2023.
- Gupta, A., Tian, S., Zhang, Y., Wu, J., Martín-Martín, R., and Fei-Fei, L. Maskvit: Masked visual pre-training for video prediction. *arXiv preprint arXiv:2206.11894*, 2022.

- Gupta, A., Yu, L., Sohn, K., Gu, X., Hahn, M., Fei-Fei, L., Essa, I., Jiang, L., and Lezama, J. Photorealistic video generation with diffusion models. *arXiv preprint arXiv:2312.06662*, 2023.
- He, Y., Yang, T., Zhang, Y., Shan, Y., and Chen, Q. Latent video diffusion models for high-fidelity long video generation. *arXiv preprint arXiv:2211.13221*, 2(3):4, 2023.
- Hershey, S., Chaudhuri, S., Ellis, D. P. W., Gemmeke, J. F., Jansen, A., Moore, C., Plakal, M., Platt, D., Saurous, R. A., Seybold, B., Slaney, M., Weiss, R., and Wilson, K. Cnn architectures for large-scale audio classification. In *ICASSP*, 2017. URL <https://arxiv.org/abs/1609.09430>.
- Ho, J. and Salimans, T. Classifier-free diffusion guidance. *arXiv preprint arXiv:2207.12598*, 2022.
- Ho, J., Chan, W., Saharia, C., Whang, J., Gao, R., Gritsenko, A., Kingma, D. P., Poole, B., Norouzi, M., Fleet, D. J., et al. Imagen video: High definition video generation with diffusion models. *arXiv preprint arXiv:2210.02303*, 2022a.
- Ho, J., Salimans, T., Gritsenko, A., Chan, W., Norouzi, M., and Fleet, D. J. Video diffusion models. *arXiv:2204.03458*, 2022b.
- Hoffmann, J., Borgeaud, S., Mensch, A., Buchatskaya, E., Cai, T., Rutherford, E., Casas, D. d. L., Hendricks, L. A., Welbl, J., Clark, A., et al. Training compute-optimal large language models. *arXiv preprint arXiv:2203.15556*, 2022.
- Hong, W., Ding, M., Zheng, W., Liu, X., and Tang, J. Cogvideo: Large-scale pretraining for text-to-video generation via transformers. *arXiv preprint arXiv:2205.15868*, 2022.
- Hu, A., Russell, L., Yeo, H., Murez, Z., Fedoseev, G., Kendall, A., Shotton, J., and Corrado, G. Gaia-1: A generative world model for autonomous driving. *arXiv preprint arXiv:2309.17080*, 2023.
- Li, R., Allal, L. B., Zi, Y., Muennighoff, N., Kocetkov, D., Mou, C., Marone, M., Akiki, C., Li, J., Chim, J., et al. StarCoder: may the source be with you! *arXiv:2305.06161*, 2023.
- Liew, J. H., Yan, H., Zhang, J., Xu, Z., and Feng, J. Magicedit: High-fidelity and temporally coherent video editing. *arXiv preprint arXiv:2308.14749*, 2023.
- Meng, C., He, Y., Song, Y., Song, J., Wu, J., Zhu, J.-Y., and Ermon, S. Sedit: Guided image synthesis and editing with stochastic differential equations. *arXiv preprint arXiv:2108.01073*, 2021.
- Nash, C., Carreira, J., Walker, J., Barr, I., Jaegle, A., Malinowski, M., and Battaglia, P. Transframer: Arbitrary frame prediction with generative models. *arXiv preprint arXiv:2203.09494*, 2022.
- OpenAI. GPT-4 technical report. *arXiv:2303.08774*, 2023.
- Perazzi, F., Pont-Tuset, J., McWilliams, B., Van Gool, L., Gross, M., and Sorkine-Hornung, A. A benchmark dataset and evaluation methodology for video object segmentation. In *CVPR*, 2016.
- Pika. Pika 1.0, 2023. URL <https://pika.art/launch>.
- Podell, D., English, Z., Lacey, K., Blattmann, A., Dockhorn, T., Müller, J., Penna, J., and Rombach, R. Sdxl: Improving latent diffusion models for high-resolution image synthesis. *arXiv preprint arXiv:2307.01952*, 2023.
- Raffel, C., Shazeer, N., Roberts, A., Lee, K., Narang, S., Matena, M., Zhou, Y., Li, W., and Liu, P. J. Exploring the limits of transfer learning with a unified text-to-text transformer. *Journal of Machine Learning Research*, 21(1):5485–5551, 2020.
- Ramesh, A., Pavlov, M., Goh, G., Gray, S., Voss, C., Radford, A., Chen, M., and Sutskever, I. Zero-shot text-to-image generation. *arXiv preprint arXiv:2102.12092*, 2021.
- Ramesh, A., Dhariwal, P., Nichol, A., Chu, C., and Chen, M. Hierarchical text-conditional image generation with clip latents. *arXiv preprint arXiv:2204.06125*, 1(2):3, 2022.
- Ranftl, R., Lasinger, K., Hafner, D., Schindler, K., and Koltun, V. Towards robust monocular depth estimation: Mixing datasets for zero-shot cross-dataset transfer. *IEEE TPAMI*, 44(3):1623–1637, 2020.
- Rombach, R., Blattmann, A., Lorenz, D., Esser, P., and Ommer, B. High-resolution image synthesis with latent diffusion models. In *CVPR*, pp. 10684–10695, 2022.
- Rubenstein, P. K., Asawaroengchai, C., Nguyen, D. D., Bapna, A., Borsos, Z., Quiry, F. d. C., Chen, P., Badawy, D. E., Han, W., Kharitonov, E., et al. Audiopalm: A large language model that can speak and listen. *arXiv preprint arXiv:2306.12925*, 2023.
- Runway. Gen2, 2023. URL <https://runwayml.com/>.
- Saharia, C., Chan, W., Saxena, S., Li, L., Whang, J., Denton, E. L., Ghasemipour, K., Gontijo Lopes, R., Karagol Ayan, B., Salimans, T., et al. Photorealistic text-to-image diffusion models with deep language understanding. *NeurIPS*, 35:36479–36494, 2022.
- Saito, M., Saito, S., Koyama, M., and Kobayashi, S. Train sparsely, generate densely: Memory-efficient unsupervised training of high-resolution temporal gan. *IJCV*, 128(10):2586–2606, 2020.
- Schuhmann, C., Beaumont, R., Vencu, R., Gordon, C., Wightman, R., Cherti, M., Coombes, T., Katta, A., Mullis, C., Wortsman, M., et al. Laion-5b: An open large-scale dataset for training next generation image-text models. *Advances in Neural Information Processing Systems*, 35:25278–25294, 2022.
- Schumann, C., Ricco, S., Prabhu, U., Ferrari, V., and Pantofaru, C. A step toward more inclusive people annotations for fairness. In *Proceedings of the 2021 AAAI/ACM Conference on AI, Ethics, and Society*, pp. 916–925, 2021.
- Schumann, C., Olanubi, G. O., Wright, A., Monk, E., Heldreth, C., and Ricco, S. Consensus and subjectivity of skin tone annotation for ML fairness. In *Thirty-seventh Conference on Neural Information Processing Systems Datasets and Benchmarks Track*, 2023. URL <https://openreview.net/forum?id=L9I9FhHfS3>.
- Singer, U., Polyak, A., Hayes, T., Yin, X., An, J., Zhang, S., Hu, Q., Yang, H., Ashual, O., Gafni, O., et al. Make-a-video: Text-to-video generation without text-video data. *arXiv preprint arXiv:2209.14792*, 2022.
- Soomro, K., Zamir, A. R., and Shah, M. Ucf101: A dataset of 101 human actions classes from videos in the wild. *arXiv preprint arXiv:1212.0402*, 2012.
- Sun, D., Herrmann, C., Reda, F., Rubinstein, M., Fleet, D. J., and Freeman, W. T. Disentangling architecture and training for optical flow. In *ECCV*, 2022.

- Tang, Z., Yang, Z., Zhu, C., Zeng, M., and Bansal, M. Any-to-any generation via composable diffusion. *arXiv preprint arXiv:2305.11846*, 2023.
- Tu, Z., Talebi, H., Zhang, H., Yang, F., Milanfar, P., Bovik, A., and Li, Y. Maxvit: Multi-axis vision transformer. In *ECCV*, pp. 459–479, 2022.
- Unterthiner, T., Van Steenkiste, S., Kurach, K., Marinier, R., Michalski, M., and Gelly, S. Towards accurate generative models of video: A new metric & challenges. *arXiv preprint arXiv:1812.01717*, 2018.
- Vaswani, A., Shazeer, N., Parmar, N., Uszkoreit, J., Jones, L., Gomez, A. N., Kaiser, Ł., and Polosukhin, I. Attention is all you need. *NeurIPS*, 30, 2017.
- Villegas, R., Babaeizadeh, M., Kindermans, P.-J., Moraldo, H., Zhang, H., Saffar, M. T., Castro, S., Kunze, J., and Erhan, D. Phenaki: Variable length video generation from open domain textual description. *arXiv preprint arXiv:2210.02399*, 2022.
- Voleti, V., Jolicoeur-Martineau, A., and Pal, C. Mcvd-masked conditional video diffusion for prediction, generation, and interpolation. *NeurIPS*, 35:23371–23385, 2022.
- Wang, J., Yuan, H., Chen, D., Zhang, Y., Wang, X., and Zhang, S. Modelscope text-to-video technical report. *arXiv preprint arXiv:2308.06571*, 2023a.
- Wang, W., Xie, K., Liu, Z., Chen, H., Cao, Y., Wang, X., and Shen, C. Zero-shot video editing using off-the-shelf image diffusion models. *arXiv preprint arXiv:2303.17599*, 2023b.
- Wang, W., Yang, H., Tuo, Z., He, H., Zhu, J., Fu, J., and Liu, J. Videofactory: Swap attention in spatiotemporal diffusions for text-to-video generation. *arXiv preprint arXiv:2305.10874*, 2023c.
- Wang, Y., He, Y., Li, Y., Li, K., Yu, J., Ma, X., Chen, X., Wang, Y., Luo, P., Liu, Z., et al. Internvid: A large-scale video-text dataset for multimodal understanding and generation. *arXiv preprint arXiv:2307.06942*, 2023d.
- Wu, C., Huang, L., Zhang, Q., Li, B., Ji, L., Yang, F., Sapiro, G., and Duan, N. Godiva: Generating open-domain videos from natural descriptions. *arXiv preprint arXiv:2104.14806*, 2021.
- Xu, J., Mei, T., Yao, T., and Rui, Y. Msr-vtt: A large video description dataset for bridging video and language. In *CVPR*, pp. 5288–5296, 2016.
- Yan, W., Zhang, Y., Abbeel, P., and Srinivas, A. Videogpt: Video generation using vq-vae and transformers. *arXiv preprint arXiv:2104.10157*, 2021.
- Yu, J., Xu, Y., Koh, J. Y., Luong, T., Baid, G., Wang, Z., Vasudevan, V., Ku, A., Yang, Y., Ayan, B. K., et al. Scaling autoregressive models for content-rich text-to-image generation. *arXiv preprint arXiv:2206.10789*, 2022.
- Yu, L., Cheng, Y., Sohn, K., Lezama, J., Zhang, H., Chang, H., Hauptmann, A. G., Yang, M.-H., Hao, Y., Essa, I., et al. MAGVIT: Masked generative video transformer. In *CVPR*, 2023a.
- Yu, L., Cheng, Y., Wang, Z., Kumar, V., Macherey, W., Huang, Y., Ross, D. A., Essa, I., Bisk, Y., Yang, M.-H., et al. SPAE: Semantic pyramid autoencoder for multimodal generation with frozen llms. In *NeurIPS*, 2023b.
- Yu, L., Lezama, J., Gundavarapu, N. B., Versari, L., Sohn, K., Minnen, D., Cheng, Y., Gupta, A., Gu, X., Hauptmann, A. G., et al. Language model beats diffusion–tokenizer is key to visual generation. In *ICLR*, 2024.
- Yu, S., Sohn, K., Kim, S., and Shin, J. Video probabilistic diffusion models in projected latent space. In *CVPR*, pp. 18456–18466, 2023c.
- Zeghidour, N., Luebs, A., Omran, A., Skoglund, J., and Tagliasacchi, M. Soundstream: An end-to-end neural audio codec. *IEEE/ACM Transactions on Audio, Speech, and Language Processing*, 30:495–507, 2021.
- Zeng, Y., Wei, G., Zheng, J., Zou, J., Wei, Y., Zhang, Y., and Li, H. Make pixels dance: High-dynamic video generation. *arXiv preprint arXiv:2311.10982*, 2023.
- Zhang, D. J., Wu, J. Z., Liu, J.-W., Zhao, R., Ran, L., Gu, Y., Gao, D., and Shou, M. Z. Show-1: Marrying pixel and latent diffusion models for text-to-video generation. *arXiv preprint arXiv:2309.15818*, 2023a.
- Zhang, L., Rao, A., and Agrawala, M. Adding conditional control to text-to-image diffusion models. In *CVPR*, pp. 3836–3847, 2023b.
- Zhang, Y., Jiang, L., Turk, G., and Yang, D. Auditing gender presentation differences in text-to-image models. *arXiv preprint arXiv:2302.03675*, 2023c.
- Zhou, C., Liu, P., Xu, P., Iyer, S., Sun, J., Mao, Y., Ma, X., Efrat, A., Yu, P., Yu, L., et al. Lima: Less is more for alignment. *arXiv preprint arXiv:2305.11206*, 2023.
- Zhou, D., Wang, W., Yan, H., Lv, W., Zhu, Y., and Feng, J. Magicvideo: Efficient video generation with latent diffusion models. *arXiv preprint arXiv:2211.11018*, 2022.
- Zitkovich, B., Yu, T., Xu, S., Xu, P., Xiao, T., Xia, F., Wu, J., Wohlhart, P., Welker, S., Wahid, A., et al. RT-2: Vision-language-action models transfer web knowledge to robotic control. In *CoRL*, 2023.

A. Appendix

A.1. Responsible AI and Fairness Analysis

We evaluate whether the generated outputs of our model are fair regarding protected attributes such as (1) Perceived Age (2) Perceived Gender Expression (3) Perceived Skin Tone. We construct 306 prompts with template — “a {profession or people descriptor} looking {adverb} at the camera” with “profession” being crawled from the US Bureau of Labor and Statistics and “people descriptors” including emotion state, socioeconomic class, *etc.* The “adverb” is used to generate semantically unchanged prompt templates such as “straightly” or “directly”. We generate 8 videos for each prompt and for each generated video we infer an approximation of the expressed attribute regarding the 3 protected attributes. Across 10 prompts that have the same semantic meaning but different “adverbs”, we observe our outputs generally introduced a stronger distribution shift toward “Young Adults” (age 18-35), “Male” and “Light Skin Tone”. However, we observe changing the “adverb” in the prompt template can significantly alter the output distributions. Therefore, our model can be prompted to produce outputs with non-uniform distributions across these groups, but also possess the ability of being prompted to enhance uniformity, though prompts are semantically unchanged. While research has been conducted in the image generation and recognition domain (Zhang et al., 2023; Schumann et al., 2021; 2023; Chiu et al., 2023), this finding highlights the importance of continued research to develop strategies to mitigate issues and improve fairness for video generation.

A.2. Model Scale and Performance

To analyze model performance versus model scale, we use a subset of the training set without text-paired data and a slightly different task prompt design. We evaluate the video generation quality using FVD (Unterthiner et al., 2018) and audio generation quality using the Fréchet Audio Distance (FAD), which uses the VGGish model as the embedding function (Hershey et al., 2017). Both FVD and FAD metrics are calculated using a held-out subset of 25 thousand videos.

Fig. 8 shows that as the model size grows and the amount of training data increases, performance improves across visual and audiovisual tasks. After obtaining the above results, we retrain our 1B and 8B models using the task design and text-paired training data discussed in Section 3. Appendix A.2.1 shows a qualitative comparison of the 1B and 8B pretrained models. Increasing the model size improved temporal consistency, prompt fidelity, and motion dynamics while adding capabilities for limited text rendering, spatial understanding, and counting.

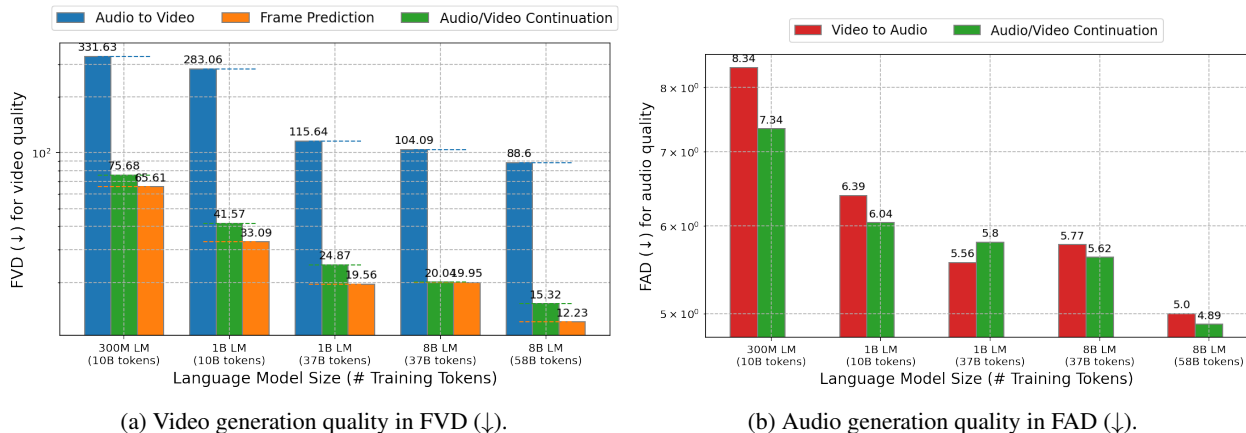



Figure 8: **Effects of model and data scale on video and audio generation quality.** The performance, depicted on a log-log scale, improves significantly when we scale up the model and training data. Language models with 300 million, 1 billion, and 8 billion parameters are trained on datasets comprising 10, 37, and 58 billion visual and audio tokens, respectively.

A.2.1. QUALITATIVE COMPARISON OF 1B AND 8B MODELS

In Figure 9, we show outputs of 1B and 8B parameter models on the same prompts. Four frames from the best video output of each model in a batch of four text-to-video samples were selected to represent the model. In the first row, the 1B model is unstable with large changes to the subject over time and misses elements from the complex prompt. This prompt was originally used for scaling comparisons in (Yu et al., 2022), and compared to a dedicated image-only model, our model does



prompt: A portrait photo of a kangaroo wearing an orange hoodie and blue sunglasses standing on the grass in front of the Sydney Opera House holding a sign on the chest that says Welcome Friends!




prompt: A kangaroo holding a sign with the letter A on it



prompt: A photo of an astronaut riding a horse in the forest. There is a river in front of them with water lilies



prompt: A zoomed out map of the United States made out of sushi. It is on a table next to a glass of red wine. Pieces of sushi disappear one by one



prompt: Rotating around a vase holding a dozen roses



Figure 10: **Example of zero-shot video editing via task chaining (outpainting and stylization)** – the original video is first outpainted and then stylized via a text prompt.

not preserve text as well given the training data used. In the second row, we use a simpler text task and show that the 8B model can represent a single letter clearly, but the 1B model still produces artifacts. In the third row, we show that the 8B model learns spatial positioning such as the river being in front of the astronaut and horse. In the fourth row, we show that the 8B parameter model learned a stop motion style to have items disappear “one by one” and can follow a complicated layout from a long prompt. In contrast, the 1B model includes all of the nouns, but is unstable over time and does not follow the layout indicated in the prompt. In the bottom row, we show that the 8B model understands counts of objects in that it displays a full bouquet (though 12 roses are not explicitly in frame) and smooth consistent motion as opposed to the 5 roses and distorting objects produced by the 1B model. Overall, scaling the model improved temporal consistency, prompt fidelity, and motion dynamics while adding capabilities for limited text rendering, spatial understanding, and counting.

A.3. Additional Generated Examples

We include most generated videos in the supplementary materials for an enhanced visualization of motion and visual quality, in addition to Fig. 10 and Fig. 11.

A.4. Video Stylization

To perform video stylization, we follow an approach inspired by (Zhang et al., 2023b; Chen et al., 2023b; Esser et al., 2023) to predict videos from the combination of text, optical flow, and depth signals. On a subset of steps, we also condition on the first video frame. As described in (Esser et al., 2023), the text will generally define the “content” or appearance of the output and the optical flow and depth control the “structure.” In contrast to the diffusion-based approaches that usually use external cross-attention networks (Zhang et al., 2023b) or latent blending (Meng et al., 2021) for stylization, our approach is more closely related to machine translation using large language models in that we only need to provide the structure and text as a prefix to a language model.

To perform the task, we estimate optical flow from RAFT (Sun et al., 2022) and produce monocular depth maps from MIDAS (Ranftl et al., 2020), and then normalize and concatenate on the channel dimension. This conveniently produces the




Figure 11: Examples of directed camera movement from the same initial frame.

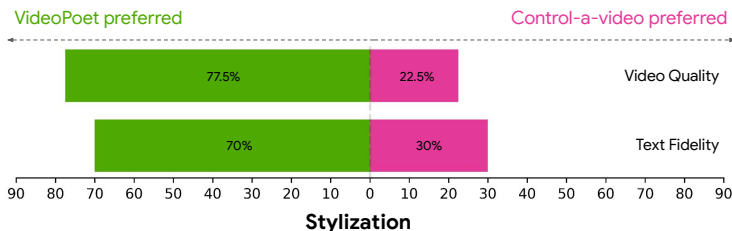


Figure 12: **Human side-by-side evaluations comparing VideoPoet with the video stylization model Control-a-video (Chen et al., 2023b).** Raters prefer VideoPoet on both text fidelity and video quality. Green and pink bars represent the proportion of trials where VideoPoet was preferred over an alternative, or preferred less than an alternative, respectively.

same number of channels as the RGB ground truth and so can be tokenized in the same fashion as RGB videos with the MAGVIT-v2 tokenizer without retraining the tokenizer. The task of stylization is to reconstruct the ground truth video from the given optical flow, depth, and text information. During inference, we apply optical flow and depth estimation on an input video but then vary the text prompt to generate a new style, e.g. “cartoon”.

Table 3: **Comparison on video stylization.** VideoPoet outperforms Control-A-Video by a large margin.

Model	CLIPSIM
Control-A-Video (Chen et al., 2023b)[depth]	0.3246
VideoPoet (Ours)	0.3417

To evaluate stylization capabilities, we choose 20 videos from the public DAVIS 2016² (Perazzi et al., 2016) dataset and provide 2 style prompts for each video. For more details, please refer to Appendix A.5.7. Following (Esser et al., 2023), we evaluated the CLIP-embedding consistency between each frame and the text prompt to determine if the stylization results matches the text. As shown in Table 3, VideoPoet outperforms Control-A-Video conditioned on depth by a large margin. We also conduct human evaluations as discussed above comparing with Control-A-Video (Chen et al., 2023b). Human raters consistently prefer our text fidelity and video quality as shown in Fig. 12.

²DAVIS license: <https://creativecommons.org/licenses/by-nc/4.0/deed.en>

Special Token	Usage
<bos>	Beginning of sequence
<task>	Task to perform for this sequence
<bot_i>	Beginning of the text input.
<eot_i>	End of the text input.
<bov_i>	Beginning of the visual input.
<eov_i>	End of the video input.
<boa_i>	Beginning of the audio input.
<eoa_i>	End of the audio input.
<source>	The source of the video to generate.
<res>	Output resolution for the video.
<bov_o>	Beginning of the video output.
<eov_o>	End of the video output.
<boa_o>	Beginning of the audio output.
<eoa_o>	End of the audio output.
<eos>	End of the entire sequence.

Table 4: List of representative special tokens used in training and inference.

A.5. Additional Implementation and Evaluation Details

A.5.1. ADDITIONAL IMPLEMENTATION DETAILS

The unified vocabulary is constructed as follows: the initial 256 codes are reserved for special tokens and task prompts. Table 4 lists some examples of special tokens. Subsequently, the next 262,144 codes are allocated for image and video tokenization. This is followed by 4,096 audio codes. We also include a small text vocabulary of English words. Overall, this produces a total vocabulary size of approximately 300,000.

Since the first frame is tokenized separately, MAGVIT-v2 allows images to be represented in the same vocabulary as video. In addition to being more compact, images provide many learnable characteristics that are not typically represented in videos, such as strong visual styles (*e.g.*, art paintings), objects which are infrequently seen in video, rich captions, and significantly more text-image paired training data. When training on images, we resize the images to 128×128 which are then tokenized to a latent shape of (1, 16, 16), or 256 tokens. We scale the MAGVIT-v2 model’s size and train it on the datasets discussed in Section 5.1. The training follows two steps: image training, inflation (Yu et al., 2024) and video training. Due to images requiring fewer tokens, we can include roughly $5 \times$ more images per batch than videos, *i.e.* 256 image tokens vs. 1280 video tokens. We use up to a maximum of 64 text tokens for all of our experiments. For the <res> token, the resolution is only specified for 128×224 output, 128×128 resolution is assumed otherwise.

The video-to-video tasks use the COMMIT encoding (Yu et al., 2023a) to obtain the tokens for the tasks such as inpainting and outpainting. Text is encoded as T5 XL embeddings (Raffel et al., 2020) and are inserted into reserved sequence positions right after the <bot_i> token as shown in Fig. 2.

A.5.2. SUPER-RESOLUTION IMPLEMENTATION DETAILS

We use a 1B model for the first $2 \times$ spatial super-resolution stage and a 500M model for the second $2 \times$ stage. The first super-resolution stage models videos of $17 \times 448 \times 256$ pixels with a token sequence of shape (5, 56, 32). The second stage models videos of $17 \times 896 \times 512$ pixels with a token sequence of shape (5, 112, 64). The token sequences are obtained with the same MAGVIT-v2 (Yu et al., 2024) tokenizer used for the base language model. The custom super-resolution transformer has local self-attention windows for *vertical*, *horizontal* and *temporal* layers of shape (1, 56, 4), (1, 8, 32), (5, 8, 8) in the first stage and (1, 112, 2), (1, 4, 64), (5, 8, 8) in the second stage, respectively (Fig. 3). The cross-attention layers attend to local windows in the low-resolution sequence isomorphic to self-attention windows but with half the spatial size.

We train the super-resolution stages on a dataset of 64M high-quality text-video pairs using the masked modeling objective of MAGVIT (Yu et al., 2023a), with token factorization into $k = 2$ groups (Yu et al., 2024). During inference, we use the sampling algorithm of MAGVIT-v2 (Yu et al., 2024) with 24 sampling steps for each stage and classifier-free guidance

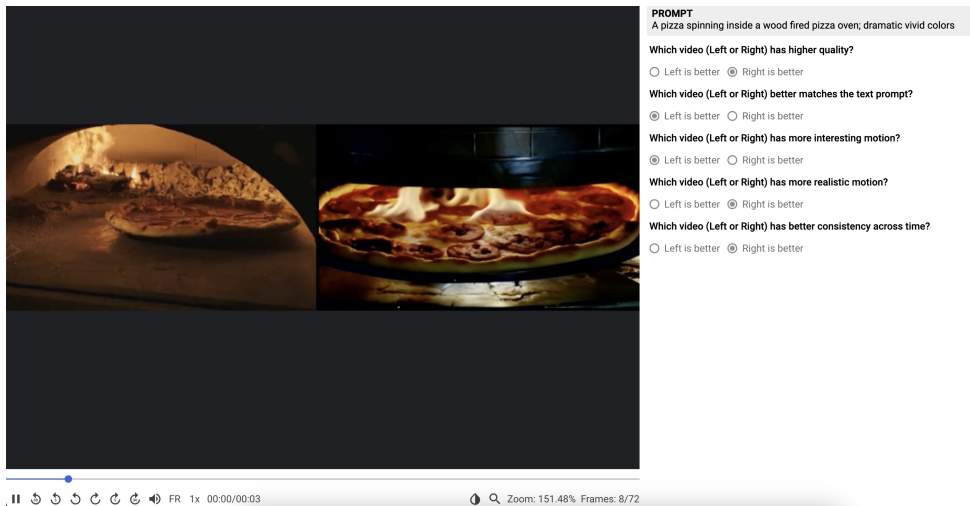


Figure 13: Example screenshot of the user interface for human side-by-side comparisons.

scale (Ho & Salimans, 2022; Brooks et al., 2023) of 4.0/8.0 for the text condition and 1.0/2.0 for the low-resolution condition, in the first/second stage.

A.5.3. ADDITIONAL EVALUATION DETAILS

We measure CLIP similarity scores (Wu et al., 2021) following an implementation given by Villegas et al. (2022), measure FVD (Unterthiner et al., 2018) following Yu et al. (2023a) on UCF101 dataset and following Zhang et al. (2023a) on MSR-VTT, and measure Inception Score (IS) (Saito et al., 2020). When the evaluation protocol is on 16 frames, we discard the generated last frame to make a 16-frame video.

A.5.4. ADDITIONAL HUMAN EVALUATION DETAILS

Figure 13 shows an example screenshot of our side-by-side UI for comparing models. We used a team of 7 human raters to complete all ratings. To achieve best results, we call VideoPoet using the negative prompt “*a still shot of an ugly cartoon, slideshow of an empty scene, low resolution, distorted and disfigured*” and rewrite the given prompt by appending the string *highly detailed, cinematic, arc shot, high contrast, soft lighting, 8k*.

A.5.5. ZERO-SHOT TEXT-TO-VIDEO EVALUATION SETTINGS

We report the details of our zero-shot text-to-video settings here. We note that some details are missing in previous papers and different papers use different settings. Hence, we provide all the details and hope this evaluation setting can serve as a standard text-to-video generation benchmark. Our results are reported on the 8B model and we adopt classifier-free guidance (Ho & Salimans, 2022).

All metrics are evaluated on generated videos containing 16 frames with a resolution of 256 x 256. We first generate videos of 128 x 128 resolution and then resize to 256 x 256 via bicubic upsampling.

Zero-shot MSR-VTT. For CLIP score, we used all 59,794 captions from the MSR-VTT test set. We use CLIP ViT-B/16 model following Phenaki (Villegas et al., 2022). We note that some papers use other CLIP models, *e.g.*, VideoLDM (Blattmann et al., 2023b) uses ViT-B/32. Our CLIP score evaluated on the ViT-B/32 backbone for MSR-VTT is 30.01. For the FVD metric, to evaluate on a wide range of captions as well as to be comparable with previous papers that evaluate on 2,048 videos, we evaluate on the first 40,960 captions in the MSR-VTT test set. More specifically, we report the FVD metrics on 2048 videos with 20 repeats. The FVD real features are extracted from 2,048 videos sampled from the MSR-VTT test set. We sample the central 16 frames of each real video, without any temporal downsampling, *i.e.*, we use the original fps in the MSR-VTT dataset (30 fps as reported in Xu et al. (2016)). The FVD is evaluated with an I3D model trained on Kinetics-400.

Zero-shot UCF-101. Following VDM (Ho et al., 2022b), we sample 10,000 videos from the UCF-101 test set and use their categories as the text prompts to generate 10,000 videos. We use the class text prompts provided in PYoCo (Ge et al., 2023)

to represent the 101 categories. To compute the FVD real features, we sample 10K videos from the training set, following TGAN2 (Saito et al., 2020). We sample the central 16 frames for each real video, without any temporal downsampling, *i.e.*, we use the original fps in the UCF-101 dataset (25 fps as reported in (Soomro et al., 2012)). The FVD metric is evaluated with an I3D model trained on Kinetics-400 and the IS metric is evaluated with a C3D model trained on UCF-101.

A.5.6. SELF-SUPERVISED TASKS EVALUATION SETTINGS

Self-supervised learning tasks include frame prediction on K600 with 5 frames as condition, as well as inpainting and outpainting on SSv2. FVD (Unterthiner et al., 2018) is used as the primary metric, calculated with 16 frames at 128×128 resolution. We follow MAGVIT (Yu et al., 2023a) in evaluating these tasks against the respective real distribution, using 50000×4 samples for K600 and 50000 samples for SSv2.

A.5.7. STYLIZATION EVALUATION ON DAVIS

To evaluate the CLIP similarity score and human preference on video stylization, we use the following set of videos and prompts. We select 20 videos from DAVIS 2016 (Perazzi et al., 2016), and for each video we take 16 frames starting from the initial frame specified below and evaluate stylization on the two text prompts specified below. To be easily reproducible, we use a central square crop at the height of the video and evaluate the output videos at 256×256 resolution. We use CLIP-B/16 for the similarity score. Several prompts below are used in or inspired by previous work (Esser et al., 2023; Chen et al., 2023b; Liew et al., 2023).

video name	starting frame	first text prompt
elephant	10	oil painting of an elephant walking away
elephant	10	cartoon animation of an elephant walking through dirt surrounded by boulders
car-turn	40	car on a snowcovered road in the countryside
car-turn	40	8-bit pixelated car driving down the road
dog-agility	0	a dog in the style of a comic book
dog-agility	0	a dog running through a field of poles in the style of cyberpunk
bm-x-bumps	10	riding a bicycle on a rainbow track in space with stars and planets in the background
bm-x-bumps	10	riding a bicycle on a dirt track in the style of a graphic novel
train	0	a gingerbread steam train made of candy
train	0	a train in lava
bus	0	a black and white drawing of a bus
bus	0	a bus in cyberpunk style
lucia	0	an astronaut walking on mars
lucia	0	a claymation animation of a woman walking
tennis	15	a robot throwing a laser ball
tennis	15	astronaut playing tennis on the surface of the moon
bear	60	a polar bear exploring on an iceberg
bear	60	a space bear walking beneath the stars
flamingo	0	2D vector animation of a group of flamingos standing near some rocks and water
flamingo	0	oil painting of pink flamingos wading
hike	0	a green alien explorer hiking in the mountains
hike	0	paper cut-out mountains with a paper cut-out hiker
goat	59	a tiger prowling along the ridge above a jungle
goat	59	a dragon prowling over a crater on the moon
parkour	60	a man jumping over rocks in a red sandstone canyon
parkour	60	a robot dodging through an obstacle course
cows	10	a pig standing in the mud
cows	10	a robotic cow walking along a muddy road
camel	10	a camel robot on a snowy day
camel	10	toy camel standing on dirt near a fence
blackswan	0	a watercolor painting of a white swan
blackswan	0	a crochet black swan swims in a pond with rocks and vegetation
dog	20	a cat walking
dog	20	a dalmatian dog walking
kite-surf	10	a sand surfer kicking up sand in the desert
kite-surf	10	kite surfer in the ocean at sunset
libby	0	chinese ink painting of a dog running
libby	0	3D animation of a small dog running through grass
horsejump-high	0	a cartoon of a magical flying horse jumping over an obstacle
horsejump-high	0	person rides on a horse while jumping over an obstacle with an aurora borealis in the background

Table 5: **DAVIS stylization evaluation settings.**