

# TinySAM: Pushing the Envelope for Efficient Segment Anything Model

Han Shu<sup>1,2</sup>, Wenshuo Li<sup>2</sup>, Yehui Tang<sup>2</sup>, Yiman Zhang<sup>2</sup>, Yihao Chen<sup>2</sup>, Houqiang Li<sup>1</sup>, Yunhe Wang<sup>2</sup> ✉, Xinghao Chen<sup>2</sup> ✉

<sup>1</sup> University of Science and Technology of China. <sup>2</sup> Huawei Noah’s Ark Lab.

{xinghao.chen, yunhe.wang}@huawei.com

## Abstract

Recently segment anything model (SAM) has shown powerful segmentation capability and has drawn great attention in computer vision fields. Massive following works have developed various applications based on the pretrained SAM and achieved impressive performance on downstream vision tasks. However, SAM consists of heavy architectures and requires massive computational capacity, which hinders the further application of SAM on computation constrained edge devices. To this end, in this paper we propose a framework to obtain a tiny segment anything model (TinySAM) while maintaining the strong zero-shot performance. We first propose a full-stage knowledge distillation method with online hard prompt sampling strategy to distill a lightweight student model. We also adapt the post-training quantization to the promptable segmentation task and further reduce the computational cost. Moreover, a hierarchical segmenting everything strategy is proposed to accelerate the everything inference by  $2\times$  with almost no performance degradation. With all these proposed methods, our TinySAM leads to orders of magnitude computational reduction and pushes the envelope for efficient segment anything task. Extensive experiments on various zero-shot transfer tasks demonstrate the significantly advantageous performance of our TinySAM against counterpart methods. Pre-trained models and codes will be available at <https://github.com/xinghaochen/TinySAM> and <https://gitee.com/mindspore/models/>.

## 1. Introduction

Object Segmentation is an important and foundational task in computer vision fields. Extensive visual applications such as object localization and verification rely on accurate and fast object segmentation. Tremendous prior works have focused on segmentation tasks which include semantic segmentation [35, 43], instance segmentation [1, 31] and panoptic segmentation [6, 20]. Recently, Kirillov *et al.* [21]

introduced a powerful segment anything model (SAM), together with a massive segmentation dataset SA-1B that contains over 1 billion masks on 11 million images. With the strong capability to segment objects with arbitrary shapes and categories, SAM has become a foundation framework for many downstream tasks such as object tracking [7], image inpainting [47] and 3D vision [3] *etc.* Moreover, the powerful zero-shot segmentation ability of SAM has benefited research area with less data like medical imaging [36].

Although SAM has achieved impressive performance on downstream vision tasks, complicated architecture and huge computational cost make SAM difficult to be deployed on resource constrained devices. The inference time of SAM model for a  $1024\times 1024$  image could take up to 2 seconds on a modern GPU [50]. Some recent attempts have tried to obtain a more computation efficient segment anything model. For example, MobileSAM [49] tries to replace the heavy component of image encoder with a light-weight architecture of TinyViT [46]. However, it only accesses the image encoder network with a decoupled knowledge distillation strategy by training the compact image encoder network with the supervision of image embeddings from the teacher network. This partially training strategy inevitably causes performance decay without the supervision of final mask prediction. FastSAM [50] transfers the segment anything task to an instance segmentation task with only one foreground category with Yolov8 [19]. To fulfill the function of promptable segmentation, FastSAM applies a post-process strategy together with the instance segmentation network. However, this reformulated framework could not achieve comparable performance as SAM on downstream zero-shot tasks.

To further push the envelope for efficient segment anything model, in this paper we propose a full framework to obtain TinySAM that greatly reduces the computational cost while maintaining the zero-shot segmentation ability to maximum extent. Specifically, we propose a full-stage knowledge distillation method to improve the capability of the compact student network. The student network is distilled in an end-to-end manner with the supervision of teacher network from different network stages. Besides, a

✉ Corresponding authors.

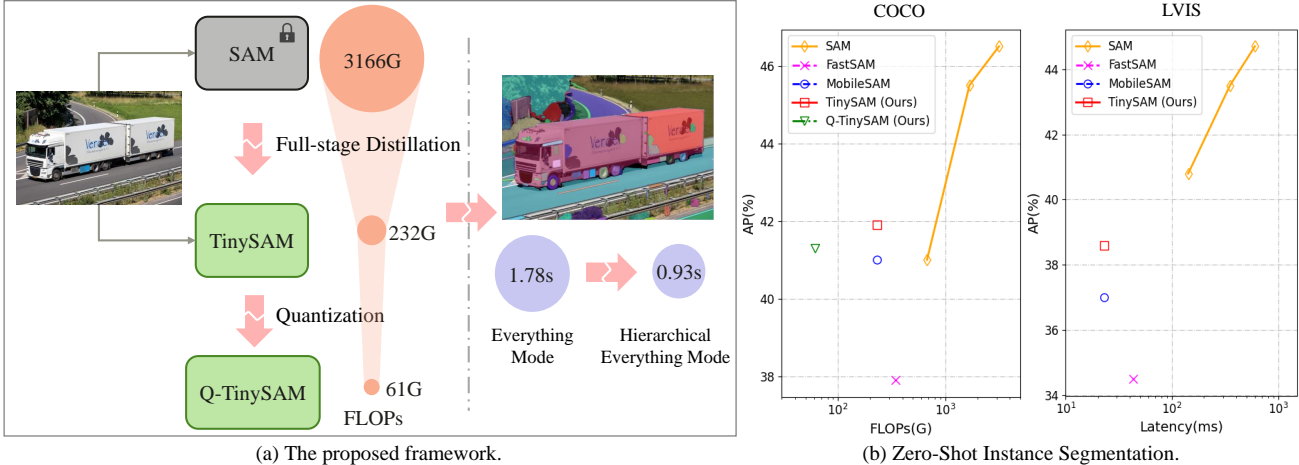


Figure 1. (a) The overall framework of our proposed method. Consisting the modules of the full-stage knowledge distillation, the post training quantization and the hierarchical everything inference, the computation cost is down-scaled by magnitudes. (b) The proposed TinySAM can save considerable computation cost while maintaining the performance.

online hard prompt sampling strategy is proposed to make the distillation process attend more to hard examples and thus improves the final performance. We also adapt the post-training quantization to the promptable segmentation task and further reduce the computational cost. Moreover, we find that it takes tremendous computational cost for segmenting everything in an image since massive masks have to be generated from grid prompt points. To this end, a hierarchical segmenting everything strategy is proposed to accelerate the everything inference by  $2\times$  with almost no performance degradation. With all these proposed methods, our TinySAM leads to orders of magnitude computational reduction and pushes the envelope for efficient segment anything task. For example, TinySAM can achieve  $100\times$  acceleration for segment anything task compared with the original SAM. Extensive experiments on various zero-shot transfer tasks demonstrate the significantly advantageous performance of our TinySAM against counterparts.

## 2. Related Work

### 2.1. Segment Anything Model

Recently proposed segment anything model (SAM) [21] proves its generalization and versatility in object segmentation and downstream vision tasks. SAM consists of three subnetworks, *i.e.*, image encoder, prompt encoder and mask decoder. The image encoder is a heavy vision transformer-based network [12], which extracts the input image into image embeddings. The prompt encoder is designed to encode input points, boxes, arbitrary-shaped masks and free-form text with positional information. The geometric prompt and text prompt are processed with different networks. The mask decoder, which contains a two-way transformer, takes the output of image encoder and prompt encoder to generate the final mask prediction. Together with the proposed

SA-1B dataset, which contains 11 million high-resolution images and more than 1 billion high-quality segmentation masks, SAM shows impressive high quality segmentation ability for objects of any category and shape. Moreover, SAM demonstrates powerful generality on zero-shot downstream vision tasks including edge detection, object proposal, instance segmentation and text-to-mask prediction. Due to the flexible prompts mode and high quality segmentation capability, SAM has been regarded as a foundation model for vision applications. However, SAM, especially the image encoder network, consists of large parameters and requires high computation capacity for deployment. Therefore, it is not easy to apply SAM on edge devices with constrained resources. The compression and acceleration of SAM is becoming an important research topic [49, 50].

### 2.2. Knowledge Distillation

Hinton *et al.* [18] propose the knowledge distillation method to supervise the training of lightweight student network via the output of teacher network. Since then knowledge distillation has been an important approach to improve the performance of compact networks during training process. Knowledge distillation methods can be roughly divided into two categories, *i.e.* distillation for network outputs [18] and for intermediate features [42]. Majority of research of knowledge distillation methods have focused on image classification task [11, 24, 39, 40]. Subsequent works [4, 5, 10, 16, 32] propose knowledge distillation methods for high-level computer vision tasks such as object detection and semantic segmentation. Zhang *et al.* [49] propose to use the distillation method to obtain an efficient segment anything model (MobileSAM). However, MobileSAM only accesses the image encoder network with the supervision of image and corresponding image embeddings of original SAM. This partial distillation strategy could cause

considerable performance decay since there is no guidance of mask-level information for light-weight student network from either teacher network or labeled data.

### 2.3. Quantization

Model quantization is also one of the commonly used model compression methods, which quantizes weights or activations from higher bit-width to lower bit-width to reduce both storage requirements and computational complexity with limited accuracy degradation. There are two types of model quantization methods, quantization-aware training (QAT) [8, 13] and post-training quantization (PTQ) [9]. QAT methods require a labeled training dataset and extensive training cost, while PTQ methods only need a small unlabeled calibration dataset and thus are more efficient. Many prior PTQ methods [30, 38] have been proposed to search for appropriate quantization parameters for convolutional neural networks. As vision transformers [12, 33] achieved remarkable performance on various visual tasks, recent works [26, 34, 44, 48] investigate how to apply post-training quantization for ViT-based models and have achieved strong performance with 8-bit quantization configuration. However, there are still no exploration for quantization of promptable segmentation task, especially for segment anything models.

## 3. Methodology

### 3.1. Overview of TinySAM

This paper proposes a framework to get an highly efficient SAM, as described in Figure 1. Firstly, we introduce a full-stage knowledge distillation specifically designed for SAM in Section 3.2. To further activate the distillation process, an online hard prompt sampling is utilized to mine the hard knowledge from the teacher network to the student network. Secondly, a post-training quantization method described in Section 3.3 is adapted to promptable segmentation task and applied to the light-weight student network. Thirdly, a hierarchical everything inference mode described in 3.4 is designed for segmenting anything task, which can avoid massive redundant computation only with negligible accuracy loss and speedup the inference time by  $2\times$ .

### 3.2. Full-Stage Knowledge Distillation

SAM consists of three sub-networks, *i.e.* image encoder, prompt encoder and mask decoder. The image encoder network is based on vision transformer [12] and consumes great computation cost. Inspired by MobileSAM [49], we use the lightweight TinyViT [46] to replace the original heavy image encoder network. Considerable performance decay exists for this simple substitution. Therefore, we propose a full stage knowledge distillation strategy to guide the

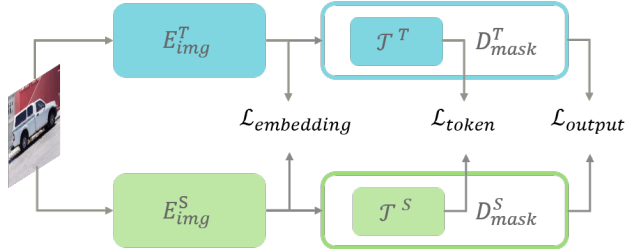


Figure 2. The framework of the full-stage knowledge distillation, for simplicity, prompt encoder is not shown here, which is frozen for the distillation process.

lightweight image encoder during learning procedure from multiple knowledge level.

Besides the conventional loss between the predicted results and ground-truth labels, we introduce multiple distillation losses on different stages as described in Figure 2. Specifically, we select several nodes of teacher network to guide the learning of student network from multiple level of knowledge. Firstly, we choose the output feature of image encoder, *i.e.* image embedding, as a distillation information. Image embedding concentrates the information from input image, which is the fundamental knowledge during the prediction. For an input image of  $I$ , the distillation loss function for image embedding can be expressed as,

$$\mathcal{L}_{embedding} = \mathcal{L}(E_{img}^T(I), E_{img}^S(I)), \quad (1)$$

where  $E_{img}^S$  and  $E_{img}^T$  denote the image encoder for student and teacher network, respectively. Since image level information does not directly relate to the mask prediction, features more close to the final output are essential for this segmentation task. Naturally, the final output of the teacher network is chosen to be a distillation point. The output distillation loss  $\mathcal{L}_{output}$  can be described as,

$$\mathcal{L}_{output} = \mathcal{L}(D_{mask}^T(E_{img}^T(I), q), D_{mask}^S(E_{img}^S(I), q)), \quad (2)$$

where  $D_{mask}^S$  and  $D_{mask}^T$  are mask decoders for student and teacher, respectively.  $q$  denotes the query of the mask decoder, which is the concatenation of prompt embedding and output tokens. Since the structure of SAM is rather complicated, the previously mentioned two distillation could be inconsistent and hard for lightweight student to learn. We further propose to distill the output tokens from the two-way transformer of the mask decoder, which interacts information from prompt embedding and image embedding. It captures the target mask information in a more abstract way. The corresponding distillation losses  $\mathcal{L}_{token}$  can be described as,

$$\mathcal{L}_{token} = \mathcal{L}(\mathcal{T}^T(E_{img}^T(I), q), \mathcal{T}^S(E_{img}^S(I), q)), \quad (3)$$

where  $\mathcal{T}^S$  and  $\mathcal{T}^T$  are the two-way transformer module of mask decoder and  $\mathcal{L}$  denotes the loss function. We empirically find that the numerical values of feature differ-

ence could make the conventionally used MSE loss ( $\ell_2$  distance) too small to be well optimized. Thus we use  $\ell_1$  distance function instead. The overall distillation loss function  $\mathcal{L}_{distill}$  can be expressed as,

$$\mathcal{L}_{distill} = \alpha * \mathcal{L}_{embedding} + \beta * \mathcal{L}_{token} + \gamma * \mathcal{L}_{output}, \quad (4)$$

where  $\alpha, \beta, \gamma$  represent the hyper-parameters for each distillation loss. The total training loss is a linear combination of distillation loss and groundtruth loss for mask prediction  $\mathcal{L}_{mask}$  and IoU prediction  $\mathcal{L}_{ious}$ , where  $\mathcal{L}_{mask}$  is a combination of focal loss [29] and dice loss [37],  $\mathcal{L}_{ious}$  is  $L1$  loss function between predicted IoUs and calculated IoUs.

$$\mathcal{L}_{total} = \mathcal{L}_{distill} + \mathcal{L}_{mask} + \mathcal{L}_{ious}. \quad (5)$$

Generally, random sampling from labeled training data could be adopted to generate the prompts to drive the end-to-end training of prompt-based mask prediction network as SAM. To further ease the learning process of the distillation between teacher and lightweight student network, we propose a hard prompt sampling strategy, which makes the training samples concentrate in the difficult area for prediction. Taking points prompt as an example, points  $P_0$  are initially sampled inside the labeled mask region  $M_{gt}$ . These initial points are fed into the network with input image to get the predicted mask region  $M_0$ . Then we sample the prompt points from the difference set of  $M_{gt}$  and  $M_0$ , and we conduct the procedure interactively. The  $(i + 1)$ -th round sampling points  $P_i$  are sampled from the difference set of  $M_{gt}$  and  $M_i$ , that is,

$$P_{i+1} \in M_{gt} - M_i, i = 0, 1, 2, \dots \quad (6)$$

where,

$$M_i = D_{mask}(E_{prompt}(P_i), E_{img}(I)). \quad (7)$$

When applied on the training process, the  $i$ -th iteration is random sampled from 0 to 9, which makes the difficulty of sampled prompts in a constrained range.

### 3.3. Quantization

Quantization aims to project floating point tensor  $x$  to  $b$ -bit integer tensor  $x_q$  with a scaling factor  $s$ . The uniform symmetric quantization could be formulated as follows,

$$x_q = Q(b, s) = \text{clip}(\text{round}(\frac{x}{s}), -2^{b-1}, 2^{b-1} - 1). \quad (8)$$

For a matrix multiplication  $O = AB$ , it can be quantized with two scaling factors  $s_A$  and  $s_B$ , and the quantized matrix is denoted as  $\hat{O} = \hat{A}\hat{B}$ . The metric for measuring the distance between  $\hat{O}$  and  $O$  is vitally important for optimizing  $A_q$  and  $B_q$ . Following the successful practice of quantization methods in image classification models [15, 44, 45, 48], we perform hessian guided metric as

the distance to solve the scaling factors, which is more consistent with task loss. Different from classification tasks, the promptable segmentation task of SAM outputs segmentation predictions which contains fine-grained masks. Thus we use the Kullback-Leible (KL) divergence of masks and IoUs as the task loss and use some calibration data to calculate the hessian matrix, the task loss is formulated as:

$$L = \text{KL}(\hat{y}_{pred}, y_{pred}) + \text{KL}(\hat{y}_{iou}, y_{iou}), \quad (9)$$

where  $y_{pred}$  and  $y_{iou}$  are the outputs of the floating point model,  $\hat{y}_{pred}$  and  $\hat{y}_{iou}$  are the outputs after quantization.

After specifying the distance metric, we could solve  $s_A$  and  $s_B$  as an alternate iterative grid search problem. With calibration data we get the maximum value of  $A$  and  $B$ , which is  $A_{max}$  and  $B_{max}$  respectively, and use two parameters  $\alpha$  and  $\beta$  to specify the search range for  $s_A$  and  $s_B$ ,  $[\alpha \frac{A_{max}}{2^{b-1}}, \beta \frac{A_{max}}{2^{b-1}}]$  and  $[\alpha \frac{B_{max}}{2^{b-1}}, \beta \frac{B_{max}}{2^{b-1}}]$ . These two search ranges are linearly divided into  $n$  candidate options separately.  $A_q$  and  $B_q$  are alternately optimized for several rounds.

The input of matrix multiplication after softmax is unevenly distributed at both ends of the interval [0,1], while the feature after GELU varies greatly between the positive and negative ranges. These two circumstances go far from the assumption of uniform quantization, *i.e.*, the activation in neural networks obeys Gaussian distribution. The violation will result in high quantization error. Thus we split feature into two groups and use two scaling factors to reduce the quantization error.

### 3.4. Hierarchical Segmenting Everything

SAM proposes an automatic mask generator which samples points as a grid to segment everything. However, we find that dense points grid leads to over-finegrained segmentation results and also occupies massive computing resources. On the one hand, for a complete object, too many sampling points may cause slightly different parts of the object to be incorrectly segmented as separate masks. On the other hand, since the image encoder has been largely shrunked, the time cost of everything mode inference is mainly in the mask decoder part. For the default settings of SAM automatic mask generator, it samples  $32 \times 32 = 1024$  points as the prompts, which means the mask decoder is inferred by 1024 times. It costs 16ms for image encoder and 894ms for mask decoder on a single V100 GPU.

To reduce the time cost of everything mode, we propose a hierarchical mask generating method. The comparison between our hierarchical strategy and the original one is shown in Figure 3. Different from original everything mode, in the first step we only use 25% points in each side so the total points is 1/16 of the original settings, as shown in Figure 3(c). Then we infer the prompt encoder and mask decoder with these prompts and get the results.

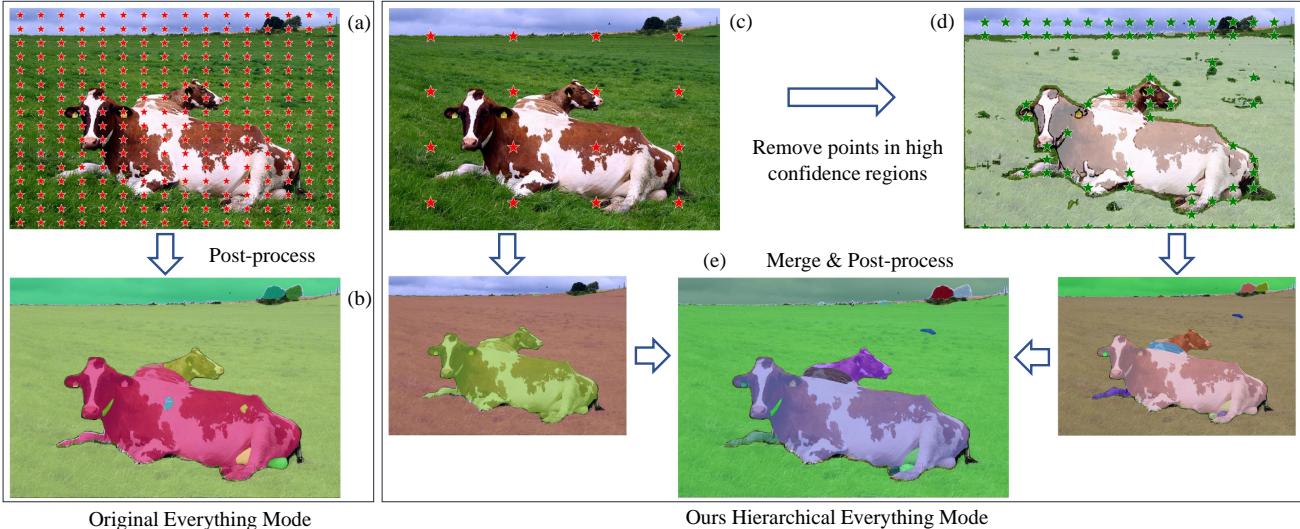


Figure 3. Comparison between our hierarchical strategy and the original strategy. (a) Points sampling (take  $points\_per\_side=16$  as an example) of original everything mode. (b) Segmentation results of original strategy. (c) First step of our hierarchical strategy, only 1/16 points are sampled. (d) Get high confidence area from (c) and ignore points in this area. The high confidence area is shown as white mask. (e) Segmentation results of our hierarchical strategy.

We then filter out some masks with confidence exceeding a threshold  $\tau$ , and mark the corresponding locations as areas that could be considered as final predictions. For these areas, since they are considered as the segmentation results of instances with high confidences, there is no need to regenerate point prompts. Then we sample points as the same density with original settings but ignore points in the above area. As shown in Figure 3(d), most points on the grass and body of the first cow are ignored by our strategy. Meanwhile, the points on the second cow and the sky are kept to further segment. Specifically, the second cow is incorrectly segmented as the same object with the first cow in the initial round. This strategy can avoid both the cost of inference time and the over-finegrained segmentation of the object. Then we utilize the point prompts sampled in the second round to get the mask predictions. Finally, the results of these two round are merged and post-processed to get the final masks. More than 50% points are ignored by our method thus brings in great latency reduction.

## 4. Experiments

### 4.1. Implementation Details

We utilize the TinyViT-5M [46] as the lightweight student image encoder and SAM-H as the teacher model, following prior work [49]. Only 1% of SA-1B dataset is used as the training data for full-stage distillation. We adopt Adam optimizer and train the student network for 8 epochs. For each iteration, we sample 64 prompts according to online hard prompt sampling strategy described in Section 3.2. To accelerate the distillation process, the image embeddings from the teacher network have been computed and stored in advance. Therefore, the heavy image encoder of teacher net-

work is not necessary to compute repeatedly during training time. For post training quantization, we quantize all convolution layers, linear layers, deconvolution layers and matrix multiply layers. In convolution layers and deconvolution layers, we use channel-wise scaling factors. And for linear layers and matrix multiply layers, we apply layer-wise scaling factors and head-wise scaling factors respectively. For iterative search, we set  $\alpha = 0.01, \beta = 1.2, n = 100, rounds = 3$ . We calibrate quantized model on SA-1B dataset using 8 images. We conduct zero-shot evaluation on downstream tasks like instance segmentation and point prompt segmentation. Following the suggestions by SAM [21], the multi-output mode is adopted and the final mask prediction is the one with highest IoU prediction.

### 4.2. Zero-Shot Instance Segmentation

For zero-shot instance segmentation task, we strictly follow the experimental settings of SAM and use the object detection results of ViTDet-H [23] as the box prompt for instance segmentation. We evaluate the zero-shot instance segmentation task for models on the benchmark of COCO [28] dataset and LVIS v1 [17]. We compare our TinySAM with different variants of SAM [22], and also with prior efficient models like FastSAM [50] and MobileSAM [49]. As shown in Table 1, the proposed TinySAM obtained superior performance when compared with prior methods. Specifically, our TinySAM outperforms FastSAM [50] in terms of FLOPs and instance segmentation accuracy, *i.e.*, about 4% AP improvement with only 67% FLOPs. With the same computational cost, our TinySAM also achieves 0.9%+ AP on COCO dataset than MobileSAM [49] and 1.6%+ AP on LVIS v1 dataset, respectively. Our W8A8 quantized variant of TinySAM (Q-TinySAM) also obtains competi-

Method	FLOPs (G)	COCO [27]				LVIS v1 [17]			
		AP	AP <sup>S</sup>	AP <sup>M</sup>	AP <sup>L</sup>	AP	AP <sup>S</sup>	AP <sup>M</sup>	AP <sup>L</sup>
ViTDet-H [23]	-	51.0	32.0	54.3	68.9	46.6	35.0	58.0	66.3
<i>zero-shot transfer methods (segmentation module only):</i>									
SAM-H [22]	3166	46.5	30.8	51.0	61.7	44.7	32.5	57.6	65.5
SAM-L [22]	1681	45.5	30.2	50.1	60.5	43.5	31.1	56.3	65.1
SAM-B [22]	677	41.0	28.5	45.5	53.4	40.8	29.1	52.8	60.7
FastSAM [50]	344	37.9	23.9	43.4	50.0	34.5	24.6	46.2	50.8
MobileSAM [49]	232	41.0	24.4	44.5	58.6	37.0	24.7	47.8	59.1
<b>TinySAM (Ours)</b>	232	<b>41.9</b>	26.0	45.6	58.3	<b>38.6</b>	26.6	49.9	60.1
<b>Q-TinySAM (Ours)</b>	61	<b>41.3</b>	25.1	44.9	58.1	<b>37.2</b>	25.1	48.6	59.3

Table 1. Zero-shot instance segmentation results on COCO and LVIS v1 dataset. Zero-shot transfer methods are prompted with the detection boxes from fully-supervised ViTDet model. TinySAM and quantized Q-TinySAM demonstrate advantageous performance on average precision.

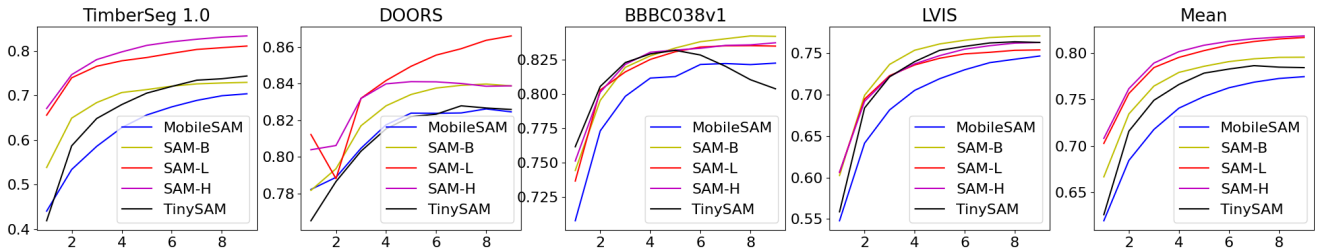


Figure 4. Evaluation results of zero-shot points valid mask. X-axis represents the number of points used in prompts and Y-axis represents the mIoU across all masks evaluated. The proposed TinySAM outperforms MobileSAM and achieves results close to SAM ViT-B.

tive performance across different methods. Specifically, Q-TinySAM achieves 0.3%+ AP on COCO dataset than MobileSAM [49], with only 26% FLOPs. Some visual results on COCO validation set are shown in Figure 5. Our proposed TinySAM captures more clear and smooth boundaries compared with other efficient variants of SAM.

### 4.3. Zero-shot Points Valid Mask Evaluation

In this section we also evaluate the performance of our TinySAM for segmenting an object from several points as the prompts. We use the same points selection metric as previous work [17, 21], which calculates the distance transform of false positive and false negative masks, and then sample points at a maximal value. We calculate the mIoU of each dataset to evaluate the performance of different models.

We choose a subset of total 23 datasets used in [21] for efficient evaluation, which contains BBBC038v1 [2], DOORS [41], TimberSeg [14] and LVIS [17]. To make fair comparisons, we follow the settings of Table 7 in SAM [21] paper to sample the images and masks, and the first  $N$  masks in the corresponding split are used in the evaluation.

The evaluation results are shown in Figure 4. Our TinySAM outperforms MobileSAM [49] significantly on LVIS and TimberSeg dataset and obtains similar performance on DOORS dataset. Moreover, our TinySAM achieves better results on BBBC038v1 when fewer number

Strategy	Model	mIoU (%)	Time (s)
Original	MobileSAM	0.5963	1.6719
<b>Hierarchical (Ours)</b>	MobileSAM	0.5958	0.8462
Original	SAM-H	0.7047	2.4549
<b>Hierarchical (Ours)</b>	SAM-H	0.7055	1.3537
Original	TinySAM	0.6137	1.7790
<b>Hierarchical (Ours)</b>	TinySAM	0.6061	0.9303

Table 2. Comparison of original points grid strategy and our hierarchical strategy. Evaluation on the first 100 images of COCO val2017 set.

of points is utilized as prompts. We also report the mean IoU of all four datasets, as shown in the right figure in Figure 4. The proposed TinySAM is better than MobileSAM and obtains close performance to that of SAM-B.

### 4.4. Everything Mode Acceleration

We evaluate our proposed hierarchical everything inference strategy on COCO validation set. All latency benchmarks are conducted on a single NVIDIA V100 GPU. We sample 100 images with the least *img\_id* from val2017 and conduct everything mode inference on these samples. The threshold values used in the everything mode are all kept the same as default. The results are shown in Table 2. We apply the same threshold and stability score on the same model evaluated with different strategies to make a fair comparison.




Figure 5. Visualization results of COCO validation dataset for zero-shot instance segmentation. The green box marks the box prompt. Our TinySAM captures more clear and smooth boundaries especially for hard targets of small size or similar texture feature.



Figure 6. Visual comparison of everything mode segmentation results on COCO val2017 set. (a) Points grid strategy result, mIoU 0.5292. (b) Hierarchical strategy result, mIoU 0.6429. Our method avoids the over-finegrained segmentation of objects in this case.

But they can be different between these models. Our hierarchical strategy achieves comparable results compared with original  $32 \times 32$  points grid strategy while the cost of inference time is reduced by about 50%. Figure 6 shows the visual comparison between points grid strategy and the proposed hierarchical strategy. We can find that the proposed hierarchical strategy avoids the over-finegrained segmentation of objects in some cases which makes up for some losses of IoU. More visual results of the efficient everything mode inference is shown in Figure 8.

#### 4.5. Ablation Studies

In this section, we conduct ablation studies of the proposed method on zero-shot instance segmentation task on COCO validation dataset. The experimental setting is the same as described in Section 4.2.

**Impacts of different modules.** We first evaluate the effects of different modules, *i.e.*, full-stage knowledge distillation loss, online hard prompt sampling and post quantization, respectively. As shown in Table 3, utilizing our

Ind.	Settings	AP (%)
0	Baseline	40.5
1	+ Knowledge Distillation Loss	41.4
2	+ Online Hard Prompt Sampling	<b>41.9</b>
3	+ Quantization	41.3

Table 3. Effect of distillation loss, online hard prompt sampling and quantization respectively, evaluated on zero-shot instance segmentation on COCO validation dataset.

proposed full-stage distillation strategy improve the performance from 40.5% to 41.4%. Further incorporated with the online hard prompt sampling strategy, our method could obtain another 0.5% AP gain. Using post-training quantization results in 0.8% AP degradation but also greatly reduces the computational cost, which is also discussed in the main experiments. As shown in Figure 7, we show the sampling process of our hard prompt sampling designed for full-stage knowledge distillation. The star symbols represent sampling point with different iterations. With some iterations, the sampling region is more closed to the edge of the target mask, which makes the prompt relatively harder for student networks to learn.

**Impacts of different distillation losses.** For detailed full-stage knowledge distillation process, we investigate the necessity of the proposed three-level distillation from the teacher network. Table 4 shows the ablation results with different combinations of distillation losses. The output distillation loss takes important part since it is close to the supervision information and the similarity with teacher network directly reflects in the evaluation metric. Token loss and embedding loss both prove to be beneficial since they



Figure 7. Location change of the sampling prompts with iterations, the green star denote the new sampled point prompt with online hard prompt sampling strategy. With more iterations, the sampling points are more close to the edge region of the groundtruth mask



Figure 8. Visualization results of the proposed hierarchical everything inference on TinySAM model.

Embedding Loss	Token Loss	Output Loss	AP (%)
-	-	✓	41.6
✓	-	✓	41.7
✓	✓	✓	<b>41.9</b>

Table 4. Ablation study on combinations of knowledge distillation losses for zero-shot instance segmentation on COCO val set.

are related to key nodes of teacher network, which reflects the image-level information and the interaction of prompts with the image, respectively.

**Different bits for quantization.** We here explore the influence of different bit width. The Table 5 reports the average precision on COCO dataset. From the results, we can conclude that quantization to 8 bits results in only slight performance drop. We also demonstrate the performance by further reducing the quantization bit width to 6 bits.

## 5. Conclusion

In this paper, we propose a framework to push the envelope for segment anything task and obtain a highly efficient model named TinySAM. We first propose a full-stage knowledge distillation method with online hard prompt sampling strategy to distill a lightweight student model. We

Model	AP (%)	FLOPS (G)
MobileSAM	41.0	232
+ W8A8	39.8	61
+ W6A6	36.3	46
TinySAM (Ours)	<b>41.9</b>	232
+ W8A8	<b>41.3</b>	61
+ W6A6	<b>38.6</b>	46

Table 5. Ablation study for different bit width of quantization for zero-shot instance segmentation on COCO validation dataset.

also adapt the post-training quantization to the promptable segmentation task and further reducing the computational cost. Moreover, a hierarchical segmenting everything strategy is proposed to accelerate the everything inference by 2× with almost no performance degradation. With all these proposed methods, our TinySAM leads to orders of magnitude computational reduction and push the envelope for efficient segment anything task. Extensive experiments on various zero-shot transfer tasks demonstrate the significantly advantageous performance of our TinySAM against counterparts methods. We hope the proposed TinySAM brings beneficial perspective for designing a highly efficient segment anything model.






Figure 9. Visualization results of LVIS v1 dataset for zero-shot instance segmentation. The green box denotes the box prompt. TinySAM generates more accurate and smooth masks compared with FastSAM and MobileSAM.

## Appendix

We provide more visualization results for supplementary material. Figure 9 shows zero-shot instance segmentation on LVIS v1 [17] dataset. For clear presentation, only detected boxes by VitDet-H [25] with scores higher than 0.8 are prompted into models. LVIS dataset has more fine-grained labels than COCO dataset [28], on which the proposed TinySAM demonstrates greater advantage consider-

ing both accuracy and efficiency.

Figure 10 shows the everything inference results by the proposed TinySAM model with hierarchical everything inference and its counterpart algorithms. TinySAM captures clear boundaries and produce more fine-grained masks, whereas MobileSAM [49] and FastSAM [50] sometimes generate fabricated boundaries and masks. TinySAM shows more close performance to the original SAM [21], while consuming significantly less computation cost.



Figure 10. Visualization results of TinySAM model with hierarchical everything inference and its counterpart algorithms. Compared to FastSAM and MobileSAM, TinySAM captures fine-grained boundaries and masks, demonstrating similar performance with the computational expensive SAM-H model.

## References

- [1] Daniel Bolya, Chong Zhou, Fanyi Xiao, and Yong Jae Lee. Yolact: Real-time instance segmentation. In *Proceedings of the IEEE/CVF international conference on computer vision*, pages 9157–9166, 2019. 1
- [2] Juan C Caicedo, Allen Goodman, Kyle W Karhohs, Beth A Cimini, Jeanelle Ackerman, Marzieh Haghighi, CherKeng Heng, Tim Becker, Minh Doan, Claire McQuin, et al. Nucleus segmentation across imaging experiments: the 2018 data science bowl. *Nature methods*, 16(12):1247–1253, 2019. 6
- [3] Jiazhong Cen, Zanwei Zhou, Jiemin Fang, Wei Shen, Lingxi Xie, Xiaopeng Zhang, and Qi Tian. Segment anything in 3d with nerfs. *arXiv preprint arXiv:2304.12308*, 2023. 1
- [4] Guobin Chen, Wongun Choi, Xiang Yu, Tony Han, and Manmohan Chandraker. Learning efficient object detection models with knowledge distillation. *Advances in neural information processing systems*, 30, 2017. 2
- [5] Xinghao Chen, Yiman Zhang, Yunhe Wang, Han Shu, Chunjing Xu, and Chang Xu. Optical flow distillation: Towards efficient and stable video style transfer. In *Computer Vision—ECCV 2020: 16th European Conference, Glasgow, UK, August 23–28, 2020, Proceedings, Part VI 16*, pages 614–630. Springer, 2020. 2
- [6] Bowen Cheng, Ishan Misra, Alexander G Schwing, Alexander Kirillov, and Rohit Girdhar. Masked-attention mask transformer for universal image segmentation. In *Proceedings of the IEEE/CVF conference on computer vision and pattern recognition*, pages 1290–1299, 2022. 1
- [7] Yangming Cheng, Liulei Li, Yuanyou Xu, Xiaodi Li, Zongxin Yang, Wenguan Wang, and Yi Yang. Segment and track anything. *arXiv preprint arXiv:2305.06558*, 2023. 1
- [8] Jungwook Choi, Zhuo Wang, Swagath Venkataramani, Pierce I-Jen Chuang, Vijayalakshmi Srinivasan, and Kailash Gopalakrishnan. Pact: Parameterized clipping activation for quantized neural networks. *arXiv preprint arXiv:1805.06085*, 2018. 3
- [9] Yoni Choukroun, Eli Kravchik, Fan Yang, and Pavel Kisilev. Low-bit quantization of neural networks for efficient inference. In *2019 IEEE/CVF International Conference on Computer Vision Workshop (ICCVW)*, pages 3009–3018. IEEE, 2019. 3
- [10] Ziwei Deng, Quan Kong, and Tomokazu Murakami. Towards efficient instance segmentation with hierarchical distillation. In *Proceedings of the IEEE/CVF International Conference on Computer Vision (ICCV) Workshops*, 2019. 2
- [11] Minjing Dong, Xinghao Chen, Yunhe Wang, and Chang Xu. Improving lightweight addernet via distillation from  $\ell_2$  to  $\ell_1$ -norm. *IEEE Transactions on Image Processing*, 2023. 2
- [12] Alexey Dosovitskiy, Lucas Beyer, Alexander Kolesnikov, Dirk Weissenborn, Xiaohua Zhai, Thomas Unterthiner, Mostafa Dehghani, Matthias Minderer, Georg Heigold, Sylvain Gelly, et al. An image is worth 16x16 words: Transformers for image recognition at scale. *arXiv preprint arXiv:2010.11929*, 2020. 2, 3
- [13] Steven K Esser, Jeffrey L McKinstry, Deepika Bablani, Rathinakumar Appuswamy, and Dharmendra S Modha. Learned step size quantization. *arXiv preprint arXiv:1902.08153*, 2019. 3
- [14] Jean-Michel Fortin, Olivier Gamache, Vincent Grondin, François Pomerleau, and Philippe Giguère. Instance segmentation for autonomous log grasping in forestry operations. In *2022 IEEE/RSJ International Conference on Intelligent Robots and Systems (IROS)*, pages 6064–6071. IEEE, 2022. 6
- [15] Elias Frantar, Saleh Ashkboos, Torsten Hoefer, and Dan Alistarh. Gptq: Accurate post-training quantization for generative pre-trained transformers. *arXiv preprint arXiv:2210.17323*, 2022. 4
- [16] Jianyuan Guo, Kai Han, Yunhe Wang, Han Wu, Xinghao Chen, Chunjing Xu, and Chang Xu. Distilling object detectors via decoupled features. In *Proceedings of the IEEE/CVF Conference on Computer Vision and Pattern Recognition*, pages 2154–2164, 2021. 2
- [17] Agrim Gupta, Piotr Dollar, and Ross Girshick. Lvis: A dataset for large vocabulary instance segmentation. In *Proceedings of the IEEE/CVF conference on computer vision and pattern recognition*, pages 5356–5364, 2019. 5, 6, 9
- [18] Geoffrey Hinton, Oriol Vinyals, Jeff Dean, et al. Distilling the knowledge in a neural network. *arXiv preprint arXiv:1503.02531*, 2(7), 2015. 2
- [19] Glenn Jocher, Ayush Chaurasia, and Jing Qiu. Yolo by ultralytics, 2023. <https://github.com/ultralytics/ultralytics>. 1
- [20] Alexander Kirillov, Kaiming He, Ross Girshick, Carsten Rother, and Piotr Dollár. Panoptic segmentation. In *Proceedings of the IEEE/CVF Conference on Computer Vision and Pattern Recognition*, pages 9404–9413, 2019. 1
- [21] Alexander Kirillov, Eric Mintun, Nikhila Ravi, Hanzi Mao, Chloe Rolland, Laura Gustafson, Tete Xiao, Spencer Whitehead, Alexander C Berg, Wan-Yen Lo, et al. Segment anything. *arXiv preprint arXiv:2304.02643*, 2023. 1, 2, 5, 6, 9
- [22] Alexander Kirillov, Eric Mintun, Nikhila Ravi, Hanzi Mao, Chloe Rolland, Laura Gustafson, Tete Xiao, Spencer Whitehead, Alexander C Berg, Wan-Yen Lo, et al. Segment anything. *arXiv preprint arXiv:2304.02643*, 2023. 5, 6
- [23] Jingjing Li, Tianyu Yang, Wei Ji, Jue Wang, and Li Cheng. Exploring denoised cross-video contrast for weakly-supervised temporal action localization. In *CVPR*, pages 19914–19924, 2022. 5, 6
- [24] Yanxi Li, Xinghao Chen, Minjing Dong, Yehui Tang, Yunhe Wang, and Chang Xu. Spatial-channel token distillation for vision mlps. In *International Conference on Machine Learning*, pages 12685–12695. PMLR, 2022. 2
- [25] Yanghao Li, Hanzi Mao, Ross Girshick, and Kaiming He. Exploring plain vision transformer backbones for object detection, 2022. 9
- [26] Yanjing Li, Sheng Xu, Baochang Zhang, Xianbin Cao, Peng Gao, and Guodong Guo. Q-vit: Accurate and fully quantized low-bit vision transformer. *Advances in Neural Information Processing Systems*, 35:34451–34463, 2022. 3

- [27] Tsung-Yi Lin, Michael Maire, Serge Belongie, James Hays, Pietro Perona, Deva Ramanan, Piotr Dollár, and C Lawrence Zitnick. Microsoft coco: Common objects in context. In *Computer Vision–ECCV 2014: 13th European Conference, Zurich, Switzerland, September 6-12, 2014, Proceedings, Part V 13*, pages 740–755. Springer, 2014. 6
- [28] Tsung-Yi Lin, Michael Maire, Serge Belongie, James Hays, Pietro Perona, Deva Ramanan, Piotr Dollár, and C Lawrence Zitnick. Microsoft coco: Common objects in context. In *Computer Vision–ECCV 2014: 13th European Conference, Zurich, Switzerland, September 6-12, 2014, Proceedings, Part V 13*, pages 740–755. Springer, 2014. 5, 9
- [29] Tsung-Yi Lin, Priya Goyal, Ross Girshick, Kaiming He, and Piotr Dollár. Focal loss for dense object detection. In *Proceedings of the IEEE international conference on computer vision*, pages 2980–2988, 2017. 4
- [30] Jiawei Liu, Lin Niu, Zhihang Yuan, Dawei Yang, Xinggang Wang, and Wenyu Liu. Pd-quant: Post-training quantization based on prediction difference metric. In *CVPR*, pages 24427–24437, 2023. 3
- [31] Shu Liu, Lu Qi, Haifang Qin, Jianping Shi, and Jiaya Jia. Path aggregation network for instance segmentation. In *Proceedings of the IEEE conference on computer vision and pattern recognition*, pages 8759–8768, 2018. 1
- [32] Yifan Liu, Ke Chen, Chris Liu, Zengchang Qin, Zhenbo Luo, and Jingdong Wang. Structured knowledge distillation for semantic segmentation. In *Proceedings of the IEEE/CVF conference on computer vision and pattern recognition*, pages 2604–2613, 2019. 2
- [33] Ze Liu, Yutong Lin, Yue Cao, Han Hu, Yixuan Wei, Zheng Zhang, Stephen Lin, and Baining Guo. Swin transformer: Hierarchical vision transformer using shifted windows. In *ICCV*, pages 10012–10022, 2021. 3
- [34] Zhenhua Liu, Yunhe Wang, Kai Han, Wei Zhang, Siwei Ma, and Wen Gao. Post-training quantization for vision transformer. *Advances in Neural Information Processing Systems*, 34:28092–28103, 2021. 3
- [35] Jonathan Long, Evan Shelhamer, and Trevor Darrell. Fully convolutional networks for semantic segmentation. In *Proceedings of the IEEE Conference on Computer Vision and Pattern Recognition (CVPR)*, 2015. 1
- [36] Jun Ma and Bo Wang. Segment anything in medical images. *arXiv preprint arXiv:2304.12306*, 2023. 1
- [37] Fausto Milletari, Nassir Navab, and Seyed-Ahmad Ahmadi. V-net: Fully convolutional neural networks for volumetric medical image segmentation. In *2016 fourth international conference on 3D vision (3DV)*, pages 565–571. Ieee, 2016. 4
- [38] Markus Nagel, Rana Ali Amjad, Mart Van Baalen, Christos Louizos, and Tijmen Blankevoort. Up or down? adaptive rounding for post-training quantization. In *International Conference on Machine Learning*, pages 7197–7206. PMLR, 2020. 3
- [39] Wonpyo Park, Dongju Kim, Yan Lu, and Minsu Cho. Relational knowledge distillation. In *Proceedings of the IEEE/CVF Conference on Computer Vision and Pattern Recognition (CVPR)*, 2019. 2
- [40] Baoyun Peng, Xiao Jin, Jiaheng Liu, Dongsheng Li, Yichao Wu, Yu Liu, Shunfeng Zhou, and Zhaoning Zhang. Correlation congruence for knowledge distillation. In *Proceedings of the IEEE/CVF International Conference on Computer Vision*, pages 5007–5016, 2019. 2
- [41] Mattia Pugliatti and Francesco Toppoto. Doors: Dataset for boulders segmentation. *Zenodo*, 9:20, 2022. 6
- [42] Adriana Romero, Nicolas Ballas, Samira Ebrahimi Kahou, Antoine Chassang, Carlo Gatta, and Yoshua Bengio. Fitnets: Hints for thin deep nets. *arXiv preprint arXiv:1412.6550*, 2014. 2
- [43] Robin Strudel, Ricardo Garcia, Ivan Laptev, and Cordelia Schmid. Segmenter: Transformer for semantic segmentation. In *Proceedings of the IEEE/CVF International Conference on Computer Vision (ICCV)*, pages 7262–7272, 2021. 1
- [44] Yu-Shan Tai, Ming-Guang Lin, and An-Yeu Andy Wu. Tsptq-vit: Two-scaled post-training quantization for vision transformer. In *ICASSP 2023-2023 IEEE International Conference on Acoustics, Speech and Signal Processing (ICASSP)*, pages 1–5. IEEE, 2023. 3, 4
- [45] Di Wu, Qi Tang, Yongle Zhao, Ming Zhang, Ying Fu, and Debing Zhang. Easyquant: Post-training quantization via scale optimization. *arXiv preprint arXiv:2006.16669*, 2020. 4
- [46] Kan Wu, Jinnian Zhang, Houwen Peng, Mengchen Liu, Bin Xiao, Jianlong Fu, and Lu Yuan. Tinyvit: Fast pretraining distillation for small vision transformers. In *European Conference on Computer Vision*, pages 68–85. Springer, 2022. 1, 3, 5
- [47] Tao Yu, Runseng Feng, Ruoyu Feng, Jinming Liu, Xin Jin, Wenjun Zeng, and Zhibo Chen. Inpaint anything: Segment anything meets image inpainting. *arXiv preprint arXiv:2304.06790*, 2023. 1
- [48] Zhihang Yuan, Chenhao Xue, Yiqi Chen, Qiang Wu, and Guangyu Sun. Ptq4vit: Post-training quantization for vision transformers with twin uniform quantization. In *ECCV*, pages 191–207. Springer, 2022. 3, 4
- [49] Chaoning Zhang, Dongshen Han, Yu Qiao, Jung Uk Kim, Sung-Ho Bae, Seungkyu Lee, and Choong Seon Hong. Faster segment anything: Towards lightweight sam for mobile applications, 2023. 1, 2, 3, 5, 6, 9
- [50] Xu Zhao, Wenchao Ding, Yongqi An, Yinglong Du, Tao Yu, Min Li, Ming Tang, and Jinqiao Wang. Fast segment anything, 2023. 1, 2, 5, 6, 9