

Perception Test 2023: A Summary of the First Challenge And Outcome

Joseph Heyward¹, João Carreira¹, Dima Damen^{1,2}, Andrew Zisserman^{1,3} and Viorica Pătrăucean¹

¹Google DeepMind, ²University of Bristol, ³University of Oxford

The First Perception Test challenge was held as a half-day workshop alongside the IEEE/CVF International Conference on Computer Vision (ICCV) 2023, with the goal of benchmarking state-of-the-art video models on the recently proposed Perception Test benchmark. The challenge had six tracks covering low-level and high-level tasks, with both a language and non-language interface, across video, audio, and text modalities, and covering: object tracking, point tracking, temporal action localization, temporal sound localization, multiple-choice video question-answering, and grounded video question-answering. We summarise in this report the task descriptions, metrics, baselines, and results.

Keywords: perception, evaluation

1. Introduction

Making progress towards building perception systems that achieve human-level scene understanding requires robust and comprehensive evaluations to guide research. Following-up on our previous ECCV 2022 workshop on designing and evaluating computer perception systems¹, we organised this workshop-challenge to focus on evaluating SOTA perception models.

Dataset: Most of the existing benchmarks have been designed to evaluate specialised models, e.g. image or video classifiers, objects detectors and so on. Using a collection of such benchmarks to evaluate general perception models results in expensive evaluations that are redundant in some areas (e.g. semantics), while missing other areas (e.g. memory or physics). The *Perception Test Pătrăucean et al. (2023)* is the first benchmark to use real world videos and focus on comprehensively diagnosing perception capabilities, like memory, understanding of intuitive physics and geometry, abstractions, or semantics. The benchmark consists of 11.6k videos, with audio, up to 35s long, filmed by diverse crowd-sourced participants following scripts designed to show perceptually-interesting situations. The videos have six types of annotations enabling language and non-language evaluations, across video, au-

dio, and text modalities. The benchmark focuses on probing generalisation and transfer capabilities, so it only provides a relatively small training set to be used for fine-tuning or prompting, and the rest is used for evaluation. The goal of this workshop-challenge was to evaluate SOTA video models using the Perception Test benchmark. More details of the Perception Test and data samples are available on our github repository² and workshop website³.

Challenge tracks: Ideally, a single model should be able to perform any evaluation task defined using the annotations provided in the Perception Test. However, such a model does not exist. For this first iteration of the challenge, we defined six individual challenge tracks and evaluate SOTA models whose interface specialises for each annotation type: object tracking, point tracking, temporal action localisation, temporal sound localisation, multiple-choice video QA, grounded video QA.

Challenge setup: We relied on the open-source eval.ai platform to set up the different challenge tracks. Each track had 2 phases (validation and test), each phase using the corresponding validation and test splits of the Perception Test benchmark. For each submission, the participants had

¹<https://computerperception.github.io/>

²https://github.com/google-deepmind/perception_test

³<https://ptchallenge-workshop.github.io/>

to indicate the evaluation mode (fine-tuning, few-shot, or zero-shot evaluation). In some tracks, the participants had to indicate if the model used the audio modality as well or not (for action and sound localisation, multiple-choice video QA). For test submissions, the participants were required to also upload a short report describing their method (architecture, pre-training datasets and tasks, etc.). The validation phase served as a sanity check for participants' submission pipelines. The number of submissions for the validation phase was not limited.

The test set was made available 1.5 months before the submission deadline. Only the published results on the test set were considered for the competition. For the test phase, the limit was set to 2 submissions per day, 25 submissions in total. We received 475 submissions from 63 teams across all six tracks in both phases. We awarded 2 prizes per track (best and runner-up) to submissions that obtained the best (and second best) results in the leaderboard. To encourage submissions of novel models, but which are not (yet) competitive with SOTA models, we awarded two *novelty awards* across all tracks; see next section for more details. The reports of the winning submissions are available on the workshop website.

2. Challenge Tracks, Results, Awards

In the following we describe each track and the performance achieved in the challenge. For the technical report per team, including winners' affiliations and names, please refer to the workshop's website: <https://ptchallenge-workshop.github.io/>.

2.1. Object tracking

Task description: For this task, the model receives a video and a bounding box representing an object, and it is required to track the object throughout the video sequence.

Metric: The evaluation metric for this task is average Intersection over Union (IoU). It is calculated as the average intersection over union between the predicted bounding boxes and the ground truth bounding boxes for each tracked object.

Split	# videos	# object tracks
Train	2184	35373
Validation	1000	16501
Test	1000	16339

Table 1 | Dataset used for the object tracking task.

Rank	Team name	IoU
Baseline 1	Dummy static	0.640
Baseline 2	SiamFC	0.658
Runner-up	sth	0.732
Best	X-Works	0.734

Table 2 | Object tracking results

Dataset: To make the evaluation task more accessible, we used only a randomly selected subset of 1000 videos from the validation split of the Perception Test for the validation phase, and 1000 videos from the test split of the Perception Test for the test phase; see details about object tracks in Table 1.

Baselines: We provide two baseline results for this task: a simple dummy baseline, which always assumes that the object is static, i.e. it outputs as predictions the initial bounding box received as input, and a baseline based on SiamFC tracker (UniTrack implementation) Bertinetto et al. (2016); Wang et al. (2021).

Results: The results for the top-2 competing models are compared to our baselines in Table 2 and Figure 1. The best performing model, submitted by X-Works Team, relies on the TAT tracker He et al. (2023), incorporating a novel attention module that is able to deal better with long context. Compared to the dummy baseline, this model improves performance significantly on moving objects, when the camera is static or moving. Check the authors' reports on our workshop page for more details.

2.2. Point tracking

Task description: In the single point tracking task, the model receives a video and the 2D coordinates of a point, and it is required to track the point throughout the video sequence, also accounting for occlusions.

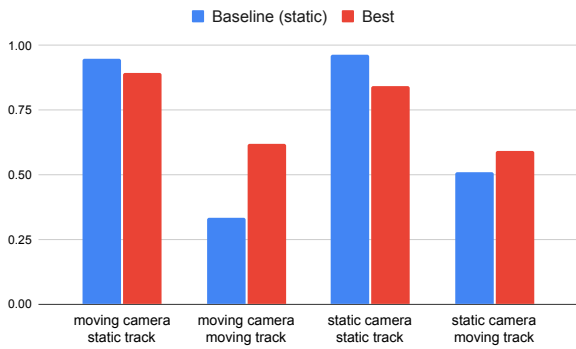


Figure 1 | Baseline vs best results split by camera and object motion for the object tracking task.

Metric: The evaluation metric for this challenge is the average Jaccard, proposed in TAP-Vid Doersch et al. (2022). It takes into account 2 scores:

- Occlusion Accuracy (OA) – a simple classification accuracy for the point occlusion prediction on each frame.
- Position accuracy – for frames where the point is visible, it measures the fraction of points that are within a certain threshold of their ground truth. It assumes images are resized to 256x256 pixels. The accuracy is averaged across 5 thresholds: 1, 2, 4, 8, and 16 pixels.

The final Jaccard metric calculates the fraction of *true positives*, which are points within the threshold of any visible ground truth points, divided by *true positives* plus *false positives* (points that are predicted as visible but the ground truth is either occluded or farther than the threshold) plus *false negatives* (ground truth visible points that are predicted as occluded or the prediction is farther than the threshold). The overall metric is Jaccard averaged across all thresholds.

Dataset: We use the subset of videos from the Perception Test that have point tracking annotations; see details in Table 3.

Baselines: We provide baseline results for this task using a dummy static baseline, which always assumes that the point is static.

Results: Table 4 and Figure 2 show the results of the top-2 competing models compared to our

Split	# videos	# point tracks
Train	28	1758
Validation	73	4362
Test	44	2527

Table 3 | Dataset used for the point tracking task.

Rank	Team name	Jaccard
Baseline	Dummy static	0.418
Runner-up	THETEAM	0.451
Best	NJUST_KMG_Point	0.458

Table 4 | Point tracking results

static dummy baseline. The best results were obtained by NJUST_KMG_Point Team, using a TAPIR-based model Doersch et al. (2023), and show a significant improvement over the baseline especially for moving points. This is due to explicitly modelling the camera motion and segmenting the moving regions in the video; please check the workshop website for more details on the method included in the submission report.

2.3. Temporal action localisation

Task description: In the temporal action localisation task, the model receives a video and is required to localise and classify the actions occurring in the video according to a predefined set of classes; there are 63 action classes in total.

Metric: The evaluation metric for this challenge is mean average precision (mAP). It is calculated as the average precision over different action classes

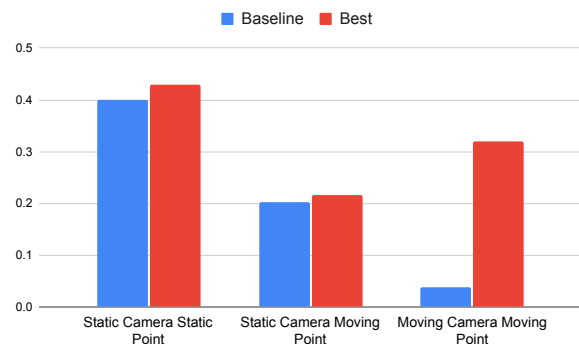


Figure 2 | Baseline vs best results split by camera and point motion for the point tracking task.

Split	# videos	# action segments
Train	2009	13097
Validation	5359	35440
Test	3233	20741

Table 5 | Dataset used for the temporal action localisation task.

Rank	Team name	mAP
Baseline	ActionFormer	0.156
Runner-up	OpenGVLab	0.465
Best	CTCV	0.504

Table 6 | Temporal action localisation results

and IoU thresholds. For the IoU thresholds in evaluation we use $[0.1 \rightarrow 0.5]$ with 0.1 increments, similar to [Damen et al. \(2022\)](#).

Dataset: We use the videos from the Perception Test for this challenge. To facilitate experimentation, we also provide features for the video / audio modalities that participants could optionally use for their submissions: video features extracted using TSP [Alwassel et al. \(2021\)](#) and audio features extracted using MMV [Alayrac et al. \(2020\)](#). Each video has multiple action segment annotations; see details in Table 5.

Baselines: The baseline for this task is ActionFormer [Zhang et al. \(2022\)](#), a state-of-the-art model for temporal action localisation, that we fine-tuned for the set of classes present in our benchmark.

Results: The results of the top-2 competing methods are included in Table 6 and Figure 3. It can be observed that they improve performance significantly over the ActionFormer baseline, across all classes. The top entry, submitted by CTCV Team, relied on the same model as the baseline (ActionFormer), but used features extracted using pre-trained ViT models [Dosovitskiy et al. \(2021\)](#), plus a Weighted Boxes Fusion operation [Solovyev et al. \(2021\)](#) instead of the standard non-maxima suppression. In addition, the authors reported filming additional videos for 3 classes that were poorly represented in the training set. Please check the authors' report on our workshop page for more details.

Split	# videos	# sound segments
Train	2009	13289
Validation	5359	35625
Test	3238	21636

Table 7 | Dataset used for the temporal action localisation task.

2.4. Temporal sound localisation

Task description: In the temporal sound localisation task, the model receives a video and is required to localise and classify the sound events occurring in the video according to a predefined set of sound classes; there are 16 sound classes in our dataset. For the challenge, we consider only 12 classes, excluding classes like *Background*, *Background-Other*, *Human-Other*, *Animal-Other* due to their ambiguity.

Metric: Similar to the action localisation task above, the metric for this challenge is mean average precision (mAP). It is calculated as the average precision over different sound classes and IoU thresholds. For the IoU thresholds in evaluation we use $[0.1 \rightarrow 0.5]$ with 0.1 increments.

Dataset: As for the temporal action localisation task above, we provide the same features for all the videos in the Perception Test; see Table 7 for details.

Baselines: We provide baseline results for this task using the same model as in the action localisation task ActionFormer [Zhang et al. \(2022\)](#), adapted to the sound localisation task by fine-tuning on our sound annotations belonging to the train split.

Results: Table 8 and Figure 4 show the performance of the top-2 competing methods in this track, compared to our baseline (ActionFormer). Both methods use multimodal inputs and yield much better performance compared to our baseline across all sound classes. The top entry, submitted by OpenGVLab Team, relied on ActionFormer with video features extracted using UMT-Large [Li et al. \(2023\)](#) and audio features extracted using BEAT [Chen et al. \(2023b\)](#); see authors' report included on our workshop page for more details.

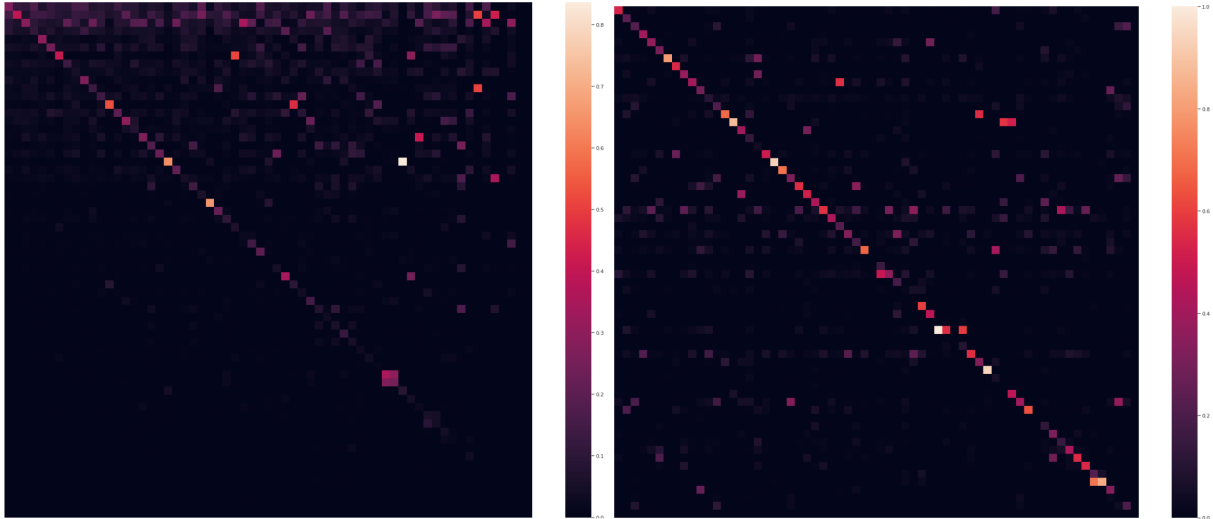


Figure 3 | Baseline (left) vs best results (right) for the temporal action localisation task.

Rank	Team name	mAP
Baseline	ActionFormer	0.102
Runner-up	NJUST_KMG	0.331
Best	OpenGVLab	0.400

Table 8 | Temporal sound localisation results.




Figure 4 | Baseline (left) vs best results (right) for the temporal sound localisation task.

2.5. Multiple-choice video QA

Task description: In the multiple-choice video question-answering (mc-vQA) task, the model receives, in parallel with the video, a question and three possible answers, out of which only one is correct, and the model has to pick one answer. The questions cover four skill areas (Memory, Abstraction, Physics, Semantics) and require different types of reasoning (Descriptive, Explanatory, Predictive, Counterfactual), across video, audio, and text modalities. The questions are also tagged with skills in each area such as: event recall (Memory), object counting (Abstraction), collision (Physics), action recognition (Semantics) and more.

Metric: The evaluation metric for this challenge is top-1 accuracy. It is calculated as the percentage of questions where the model’s predicted option id (1 out of 3) matches the ground truth option id.

Dataset: Each video in the dataset has a number of multiple-choice video QA tasks associated, each question having 3 options, out of which only one is correct; see Table 9 for details.

Baselines: We provide baseline results for this task using a dummy frequency-based baseline, with multiple setups: 0-shot, few-shot, all-shot.

Results: Table 10 and Figure 5 show the performance of the top-2 competing models compared

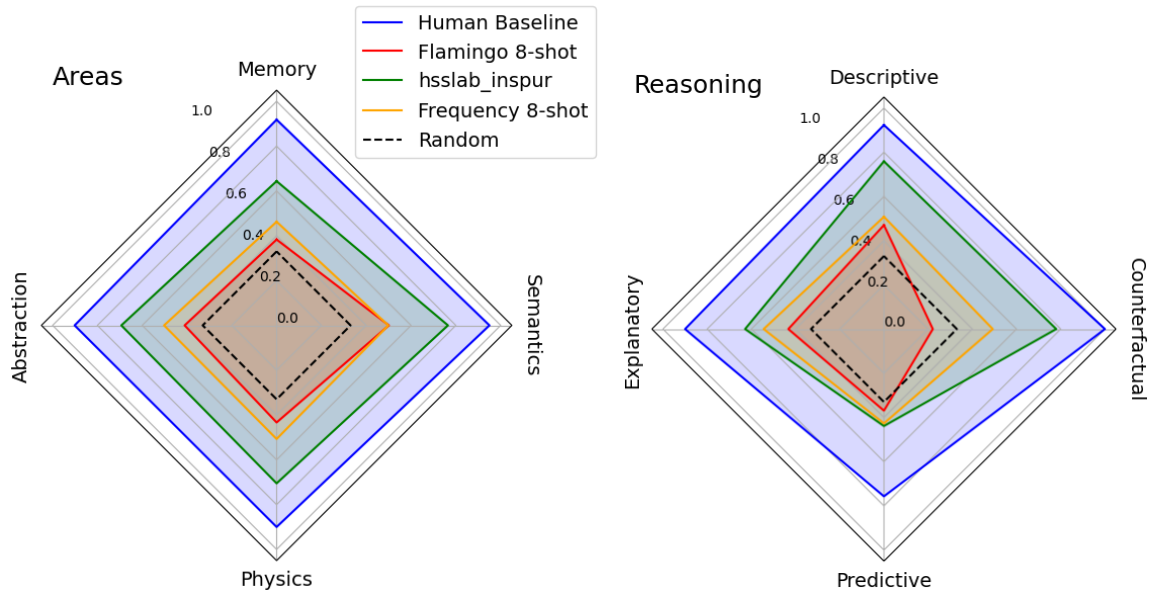


Figure 5 | Baselines vs best and runner up models detailed by areas and types of reasoning for the multiple-choice video QA task.

Split	# videos	# questions
Train	2184	7392
Validation	5900	19140
Test	3525	11528

Table 9 | Dataset used for the multiple-choice video QA task.

to our baselines (including a human one). Please check our paper for details about the frequency and the human baselines included in our benchmark. Both top-2 competing models relied on the same model as our SeViLA [Yu et al. \(2023\)](#) baseline. The top entry, submitted by hsslab_inspur Team, replaced the video and text components in SeViLA for larger models (Video-LLAMA [Zhang et al. \(2023\)](#) and Vicuna-13B [Chiang et al. \(2023\)](#) respectively), pre-trained on multiple external datasets and fine-tuned on the training split of our benchmark; see the authors’ report on our workshop webpage for more details.

We provide a detailed comparison by individual skills in Fig 6. Through fine-tuning, the performance improved mainly in the semantics area (for skills like recognition of distractor actions and objects), but in Memory or Physics area, the performance does not exceed the dummy frequency baseline significantly. Overall, the performance

Rank	Team name	top-1
Baseline 1	Frequency (0-shot)	0.335
Baseline 2	Frequency (8-shot)	0.510
Baseline 3	Frequency (all-shot)	0.552
Runner-up	TTgogogo (fine-tuned)	0.683
Best	hsslab_inspur (fine-tuned)	0.715

Table 10 | Multiple-choice video QA results.

is still far from the human baseline, which is obtained zero-shot.

2.6. Grounded video QA

Task description: In the grounded video QA task, the model receives a video and a question/query as input, and it is required to track throughout the video the object(s) that represent the answer to the question. This is a novel type of grounded video QA task.

Metric: The evaluation metric for this challenge is HOTA (Higher Order Tracking Accuracy) [Luiten et al. \(2020\)](#). It unifies the detection, association, and localization accuracy into a single metric.

Dataset: We use the videos from the Perception Test that have annotations for this task; see Table 11 for details.

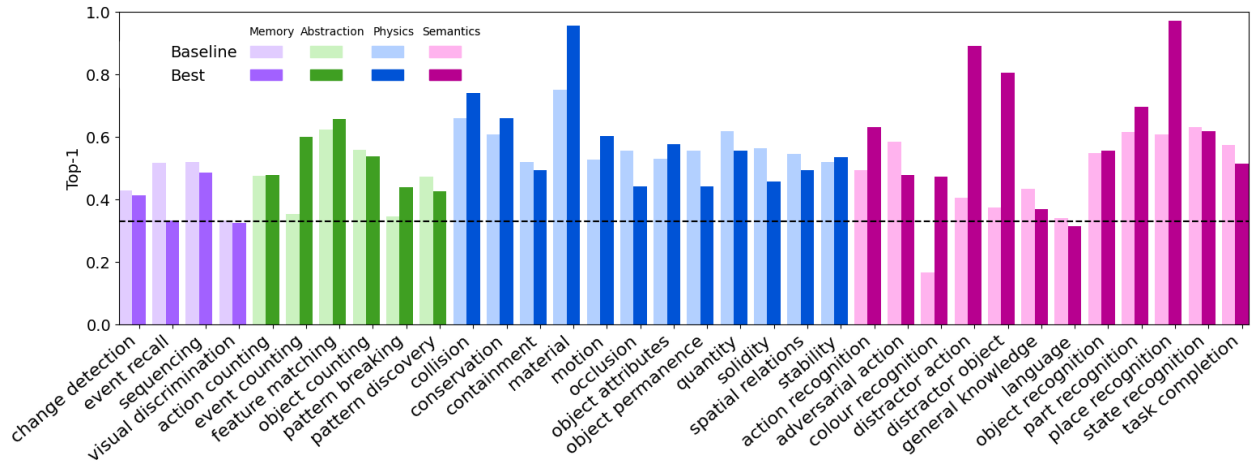


Figure 6 | Baseline vs best model detailed by skill, and grouped by area, for the multiple-choice video QA task.

Split	# videos	# questions
Train	586	1859
Validation	1545	3051
Test	932	1859

Table 11 | Dataset used for the grounded video QA task.

Rank	Team name	HOTA
Baseline	MDETR+static	0.057
Runner-up	Not awarded	-
Best	NJUST-KMG	0.063

Table 12 | Grounded video question-answering results.

Baselines: Since this is a novel task, no baseline exists in the literature. We provide a simple baseline, which runs MDETR detector [Kamath et al. \(2021\)](#) on the middle frame of the video using the given question as query, then it keeps the detections static throughout the video.

Results: In this track, we received submissions that exceeded the performance of the baseline from a single team (NJUST-KMG), hence we did not award a runner-up prize. The results are included in Table 12 and Figure 7, compared to our baseline. The method relies on VALOR [Chen et al. \(2023a\)](#) to get text answers for the given video-question pairs and then uses TubeDETR [Yang et al. \(2022a\)](#) to ground the answers. The results are still fairly poor, showing that this is a very challenging task for existing models.

2.7. Novelty awards

The organising team selected 2 most novel entries across all tracks; see Table 13. The point tracking entry relies on dense feature matching across

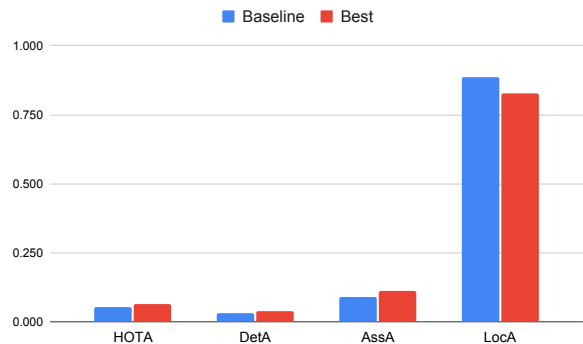


Figure 7 | Baseline vs best results in terms of overall HOTA, detection, assignment, and localisation accuracy for the grounded video QA task.

Team name	Award
THETEAM	Novel point tracking
JNU_boat	Novel sound localisation

Table 13 | Grounded video question-answering results.

frames using LoFTR [Sun et al. \(2021\)](#), obtaining competitive results (runner-up in point tracking). Inspired by FocalNet [Yang et al. \(2022b\)](#), the sound localisation entry proposed a Focal Audio-Visual Network for both action and sound localisation, leading to competitive results in the audio track (3rd place). Please check the corresponding submission reports on our workshop webpage for more details.

3. Discussion

The first Perception Test challenge attracted a lot of interest, reflected in the large number of submissions and participating teams. The submitted models improved the results over the provided baselines in each track; please check the corresponding evaluation webpages for comparisons with submitted models. However, there is still significant room for improvement in each track – the benchmark is nowhere near saturation. In addition, none of the submitted models was evaluated on multiple tracks. In our next iteration, we plan to explicitly incentivise participants to use a single model for multiple tasks (through awards or imposed), and restrict the evaluation modes to zero-shot/few-shot (no fine-tuning) to robustly test for generalisation capabilities.

Acknowledgements

We would like to thank Relja Arandjelovic and Volodymyr Mnih for reviewing this report. We are grateful to Google DeepMind for providing the funding for the awards, and to Hayley Delew and James Robson from Google DeepMind and Ludivine Fluneau and Francois Tapissier from Dakini for ensuring a smooth handling of the awards. Special thanks to Gunjan Chablani from Eval AI for support and additional resources while running the challenges.

References

- J.-B. Alayrac, A. Recasens, R. Schneider, R. Arandjelović, J. Ramapuram, J. De Fauw, L. Smaira, S. Dieleman, and A. Zisserman. Self-supervised multimodal versatile networks. *Advances in Neural Information Processing Systems*, 33:25–37, 2020.
- H. Alwassel, S. Giancola, and B. Ghanem. TSP: Temporally-sensitive pretraining of video encoders for localization tasks. In *Proceedings of the IEEE/CVF International Conference on Computer Vision Workshops*, pages 3173–3183, 2021.
- L. Bertinetto, J. Valmadre, J. F. Henriques, A. Vedaldi, and P. H. Torr. Fully-convolutional siamese networks for object tracking. *arXiv preprint arXiv:1606.09549*, 2016.
- S. Chen, X. He, L. Guo, X. Zhu, W. Wang, J. Tang, and J. Liu. Valor: Vision-audio-language omni-perception pretraining model and dataset. *arXiv preprint arXiv:2304.08345*, 2023a.
- S. Chen, Y. Wu, C. Wang, S. Liu, D. Tompkins, Z. Chen, W. Che, X. Yu, and F. Wei. BEATs: Audio pre-training with acoustic tokenizers. In A. Krause, E. Brunskill, K. Cho, B. Engelhardt, S. Sabato, and J. Scarlett, editors, *Proceedings of the 40th International Conference on Machine Learning*, volume 202 of *Proceedings of Machine Learning Research*, pages 5178–5193. PMLR, 23–29 Jul 2023b. URL <https://proceedings.mlr.press/v202/chen23ag.html>.
- W.-L. Chiang, Z. Li, Z. Lin, Y. Sheng, Z. Wu, H. Zhang, L. Zheng, S. Zhuang, Y. Zhuang, J. E. Gonzalez, I. Stoica, and E. P. Xing. Vicuna: An open-source chatbot impressing gpt-4 with 90%* chatgpt quality, March 2023. URL <https://lmsys.org/blog/2023-03-30-vicuna/>.
- D. Damen, H. Doughty, G. M. Farinella, A. Furnari, J. Ma, E. Kazakos, D. Moltisanti, J. Munro, T. Perrett, W. Price, and M. Wray. Rescaling egocentric vision: Collection, pipeline and challenges for EPIC-KITCHENS-100. *International*

- Journal of Computer Vision (IJCV)*, 130:33–55, 2022.
- C. Doersch, A. Gupta, L. Markeeva, A. R. Contente, L. Smaira, Y. Aytar, J. Carreira, A. Zisserman, and Y. Yang. TAP-vid: A benchmark for tracking any point in a video. In *Thirty-sixth Conference on Neural Information Processing Systems Datasets and Benchmarks Track*, 2022. URL <https://openreview.net/forum?id=Zmosb2KfzYd>.
- C. Doersch, Y. Yang, M. Vecerik, D. Gokay, A. Gupta, Y. Aytar, J. Carreira, and A. Zisserman. Tapir: Tracking any point with per-frame initialization and temporal refinement. *ICCV*, 2023.
- A. Dosovitskiy, L. Beyer, A. Kolesnikov, D. Weissenborn, X. Zhai, T. Unterthiner, M. Dehghani, M. Minderer, G. Heigold, S. Gelly, J. Uszkoreit, and N. Houlsby. An image is worth 16x16 words: Transformers for image recognition at scale. *ICLR*, 2021.
- K. He, C. Zhang, S. Xie, Z. Li, and Z. Wang. Target-aware tracking with long-term context attention. *arXiv preprint arXiv:2302.13840*, 2023.
- A. Kamath, M. Singh, Y. LeCun, I. Misra, G. Synnaeve, and N. Carion. Mdetr–modulated detection for end-to-end multi-modal understanding. *arXiv preprint arXiv:2104.12763*, 2021.
- K. Li, Y. Wang, Y. Li, Y. Wang, Y. He, L. Wang, and Y. Qiao. Unmasked teacher: Towards training-efficient video foundation models, 2023.
- J. Luiten, A. Osep, P. Dendorfer, P. Torr, A. Geiger, L. Leal-Taixé, and B. Leibe. Hota: A higher order metric for evaluating multi-object tracking. *International Journal of Computer Vision*, pages 1–31, 2020.
- V. Pătrăucean, L. Smaira, A. Gupta, A. R. Contente, L. Markeeva, D. Banarse, S. Koppula, J. Heyward, M. Malinowski, Y. Yang, C. Doersch, T. Matejovicova, Y. Sulsky, A. Miech, A. Frechette, H. Klimczak, R. Koster, J. Zhang, S. Winkler, Y. Aytar, S. Osindero, D. Damen, A. Zisserman, and J. Carreira. Perception test: A diagnostic benchmark for multimodal video models. In *Advances in Neural Information Processing Systems*, 2023. URL <https://openreview.net/forum?id=HYEGXFnPoq>.
- R. Solovyev, W. Wang, and T. Gabruseva. Weighted boxes fusion: Ensembling boxes from different object detection models. *Image and Vision Computing*, pages 1–6, 2021.
- J. Sun, Z. Shen, Y. Wang, H. Bao, and X. Zhou. LoFTR: Detector-free local feature matching with transformers. *CVPR*, 2021.
- Z. Wang, H. Zhao, Y.-L. Li, S. Wang, P. Torr, and L. Bertinetto. Do different tracking tasks require different appearance models? *Advances in Neural Information Processing Systems*, 34: 726–738, 2021.
- A. Yang, A. Miech, J. Sivic, I. Laptev, and C. Schmid. Tubedetr: Spatio-temporal video grounding with transformers. In *CVPR*, 2022a.
- J. Yang, C. Li, X. Dai, and J. Gao. Focal modulation networks. *Advances in Neural Information Processing Systems (NeurIPS)*, 2022b.
- S. Yu, J. Cho, P. Yadav, and M. Bansal. Self-chained image-language model for video localization and question answering. *arXiv preprint arXiv:2305.06988*, 2023.
- C. Zhang, J. Wu, and Y. Li. Actionformer: Localizing moments of actions with transformers. In *European Conference on Computer Vision*, 2022.
- H. Zhang, X. Li, and L. Bing. Video-llama: An instruction-tuned audio-visual language model for video understanding. *arXiv preprint arXiv:2306.02858*, 2023. URL <https://arxiv.org/abs/2306.02858>.