

The Common Optical Music Recognition Evaluation Framework

Pau Torras^{1*}, Sanket Biswas¹ and Alicia Fornés¹

^{1*}Computer Vision Center, Universitat Autònoma de Barcelona, Cerdanyola del Vallès, 08193, Spain.

*Corresponding author(s). E-mail(s): ptorras@cvc.uab.cat;
Contributing authors: sbiswas@cvc.uab.cat; afornes@cvc.uab.es;

Abstract

The quality of Optical Music Recognition (OMR) systems is a rather difficult magnitude to measure. There is no *lingua franca* shared among OMR datasets that allows to compare systems' performance on equal grounds, since most of them are specialised on certain approaches. As a result, most state-of-the-art works currently report metrics that cannot be compared directly. In this paper we identify the need of a common music representation language and propose the Music Tree Notation (MTN) format, thanks to which the definition of standard metrics is possible. This format represents music as a set of primitives that group together into higher-abstraction nodes, a compromise between the expression of fully graph-based and sequential notation formats. We have also developed a specific set of OMR metrics and a typeset score dataset as a proof of concept of this idea.

Keywords: Optical Music Recognition, Evaluation, Datasets, Computer Vision

1 Introduction

Written music has been part of the cultural heritage of humankind for many centuries. From neumes as old as a thousand of years to current-time western notation scores, people have built methods to make this most ephemeral of arts persistent through the passing of time. Rivers of ink have been imprinted on libraries worth of paper in order to preserve music along the ages, and much of it has indeed survived until today.

It is therefore unsurprising that, given the sheer volume of notably interesting (and oftentimes, forgotten) pieces of music that have been endowed to our current generations, scholars have turned their attention to computers to aid them in the endeavour of preserving and analysing them.

The task that concerns us in this work is Optical Music Recognition (OMR), which is the first and therefore fundamental step for the computational analysis of written scores; converting images or scans of music into a defined format a computer can process [20].

Modern-day OMR has been greatly enriched with the advent of the powerful Deep Learning techniques developed during the last decade [20, 42]. Nevertheless, the field itself remains fragmented, with few researchers fully devoted to it and each of them developing their own unique point of view and methodology [38, 20]. This is particularly evident when analysing the available datasets [37], as can be seen in Table 1; most of them are restricted to specific steps or approaches

[41, 51, 16] and almost none of them are compatible among each other (the most notable exception being the recent [47], which incorporates its ground truth in multiple formats).

One of the main points of disagreement among OMR researchers is the matter of the evaluation of models [29, 30, 36, 20], which is but the visible consequence of many long-standing issues – some related to the inherent difficulty of the field (for an example, see Figure 1), but others related to the diversity of plausible approaches to music recognition.

Evaluation of OMR models is currently performed on a per-methodology basis [20, 42]. If one considers the goal of OMR to produce a computational representation of music – whichever that final representation might be¹ – one would expect the metrics to obey a criterion of either some aspect of music understanding or quantifying the correctness of the final representation. Instead, most metrics revolve around measuring the fidelity of intermediate representations devoid of musical meaning, disregarding the full reconstruction of music scores altogether. Moreover, the benchmarks this evaluation metrics are computed upon are rarely widespread, with each methodology using their own. Commercial OMR systems have also been very vague about the specifics of their capacity.

With the aim of setting a step forward towards unifying the efforts of the community, we propose a way to set a common framework for OMR. We believe the first step is to set a target final representation that accommodates a significant amount of use cases within Common Western Music Notation (CWMN). We explicitly avoid trying to cover the entirety of OMR, as the nature of notated music is diverse and heavily dependent on the time it was written and the instrument it was written for. Once this target representation is chosen, a way of easily working with it has to be developed. Currently used engraving formats are quite exhaustive, verbose and option-filled, which allows expressing the same score in a variety of ways – something that makes them quite impractical for

direct comparison. Thus, we propose an intermediate representation that translates directly to the desired output but facilitates OMR operations – including analysis, evaluation and composition of results – regardless of the underlying approach. We propose doing so through a notation based on the idea of building a tree structure; leaves are the objects in the music score and intermediate nodes are their composition. The idea is exploiting the expression advantages of graph-based approaches while simplifying the kinds of relationships that such system can model. Incorporating a common notation format is also a way of unifying all existing datasets so that they can be both combined and compared on equal grounds, regardless of the methodology they were originally designed to work with.

The contribution of this work can be summarised by the following claims:

- We try to bridge the gap between the different benchmark suites in OMR literature with a universal tree-based notation format designed to represent musical scores at the graphical level.
- We also present a common evaluation toolkit which aims towards unify existing benchmark OMR tasks for fairer comparison.
- We have produced a typeset dataset² using public domain works with permissive licenses.

This paper is structured as follows. In section 2 some definitions for recurrent topics in the article are presented. Then, section 3 justifies the necessity for an OMR evaluation framework and debates about how that framework should be structured. In section 4, our proposed notation format is presented and described in detail, whereas in section 5 we describe the evaluation metrics to be employed with it. In section 6 we introduce the proof-of-concept dataset on typeset scores. Finally, section 7 closes the paper with some final remarks and future work.

2 Terminology

In this section we shall address some specific recurrent terms for the sake of clarity and cohesiveness of the text. Throughout this paper we

¹Byrd *et al.* [14] collected a very extensive and detailed set of requirements for a music notation system that is suitable for both score engraving and OMR, but to the best of our knowledge there is no recognition system that formally or explicitly applies them.

²The data shall be published upon acceptance alongside the conversion and evaluation code.




Fig. 1 Fragment of a scan of a 1910 edition of Claude Debussy’s *La Danse de Puck* from the first volume of his *Préludes*. In this fragment, many of the reasons why modelling OMR scores is difficult can be seen – a two-staff system with voices that move along both of them, many small symbols concentrated in limited areas of the score, many independent voices sounding in unison, elements spanning multiple measures, chords, etc.

shall adhere to the nomenclature and definitions found in Calvo-Zaragoza *et al.*’s [20].

By *structured output* we refer to an output encoding format that allows the replication of the input score holistically and unambiguously. This is in contrast to partial outputs such as MIDI, which only encodes note pitch, duration and velocity and omits any other indication present on the score.

Another relevant point is the definition of an *end-to-end* OMR model. Modern day literature employs this term frequently, but it must be noted that it is used with a slightly different meaning than the term itself actually conveys. The most widely recognised definition of the OMR pipeline is perhaps that of the review penned by Rebelo *et al.* [42], which states four distinct steps:

1. Image preprocessing.
2. Recognition of Musical Symbols.
3. Reconstruction of Musical Information.
4. Construction of a Musical Notation model.

Most end-to-end approaches do not actually perform all four steps; rather, these models stop at step 3 with a notation that encodes most of the score’s information directly or indirectly, but cannot be directly engraved (sometimes requiring some additional interpretation before all music semantics can be successfully produced). Whenever we address end-to-end approaches, we refer to these. In this work we mostly address *offline* use cases of OMR – that is, recognition of raster images of scores. Nevertheless, we believe some of our ideas are equally applicable in online use cases [15].

3 The Necessity for a Common OMR Evaluation Framework

In this section we provide thorough arguments as to why having a comprehensive and common OMR evaluation system is necessary, while also providing some insights into what we deem is the preferable approach given the current circumstances of the field.

3.1 OMR Needs a Standardised Output

Most OMR research today does not tackle the problem of converting a model’s output to a symbolic representation that can be engraved into a proper score. In their review of the field in 2021, Calvo-Zaragoza *et al.* [20] go as far as claiming that no research OMR system that they know of is actually capable of performing such a conversion³, and since its publication we have only acknowledged one system that can [48]. One of their main justifications for this is the fact that most structured music engraving formats are either not mature enough to cover all possible use cases or simply impractical for OMR tasks. In practice, what this means is that very few OMR systems spawned in research contexts are employed by final users. Furthermore, it hinders OMR systems’ evaluation potential, as omitting music semantics

³There are however commercial OMR systems[11] that can perform this step.

inevitably reduces the level of interpretability of the models' outputs.

Going back to the matter of whether notation systems are practical or mature enough for recognition, there are a few points that need to be made. If the final goal of recognition is a structured encoding that attempts to replicate the original score with the highest fidelity, there are currently two realistic choices: MusicXML [27] and MEI [43]. A point can be made about LilyPond's [49] ability to engrave scores from text written in a fairly succinct and descriptive fashion, but since the specification of the format is subject to change and the fact that it under-specifies some aspects of the score for the sake of usability, we do not think it is realistic to use it as a comprehensive final output. Some effort has also been devoted into extending Humdrum's `**kern` notation to make it capable of engraving scores uniquely [46], but some of the same limitations as those seen for Lilypond apply.

MusicXML and MEI are somewhat similar in their base design ideas, with the former being more widely used within music score repository platforms and engraving software and the latter in libraries and academic-oriented settings. Perhaps the most obvious difference between the two is the fact that MusicXML is designed with the idea of enabling MIDI playback out-of-the-box at the cost of some redundancy, whereas MEI is more focused on musicological and archival applications. At the end of the day, they both can model the most widely used subset of CWMN music and they both have limitations derived from their use of XML and CWMN's inherent flexibility; it is difficult to express co-depending symbols as a tree-like hierarchy. Therefore, both choices are probably equal in value in terms of expressiveness.

Thus, we believe it to be a net positive to make all OMR applications interoperable with these formats by design. The first advantage is making it possible to export scores back and forth and therefore increasing the amount of data available for recognition while making OMR more appealing for the end-user. The second one is that the set of requirements of an OMR system is grounded to those of the target application, making it simpler to cooperate among the community as everybody is talking the same language. Finally, and thanks to the fact that the targeted output is well

defined, unambiguous metrics for end-to-end score recognition can be defined.

The big question is then how to make it practical for OMR practitioners to target these (rather complex) formats in a streamlined fashion. Our belief is that it is best not to use them directly, but rather incorporating a simplified intermediate format that makes it easy to convert to the structured outputs and also sets a semantic frame that adjusts well to the necessities of OMR.

3.2 On Computational Music Representations and their Tradeoffs

The most flexible – and perhaps the most logical – computational representation of written music is most likely a graph, since it allows expressing n -dimensional arbitrary relationships between primitives and symbols. There exists a very widely known notation format based on this idea called Music Notation Graph (MuNG) introduced for the MUSCIMA++ [29]. Some works have indeed succeeded in being able to reconstruct music structure from these graphs, such as Baró *et al.*'s Musigraph [9] or Garrido-Muñoz *et al.*'s Convolutional Recurrent Neural Networks [26]. Nevertheless, to the best of our knowledge, there is no straightforward way of converting this graph output back into a structured encoding. Moreover, the cost of evaluation on graphs is high due to the complexity of matching graphs together.

At the other end of the spectrum lies the sequential music model, currently employed in some form or another by most end-to-end OMR approaches [19, 17, 7, 4, 45, 8, 50, 54]. These methods impose a relationship between the horizontal axis of the image input and the playback time of the score. However, this forces the insertion of music semantics in order to properly model specific musical concepts such as unison, as the only reliable way of aligning individual voices to their playback positions is by providing their starting times. This is, in fact, how ubiquitous formats such as MusicXML deal with this ambiguity – a “backup” token specifies that the internal clock of the engraver must be brought back a number of time partitions and start producing notes there. Current end-to-end OMR efforts are mostly restricted to either monophonic or homophonic music scores as a result.

This dichotomy of approaches defines a search space that is still being explored [4, 5, 7, 29]. Our proposal is to try and exploit the advantages of both ends: the structural expressiveness of graphs and the ease of use of sequences. We propose modelling music as a tree structure, in which small semantic units (primitives) can be composed into complex high-level constructs (note groups, measures). The tree restriction makes it simpler to operate with, as the number of relationships is drastically reduced, relationship semantics are strictly hierarchical (and thus simpler to model) and its resemblance to the targeted formats makes conversion a simpler task. Also, imposing an ordering restriction within the tree as in a sequence makes matching computationally less demanding and allows modelling the idea of time and position somewhat implicitly.

3.3 The Complicated Endeavour of Music and Data

One of the longest-standing and most crippling problems OMR has faced in the recent years is the lack of reliably annotated data for contexts other than recognition of typeset scores. Even in that case, the datasets are heavily opinionated and rarely incorporate structured music sources (see Table 1 for more detail).

In particular, there is a very noticeable lack of annotated data in CWMN set within historical contexts – that is, scores written from the 16th century up to the 20th. As can be seen in Table 1, only Baró *et al.*'s [8] Pau Llinás dataset is dedicated to music from this period. Ironically, some of the composers within it are among the most extensively studied musicians of all time: Bach, Beethoven, Mozart, Händel or Haydn, to name a few.

Given their importance to the art and craft of music, many efforts have been made to preserve their work. Some libraries have extensive repositories of historical music documents from a very broad period of time, some of which have devoted efforts specifically aimed at democratising access to big names in music [2, 1]. Some of these original manuscripts are currently part of the public domain, which also enables them for use within OMR research.

The main question however is how to best incorporate this data into the field, as most of

the original manuscripts do not have an associated ground truth that is useful for OMR. The most direct approach would be to collect a significant corpus of works and manually annotate it comprehensively (per-pixel symbol annotation, music score transcription, etc.). Nevertheless, this annotation is both extremely costly and time-consuming, and it entails an implicit choice of domain; scores that do not abide to the statistical properties of the collected corpus will still be intractable, and thus the manual annotation cycle would begin anew.

Therefore, our belief is that the way forward is not just about producing new hand-annotated datasets, but rather trying to exploit every single bit of data already publicly available. More specifically, we propose the creation of new OMR datasets based on existing transcriptions of public domain works. The goals are twofold: 1) to build a corpus of real scores soft-aligned (that is, a dataset where the position of measures within the page is known but the position of each individual object need not be) with existing transcriptions and 2) to enable the generation of old-looking synthetic scores, an avenue that is already being explored by Mayer *et al.* [35, 34].

The downside of this approach is that producing symbol-level masks becomes considerably more complicated, which in practical terms shuts down the use of object detection-based methods in the short term. We nevertheless believe that this is probably going to be a temporary situation, as enabling recognition of these scores might potentially open the door for robust implicit segmentation or alignment systems with which an object-level dataset can be bootstrapped.

When it comes to the problem of alignment of scores, some issues do arise in the form of conflicting transcriptions and notation adaptations by editors or scholars. Nevertheless, heuristics can be set in place to detect consistent mistakes or usual deliberate changes – e.g. changes in the time signature, changes in the way voices are arranged on the staff, changes in clef and so on – and then apply the appropriate modifications back on the ground truth transcription. Those cases where the transcription is wrong are assumed to be minimal but possible nonetheless, as with any other human-produced ground truth.

Other roads for the use of non-annotated data currently exist to improve recognition efforts. In

Table 1 Description of annotation formats available for OMR datasets designed for final output production (i.e. they are designed to reconstruct a full score in some form). Columns from left to right: the publication that spawned the dataset, the name it is usually referred to as, what type of music samples it contains and whether it contains bounding box annotations, pixel-mask annotations, notation graph (MuNG) among symbols, string-based output annotations and a final structured output (MusicXML or MEI).

Publication	Dataset Name	Dataset Type	Boxes?	Masks?	Graph?	String?	Struct?
[29]	MUSCIMA++	Handwritten Contemporary	✓		✓		
[51, 52]	DeepScores	Typeset	✓	✓			
[53]	RealScores	Scanned	✓	✓			
[47]	DoReMi	Typeset	✓	✓	✓	✓	✓
[41]	SEILS	Typeset					
		Scanned				✓	✓
		Mensural					
[8]	Baró Synthetic	Typeset				✓	
[8]	Pau Llinás	Handwritten				✓	
		Historical					
[17]	PRIMuS	Typeset				✓	✓
[16]	Camera	Typeset				✓	✓
	PRIMuS						

line with recent trends in the literature about building very large language models, many methods employ unlabelled input samples as some form of proxy task target. Examples of such techniques in Computer Vision related tasks include SimCLR [22] or Masked Autoencoders [32], which to the best of our knowledge have never been used in the context of OMR.

3.4 Evaluation of OMR Models

Having discussed the benefits of having a common notation format and the importance of producing a structured output, we now delve into the specifics of evaluation of OMR systems.

Unfortunately, most metrics used by the OMR community in modern day are fairly domain-specific and rarely take into account music semantics, a direct consequence of not targeting a musically-meaningful output format [36]. Authors that address OMR as an object detection problem report object detection metrics, whereas authors that address OMR as an image-to-sequence task rely on sequence edit distances. Consequently, there is no realistic way of comparing them since the semantics of the mistakes of the system are lost and the underlying notations are different. The

few authors that do report musically-aware metrics restrict themselves to per-note pitch and/or time accuracy [7, 33].

Moreover, end users for OMR systems are not concerned so much about the absolute number of mistakes, but rather how costly or realistic it is to fix them, something that is hard to convey with metrics that treat all errors equally. A simple example of why this distinction is relevant is the following: imagine there are two available OMR systems, one that is unreliable providing correct note pitches but is otherwise very robust and another one which is very good at determining music semantics but tends to miss structural primitives. Instead of devoting efforts improving both systems independently, the outputs of both models can be combined and weighted according to their strengths to produce better results at essentially zero additional cost. This is something that has already been done for other similar tasks such as Handwritten Text Recognition [10].

In this direction, there is also debate regarding the specific aspects of music that should be measured. Hajić jr. [30] argues that the best metric is one that summarises the entire notation system as one single value, reminiscent of the Symbol Error Rate (SER) metric for strings. We believe that, while such a metric is a good indicator of overall

performance (and is definitely useful for benchmarking), it must not be considered on its own, as definite conclusions about the underlying models are very hard to make. Our belief is that there should be an array of metrics that are oriented at different aspects of the score that should be logged together, increasing the coverage of the system.

3.5 The Ideal Scope for Recognition

In this final section we discuss the effect of tackling OMR at different levels of detail.

At the current day there is no pre-defined scope to tackle the problem of OMR. Therefore researchers can choose whether to implement recognition at measure [8, 9], line [16, 7, 54] or page level [40, 44, 58]. While there are practical advantages on each perspective, there is an arguing point that should be brought to discussion given the current situation of OMR and Computer Vision as a whole.

Current state-of-the-art object detection and recognition models struggle with both small [55, 39, 9] and scale-variant symbols [56]. Music scores are quintessential examples of both phenomena: large symbols (slurs, ties, staves) coexist with very small ones (dots, fingering numbers), and writers draw symbols at their preferred relative scale without affecting their meaning – something that is particularly true for noteheads and stems – while also writing semantically-distinct symbols that change based on their size – grace notes. Moreover, the number of objects present in the input image also affects the recognition performance, a recurrent matter for a significant amount of pieces.

Since addressing visual recognition tasks at smaller scopes helps to obtain better results, we believe that OMR should first be approached at measure level, since this is the smallest semantic unit of music. The first immediate consequence is that layout analysis of music scores becomes a lot more important, as all successive recognition steps depend on finding the measures reliably on the page. Nevertheless, we argue that it is objectively a simpler problem than fully-fledged recognition: staves and bar lines are very prominent, very ubiquitous and can easily be identified heuristically [25, 21, 24, 12, 18, 23], as opposed to many of the other musical symbols. Therefore, by composing small semantic units and propagating

shared semantics (key, time signature, clef) whenever needed, a full notation reconstruction can be obtained quite simply, as measures are mostly independent.

Tangentially, this idea also helps in the recognition by providing higher dpi images which are more informative, as there is a substantial part of the score that is usually plain white space. Some tricks have been developed to try to minimise these gaps, such as removing all horizontal space between primitives [58]. This is not something particularly useful with scores with noisy backgrounds (e.g. scans from old documents with signs of paper degradation, a recurrent matter within old music scores), but it has been proven to improve results substantially.

In this section we have provided the core ideas for a common OMR notation format and evaluation procedure. This shall be the logical foundation upon which our proposed solution, described in the following section, is built.

4 The Music Tree Notation Format

As stated in Introduction and in concordance to the necessities discussed in Section 3, we have designed a notation format that

- enables comparison of diverse OMR methods on equal grounds,
- normalises the set of music primitives to be recognised,
- simplifies conversion to a final structured format and
- facilitates the usage of non-OMR-specific data.

The base logic for the notation system is introduced in 4.1. The notation system is described in detail in 4.2.

4.1 Rationale

The basis for our approach to OMR evaluation and (optionally) end-to-end inference is the Music Tree Notation format (MTN). We believe the final goal of structured OMR is the reconstruction of the score at the visual domain. The core idea of this format is therefore to build a notation that exclusively models relationships between graphical symbols and defers inference of music semantics until a later stage. Only those high-level

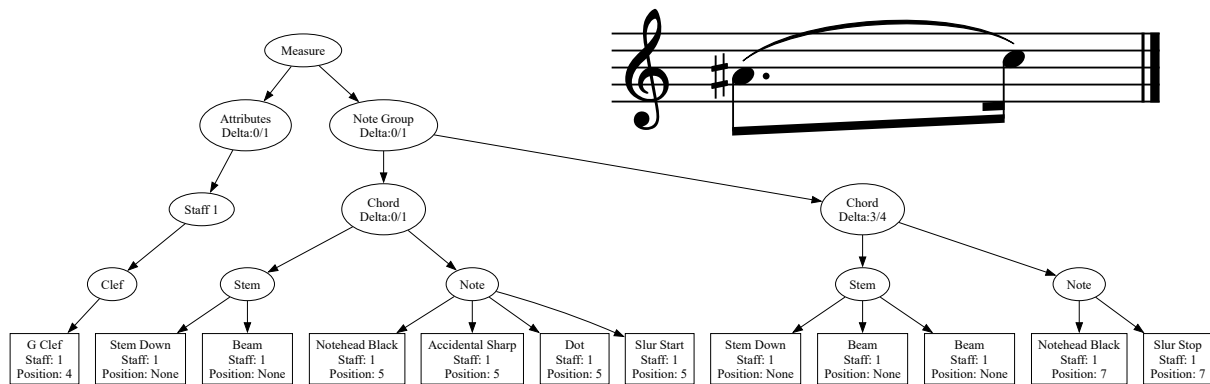


Fig. 2 Example showing a fragment of a measure in which the annotation format for attributes and staff-modifying elements is shown. Rectangular nodes represent primitives as tokens and rounded nodes are abstract elements.

music concepts that are strictly required to reconstruct the score unambiguously are kept if and only if there is a direct graphical cue that allows straightforward inference.

Evaluation should be possible regardless of the scope of recognition of the evaluated system – page, line or measure. Nevertheless, a minimal semantic unit is still required in order to reconstruct music semantics afterwards and facilitate alignment of predictions and their groundtruth. Exploiting the assumption evaluation is performed on the visual domain and therefore application of semantic-altering objects is irrelevant, we propose using the measure as the minimal unit of music on which to evaluate.

MTN should act as a final target for OMR, through which to convert the score into any other high-level notation system. This is in order to facilitate OMR systems from research being deployed into real use-cases as well as enabling any source of structured data to be used in OMR applications easily. Therefore, MTN draws heavy inspiration from both MEI and MusicXML, but “normalises” their structure in such a way that every score can only be expressed in one way. This also allows implementation many of the already-studied evaluation requirement ideas from other authors, particularly Hajič jr. [31] and Byrd [13].

Finally, music notation is very rich and tends to bend its own rules quite heavily. The goal for this notation and evaluation system is to accommodate a most significant subset of CWMN, but covering every single exception proves to be a daunting task. Byrd [13] presents some specific cases such as a spanning slur with seven inflection points that is rather complicated to model

in the logical domain. Therefore, our rationale is that support for these should not be priority. We believe it is better to have some solid tools on a core subset of music rather than trying to cover every possible case with highly complex and fragile ones as this makes adoption of the format much more difficult.

4.2 Description of the Format

A graphical representation of a simple measure engraved in MTN can be seen in Figure 2. The core element of this format is the Musical Primitive, a concept that is quite widespread in the OMR literature [6, 8, 16, 51] and can be defined as any of the independent structural elements that may or may not be combined together to form a semantic unit in the music score. The set of musical primitives includes all graphical elements in a score that are self-contained and require no other symbols to convey meaning (this includes rests, clefs or time signatures), the set of graphical elements that compose notes (noteheads, stems, flags, dots, etc.) and other miscellaneous elements such as numbers for compound time signatures. Every primitive is given a unique work-level identifier.

These primitives associate together to form more abstract constructs. This is modelled in MTN using a tree-like structure of higher-order elements resembling an Abstract Syntax Tree (AST), which defines the set of dependencies among objects in the score. This idea emulates parsing the contents of the score using a grammar, enabling the bulk of tools and research on parsers, parser generators and AST analysis and

processing to be used in the context of music. Furthermore, it is a structure that can be modelled very easily using widespread exchange formats such as XML or JSON. The structure of the format may be found in Table 2.

There are, however, some elements in music that break the tree-like structure assumption. These are elements that connect multiple notes together outside their local note group structure: slurs, ties, parentheses and tuplets, among others. Both MEI and MusicXML acknowledge this limitation and circumvent it through the use of identifiers. MTN is no different: it provides a unique starting and ending token for each side of the object and gives both ends the same identifier.

In order to emplace musical elements in their corresponding positions, MTN uses two magnitudes. Firstly, for every token a tuple of two integers denotes the staff the element belongs to and its position within the staff. The position is denoted counting the number of steps from the first ledger line below a staff. For those elements without a specific position (such as rests or stems), a null value is used. Secondly, for any object immediately below the class measure, an exact timing value is provided. It is measured in fractions of a quarter note from the start of the measure itself. This information is also provided for every chord in a note group even if this information can be inferred for the sake of simplifying evaluation procedures.

This musical information is necessary for two reasons. The only visual cue for aligning elements in a polyphonic setup is that, at some point, additional voices have at least one object that is perfectly aligned with one in the main voice. This is very hard to model cleanly with anything other than a graph. Moreover, the main voice of a measure may arbitrarily jump from staff to staff in a system, making timing generally impossible to resolve on a per-staff basis, as can be seen in Figure 3. A small trick to optimise sequence-based notation systems is that one only needs timing information for the first element in a group, as all successive chords' timings can be inferred from the note types and tuplets attached to them (or their surrounding elements).

Doubly stemmed notes (such as in the last measure of the Arabesques example in Figure 3) can be interpreted like two notes playing at the same time. Therefore, they can be modelled using

two distinct groups without needing to break the tree-like structure.

Finally, to enable unambiguous comparison, a reading order of sorts must be established. We propose the following ordering criterion:

- By starting time counting from the beginning of the measure.
- By top level class:
 1. Attributes
 2. Directions
 3. Rests
 4. Note Groups
 5. Barlines
- By staff position: first objects on upper staves and lower positions within them.
- In case of Note Groups, by direction of the first stem: first stems looking upwards.
- For anything else, token alphabetical order. This also guarantees stability of the notation if new token types are added.


4.3 Extensions

The main goal for the notation is to address symbolic-level OMR. Nevertheless, many practitioners use pipelined architectures where some partial results need to be annotated (most notably, object bounding boxes). Providing these annotations with MTN is straightforward: it is a matter of adding an “annotations” field with each token identifier linked to the desired information. This also includes some other relevant semantic cues such as voices, which we deem unnecessary for the task of score reconstruction but might be useful for some other music information retrieval tasks. A concern surrounding voice information is that its definition around music engraving software is more akin to a layer in a graphic design suite; it is used more as a hacky way of circumventing engraving limitations, making voice information in files like MusicXML rather arbitrary.

The presence of text in scores can also be treated separately from the rest of music semantics. Since its interaction with the score is very situational and depends a lot on the contents of the text itself, it is very difficult to devise a set of relationships that might be useful for most scores. Therefore, the only text that is to be represented in MTN are dynamic directives, which are common and well-defined. For the rest of the text such

Table 2 Definition of elements within MTN and the overall structure of the format. Each of the lowest levels of the notation contain the various final tokens. For more information, refer to the implementation of the format.

Top Level	Level 1	Level 2	Definition
Attributes	Staff		Any semantic change the score goes through.
			Group of changes occurring on the same staff.
		Clef	A change of clef in the score.
		TimeSig	A change of time signature in the score.
		Key	A change of key in the score.
Barline			A measure separator and its attached modifiers.
Direction			A single playback directive.
Note Group	Chord		Group of notes tied together by at least one beam.
			Set of notes in unison attached to the same stem.
		Stem	Stem direction information and beams or flags attached to it.
		Note	A notehead and its attached modifiers.
Rest			Rest token and its attached modifiers.

**Fig. 3** The first few measures on Claude Debussy's first Arabesque. The single voice moves along both staves and is played using both hands on a piano. If one was to separate both staves, it would be impossible to extract the exact timing where each group of notes is to be played. Another interesting aspect of this piece is that many editions use implicit triplets, something that only can be inferred contextually by the fact that eighth notes are on groups of three.

as tempo indications or other textual remarks, we believe it is best to append a set of text boxes in a similar way as bounding boxes are provided.

The format itself is still maturing phase and open to feedback from the community. We are open to extending it to accommodate the needs of OMR practitioners as they put it into test.

5 Evaluation Metrics

We propose a set of evaluation metrics that both acknowledge the existence of multiple paradigms for OMR while also setting ways to compare any structured output equally. These metrics draw

inspiration from the currently used Symbol Error Rate and ideas from Hajič jr. [31]. We have divided our proposed metrics as tiers depending on the abstraction level they address.

5.1 Tier 0: Methodology-Specific Metrics

The first tier is that devoted to specific pipeline metrics before performing any kind of reconstruction into the MTN format. The idea behind this tier is that comparison of methodology-specific metrics is still useful, since it might help identify strengths or shortcomings on certain applications

and help quantify the effectiveness of methods converting into MTN format (which depending on the OMR methodology might be more or less nuanced).

Since the approaches to OMR are both diverse and unique, it does not make much sense to overly specify what metrics to employ under this tier, but rather use those metrics that are already being employed. Some examples of the kinds of metrics that should be reported here include (but are not restricted to):

- For object detection methods, metrics such as mean average precision, F1 score, average intersection over union and so on.
- For end-to-end string-based methods, metrics such as symbol error rate or string parseability (whether or not the output string can be interpreted correctly with whichever grammar describes its underlying language).

5.2 Tier 1: Primitive Level

The first set of metrics addresses the presence or absence of terminals within the MTN string. The main goal is determining the capacity of models of detecting objects and analysing token co-occurrence phenomena. These metrics do not take into account structural matters, making them quick to compute. Given a set of unique terminals T , which is a subset of the full MTN vocabulary V , the multiset of predicted terminals within a sample $P = \{p_1 \dots p_n : p_i \in T\}$ as the multiset of all terminals produced by a model and the multiset of ground truth terminals within a sample $G = \{g_1 \dots g_m : g_i \in T\}$ as the multiset of all terminals existing in the groundtruth (both in no particular order), we define the following metrics:

- Primitive-level precision

$$precision = \frac{\|P \cap G\|}{\|P\|} \quad (1)$$

- Primitive-level recall

$$recall = \frac{\|P \cap G\|}{\|G\|} \quad (2)$$

Since the underlying datasets are quite unbalanced due to the presence of many dominating tokens (e.g. noteheads), these metrics are computed per-class for the entire dataset. In order

to produce a single precision and recall measure, results are aggregated per-class using a weighted average, where the weights are the relative frequency of each token in the ground truth.

5.3 Tier 2: Structural Level

This level takes into account the structure of the produced MTN and compares it directly with that of the ground truth. A matching from ground truth elements to those present in the prediction is performed using a tree edit distance algorithm. In particular, since there is a restriction on the ordering of sibling labels, the $O(n^3)$ solution from Zhang and Sasha can be employed [57].

Given the following operations:

- **Substitution:** Changing the label of a single node within the tree.
- **Deletion:** Removing a single node of the tree and setting its children as siblings.
- **Insertion:** Adding a new node under a parent one and setting a consecutive subsequence of its siblings as children.

Given a predicted tree and a ground truth tree whose set of vertices is G and assuming an equal edit cost of 1 for all operations, the Tree Error Rate (TER) is defined as

$$TER = \frac{S + D + I}{\|G\|} \quad (3)$$

where S , D and I are the number of substitution, deletion and insertion operations required to produce the ground truth tree from the predicted tree. This metric is designed mostly for benchmarking and is defined by analogy to the ubiquitous Symbol Error Rate (SER).

5.4 Tier 3: Semantic Level

This level considers some aspects of music semantics, particularly those concerned with pitch and time. This tier depends on the matching extracted from the structural level in order to identify the association between objects and their ground truth correspondences. Since evaluation has to be possible at the measure level, we use a graphical definition of pitch, which is the position of the notehead within the system.

A note n is defined as a 3-tuple $(p, t, d) \in \mathbb{Z}^2 \times \mathbb{Q} \times \mathbb{Q}$, where p is a tuple of the staff the note

belongs to and its position within the staff, t is the number of beats from the start of the measure and d is the duration of the note in number of beats. Rests are considered notes whose pitch is irrelevant (in practical terms, they can be thought of having a unique shared number for pitch). Given the set of predicted notes P and the set of ground truth notes G , the matching between P and G is defined as a set of tuples $M = (n_p, n_g) \in P \times G$ such that at most one tuple with either a specific n_p or n_g exists.

The Missing Note Rate (MNR) is defined as the ratio of ground truth notes that do not have a corresponding prediction. More formally,

$$MNR = \frac{\|\{n_g \in G : (n_p, n_g) \notin M, \forall n_p \in P\}\|}{\|G\|}. \quad (4)$$

Similarly, the False Positive Rate (FPR) is defined as the ratio of predicted notes that do not have a corresponding ground truth note. It is defined by analogy to MNR.

Pitch Precision (PP) is defined as the number of correctly predicted pitches w.r.t. the ground truth as defined by the matching M . Therefore,

$$PP = \frac{\|\{(n_p, n_g) \in M : p_{n_p} = p_{n_g}\}\|}{\|M\|}. \quad (5)$$

Time Precision (TP) and Duration Precision (DP) are defined analogously.

The Average Pitch Shift (APS) is defined as the average offset in pitch from the predicted note w.r.t. its corresponding ground truth note as defined by the matching M . Therefore,

$$APS = \frac{1}{\|M\|} \sum_{\forall (n_p, n_g) \in M} p_{n_p} - p_{n_g}. \quad (6)$$

Time Average Shift (TAS) and Duration Average Shift (DAS) are defined analogously. Signedness is kept in order to identify the direction in which the underlying OMR system tends to move the notes. These should be accompanied by the corresponding standard deviation.

In order for all of these metrics to be independent of the sequence length, they should be computed and accumulated for the entire dataset and not averaged on a by-prediction basis.

There is also the possibility of extending the TER metric with some semantics in order to

ensure better matching and more fine-grained information from it. Instead of matching the predicted and ground truth trees with their structure alone, it would be interesting to incorporate pitch into the notehead elements. Thus, a pitch change can be thought of a partial substitution of the node at a reduced cost of 0.5 for either the staff, the position on the staff or the notehead type. If more than one of these properties change, it should be considered a full substitution.

6 The COMREF Dataset

We have developed a dataset using our notation built on transcriptions of public domain works as a proof of concept of the notation format. In particular, we have used the OpenScore project's transcriptions of widely known works such as The Art of the Fugue by J.S. Bach or the Planets by Gustav Holst, among others. We have also incorporated the Lieder Corpus [28] and the String Quartet corpus [3]. All these scores are engraved in MusicXML, but we plan on supporting MEI as a conversion source at some point in the future.

6.1 Images

In summary, the dataset is produced by processing of 896 individual works into images at the measure level (including all staves that belong to it), to produce a total of 439.972 images. After verification, 3.260 images are removed due to noise in the annotations, totalling 436.752 images after cleanup.

The process through which the dataset was produced is summarised in Figure 4. Scores are engraved through Verovio into page-level SVG files. Using the hierarchical structure within the SVG and exploiting the optional identifier information Verovio can be instructed to attach, we employ a splitter script that finds bounding boxes for every measure and engraves them individually. It also finds what measures lie at the beginning of a line in order to properly add this information on the notation. The bounding boxes for all measures are cropped at the next staff vertically and a fixed amount of pixels horizontally.

Once the images are produced, the converter uses the MusicXML file and produces the MTN notation. In order to ensure all images have their corresponding ground truth, we use a cleaning

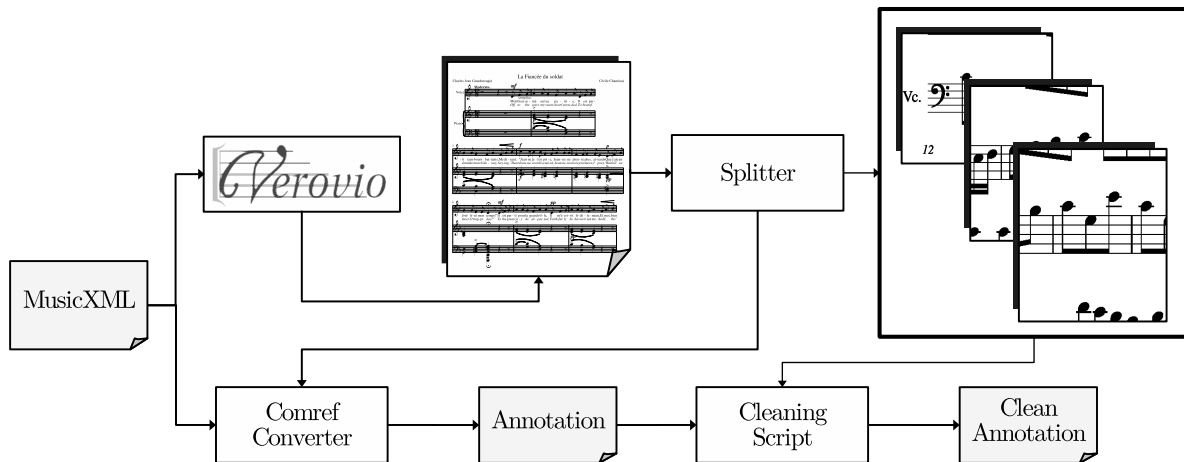


Fig. 4 The pipeline through which the COMREF dataset has been generated.

script that finds matching identifiers for images in the MTN files. It also checks for outliers in case there are blatant mistakes in the notation. Although we have taken precautions to minimise the number of errors, there are a few images with objects far from the staff, either temporally or graphically. We remove these outliers heuristically to ensure the quality of the data.

6.2 Ground Truth

The dataset incorporates 91 different classes, which are shown alongside their frequencies in Table 3. A relevant aspect of this dataset is that it is quite unbalanced, with roughly 70% of the elements pertaining to the 4 first classes.

7 Conclusions

In this paper we have argued for the implementation of a Common Optical Music Recognition Evaluation Framework through the instauration of a notation format in which score reconstruction can be evaluated fairly and unambiguously. Our proposed reification of this idea is the MTN format, which draws heavy inspiration from existing formats and adapts many ideas already present in the field while also being quite expressive and general. Its main idea is exploiting the expressiveness of graphs while keeping the ordering properties of sequences, thanks to which evaluation and inference are better-defined and less computationally demanding. Of course, CWMN is a tremendously

complex notation system which has been optimised and streamlined for hundreds of years. It is highly likely that MTN (or any other computational representation of music for that matter) cannot model every possible music score that has been written. Nevertheless, we believe the subset of music that can be expressed in this format is large enough to be useful for the community of OMR.

In this work we have also presented a concrete implementation of a set of metrics for OMR practitioners with the hopes of bringing together the community to finally speak the same language; a *lingua franca* thanks to which research can be shared and compared fairly and easily. We also hope this might lower the barrier of entry and bring some new interest on the field.

The work that lies ahead now is building a corpus of music that can be employed with this format into a benchmark for CWMN recognition, both in typeset and handwritten domains. For typeset scores, building a corpus in MTN should be as straightforward as compiling a comprehensive set of scores in MusicXML and engraving them. For handwritten music, the million dollar question now lies in how to reliably align MTN to the source material and where to find good transcriptions, which shall be the focus of our next efforts.

Supplementary information. LINKS TO THE DATA AND CODE UPON ACCEPTANCE.

Table 3 Tokens and their frequencies in the COMREF dataset.

Token	Count	Token	Count	Token	Count
notehead_black	1986948	rest_breve	18103	notehead_white_cue	738
beam	1517194	clef_C	17664	rest_whole	681
stem_down	1018045	notehead_black_grace	13086	regular	529
stem_up	803884	tenuto	11444	sfz	462
flag	244232	strong_accent	9414	rf	173
accidental_sharp	226428	pp	8484	mordent	136
accidental_flat	211192	rest_32nd	8381	fff	130
notehead_white	197408	ff	7449	sfp	129
staccato	171070	sf	7282	notehead_breve	125
slur_stop	168855	light_light	7230	sffz	105
slur_start	168853	notehead_black_cue	6889	clef_G_oct1	102
dot	153128	rest_maxima	6171	turn	83
rest_eighth	126179	mf	5748	caesura	75
tied_start	101092	fermata	5330	slide_start	72
tied_stop	101029	light_heavy	3294	slide_stop	71
accidental_natural	99920	rest_64th	3248	accidental_natural_sharp	51
rest_quarter	94522	trill_mark	2589	rfz	43
clef_G	75140	timesig_common	2366	segno	31
clef_F	46386	accidental_double_sharp	1990	pppp	15
tuplet_stop	43781	fz	1700	glissando_stop	14
tuplet_start	43650	clef_G_oct-1	1295	glissando_start	10
rest_long	43610	staccatissimo	1268	clef_F_oct1	9
wedge_stop	38286	mp	1245	notehead_black_grace_cue	8
accent	27450	wavy_line	1107	coda	7
arpeggiate	22102	fff	987	schleifer	4
rest_half	21554	accidental_flat_flat	969	sfpp	3
rest_16th	21452	fp	913	accidental_natural_flat	2
p	21103	timesig_cut	890	pppppp	1
wedge_crescendo	20115	ppp	862	ppppp	1
f	19771	clef_percussion	774		
wedge_diminuendo	18233	clef_F_oct-1	760	Total	8015354

Acknowledgments. This work has been partially supported by the Spanish projects PID2021-126808OB-I00 (GRAIL) and CNS2022-135947 (DOLORES), as well as the AGAUR Joan Oró FI grant 2023 FI-1-00324. The authors acknowledge the support of the Generalitat de Catalunya CERCA Program to CVC's general activities.

Declarations

The authors have no conflicts of interest to declare that are relevant to the content of this article.

References

- [1] (2008) Bach Digital. URL <https://www.bach-digital.de/content/index.xed>, accessed: 2023-03-01
- [2] (2023) Beethoven-Haus Bonn. URL <https://www.beethoven.de/en/archive/list>, accessed: 2023-03-01
- [3] (2023) String quartet corpus. URL <https://github.com/OpenScore/StringQuartets>, accessed: 2023-10-10
- [4] Alfaro-Contreras M, Valero-Mas JJ (2021) Exploiting the two-dimensional nature of agnostic music notation for neural optical music recognition. Applied Sciences

- 11(8):3621. Publisher: MDPI
- [5] Alfaro-Contreras M, Ríos-Vila A, Valero-Mas JJ, et al (2022) Decoupling music notation to improve end-to-end Optical Music Recognition. *Pattern Recognition Letters* 158:157–163. <https://doi.org/10.1016/j.patrec.2022.04.032>, URL <https://www.sciencedirect.com/science/article/pii/S0167865522001428>
- [6] Baró A, Riba P, Fornés A (2016) Towards the Recognition of Compound Music Notes in Handwritten Music Scores. In: 2016 15th International Conference on Frontiers in Handwriting Recognition (ICFHR), pp 465–470, <https://doi.org/10.1109/ICFHR.2016.0092>, iSSN: 2167-6445
- [7] Baró A, Riba P, Calvo-Zaragoza J, et al (2019) From Optical Music Recognition to Handwritten Music Recognition: A baseline. *Pattern Recognition Letters* 123:1–8. <https://doi.org/10.1016/j.patrec.2019.02.029>, URL <https://linkinghub.elsevier.com/retrieve/pii/S0167865518303386>
- [8] Baró A, Badal C, Fornés A (2020) Handwritten Historical Music Recognition by Sequence-to-Sequence with Attention Mechanism. In: 2020 17th International Conference on Frontiers in Handwriting Recognition (ICFHR), pp 205–210, <https://doi.org/10.1109/ICFHR2020.2020.00046>
- [9] Baró A, Riba P, Fornés A (2022) Musigraph: Optical Music Recognition Through Object Detection and Graph Neural Network. In: Porwal U, Fornés A, Shafait F (eds) *Frontiers in Handwriting Recognition*. Springer International Publishing, Cham, Lecture Notes in Computer Science, pp 171–184, https://doi.org/10.1007/978-3-031-21648-0_12
- [10] Bertolami R, Bunke H (2008) Hidden Markov model-based ensemble methods for offline handwritten text line recognition. *Pattern Recognition* 41(11):3452–3460. <https://doi.org/10.1016/j.patcog.2008.04.003>, URL <https://www.sciencedirect.com/science/article/pii/S0031320308001349>
- [11] Bittour H (2004) Audiveris. URL <https://github.com/audiveris>
- [12] Bui HN, Na IS, Kim SH (2014) Staff Line Removal Using Line Adjacency Graph and Staff Line Skeleton for Camera-Based Printed Music Scores. In: 22nd International Conference on Pattern Recognition, pp 2787–2789, <https://doi.org/10.1109/ICPR.2014.480>, iSSN: 1051-4651
- [13] Byrd D, Simonsen JG (2015) Towards a Standard Testbed for Optical Music Recognition: Definitions, Metrics, and Page Images. *Journal of New Music Research* 44(3):169–195. <https://doi.org/10.1080/09298215.2015.1045424>, URL <http://www.tandfonline.com/doi/full/10.1080/09298215.2015.1045424>
- [14] Byrd DA, Isaacson EJ (2003) A Music Representation Requirement Specification for Academia. *Computer Music Journal* 27(4):43–57. URL <https://muse.jhu.edu/pub/6/article/49604>, publisher: The MIT Press
- [15] Calvo-Zaragoza J, Oncina J (2014) Recognition of Pen-Based Music Notation: The HOMUS Dataset. In: 22nd International Conference on Pattern Recognition. Institute of Electrical & Electronics Engineers (IEEE), pp 3038–3043, <https://doi.org/10.1109/ICPR.2014.524>, iSSN: 1051-4651
- [16] Calvo-Zaragoza J, Rizo D (2018) Camera-PrIMuS: Neural End-to-End Optical Music Recognition on Realistic Monophonic Scores. In: 19th International Society for Music Information Retrieval Conference, Paris, France, pp 248–255, URL http://ismir2018.ircam.fr/doc/pdfs/33_Paper.pdf
- [17] Calvo-Zaragoza J, Rizo D (2018) End-to-End Neural Optical Music Recognition of Monophonic Scores. *Applied Sciences* 8(4):606. <https://doi.org/10.3390/app8040606>, URL <https://www.mdpi.com/2076-3417/8/4/606>, number: 4 Publisher: Multidisciplinary Digital Publishing Institute
- [18] Calvo-Zaragoza J, Pertusa A, Oncina J (2017) Staff-line detection and removal using a convolutional neural network. *Machine Vision and Applications* pp 1–10. <https://doi.org/10.1007/s00138-017-0844-4>
- [19] Calvo-Zaragoza J, Valero-Mas JJ, Pertusa A (2017) End-to-End Optical Music Recognition Using Neural Networks. Suzhou, China, <https://doi.org/10.5281/zenodo.1418333>, URL <https://zenodo.org/record/1418333>, iISBN: 9789811151798 Pages: 472-477 Publisher: ISMIR Publication Title: Proceedings of the 18th International Society for Music

- Information Retrieval Conference
- [20] Calvo-Zaragoza J, Hajič Jr. J, Pacha A (2021) Understanding Optical Music Recognition. *ACM Comput Surv* 53(4):1–35. <https://doi.org/10.1145/3397499>, URL <https://dl.acm.org/doi/10.1145/3397499>
- [21] Cardoso JdS, Capela A, Rebelo A, et al (2009) Staff Detection with Stable Paths. *IEEE Transactions on Pattern Analysis and Machine Intelligence* 31(6):1134–1139. <https://doi.org/10.1109/TPAMI.2009.34>, publisher: Institute of Electrical & Electronics Engineers (IEEE)
- [22] Chen T, Kornblith S, Norouzi M, et al (2020) A Simple Framework for Contrastive Learning of Visual Representations. In: *Proceedings of the 37th International Conference on Machine Learning*. PMLR, pp 1597–1607, URL <https://proceedings.mlr.press/v119/chen20j.html>, iSSN: 2640-3498
- [23] Egozy E, Clester I (2022) Computer-Assisted Measure Detection in a Music Score-Following Application. In: Calvo-Zaragoza J, Pacha A, Shatri E (eds) *Proceedings of the 4th International Workshop on Reading Music Systems*, Online, pp 33–36, <https://doi.org/10.48550/arXiv.2211.13285>, URL <https://sites.google.com/view/worms2022/proceedings>
- [24] Fornés A, Dutta A, Gordo A, et al (2013) The 2012 Music Scores Competitions: Staff Removal and Writer Identification. In: Kwon YB, Ogier JM (eds) *Graphics Recognition*. New Trends and Challenges. Springer Berlin Heidelberg, Berlin, Heidelberg, pp 173–186, https://doi.org/10.1007/978-3-642-36824-0_17
- [25] Fujinaga I (2004) Staff detection and removal. In: *Visual Perception of Music Notation: On-Line and Off Line Recognition*. IGI Global, p 1–39, <https://doi.org/10.4018/978-1-59140-298-5.ch001>
- [26] Garrido-Munoz C, Rios-Vila A, Calvo-Zaragoza J (2022) A holistic approach for image-to-graph: Application to optical music recognition. *IJDAR* <https://doi.org/10.1007/s10032-022-00417-4>, URL <https://doi.org/10.1007/s10032-022-00417-4>
- [27] Good M (2001) *MusicXML: An Internet-Friendly Format for Sheet Music*. Tech. rep., Recordare LLC, URL <https://pdfs.semanticscholar.org/5617/972667ff794da79a4cbb6b985e85f8487ddd.pdf>
- [28] Gotham MRH, Jonas P (2022) The Open-Score Lieder Corpus. In: Münnich S, Rizo D (eds) *Music Encoding Conference Proceedings 2021*. Humanities Commons, pp 131–136, <https://doi.org/10.17613/1my2-dm23>
- [29] Hajič J, Pecina P (2017) The MUSCIMA++ Dataset for Handwritten Optical Music Recognition. In: *2017 14th IAPR International Conference on Document Analysis and Recognition (ICDAR)*, pp 39–46, <https://doi.org/10.1109/ICDAR.2017.16>, iSSN: 2379-2140
- [30] Hajič jr. J (2018) A Case for Intrinsic Evaluation of Optical Music Recognition. In: Calvo-Zaragoza J, Hajič jr. J, Pacha A (eds) *1st International Workshop on Reading Music Systems*, Paris, France, pp 15–16, URL <https://sites.google.com/view/worms2018/proceedings>
- [31] Hajič jr. J, Novotný J, Pecina P, et al (2016) Further Steps towards a Standard Testbed for Optical Music Recognition. In: Mandel M, Devaney J, Turnbull D, et al (eds) *17th International Society for Music Information Retrieval Conference*. New York University, New York, USA, pp 157–163, URL <https://wp.nyu.edu/ismir2016/event/proceedings/>, backup Publisher: New York University
- [32] He K, Chen X, Xie S, et al (2022) Masked Autoencoders Are Scalable Vision Learners. pp 16,000–16,009, URL https://openaccess.thecvf.com/content/CVPR2022/html/He_Masked_Autoencoders_Are_Scalable_Vision_Learners.CVPR_2022_paper.html
- [33] Huang Z, Jia X, Guo Y (2019) State-of-the-Art Model for Music Object Recognition with Deep Learning. *Applied Sciences* 9(13):2645–2665. <https://doi.org/10.3390/app9132645>, URL <https://www.mdpi.com/2076-3417/9/13/2645>
- [34] Mayer J (2022) *Semi-supervised learning in Optical Music Recognition*. Master’s thesis, URL <https://dspace.cuni.cz/handle/20.500.11956/173547>, accepted: 2022-06-28T10:48:03Z Publisher: Univerzita Karlova, Matematicko-fyzikální fakulta

- [35] Mayer J, Pecina P (2021) Synthesizing Training Data for Handwritten Music Recognition. In: Lladós J, Lopresti D, Uchida S (eds) Document Analysis and Recognition – ICDAR 2021, vol 12823. Springer International Publishing, Cham, pp 626–641, https://doi.org/10.1007/978-3-030-86334-0_41, URL https://link.springer.com/10.1007/978-3-030-86334-0_41, series Title: Lecture Notes in Computer Science
- [36] Mengarelli L, Kostiuk B, Vitório JG, et al (2019) OMR metrics and evaluation: a systematic review. *Multimedia Tools and Applications* <https://doi.org/10.1007/s11042-019-08200-0>
- [37] Pacha A (2017) The OMR Datasets Project. URL <https://apacha.github.io/OMR-Datasets>
- [38] Pacha A (2018) Advancing OMR as a Community: Best Practices for Reproducible Research. In: Calvo-Zaragoza J, Hajič jr. J, Pacha A (eds) 1st International Workshop on Reading Music Systems, Paris, France, pp 19–20, URL <https://sites.google.com/view/worms2018/proceedings>
- [39] Pacha A (2021) The Challenge of Reconstructing Digits in Music Scores. In: Calvo-Zaragoza J, Pacha A (eds) Proceedings of the 3rd International Workshop on Reading Music Systems, Alicante, Spain, pp 4–7, URL <https://sites.google.com/view/worms2021/proceedings>
- [40] Pacha A, Hajič jr. J, Calvo-Zaragoza J (2018) A Baseline for General Music Object Detection with Deep Learning. *Applied Sciences* 8(9):1488–1508. <https://doi.org/10.3390/app8091488>, URL <http://www.mdpi.com/2076-3417/8/9/1488>
- [41] Parada-Cabaleiro E, Batliner A, Baird A, et al (2017) The SEILS Dataset: Symbolically Encoded Scores in Modern-Early Notation for Computational Musicology. In: 18th International Society for Music Information Retrieval Conference, Suzhou, China, URL https://ismir2017.smcnus.org/wp-content/uploads/2017/10/14_Paper.pdf
- [42] Rebelo A, Fujinaga I, Paszkiewicz F, et al (2012) Optical music recognition: state-of-the-art and open issues. *Int J Multimed Info Retr* 1(3):173–190. <https://doi.org/10.1007/s13735-012-0004-6>, URL <http://link.springer.com/10.1007/s13735-012-0004-6>
- [43] Roland P (2002) The music encoding initiative (MEI). In: 1st International Conference on Musical Applications Using XML, pp 55–59, URL <https://pdfs.semanticscholar.org/7fc4/16754b0508837dde8b505b3fd4dc517c7292.pdf>
- [44] Ríos-Vila A, Iñesta JM, Calvo-Zaragoza J (2022) End-To-End Full-Page Optical Music Recognition of Monophonic Documents via Score Unfolding. In: Calvo-Zaragoza J, Pacha A, Shatri E (eds) Proceedings of the 4th International Workshop on Reading Music Systems, Online, pp 20–24, <https://doi.org/10.48550/arXiv.2211.13285>, URL <https://sites.google.com/view/worms2022/proceedings>
- [45] Ríos-Vila A, Iñesta JM, Calvo-Zaragoza J (2022) On the Use of Transformers for End-to-End Optical Music Recognition. In: Pinho AJ, Georgieva P, Teixeira LF, et al (eds) Pattern Recognition and Image Analysis. Springer International Publishing, Cham, Lecture Notes in Computer Science, pp 470–481, https://doi.org/10.1007/978-3-031-04881-4_37
- [46] Ríos-Vila A, Rizo D, Iñesta JM, et al (2023) End-to-end optical music recognition for pianoform sheet music. *International Journal on Document Analysis and Recognition (IJ DAR)* 26(3):347–362. <https://doi.org/10.1007/s10032-023-00432-z>, URL <https://doi.org/10.1007/s10032-023-00432-z>
- [47] Shatri E, Fazekas G (2021) DoReMi: First glance at a universal OMR dataset. In: Calvo-Zaragoza J, Pacha A (eds) Proceedings of the 3rd International Workshop on Reading Music Systems, Alicante, Spain, pp 43–49, URL <https://sites.google.com/view/worms2021/proceedings>
- [48] Shishido T, Fati F, Tokushige D, et al (2021) Listen to Your Favorite Melodies with img2Mxml, Producing MusicXML from Sheet Music Image by Measure-based Multimodal Deep Learning-driven Assembly. URL <http://arxiv.org/abs/2106.12037>, arXiv:2106.12037 [cs]

- [49] The LilyPond Development Team (2014) LilyPond - Essay on automated music engraving. URL <http://www.lilypond.org/>
- [50] Torras P, Baró A, Kang L, et al (2021) On the Integration of Language Models into Sequence to Sequence Architectures for Handwritten Music Recognition. Online, <https://doi.org/10.5281/zenodo.5624451>, URL <https://zenodo.org/record/5624451>, pages: 690-696 Publication Title: Proceedings of the 22nd International Society for Music Information Retrieval Conference Publisher: ISMIR
- [51] Tuggener L, Elezi I, Schmidhuber J, et al (2018) DeepScores - A Dataset for Segmentation, Detection and Classification of Tiny Objects. In: 24th International Conference on Pattern Recognition. ZHAW, Beijing, China, <https://doi.org/10.21256/zhaw-4255>, URL <https://arxiv.org/abs/1804.00525>
- [52] Tuggener L, Satyawan YP, Pacha A, et al (2020) The DeepScoresV2 Dataset and Benchmark for Music Object Detection. In: Proceedings of the 25th International Conference on Pattern Recognition, Milan, Italy, <https://doi.org/10.21256/zhaw-20647>
- [53] Tuggener L, Emberger R, Ghosh A, et al (2023) Real world music object recognition. Transactions of the International Society for Music Information Retrieval <https://doi.org/10.21256/zhaw-28644>, URL <https://digitalcollection.zhaw.ch/handle/11475/28644>, accepted: 2023-09-08T13:52:37Z Publisher: Ubiquity Press
- [54] Wen C, Zhu L (2022) A Sequence-to-Sequence Framework Based on Transformer With Masked Language Model for Optical Music Recognition. IEEE Access 10:118,243–118,252. <https://doi.org/10.1109/ACCESS.2022.3220878>, conference Name: IEEE Access
- [55] Yu X, Han Z, Gong Y, et al (2020) The 1st Tiny Object Detection Challenge: Methods and Results. In: Bartoli A, Fusiello A (eds) Computer Vision – ECCV 2020 Workshops. Springer International Publishing, Cham, Lecture Notes in Computer Science, pp 315–323, https://doi.org/10.1007/978-3-030-68238-5_23
- [56] Zhang J, Du J, Dai L (2018) Multi-Scale Attention with Dense Encoder for Handwritten Mathematical Expression Recognition. In: 2018 24th International Conference on Pattern Recognition (ICPR), pp 2245–2250, <https://doi.org/10.1109/ICPR.2018.8546031>, iSSN: 1051-4651
- [57] Zhang K, Shasha D (1989) Simple Fast Algorithms for the Editing Distance between Trees and Related Problems. SIAM J Comput 18(6):1245–1262. <https://doi.org/10.1137/0218082>, URL <https://epubs.siam.org/doi/abs/10.1137/0218082>, publisher: Society for Industrial and Applied Mathematics
- [58] Zhang Y, Huang Z, Zhang Y, et al (2023) A detector for page-level handwritten music object recognition based on deep learning. Neural Comput & Applic <https://doi.org/10.1007/s00521-023-08216-6>, URL <https://doi.org/10.1007/s00521-023-08216-6>